

# Bayesian Model Averaging By Mixture Modeling

Merlin Keller<sup>1</sup> and Kaniav Kamary<sup>1,2</sup>

<sup>1</sup> EDF R&D, Chatou, <sup>2</sup> AgroParisTech, Paris

## Abstract

A new and numerically efficient method for Bayes factor computation and Bayesian model averaging, seen as a special case of the mixture model approach for Bayesian model selection in [2]. Inheriting from the good properties of this approach, it allows to extend classical Bayesian model selection/averaging to cases where improper priors are chosen for the common parameter of the candidate models.

## 1 Bayes model selection and averaging from a mixture model viewpoint

### 1.1 Notations

Consider the task of choosing a statistical model  $\mathfrak{M}$  for a dataset  $y$  among a finite list of candidate parametric models  $\{\mathfrak{M}_i\}_{0 \leq i \leq N}$ , described by their likelihood function:

$$\mathfrak{M}_i = \{f_i(y|\theta), \theta \in \Theta\},$$

where we denote, without loss of generality,  $\theta$  the set of all parameters<sup>1</sup>. Adopting a Bayesian point of view, a prior  $\pi(\theta)$  is defined for  $\theta$ .

**Bayesian model selection.** Classical Bayesian model selection then consists in considering the unknown model  $\mathfrak{M}$  itself as a parameter to be estimated. Hence a prior distribution is defined on the set  $\{\mathfrak{M}_i\}_{0 \leq i \leq N}$  of candidate models:

$$\pi(\mathfrak{M} = \mathfrak{M}_i) = p_i,$$

where  $p_i$  is the prior probability that the data generating model  $\mathfrak{M}$  is equal to  $\mathfrak{M}_i$ .

Applying Bayes' theorem, the posterior distribution of  $\mathfrak{M}$  is then given by:

$$\pi(\mathfrak{M} = \mathfrak{M}_i|y) = \frac{p_i m_i(y)}{\sum_j p_j m_j(y)}, \quad (1)$$

where

$$m_i(y) = \int f_i(y|\theta) \pi(\theta) d\theta \quad (2)$$

<sup>1</sup>For instance,  $\theta$  can be a single parameter, common to all models, or the concatenation  $\theta = (\theta_0, \dots, \theta_N)$  of model-specific parameters, with  $f_i(y|\theta) = f_i(y|\theta_i)$  for  $i = 1, \dots, N$ . But any other configuration is conceivable

is the *marginal likelihood*, or *evidence*, for model  $\mathfrak{M}_i$ . From (1), note that the actual value of  $m_i(y)$  for all models  $i$  need only be known up to a common multiplicative constant, since the posterior probabilities are defined in terms of their ratios.

However, most approaches to Bayesian model selection focus on computing  $m_i(y)$  within each model  $\mathfrak{M}_i$ , in order to derive the posterior probabilities (1). This is a notoriously difficult task, which has generated much literature over the past decades (see [3] for a review of the main available methods) Selecting the *a posteriori* most probable model, that is, the model  $\mathfrak{M}_i$  which maximizes  $p_i m_i(y)$ , Bayesian inference is then performed based on the corresponding posterior distribution:

$$\pi(\theta|y, \mathfrak{M}_i) = \frac{f_i(y|\theta)\pi(\theta)}{m_i(y)}. \quad (3)$$

This is typically sampled using Monte-Carlo Markov chain (MCMC) techniques [4].

**Bayesian model averaging.** The above procedure works reasonably well if one model is significantly more probable than all the others, otherwise it fails to properly account for model uncertainty. Hence, an alternative consists in integrating out  $\mathfrak{M}$  from the joint posterior distribution of  $(\theta, \mathfrak{M})$ . From (1) and (3), this is seen to be equal to:

$$\begin{aligned} \pi(\theta|y) &= \int \pi(\theta|y, \mathfrak{M})\pi(\mathfrak{M}|y)d\mathfrak{M} \\ &\propto \sum_i p_i m_i(y)\pi(\theta|y, \mathfrak{M}_i), \end{aligned} \quad (4)$$

that is, the average of the posterior densities for all models, weighted by their posterior probabilities. This forms the basis of the Bayesian model averaging (BMA) approach [1], which usually consists of the following steps:

1. Compute the marginal likelihood  $m_i(y)$  for all models, and deduce posterior probabilities (1);
2. Remove all models which have negligible posterior probabilities;
3. Compute the posterior density for all remaining models, in order to form the model-averaged posterior (4)

Hence, BMA adds to the difficulty of computing the marginal likelihoods, inherent to Bayesian model selection, that of having to perform Bayesian inference separately within each candidate model which hasn't been ruled out in the second step. These difficulties explain why this approach is not widely used by practitioners, even in presence of model uncertainty.

## 1.2 Main idea

We propose to bypass most of the difficulties mentioned above by sampling *directly* from the BMA posterior (4). Indeed, observe that it can be re-written as:

$$\begin{aligned}
 \pi(\theta|y) &\propto \sum_i p_i m_i(y) \pi(\theta|y, \mathfrak{M}_i) \\
 &\propto \sum_i p_i m_i(y) \frac{f_i(y|\theta) \pi(\theta)}{m_i(y)} \\
 &\propto \left\{ \sum_i p_i f_i(y|\theta) \right\} \pi(\theta).
 \end{aligned} \tag{5}$$

Hence, we may state the result that the BMA posterior distribution is equal to the posterior distribution for the mixture of all candidate models, weighted by their prior probabilities. The same result can also be reached by integrating first the likelihood over the prior for  $\mathfrak{M}$ :

$$f(y|\theta) = \sum_i p_i f_i(y|\theta), \tag{6}$$

then computing the marginal posterior of  $\theta$  through Bayes' theorem.

Hence, because (5) does not depend on the marginal likelihoods  $m_i(y)$ , it can be sampled, using e.g. Monte-Carlo Markov Chain (MCMC) techniques. In this way, BMA can be implemented using a single MCMC algorithm, without computing marginal likelihoods or having to pre-select models.

Once the BMA posterior  $\pi(\theta|y)$  has been sampled, the posterior probability for model  $\mathfrak{M}_i$  can easily be recovered as the posterior expectation:

$$\begin{aligned}
 \pi(\mathfrak{M} = \mathfrak{M}_i|y) &= \int \pi(\mathfrak{M} = \mathfrak{M}_i|y, \theta) \pi(\theta|y) d\theta \\
 &= \int \frac{p_i f_i(y|\theta)}{\sum_j p_j f_j(y|\theta)} \pi(\theta|y) d\theta.
 \end{aligned}$$

This simple solution to BMA and Bayesian model selection is made possible by recasting the model selection problem as a mixture model estimation one, hence adopting the point of view in [2]. In fact, (5) shows that BMA is a special case of the mixture model approach for Bayesian model selection in [2], specifically that of a single-datum mixture. Inheriting from the good properties of the more general approach, it allows to extend classical Bayesian model selection/averaging to cases where improper priors are chosen for the common parameter of the candidate models.

## 1.3 Implementation details and further remarks

In practice, having generated a posterior sample  $(\theta_1, \dots, \theta_S)$ , the posterior probabilities are estimated as:

$$\hat{\pi}(\mathfrak{M} = \mathfrak{M}_i|y) = \frac{1}{S} \sum_{s=1}^S \frac{p_i f_i(y|\theta_s)}{\sum_j p_j f_j(y|\theta_s)}.$$

The Bayes factor  $BF_{ij}(y) = \frac{m_i(y)}{m_j(y)}$ , that is, the posterior odds for model  $\mathfrak{M}_i$  vs. model  $\mathfrak{M}_j$ , can then be estimated by the ratio  $\frac{\hat{\pi}(\mathfrak{M}=\mathfrak{M}_i|y)}{\hat{\pi}(\mathfrak{M}=\mathfrak{M}_j|y)}$ .

Note that the  $f_i(y|\theta_s)$ s are usually already computed for all models  $i$  and at each iteration  $s$  during the posterior sampling process, for instance to compute the acceptance rate of a Metropolis-Hastings algorithm. Moreover, the posterior sample  $(\theta_0, \dots, \theta_S)$  can be used as proposals in an importance sampling approach to perform inference within each candidate model  $\mathfrak{M}_i$ , with importance weights equal to:  $\frac{p_i f_i(y|\theta_s)}{\sum_j p_j f_j(y|\theta_s)}$ .

Hence, an attractive feature of this approach is that BMA, Bayesian inference and posterior probabilities for *all models* are obtained using a single MCMC sampling algorithm, instead of requiring a new MCMC run for each model.

However, the posterior density of the mixture model (6) can be hard to simulate, for instance it could be multimodal. So we could focus instead on evaluating the Bayes factor between two models  $\mathfrak{M}_i$  and  $\mathfrak{M}_j$ , say for  $i = 0, j = 1$ . In this simplified setting, the posterior density of  $\theta$  reads:

$$\pi(\theta|y) \propto \{p_0 f_0(y|\theta) + p_1 f_1(y|\theta)\} \pi(\theta).$$

From a posterior sample  $(\theta_0, \dots, \theta_S)$ , the posterior probability for model  $\mathfrak{M}_0$  is estimated as:

$$\hat{\pi}(\mathfrak{M} = \mathfrak{M}_0|y) = \frac{1}{S} \sum_{s=1}^S \frac{p_0 BF_{01}(y|\theta_s)}{p_0 BF_{01}(y|\theta_s) + p_1},$$

where  $BF_{01}(y|\theta) = \frac{f_0(y|\theta)}{f_1(y|\theta)}$  is the *local* Bayes factor. The Bayes factor itself  $B_{01}(y)$  is then given by:

$$\frac{p_0 B_{01}(y)}{p_0 B_{01}(y) + p_1} = \pi(\mathfrak{M} = \mathfrak{M}_0|y),$$

therefore:

$$\frac{p_0 \hat{B}_{01}(y)}{p_0 \hat{B}_{01}(y) + p_1} = \frac{1}{S} \sum_{s=1}^S \frac{p_0 BF_{01}(y|\theta_s)}{p_0 BF_{01}(y|\theta_s) + p_1}.$$

Thus, Bayes factors can be estimated individually between each candidate models, in which case  $N$  MCMC algorithms should be implemented.

## 2 Illustrations

### 2.1 Poisson / Geometric selection

We exploit Example 3.1. from [2]:

**Example 3.1** Consider a model choice test between a Poisson  $\mathcal{P}(\lambda)$  and a Geometric  $\mathcal{G}eo(p)$  distribution, where the latter is defined as a number of failures and hence also starts at zero. We can represent the mixture (6) using the same parameter  $\theta := \lambda$  in the two distributions if we set  $p = 1/(1 + \lambda)$ . The resulting mixture is then defined as

$$\frac{1}{2} \{ \mathcal{P}_\lambda^n + \mathcal{G}eo_{1/(1+\lambda)}^n \},$$

with equal prior weights for each model. This common parameterization allows the use of Jeffreys' (1939) improper prior  $\pi(\lambda) = 1/\lambda$ , since the resulting posterior is then proper.

The likelihood and priors for a realization  $y = (y_1, \dots, y_n)$  of the above mixture are then given by:

$$\begin{aligned} f(y|\lambda) &= \frac{1}{2} \{ d\mathcal{P}_\lambda^n(y) + d\mathcal{G}eo_{1/(1+\lambda)}^n(y) \} \\ &= \frac{1}{2} \left\{ \prod_i d\mathcal{P}_\lambda(y_i) + \prod_i d\mathcal{G}eo_{1/(1+\lambda)}(y_i) \right\} \\ &= \frac{1}{2} \left\{ \frac{e^{-\lambda n} \lambda^{S_n}}{\prod_i y_i!} + \frac{\lambda^{S_n}}{(1 + \lambda)^{S_n+n}} \right\} \\ \pi(\lambda) &\propto 1/\lambda \end{aligned}$$

where  $S_n := \sum_i y_i$ .

Multiplying by  $\pi(\lambda)$  yields the posterior marginal distribution of  $\lambda$ , which is proportional to the sum of the unnormalized posterior distributions within each model:

$$\pi(\lambda|y) \propto \frac{e^{-\lambda n} \lambda^{S_n-1}}{\prod_i y_i!} + \frac{\lambda^{S_n-1}}{(1 + \lambda)^{S_n+n}}.$$

Integrating each term with respect to  $\lambda$  then gives the marginal distribution in the Poisson and Geometric models:

$$m_0 = \frac{\Gamma(S_n)}{n^{S_n} \prod_i y_i!}; \quad m_1 = \frac{\Gamma(S_n)\Gamma(n)}{\Gamma(S_n + n)}$$

whence the Bayes factor reads:

$$B_{01}(x) = \frac{\Gamma(S_n + n)}{n^{S_n} \prod_i y_i! \Gamma(n)}.$$

Note that it is not well-defined mathematically since the prior on  $\lambda$  is improper. In the mixture-model setting on the contrary, there is no difficulty in using such an improper prior, as long as the posterior  $\pi(\lambda|y)$  is proper.

$\lambda$ 's posterior distribution can be sampled using a standard random-walk Metropolis-Hastings algorithm, initialized for instance using the posterior mean or mode within each models:  $\hat{\lambda} = (S_n - 1)/n$  for the Poisson and  $\hat{\lambda} = (S_n - 1)/(n + 1)$  for the Geometric model. In practice, we used a Gaussian random walk, tuning the scale-parameter in order to attain an acceptance rate in  $[\cdot 2, \cdot 8]$ .

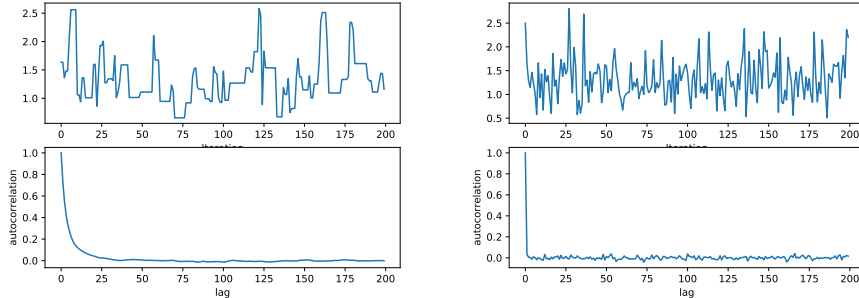


Figure 1: MCMC for  $\lambda$  (top) and autocorrelation (bottom). Left: before thinning, right: after thinning (1/20 iterations kept)

$BF_{01}$	2.15
$\widehat{BF}_{01}$	2.15
LCL	2.11
UCL	2.19

Table 1: Computation of the Bayes factor

**Results** We ran  $10^6$  iterations of the above Metropolis-Hastings algorithm, which took under a minute on a 2.4 GHz Mac Book Pro. The acceptance rate was close to 80%. Figure 1 shows a convergence plot of the MCMC used to sample from  $\lambda$ 's posterior distribution. Mild autocorrelation was suppressed by thinning. This allowed to consider the output as iid, which enabled computing confidence intervals for the Bayes factor Monte-Carlo estimate using the central limit theorem. Results for the computation of the Bayes factor are presented in Table 1. These can be used for instance to select the ‘most probable’ model for the data, here the true one  $\mathfrak{M}_0$ , since the estimated Bayes factor is greater than one.

To illustrate the fact that both model-specific and model-averaged inference can be performed using this approach, Figure 2 shows the histogram of the Bayesian model-averaged posterior distribution for  $\lambda$ , while Figures 3 and 4 show the (weighted) histograms for the posterior distributions within each candidate model, obtained through Importance sampling. Using these, we can for instance estimate  $\lambda$ , which in both models is equal to the data's expectation:  $\lambda = \mathcal{E}[y]$ . The ensuing results are given in Table 2. In particular, using BMA yields results that are almost as good as those under the true model  $\mathfrak{M}_0$ , due to the fact that  $\mathfrak{M}_1$  has a very little weight (see Table 1).

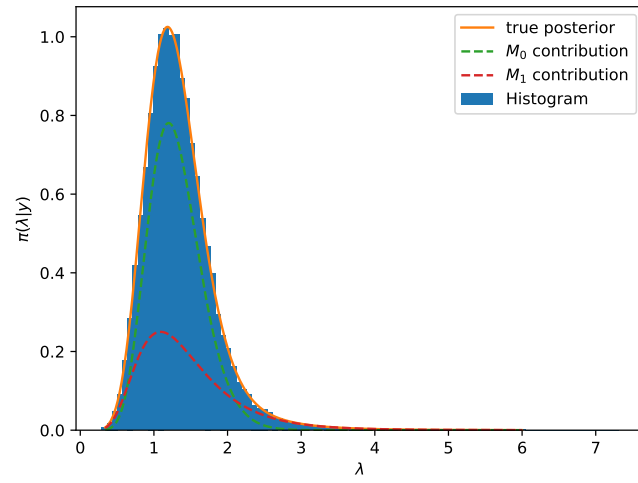


Figure 2: Histogram of model-averaged posterior density for  $\lambda$

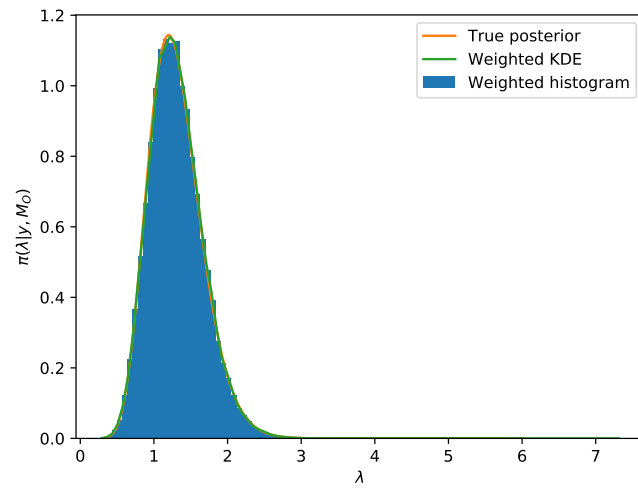


Figure 3: Histogram of posterior density for  $\lambda$  in model  $\mathfrak{M}_0$ .

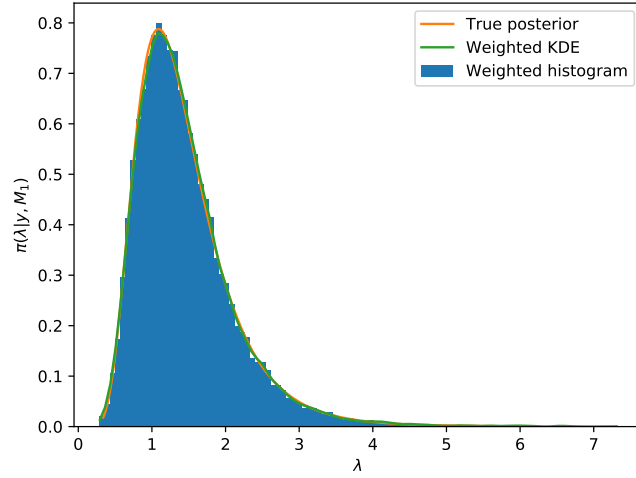


Figure 4: Histogram of posterior density for  $\lambda$  in model  $\mathfrak{M}_1$ .

Model	$\lambda$ estimate	LCL	UCL
$\mathfrak{M}_0$	1.3	0.7	2.09
$\mathfrak{M}_1$	1.45	0.58	3.13
$\mathfrak{M}_0 + \mathfrak{M}_1$	1.35	0.65	2.48
True value	0.9		

Table 2: Estimation of  $\lambda$



### 3 Discussion

Thanks to the pioneering work of [2], mixture modeling offers new and very interesting perspectives for model choice problems. We have discussed here of a very limited application of this approach, since we considered a single-datum mixture. An interesting result is that this setting is equivalent to Bayesian model averaging [1], which has two important consequences:

- it allows for a generic and numerically efficient strategy to perform both Bayesian model selection and averaging within a single MCMC run;
- improper priors for the common parameter can be used without any foundational difficulty.

Hence this special case can be seen as a good demonstrator of all the advantages of using mixture models in a model choice context.

### References

- [1] Jennifer A. Hoeting, David Madigan, Adrian E. Raftery, and Chris T. Volinsky. Bayesian Model Averaging: A Tutorial. *STATISTICAL SCIENCE*, 14(4):382–417, 1999.
- [2] K. Kamary, K. Mengersen, C. P. Robert, and J. Rousseau. Testing hypotheses via a mixture estimation model. *ArXiv e-prints*, December 2014.
- [3] Robert E. Kass and Adrian E. Raftery. Bayes factors. *Journal of the American Statistical Association*, 90(430):773–795, 1995.
- [4] C.P. Robert and Casella. G. *Monte-Carlo Statistical Methods*. Springer-Verlag, 2004.