

# Slim Embedding Layers for Recurrent Neural Language Models

Zhongliang Li and Raymond Kulhanek

Wright State University  
{li.141, kulhanek.5}@wright.edu

Yunxin Zhao

University of Missouri  
zhaoy@missouri.edu

Shaojun Wang

SVAIL, Baidu Research  
swang.usa@gmail.com

Shuang Wu

Yitu. Inc  
shuang.wu@gmail.com

## Abstract

Recurrent neural language models are the state-of-the-art models for language modeling. When the vocabulary size is large, the space taken to store the model parameters becomes the bottleneck for the use of recurrent neural language models. In this paper, we introduce a simple space compression method that randomly shares the structured parameters at both the input and output embedding layers of the recurrent neural language models to significantly reduce the size of model parameters, but still compactly represent the original input and output embedding layers. The method is easy to implement and tune. Experiments on several data sets show that the new method can get similar perplexity and BLEU score results while only using a very tiny fraction of parameters.

## Introduction

Neural language models are currently the state of the art model for language modeling. These models encode words as vectors (word embeddings) and then feed them into the neural network (Bengio, Ducharme, and Vincent 2003). The word vectors are normally trained together with the model training process. In the output layer, the hidden states are projected to a vector with the same size as the vocabulary, and then a softmax function translates them into probabilities.

Training neural language models is time consuming, mainly because it requires estimating the softmax function at every time stamp. There have been many efforts that try to reduce the time complexity of the training algorithm, such as hierarchical softmax (Goodman 2001; Kim et al. 2016), importance sampling (IS) (Bengio and Senécal 2008; Jozefowicz et al. 2016), and noise contrastive estimation (NCE) (Mnih and Teh 2012). It is also desirable to train very compact language models for several reasons: 1. Smaller models are easier to use and deploy in real world systems. If the model is too large, it is possible that it will need multiple server nodes. 2. Mobile devices have limited memory and space, which makes it impossible to use large models without server access. 3. Smaller models also decrease the communication overhead of distributed training of the models.

Copyright © 2018, Association for the Advancement of Artificial Intelligence (www.aaai.org). All rights reserved.

It has been shown there is significant redundancy in the parametrization of deep learning models (Denil et al. 2013). Various pruning and parameter reduction methods have been proposed. In general, there are two types of neural network compression techniques. The first one involves retraining. First a full size model is trained, and its weights are pruned. Then the model is retrained (Han, Mao, and Dally 2016). The second one is to encode parameter sharing into the model and directly train the compressed model, such as HashNet (Chen et al. 2015) and LightRNN (Li et al. 2016). The approach proposed here belongs to the second type.

The input layer and output layer contain the largest portion of parameters in neural language models since the number is dependent on the vocabulary size. In this paper, we mainly focus on reducing the number of parameters in the embedding layers. The main contribution is introducing a simple space efficient model compression method that randomly shares structured parameters, and can be used in both the input layer and the output layer. The method is easy to implement and tune. It can also be viewed as a regularization that leads to improved performance on perplexity and BLEU scores in certain cases.

## Related Work

There are many efforts that improve the space efficiency of neural language models. Kim et al. (2016) works with character level input, and combines convolutional neural networks (CNN) with highway networks to reduce the number of parameters. And later Jozefowicz et al. (2016) extends the CNN embedding idea to the output layer, comes up with a new CNN softmax layer, and also scales the method to a one billion word corpus (Chelba et al. 2013). Ling et al. (2015) introduces a model for constructing vector representations of words by composing characters using bidirectional LSTMs.

Although the above models use the character level information to reduce the model size of embedding layers, there have been many approaches that try to reduce the parameters without using this additional information. Mikolov et al. (2011) introduces the compression layer between the recurrent layer and the output layer, which not only reduces the number of parameters in the output layer, but also reduces the time complexity of training and inference. Grave et al. (2016) improves the hierarchical softmax by assigning word clusters with different sizes of embeddings; it tries to

utilize the power of GPU computation more efficiently, but also reduces the number of parameters significantly.

Chen et al. (2016) proposes to represent rare words by sparse linear combinations of common already learned ones. The sparse code and embedding for each word are pre-computed and are fixed during the language model training process. The method we propose here is different in that the codes for each word are selected randomly and the embeddings are learned in the process of model training and the sub-vectors are concatenated together to form the final word embedding.

Li et al. (2016) uses 2-component shared embedding as the word representation in LightRNN. It uses parameter sharing to reduce the model size, which is similar to the method proposed here. But the two components for a word are fed into RNN in two different time stamps in LightRNN. The method proposed here is most similar to the model used in Suzuki and Nagata (2016), but their work is not about language modeling.

The model proposed here can be understood as introducing random weight sharing into the embedding layers for language models, which shares the same idea with HashNet (Chen et al. 2015), but uses a different sharing scheme.

## Random Parameter Sharing at Input and Output Embedding Layers

We use deep Long short-term memory (LSTM) as our neural language model. In each time stamp  $t$ , the word vector  $h_t^0$  is used as the input. We use subscripts to denote time stamps and superscripts to denote layers. Assume  $L$  is the number of layers in deep LSTM neural language model, then  $h_t^L$  is used to predict the next word. The dynamics of an LSTM cell, following (Zaremba, Sutskever, and Vinyals 2014), are:

$$\begin{pmatrix} i \\ f \\ o \\ g \end{pmatrix} = \begin{pmatrix} \text{sigm} \\ \text{sigm} \\ \text{sigm} \\ \text{tanh} \end{pmatrix} T_{2n,4n} \left( \begin{matrix} \mathbf{D}(h_t^{l-1}) \\ h_{t-1}^l \end{matrix} \right)$$

$$c_t^l = f \odot c_{t-1}^l + i \odot g$$

$$h_t^l = o \odot \tanh(c_t^l)$$

In the formula,  $\odot$  is element-wise multiplication,  $T_{n,m} : \mathbb{R}^n \rightarrow \mathbb{R}^m$  is an affine transform, and  $\mathbf{D}$  is the dropout operator that sets a random subset of its argument to zero.

Assuming the vocabulary size is  $V$ , and both the word vector size and the number of hidden nodes in the recurrent hidden states are  $N$ , then the total number of parameters in the embedding layer is  $N * V$ . The embedding layers of character level models (Kim et al. 2016; Ling et al. 2015) are related in that the word embeddings between different words are dependent on each other. Updating the word embedding for each word will affect the embeddings for other words. Dependent word embedding helps reduce the number of parameters tremendously. In this paper, we design a simple model compression method that allows the input word embedding layer and softmax output layer to share weights randomly to effectively reduce the model size and yet maintain the performance.

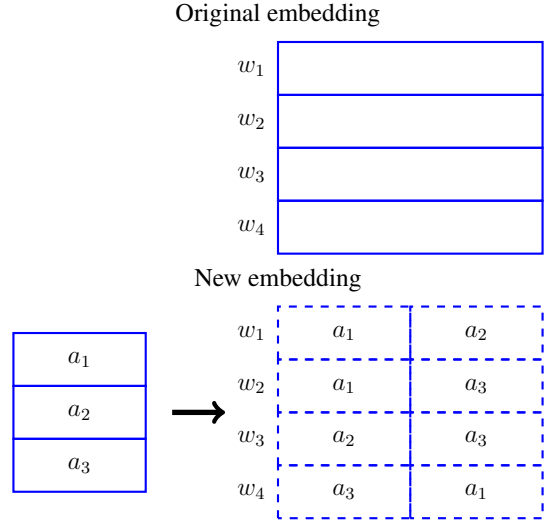


Figure 1: Toy example of the original embedding layer and new embedding layer. In this paper the concatenated word vector has the same size as the original one. The assignment of sub-vectors to each word are randomly selected and fixed before the training process. The parameters in the sub-vectors are updated in the training process.

## Compressing Input Embedding Layer

Assume we divide the input word embedding vector  $h_t^0 \in \mathbb{R}^N$  into  $K$  even parts, such that the input representation of the current word is the concatenation of the  $K$  parts  $h_t^0 = [a_1, \dots, a_K]$ , and each part is a sub-vector with  $\frac{N}{K}$  parameters. For a vocabulary of  $V$  words, the input word embedding matrix thus is divided into  $V * K$  sub-vectors, and we map these sub-vectors into  $M$  sub-vectors randomly but as uniformly as possible in the following manner: we initialize a list  $L$  with  $K * V$  elements, which contains  $\frac{K * V}{M}$  copies of the sequence  $[1 \dots M]$ . Then the list is shuffled with the Fisher-Yates shuffle algorithm and the  $i$ th word's vector is formed with  $[a_{L_{K * (i-1) + 1}} \dots a_{L_{K * i}}]$ . This helps to make sure that the numbers of times each sub-vector is used are nearly equal.

In this way, the total number of parameters in the input embedding layer is  $M * \frac{N}{K}$  instead of  $V * N$ , which makes the number of parameters independent from the size of vocabulary. The  $K$  sub-vectors for each word are drawn randomly from the set of  $M$  sub-vectors.

For example, as shown in Fig 1, if in total there are four words in the corpus ( $V=4$ ), and each word vector is formed by two sub-vectors ( $K=2$ ), and therefore there are in total eight sub-vectors in the input embedding matrix, assume that these eight sub-vectors are mapped into three sub-vectors ( $M=3$ ), which are indexed as  $a_i, i \in (1, 2, 3)$ . Then the word vectors can be assigned like this:  $[a_1, a_2], [a_1, a_3], [a_2, a_3], [a_3, a_1]$ . In this example, the compression ratio is  $3/8$ , and the number of parameters in the new embedding layer size is only 37.5% of the original one.

If the number of sub-vectors is large enough and none of the word vectors share sub-vectors, then the input embed-

dings will become equivalent to normal word embeddings.

We use stochastic gradient descent with backpropagation through time to train our compressed neural language model. During each iteration of the training process, all words that share the same sub-vectors with the current word will be affected. If we assume that the number of words that share sub-vectors is small, then only a small number of word embedding vectors will be affected.

### Compressing Output Embedding Layer

The output matrix can be compressed in a similar way. In the output layer, the context vector  $h$  is projected to a vector with the same size as the vocabulary, such that for each word  $w$ , we compute  $z_w = h^T e_w$ , which is then normalized by a softmax non-linearity:  $p(w) = \frac{\exp(z_w)}{\sum_{w' \in V} \exp(z_{w'})}$ . If we treat each  $e_w$  as a word embedding, we can then use a similar parameter sharing technique to the one used in the input layer, and let  $e_w = [a_{w1}, \dots, a_{wK}]$  where  $a_i$  are sub-vectors.

The structured shared parameters in the output layer make it possible to speed up the computation during both training and inference. Let  $S$  be  $K$  sets of sub-vectors,  $S_1, S_2, \dots, S_K$ , such that  $S_i \cap S_j = \emptyset, \forall i \neq j$ . The first sub-vector in each word's embedding will be selected from  $S_1$ , the second from  $S_2$ , and so on. If we also divide the context vector into  $K$  even parts  $h = [h_1, \dots, h_K]$ , then  $z_w = \sum_{i=1}^K h_i^T a_{wi}$ . We can see that  $h_i$  will only be multiplied by the sub-vectors in  $S_i$ . Because many words share the same sub-vectors, for each unique  $h_i a_{wi}$ , we just need to compute the partial dot product once. So in order to evaluate all  $z_w$ , we need two steps with dynamic programming:

1) We first compute all the unique  $h_i a_{wi}$  values. It is easy to see that the total number of unique dot product expressions will be the same as the total number of sub-vectors. The complexity of this step is  $O(\frac{MH}{K})$ , where  $M$  is the total number of sub-vectors. This step can be done with  $K$  dense matrix multiplications.

2) Each  $z_w$  is the sum of  $K$  partial dot products. Because the dot product results are already known from the first step, all we need to do is sum the  $K$  values for each word. The complexity of this step is  $O(VK)$ .

In summary, the complexity of evaluating the new softmax layer will be  $O(\frac{MH}{K} + VK)$ , instead of  $O(VH)$  for the original softmax layer. The inference algorithm is listed in Algorithm 1.

- 1 Divide the hidden vector  $h$  into  $K$  even parts;
- 2 Evaluate the partial dot products for each (hidden state sub-vector, embedding) pair and cache the results;
- 3 Sum the result for each word according to the sub-vector mapping table;

**Algorithm 1:** Inference Algorithm

### Connection to HashNet, LightRNN and Character Aware Language model

The most similar work to our method is the HashNet described in Chen et al. (2015). In HashNet, all elements in a

parameter matrix are mapped into a vector through a hash function. However in our approach, we randomly share sub-vectors instead of single elements. There are three advantages in our approach, 1) Our method is more cache friendly: since the elements of the sub-vectors are adjacent, it is very likely that they will be in the same cache line, thus it accesses the memory more efficiently than HashNet, where the first step of the output layer computation is  $K$  dense matrix multiplications. 2) Our method actually decreases the memory usage during training. When training HashNet on GPUs, the parameter mapping is usually cached, thus saving no space. With our method, it's possible to train models with 4096 hidden states on the BillionW dataset using one GPU, in which case the uncompressed output embedding is more than 12GB when each number uses 32 bits. 3) As shown in the previous section, it is possible to use dynamic programming to reduce the time complexity of the output layer with a simple modification. If the sub-vector's size is equal to 1 ( $K=H$ ), and the random shuffle is replaced with the hash function, then HashNet could be treated as a special case of our model.

Our approach differs from LightRNN (Li et al. 2016) in that our approach is able to control the compression ratio to any arbitrary value, while LightRNN can only compress at the rate of square or cube root of vocabulary size, which could be too harsh in practical applications.

The character-aware language model can be explained as a parameter sharing word-level language model, where each word shares the same character embedding vectors and a convolutional neural network (CNN). Conversely this model can also be explained as a simplified character-aware language model from Kim et al. (2016) and Jozefowicz et al. (2016). In the character-aware language model, each character in a word is first encoded as a character embedding, and then it uses a CNN to extract character n-gram features, and then these features are concatenated and fed through several layers of highway network to form the final word embedding. In this model, if we treat the sequence of sub-vector ids (virtual characters) as each word's representation, the word embedding then can be treated as concatenated unigram character feature vectors. The advantage of using the real character representation is that it can deal with out-of-vocabulary words nicely, but the cost is that the model is more complicated and to speed up inference, it needs to pre-compute the word embeddings for the words, so it couldn't stay in its compact form during inference. The model proposed here is much simpler, and easier to tune. And during inference, it uses much less space and can even decrease the complexity of inference. With the same space constraint, this will enable us to train language models with even larger number of hidden states.

### Experiments

We test our method of compressing the embedding layers on various publicly available standard language model data sets ranging from the smallest corpus, PTB (Marcus, Marcinkiewicz, and Santorini 1993), to the largest, Google's BillionW corpus (Chelba et al. 2013). 44M is the 44 million word subset of the English Gigaword corpus (Graff and

Table 1: Corpus Statistics

Dataset	#Token	Vocabulary Size
PTB	1M	10K
44M	44M	60K
WMT12	58M	35K
ACLW-Spanish	56M	152K
ACLW-French	57M	137K
ACLW-English	20M	60K
ACLW-Czech	17M	206K
ACLW-German	51M	339K
ACLW-Russian	25M	497K
BillionW	799M	793K

Cieri 2003) used in Tan et al. (2012). The description of the datasets is listed in Table 1.

The weights are initialized with uniform random values between -0.05 and 0.05. Mini-batch stochastic gradient descent (SGD) is used to train the models. For all the datasets except the 44M and BillionW corpora, all the non-recurrent layers except the word embedding layer to the LSTM layer use dropout. Adding dropout did not improve the results for 44M and BillionW, and so the no-dropout results are shown. We use Torch to implement the models, and the code is based on the code open sourced from Kim et al. (2016). The models are trained on a single GPU. In the experiments, the dimension of the embeddings is the same as the number of hidden states in the LSTM model. Perplexity (PPL) is used to evaluate the model performance. Perplexity over the test set with length of  $T$  is given by

$$\text{PPL} = \exp\left(-\frac{1}{T} \sum_{i=1}^T \log(p(w_i|w_{<i}))\right).$$

When counting the number of parameters, for convenience, we don't include the mapping table that maps each word to its sub-vector ids. In all the experiments, the mapping table is fixed before the training process. For particularly large values of  $K$ , the mapping table's size could be larger than the size of parameters in its embedding layer. It is possible to replace the mapping table with hash functions that are done in HashNet (Chen et al. 2015). We added end of sentence tokens to all the datasets with the exception of the experiments in table 4. Those experiments omit the end of sentence token for comparison with other baselines.

Similar to the work in Jozefowicz et al. (2016), compressing the output layers turns out to be more challenging. We first report the results when just compressing the input layer, and then report the results when both input layers and output layers are compressed. In the end, we do reranking experiments for machine translation and also compare the computation efficiency of these models.

### Experiments on Slim Embedding for Input Layer

For the input layer, we compare two cases. The first case is the one just using the original word embedding (NE), a second case is the one compressing the input embedding layer

Table 2: Test perplexities on PTB with 300 hidden nodes, K=10

Model	Dropout	PPL	Size
NE	0	89.54	1
NE	0.1	88.56	1
NE	0.2	88.33	1
NE	0.5	91.10	1
SE (M=20K)	0	89.34	20%
SE (M=20K)	0.1	<b>88.19</b>	20%
SE (M=10K)	0	89.06	10%
SE (M=10K)	0.1	88.37	10%
SE (M=6.25K)	0	89.00	6.25%
SE (M=5K)	0	89.54	5%

Table 3: Test perplexities on PTB with 650 hidden nodes, K=10

Model	Dropout	PPL	Size
NE	0	85.33	1
NE	0.1	82.59	1
NE	0.2	83.51	1
NE	0.5	82.91	1
SE (M=10K)	0	82.14	10%
SE (M=5K)	0	82.41	5%
SE (M=5K)	0.1	<b>81.14</b>	5%
SE (M=1K)	0	82.62	1%

with different ratio (SE). The first case is the uncompressed model that uses the same number of hidden states and uses the same full softmax layer and has much larger number of parameters. We first report the results on Penn Treebank (PTB) dataset. For PTB, the vocabulary size is 10K, and has 1 million words.

Tables 2 and 3 show the experimental results on the PTB corpus when using 300 and 650 hidden nodes respectively. In both tables, the column Dropout denotes the dropout probability that is used from the input embedding layer to the LSTM layer; all other non-recurrent layers use dropout probability of 0.5 in both NE and SE. Size is the number of parameters in the compressed input word embedding layer relative to the original input word embedding. The experiment on the input layer shows the compression of the input layer has almost no influence on the performance of the model. The SE model with 650 hidden states manages to keep the PPL performance almost unchanged even when the input layer just uses 1% of trainable parameters. And when the input layer is trained with dropout, it gives better results than the baseline.

Fig 2 and Fig 3 are the results on 44M giga world sub-corpus where 512 hidden nodes are used in the two layer LSTM model. Baseline denotes the result using the original LSTM model. Fig 2 shows the perplexity results on the test datasets, where we divide each word input embedding vector into eight sub-vectors ( $K = 8$ ), and vary the number of new embedding sub-vectors,  $M$ , thus varying the com-

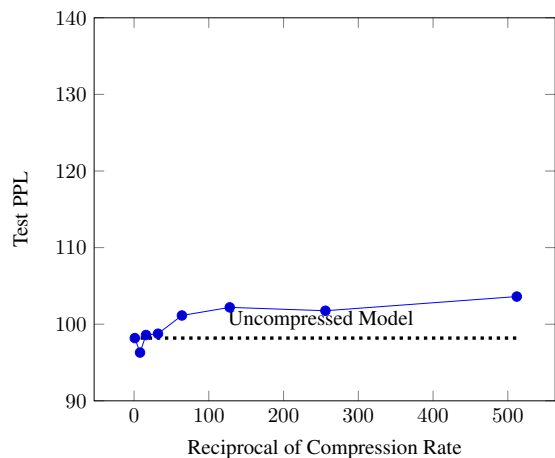


Figure 2: Test perplexities on 44M with 512 hidden nodes and each 512 dimensional input embedding vector is divided into eight parts. Only the input word embedding layer is compressed.

pressed model size, i.e., compression ratio, from 1 to 1/512.

We can see that the perplexity results remain almost the same and are quite robust and insensitive to the compression ratio: they decrease slightly to a minimum of 96.30 when the compression ratio is changing from 1 to 1/8, but increase slightly to 103.61 when the compression ratio reaches 1/512. Fig 3 shows the perplexity results where we divide each word input embedding vector into different numbers of sub-vectors from 1 to 512, and at the same time vary the number of sub-vectors,  $M$ , so as to keep the compression ratio constant, 1/8 in this case. We can see that the perplexity results remain almost the same, are quite robust and insensitive to the size of the sub-vector except in the case where each word contains only one sub-vector, i.e.  $K = 1$ . In this case, multiple words share identical input embeddings, which leads to worse perplexity results as we would expect. When the dimension of input embedding is the same as the number sub-vectors each embedding has ( $K = 512$ ), it can be seen as a HashNet model that uses a different hash function; the PPL is 95.73. When we use xxhash<sup>1</sup> to generate the mapping table which is used in HashNet, the PPL is 97.35.

### Experiments on Slim Embedding for Both Input and Output Layers

In this section we report experimental results when both input and output layers are compressed using our proposed approach.

Fig 4 and Fig 5 are the results on the 44M corpus where 512 hidden nodes are used in the two layers of the LSTM model. Uncompressed model denotes the result using the original LSTM model. Similarly Fig 4 shows the perplexity results where we divide each word input embedding vector into eight sub-vectors ( $K = 8$ ), and vary the number of sub-vectors,  $M$ , thus varying the compression ratio, from 1 to

<sup>1</sup><https://code.google.com/archive/p/xxhash/>

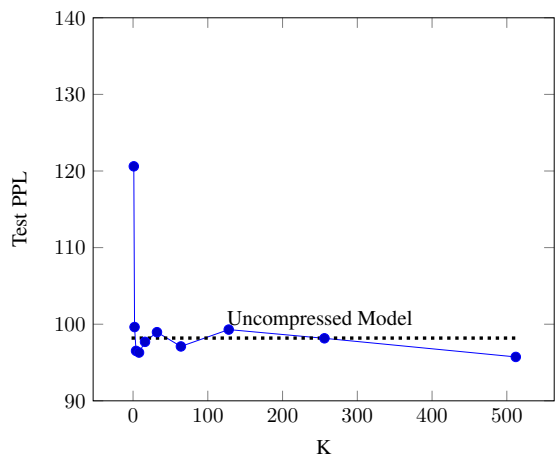


Figure 3: Test perplexities on 44M with 512 hidden nodes with 1/8 original Size. Only the input word embedding layer is compressed.

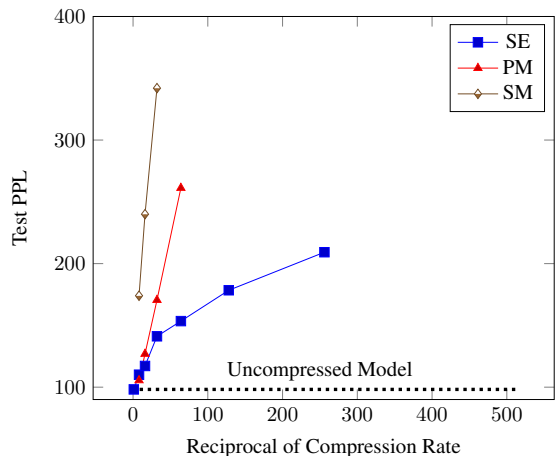


Figure 4: Test perplexities on 44M with 512 hidden nodes and each 512 dimensional vector divided into eight parts. Both input and output embedding layers are compressed.

1/256. In Fig 4, we also show two other baselines, 1) Regular LSTM model but using smaller number of hidden states (SM), 2) Regular LSTM model with an additional projection layer (PM): before the embedding is fed into LSTM layer, embedding vectors are first projected to size 512. Unlike the case when only the input embedding layer is compressed, we can see that the perplexity results become monotonically worse when the compression ratio is changed from 1 to 1/256. When the compression rate is large, SE's perplexity is lower.

Again similarly to the case of only compressing the input embedding layer, Figure 5 shows the perplexity results where we divide each word input embedding vector into different numbers of sub-vectors from 1 to 512, and at the same time vary the size of sub-vectors ( $M$ ), thus keeping the compressing ratio constant, 1/8 in this case. We can see that the perplexity results almost remain the same, reach a minimum

Table 4: PPL results in test set for various linguistic datasets on ACLW datasets. Note that all the SE models just use 300 hidden states. #P means the number of parameters.

Method	English/#P	Russian/#P	Spanish/#P	French/#P	Czech/#P	German/#P
HSM (Kim et al. 2016)	236/25M	353/200M	186/61M	202/56M	701/83M	347/137M
C-HSM (Kim et al. 2016)	216/20M	313/152M	169/48M	190/44M	578/64M	305/104M
LightRNN (Li et al. 2016)	191/17M	288/19M	157/18M	176/17M	558/18M	281/18M
SE	187/7M	274/19M	149/8M	162/12M	528/17M	261/17M

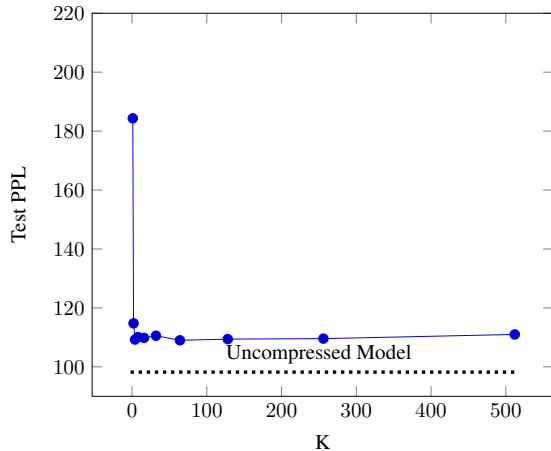


Figure 5: Test perplexities on 44M with 512 hidden nodes when embedding compressed to 1/8. The whole model size is less than 20% of the uncompressed model.

when  $K = 4$ , and are not sensitive to the size of the sub-vector except in the case where each word contains only one sub-vector. In that case, multiple words share identical input embeddings, which leads to expected bad perplexity results. When  $K = 512$ , the PPL is 111.0, and when using xxhash, the PPL is 110.4. The results are also very close to HashNet.

Good perplexity results on PTB corpus are reported when parameter tying is used at both input and output embedding layers (Press and Wolf 2017; Inan, Khosravi, and Socher 2016; Zilly et al. 2016). However we don’t observe further perplexity improvement when both parameter sharing and tying are used at both input and output embedding layers.

We next compare our model with LightRNN (Li et al. 2016), which also focuses on training very compact language models. We also report the best result we have got on the one billion word dataset. SE denotes the results using compressed input and output embedding layers. Table 4 shows the results of our model. Because these datasets have very different vocabulary sizes, we use different compression rates for the models in order to make the model smaller than LightRNN, yet still have better performance. In these experiments, we change to NCE training and tune the parameters with the Adagrad (Duchi, Hazan, and Singer 2011) algorithm. NCE helps reduce the memory usage during the training process and also speeds up the training process.

In the one billion word experiments, the total memory during training used on the GPU is about 7GB, and is smaller if a larger compression rate is used. We use a fixed

smoothed unigram distribution (unigram distribution raised to 0.75) as the noise distribution. Table 5 shows our results on the one billion word dataset. For the two layer model, the compression rate for the input layer is 1/32 and the output layer is 1/8, and the total number of parameters is 322 million. For the three layer model, the compression rates for the input and output layer are 1/32 and 1/16, and the total number of parameters is 254 million. Both experiments using NCE take about seven days of training on a GTX 1080 GPU. Jozefowicz et al. (2016) suggests importance sampling (IS) could perform better than the NCE model, so we ran the experiment using IS and we used 4000 noise samples for each mini-batch. The PPL decreased to 38.3 after training for 8 days. As far as we know, the 3 layer model is the most compact recurrent neural language model that has a perplexity below 40 on this dataset. The LSTM-2048-512 shown in Table 5 uses projection layers; it has many more parameters and also a higher PPL.

## Machine Translation Reranking Experiment

We want to see whether the compressed language model will affect the performance of machine translation reranking. In this experiment, we used the Moses toolkit (Koehn et al. 2007) to generate a 200-best list of candidate translations. Moses was configured to use the default features, with a 5-gram language model. Both the language and translation models were trained using the WMT12 data (Callison-Burch et al. 2012), with the Europarl v7 corpus for training, newstest2010 for validation, and newstest2011 for test, all lowercased. The scores used for reranking were linear combinations of the Moses features and the language models. ZMERT (Zaidan 2009) was used to determine the coefficients for the features.

We trained a two layer LSTM language model with 512 hidden states, and also a compressed language model that compresses the input layer to 1/8 and output layer to 1/4 using NCE. For the baseline, we rerank the n-best list using only the Moses feature scores, including a 5-gram model which has a perplexity of 251.7 over the test data, which yields a BLEU score of 25.69. When we add the normal LSTM language model, having a perplexity of 124 on test data, as another feature, the BLEU score changed to 26.11, and for the compressed language model, having a perplexity 134 on test data, the BLEU score changed to 26.25, which only has a small difference with the normal LSTM language model.

Table 5: Perplexity results for single models on BillionW. Bold number denotes results on a single GPU.

Model	Perplexity	#P[Billions]
Interpolated Kneser-Ney 5-gram (Chelba et al. 2013)	67.6	1.76
4-layer IRNN-512 (Le, Jaitly, and Hinton 2015)	69.4	
RNN-2048 + BlackOut sampling (Ji et al. 2015)	<b>68.3</b>	
RNN-1024 + MaxEnt 9-gram (Chelba et al. 2013)	51.3	20
LSTM-2048-512 (Grave et al. 2016)	43.7	0.83
LightRNN (Li et al. 2016)	<b>66.0</b>	0.041
LSTM-2048-512 (Jozefowicz et al. 2016)	43.7	0.83
2-layer LSTM-8192-1024 (Jozefowicz et al. 2016)	30.6	1.8
2-layer LSTM-8192-1024 + CNN inputs (Jozefowicz et al. 2016)	30.0	1.04
2-layer LSTM-8192-1024 + CNN inputs + CNN softmax (Jozefowicz et al. 2016)	39.8	0.29
LSTM-2048 Adaptive Softmax (Grave et al. 2016)	<b>43.9</b>	>0.29
2-layer LSTM-2048 Adaptive Softmax (Grave et al. 2016)	<b>39.8</b>	
GCNN-13 (Dauphin et al. 2016)	<b>38.1</b>	
MOE (Shazeer et al. 2017)	28.0	>4.37
SE (2-layer 2048 LSTM NCE)	<b>39.9</b>	0.32
SE (3-layer 2048 LSTM NCE)	<b>39.5</b>	0.25
SE (3-layer 2048 LSTM IS )	<b>38.3</b>	0.25

Table 6: Reranking Experiment

	Baseline	NE	SE
PPL	251.7	124.1	134.8
BLEU	25.69	26.11	26.25

## Computational Efficiency

In this section we compare the computational efficiency between the HashNet and SE models. We compare the time spent on the output layer for each minibatch on Google’s BillionW corpus during inference. Each minibatch contains 20 words and the number of hidden nodes in LSTM layer is 2048.

We report the time used on both CPU and GPU. Table 7 shows the inference time usage. All the computations use 32 bit floating point numbers. On CPU, HashNet is slower than the normal uncompressed model, mainly because of two reasons: 1) The uncompressed model uses optimized matrix multiplication subroutines, 2) The hash function used in HashNet is cheap, but it still has overhead compared with the uncompressed model. The SE model runs faster mainly because it uses matrix multiplication subroutines and has lower time complexity with the help of dynamic programming.

Table 7: Time Usage Comparison

Model	CPU(seconds)	GPU (milliseconds)
Uncompressed	2.7	38
HashNet	80.6	-
SE	0.7	25

On GPU, SE’s time usage is smaller than the uncompressed model when K is small. SE’s inference has two steps, the first step is K matrix multiplications, and the second step is summing up the partial dot products. In the benchmark, the implementation uses Torch. A more opti-

mized implementation is possible.

HashNet’s focus is mainly on reducing the space complexity. If we want to make it faster, we could just cache the full matrix from HashNet, whose speed is the same as the uncompressed model. There are many techniques that could be used to make the inference faster, such as using low-precision floating point calculations. Because the model stays in its compressed form, the memory usage of SE during inference is much lower than the baseline.

## Conclusion

In this paper, we introduced a space efficient structured parameter sharing method to compress word embedding layers. Even through the sub-vectors are randomly assigned and fixed during training, experiments on several datasets show good results. A better data-driven approach could pre-train an embedding matrix using Skipgram (Mikolov et al. 2013) to get an estimate of sub-vectors, then use a clustering method to assign the sub-vectors, and finally run the training algorithm proposed in this paper. Embedding layers have been used in many tasks of natural language processing, such as sequence to sequence models for neural machine translation and dialog systems. It would be useful to explore the results of using this technique in these models.

## Acknowledgments

Thanks a lot for the code and processed data from Kim et al. (2016), and also thanks the insightful comments and suggestions from anonymous reviewers. This research is supported in part by AFOSR under grant FA9550-10-1-0335, NSF under grant IIS:RI-small 1218863, DoD under grant FA2386-13-1-3023, and a Google research award. We would like to thank the Ohio Supercomputer Center for an allocation of computing time as well as NVIDIA Corporation for the donation of Tesla K40 GPUs to make this research possible.



## References

- Bengio, Y., and Senécal, J.-S. 2008. Adaptive importance sampling to accelerate training of a neural probabilistic language model. *IEEE Transactions on Neural Networks* 19(4):713–722.
- Bengio, Y.; Ducharme, R.; and Vincent, P. 2003. A neural probabilistic language model. *Journal of Machine Learning Research* 3:1137–1155.
- Callison-Burch, C.; Koehn, P.; Monz, C.; Post, M.; Soricut, R.; and Specia, L., eds. 2012. *WMT '12: Proceedings of the Seventh Workshop on Statistical Machine Translation*. Stroudsburg, PA, USA: Association for Computational Linguistics. <http://www.statmt.org/wmt12/translation-task.html>.
- Chelba, C.; Mikolov, T.; Schuster, M.; Ge, Q.; Brants, T.; Koehn, P.; and Robinson, T. 2013. One billion word benchmark for measuring progress in statistical language modeling. *arXiv preprint arXiv:1312.3005*.
- Chen, W.; Wilson, J.; Tyree, S.; Weinberger, K.; and Chen, Y. 2015. Compressing neural networks with the hashing trick. In *The 32nd International Conference on Machine Learning (ICML)*, 2285–2294.
- Chen, Y.; Mou, L.; Xu, Y.; Li, G.; and Jin, Z. 2016. Compressing neural language models by sparse word representations. *The 54th Annual Meeting of the Association for Computational Linguistics, (ACL)* 226–235.
- Dauphin, Y. N.; Fan, A.; Auli, M.; and Grangier, D. 2016. Language modeling with gated convolutional networks. *arXiv preprint arXiv:1612.08083*.
- Denil, M.; Shakibi, B.; Dinh, L.; de Freitas, N.; et al. 2013. Predicting parameters in deep learning. In *Advances in Neural Information Processing Systems*, 2148–2156.
- Duchi, J.; Hazan, E.; and Singer, Y. 2011. Adaptive subgradient methods for online learning and stochastic optimization. *Journal of Machine Learning Research* 12(Jul):2121–2159.
- Goodman, J. 2001. Classes for fast maximum entropy training. In *IEEE International Conference on Acoustics, Speech, and Signal Processing, (ICASSP)*, volume 1, 561–564. IEEE.
- Graff, D., and Cieri, C. 2003. English gigaword ldc2003t05. *Linguistic Data Consortium, Philadelphia*.
- Grave, E.; Joulin, A.; Cissé, M.; Grangier, D.; and Jégou, H. 2016. Efficient softmax approximation for gpus. *arXiv preprint arXiv:1609.04309*.
- Han, S.; Mao, H.; and Dally, W. J. 2016. Deep compression: Compressing deep neural networks with pruning, trained quantization and Huffman coding. *International Conference on Learning Representations*.
- Inan, H.; Khosravi, K.; and Socher, R. 2016. Tying word vectors and word classifiers: A loss framework for language modeling. *arXiv preprint arXiv:1611.01462*.
- Ji, S.; Vishwanathan, S.; Satish, N.; Anderson, M. J.; and Dubey, P. 2015. Blackout: Speeding up recurrent neural network language models with very large vocabularies. *arXiv preprint arXiv:1511.06909*.
- Jozefowicz, R.; Vinyals, O.; Schuster, M.; Shazeer, N.; and Wu, Y. 2016. Exploring the limits of language modeling. *arXiv preprint arXiv:1602.02410*.
- Kim, Y.; Jernite, Y.; Sontag, D.; and Rush, A. M. 2016. Character-aware neural language models. *The 30th AAAI Conference on Artificial Intelligence (AAAI)*.
- Koehn, P.; Hoang, H.; Birch, A.; Callison-Burch, C.; Federico, M.; Bertoldi, N.; Cowan, B.; Shen, W.; Moran, C.; Zens, R.; et al. 2007. Moses: Open source toolkit for statistical machine translation. In *Proceedings of the 45th annual meeting of the ACL on interactive poster and demonstration sessions*, 177–180. Association for Computational Linguistics.
- Le, Q. V.; Jaitly, N.; and Hinton, G. E. 2015. A simple way to initialize recurrent networks of rectified linear units. *arXiv preprint arXiv:1504.00941*.
- Li, X.; Qin, T.; Yang, J.; Hu, X.; and Liu, T. 2016. LightRNN: Memory and computation-efficient recurrent neural networks. In *Advances In Neural Information Processing Systems*, 4385–4393.
- Ling, W.; Luís, T.; Marujo, L.; Astudillo, R. F.; Amir, S.; Dyer, C.; Black, A. W.; and Trancoso, I. 2015. Finding function in form: Compositional character models for open vocabulary word representation. *arXiv preprint arXiv:1508.02096*.
- Marcus, M. P.; Marcinkiewicz, M. A.; and Santorini, B. 1993. Building a large annotated corpus of English: The Penn Treebank. *Computational Linguistics* 19(2):313–330.
- Mikolov, T.; Kombrink, S.; Burget, L.; Černocký, J.; and Khudanpur, S. 2011. Extensions of recurrent neural network language model. In *2011 IEEE International Conference on Acoustics, Speech and Signal Processing (ICASSP)*, 5528–5531. IEEE.
- Mikolov, T.; Sutskever, I.; Chen, K.; Corrado, G. S.; and Dean, J. 2013. Distributed representations of words and phrases and their compositionality. In Burges, C. J. C.; Bottou, L.; Welling, M.; Ghahramani, Z.; and Weinberger, K. Q., eds., *Advances in Neural Information Processing Systems 26*. Curran Associates, Inc. 3111–3119.
- Mnih, A., and Teh, Y. W. 2012. A fast and simple algorithm for training neural probabilistic language models. In *The 29th International Conference on Machine Learning (ICML)*, 1751–1758.
- Press, O., and Wolf, L. 2017. Using the output embedding to improve language models. In *Proceedings of the 15th Conference of the European Chapter of the Association for Computational Linguistics: Volume 2, Short Papers*, 157–163. Association for Computational Linguistics.
- Shazeer, N.; Mirhoseini, A.; Maziarz, K.; Davis, A.; Le, Q.; Hinton, G.; and Dean, J. 2017. Outrageously large neural networks: The sparsely-gated mixture-of-experts layer. *arXiv preprint arXiv:1701.06538*.
- Suzuki, J., and Nagata, M. 2016. Learning compact neural word embeddings by parameter space sharing. In Kambhampati, S., ed., *The Twenty-Fifth International Joint Con-*



*ference on Artificial Intelligence, (IJCAI)*, 2046–2052. IJ-CAI/AAAI Press.

Tan, M.; Zhou, W.; Zheng, L.; and Wang, S. 2012. A scalable distributed syntactic, semantic, and lexical language model. *Computational Linguistics* 38(3):631–671.

Zaidan, O. F. 2009. Z-MERT: A fully configurable open source tool for minimum error rate training of machine translation systems. *The Prague Bulletin of Mathematical Linguistics* 91:79–88.

Zaremba, W.; Sutskever, I.; and Vinyals, O. 2014. Recurrent neural network regularization. *arXiv preprint arXiv:1409.2329*.

Zilly, J.; Srivastava, R.; Koutnk, J.; and Schmidhuber, J. 2016. Recurrent highway networks. *arXiv preprint arXiv:1607.03474*.