

PRoPyLA: Privacy Preserving Long-Term Secure Storage

Matthias Geihs, Nikolaos Karvelas, Stefan Katzenbeisser, and Johannes Buchmann

Darmstadt University of Technology*

Abstract. An increasing amount of information today is generated, exchanged, and stored electronically. This includes sensitive information such as health records or governmental documents whose integrity and confidentiality must be protected over decades or even centuries.

Commonly used cryptographic schemes, however, are not designed to provide protection over such long time periods. They are vulnerable to attacks by powerful computational technology potentially available in the future (e.g., quantum computers). Recently, Braun et al. (AsiaCCS'17) proposed the first storage architecture that combines long-term integrity and long-term confidentiality protection. However, their architecture does not consider information leakage due to the access pattern to the storage servers.

We resolve this issue by presenting the first long-term secure storage architecture that does not leak any information through the access patterns, even in the long-term. We achieve this by extending the storage architecture of Braun et al. and combining it with an information-theoretically secure oblivious random access machine. We also evaluate our construction and show that its performance is very practical.

1 Introduction

Today, huge amounts of data are generated, exchanged, and stored in cloud-based data centers and these amounts will further grow in the future. Much of this data (e.g., electronic health records) contains sensitive information and requires protection by adequate protection mechanisms. Moreover, protection of such sensitive information is often required for long time periods (e.g., several decades).

1.1 Motivation and Problem Statement

Important protection goals are *integrity* and *confidentiality*. Integrity means that illegitimate and accidental changes of data can be discovered. Confidentiality means that only authorized parties can access the data.

* This work has been co-funded by the DFG as part of projects S5 and S6 within the CRC 1119 CROSSING.

Digital signature schemes (e.g., RSA [18]) are commonly used for integrity protection and encryption schemes (e.g., AES [16]) are commonly used for confidentiality protection of digital information. However, the most commonly used schemes are only secure under certain computational assumptions, for example, that it is infeasible to compute the prime factors of a very large integer. However, as computers are becoming more powerful over time, computational assumptions made today are likely to break at some point in the future. Thus, *computationally secure* cryptographic schemes (i.e., schemes based on a computational assumption) are typically unsuitable for achieving long-term protection.

With regards to long-term protection of digital information, the following techniques have been established over last two decades. For achieving long-term integrity protection, Bayer et al. proposed to use time-stamping in order prolong the validity of a digital signature valid for a data object [1]. Their idea was to timestamp the data object together with its signature at a time when the corresponding signature scheme is considered secure. As long as the timestamp scheme is secure, the timestamp proves that the message-signature-pair is genuine, because at that time signatures could not be forged. For an overview of solutions providing long-term integrity protection based on this idea we refer to the survey of Vigil et al. [23].

Unfortunately, confidentiality protection cannot be prolonged in the same style as integrity protection can be prolonged. This is because once an attacker sees a ciphertext, we cannot make him forget afterwards. Thus, if the ciphertext was generated using a computationally secure encryption scheme, the attacker can run a brute force attack which will be successful eventually. The only known solution to long-term confidentiality protection is *information-theoretically secure* protection. Information-theoretically secure schemes are not based on computational assumptions and therefore they are secure even against attackers with unlimited computational power. For an overview of information-theoretically secure solutions for long-term confidentiality protection we refer to the survey of Braun et al. [4].

Recently, Braun et al. proposed LINCOS, a storage architecture that combines long-term integrity and long-term confidentiality protection [3]. In their paper, they describe how to store and protect a single data object. Even though their architecture can be modified so to allow for protecting multiple data objects, such a modification introduces a new source of potential information leakage: by observing which parts of the data are accessed more frequently than others, the storage service may infer sensitive information about the user. For example, if a patient frequently accesses the blood pressure information contained in its health record, then the storage service can deduce that the patient has a problem with its blood pressure condition. To protect privacy it is therefore important to guarantee that the access pattern to the database do not leak any information to the storage service.

1.2 Contribution

In this paper, we propose PROPYLEA, a long-term secure storage architecture that provides long-term integrity, long-term confidentiality, and long-term access pattern hiding.

PROPYLEA builds on the basis of the long-term secure storage system LINCOS [3]. Our first contribution is to extend LINCOS so that multiple data objects can be stored and protected individually. This is essentially realized by applying the operations of LINCOS to each data object separately. Our second contribution is to do this in a way such that the access pattern remains hidden from the storage service. We realize this using an information theoretically secure oblivious RAM [10]. Here, the challenge is to combine the different components without breaking their functionality or security. We show that our new architecture PROPYLEA satisfies the security definitions of long-term confidentiality, long-term integrity, and long-term access pattern hiding. We also discuss an instantiation PROPYLEA and analyze its performance. Our performance analysis shows that practical performance is achieved for protecting 10 000 data objects over a time period of 100 years.

1.3 Organization

The paper is organized as follows. In Section 2 we describe building blocks that we use for the construction of PROPYLEA. Then, in Section 3, we describe the construction and in Section 4 we analyze its security. Finally, in Section 5 we give an instantiation of PROPYLEA and a performance analysis. We draw conclusions in Section 6.

2 Building Blocks

2.1 Time-Stamping

Time-stamping as proposed by Haber and Stornetta [12] allows a timestamp service to generate a timestamp ts for a data object dat received from a client. Later a verifier given (dat, ts) can verify that dat existed at time t by checking that $\text{VerTs}_{\text{TA}}(\text{dat}, \text{ts}) = 1$, where TA is a trust anchor that contains the public key certificate of the timestamp service. A timestamp scheme is secure if it is infeasible for an adversary to generate a timestamp ts and a data object dat such that ts is valid for dat and dat did not exist at time $\text{ts}.t$. This security notion is formalized in [8,7,6].

2.2 Commitments

A commitment scheme is the digital analog of a sealed envelope and allows to commit to a message m without revealing it. A commitment scheme consists of an algorithm **Setup**, for generating parameters, **Commit**, that on input a data object dat generates a commitment c and a decommitment d , and an algorithm

VerCom that on input a data object dat , a commitment c , and a decommitment d , checks whether d is a valid decommitment from commitment c to data object dat . A commitment scheme is secure if it is hiding and binding. Hiding means that a commitment does not reveal anything about the message and binding means that a committer cannot decommit to a different message. Here, we are interested in information theoretically hiding and computationally binding commitments. For a more formal description of commitment schemes we refer to [11].

2.3 Proactive Secret Sharing

A proactive secret sharing scheme [13] allows to share a secret among a set of share holders without revealing anything about the secret to individual shareholders. It is defined by algorithms **Share**, **Reconstruct**, and **Reshare**. Algorithm **Share**, on input of a message m , a number of shareholders n , and a threshold number t , generates a set of secret shares s_1, \dots, s_n which are then distributed to the shareholders. Here, t is the number of shares required to reconstruct the secret. Algorithm **Reconstruct**, on input of a set of secret shares $s_1, \dots, s_{n'}$, with $n' > t$, reconstructs the secret message m . Protocol **Reshare** is run between the shareholders and refreshes the shares so that old shares cannot be combined with new shares. This prevents an attacker from gradually breaking into the shareholders and recovering one share after another. A secret sharing scheme is secure if $t - 1$ shares do not reveal any information about the secret m .

2.4 Oblivious RAM

An oblivious random access machine (ORAM) [10] allows a client to access remotely stored data in a way that the storage server does not learn anything from the access pattern. Here, we assume that the client's data consists of N blocks of equal size and each block is associated with a unique identifier $\text{id} \in [1, \dots, N]$. The server usually holds a database of size $M > N$ blocks, where each block in the server database is identified by a location $i \in [1, \dots, M]$. An ORAM provides a stateful algorithm **GenAP** that for a given block identifier $\text{id} \in [1, \dots, N]$, generates a location map **Loc** and an access pattern $\text{AP} = [(i_1, j_1), \dots, (i_n, j_n)]$ for accessing block id . Here, each element (i, j) of the access pattern describes a read-write operation to the server database, where location i is the read location and location j is the write location. The location map **Loc**, on input a location i , returns the associated logical block identifier $\text{id} = \text{Loc}(i)$.

An ORAM functions correctly if in an access a client finds the block that intended block with high probability. For security it is required that access patterns do not leak any information to the database server. This is formalized in the following definition.

Definition 1 (ORAM Security). *An oblivious RAM ORAM is information theoretically secure if for any adversary \mathcal{A} ,*

$$\Pr[\mathbf{Exp}_{\text{ORAM}}^{\text{APH}}(\mathcal{A}) = 1] = \frac{1}{2}.$$

Algorithm 1: The ORAM access pattern hiding experiment $\text{Exp}_{\text{ORAM}}^{\text{APH}}(\mathcal{A})$.

```

 $(\text{id}_1, \text{id}_2) \leftarrow \mathcal{A}^{\text{Client}}();$ 
 $b \xleftarrow{\$} \{1, 2\};$ 
 $\text{AP} \leftarrow \text{Client}(\text{id}_b);$ 
 $b' \leftarrow \mathcal{A}^{\text{Client}}(\text{AP});$ 
if  $b=b'$  then
|   return 1;
else
|   return 0;

```

oracle $\text{Client}(\text{id}):$ $(\text{Loc}, \text{AP}) \leftarrow \text{ORAM.GenAP}(\text{id});$ return $\text{AP};$

2.5 LINCOS: Long-Term Secure Storage

Braun et al. recently proposed a long-term secure storage system, LINCOS, that provides long-term confidentiality and long-term integrity protection [3]. In the following we briefly describe its functionality.

LINCOS uses the following components. The Client, \mathcal{C} , wants to securely store his data. The Confidentiality System, \mathcal{CS} , is responsible for storing the confidential data. The Integrity System, \mathcal{IS} , is responsible for maintaining evidence for protecting the integrity of the stored data. The Confidentiality System is based on secret sharing to protect the confidentiality of the data and consists of a set of Shareholders $\{\mathcal{SH}_1, \mathcal{SH}_2, \dots\}$. The Integrity System consists of the Evidence Service, \mathcal{ES} , who maintains and stores evidence for the integrity protection, and the Timestamp Service, \mathcal{TS} , which is a trusted service issuing timestamps used for integrity protection. Computationally secure authenticated channels secure the communication in the Integrity System and information theoretically secure private channels secure the communication in the Confidentiality System. For more details on LINCOS we refer to the original paper [3].

3 PROPYLA: Long-Term Secure Storage with Access Pattern Hiding

In this section, we describe our new long-term secure storage architecture PROPYLA that provides long-term integrity, long-term confidentiality, and long-term access pattern hiding.

3.1 Overview

PROPYLA builds on the basis of the long-term secure storage system LINCOS (cf. Section 2.5) and uses the same components, i.e., a Client, an Integrity System, and a Confidentiality System (Figure 1). The Client stores data consisting of N blocks of equal length $[\text{dat}_1 \parallel \text{dat}_2 \parallel \dots \parallel \text{dat}_N]$ and uses an ORAM for accessing the data blocks at the Shareholders. Long-term integrity of the stored data is

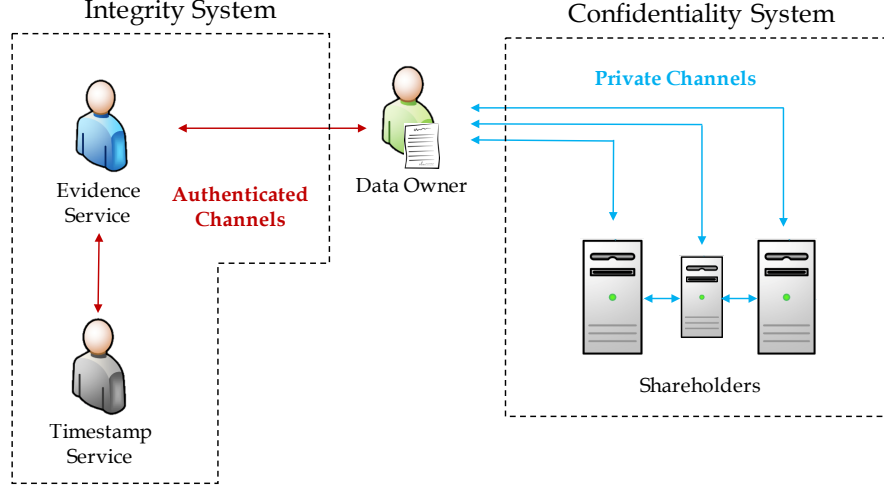


Fig. 1. Overview of the components used by PROPYLEA.

ensured by maintaining an evidence block E_i for every stored data block i . Such an evidence block E_i has the form

$$E_i = [(\text{act}_{i,1}, c_{i,1}, d_{i,1}, \text{ts}_{i,1}), (\text{act}_{i,2}, c_{i,2}, d_{i,2}, \text{ts}_{i,2}), \dots]$$

and describes which operations have been performed on the corresponding data block so far. In particular, it contains timestamps and commitments generated during these operations. Here, $\text{act}_{i,j}$ describes the type of action performed, $c_{i,j}$, $d_{i,j}$, and $\text{ts}_{i,j}$ are the corresponding commitment, decommitment, and timestamp that have been generated.

Notation. We use the following notation in the description of the protocols of PROPYLEA. By $\mathcal{TS}.\text{Stamp}(x)$ we mean a timestamp is requested for x . By $\mathcal{ES}.\text{Read}(i)$ we mean that the Client reads the block at location i from the Evidence Service and $\mathcal{ES}.\text{Write}(i, \text{dat})$ means that the Client writes dat to location i . Likewise, we use $\mathcal{SH}.\text{Read}(i)$ to denote that the Client retrieves the shares corresponding to location i from the Shareholders and $\mathcal{SH}.\text{Write}(i, \text{dat})$ to denote that the Client creates shares for dat and stores them at the Shareholders at location i . We use the following notation for lists. By $[]$ we denote an empty list. For a list $E = [x_1, \dots, x_n]$, by $E[i:]$ we denote the sublist $[x_i, \dots, x_n]$ and by $E[-1]$ we denote the last element x_n .

3.2 Protocols

We now describe the protocols and algorithms used in PROPYLEA.

Initialization. At initialization, the Shareholders and the Evidence Service allocate space for holding databases with M blocks, where M is determined by the chosen ORAM `ORAM`. The Evidence Service initializes its block with empty evidence lists and the Shareholders initialize their databases with empty data blocks and empty evidence lists (i.e., $E_{\mathcal{ES},i} = []$, $\text{dat}_i = \perp$, and $E_i = []$, for $i \in \{1, \dots, M\}$).

Read and Write. The Client reads and writes data blocks using algorithm `Access` (see Algorithm 2), as follows. The algorithm gets as input an operation type identifier `op`, a block identifier `id`, and optionally data to be written `dat'`. It then generates an access pattern, $(\text{Loc}, \text{AP}) \leftarrow \text{ORAM.GenAP}(\text{id})$, and does the following for each element $(i_k, j_k) \in \text{AP}$: It retrieves evidence block $E_{\mathcal{ES},i_k}$ from the Evidence Service and data block `dat` _{i_k} and evidence block E_{i_k} from the Shareholders. If `op` = ‘OpWrite’, then a new commitment (c, d) to the data `dat'` is generated, and the corresponding evidence block E_{i_k} is reset to $E_{i_k} = [(\text{'Write'}, c, d, \perp)]$, where \perp is a placeholder for the timestamp that will be retrieved by the Evidence Service later. If `op` = ‘OpRead’, then data `dat` _{$\text{Loc}(\text{id})$} with $\text{Loc}(\text{id}) = i_k$ is cached and returned when the access algorithm finishes. Furthermore, the evidence $E_{\mathcal{ES},i_k}$ from the evidence service is moved to the shareholder evidence block E_{i_k} .

Finally, the Client refreshes the commitment c . This is necessary so that the Evidence Service cannot track how the Client rearranged the blocks when using the ORAM. The refreshed commitment value is sent to the Evidence Service assigned with new location j_k . Furthermore, new secret shares of data `dat` and shareholder evidence E are generated and distributed to the Shareholders, also to be stored at new location j_k . As the secret shares are newly generated, they do not correlate with the old shares and cannot be traced either.

When the Evidence Service receives a commitment c assigned with a location i , it performs algorithm `ES.Write`(i, c) (Algorithm 3), as follows. It first obtains a timestamp `ts` for c , and then sets evidence block E_i to $E_i = [(\perp, c, \perp, \text{ts})]$. Here, the \perp symbols are placeholders for the operation type and the decommitment value. They will be filled later by the Client when the evidence block is moved to the Shareholders.

Renew Timestamps. If the security of the currently used timestamp scheme is threatened, the Evidence Service renews the timestamps as follows (Algorithm 4). It picks a new timestamp scheme, and for each evidence block

$$E_{\mathcal{ES},i} = [(\text{act}_1, c_1, d_1, \text{ts}_1), \dots, (\text{act}_j, c_j, d_j, \text{ts}_j)] ,$$

$i \in [1, \dots, M]$, it first creates a commitment (c', d') to the last commitment c_j , then requests a timestamp `ts` for c' , and finally adds $(\text{'ReTs'}, c', d', \text{ts})$ to $E_{\mathcal{ES},i}$.

Renew Commitments. If the security of the currently used commitment scheme is threatened, the Client renews the commitments as follows (Algorithm 5). It picks a new commitment scheme, and for each block $i \in [1, \dots, M]$,

Algorithm 2: Access(op, id, dat'), run by the Client.

```

(Loc, [(i1, j1), ..., (in, jn)]) ← ORAM.GenAP(id);
for k = 1, ..., n do
    EES ← ES.Read(ik); (dat, E) ← SH.Read(ik);           // retrieve data
    if op = 'OpWrite' and ik = Loc(id) then
        | (c, d) ← Commit(dat'); E = [('Write', c, d, ⊥)];    // write block
    else if op = 'OpRead' and ik = Loc(id) then
        | dat'' ← dat;                                       // read block
    if op ≠ 'OpWrite' or ik ≠ Loc(id) then
        // move evidence from ES to SH
        E[-1].ts ← EES[1].ts;
        if EES[-1].act = 'ReTs' then
            | E += EES[2 :];
        (c, d) ← Commit(D[-1].c || D[-1].ts);                // refresh commitments
        if E[-1].act = 'Read' then
            | E[-1].c ← c; E[-1].d ← d;
        else
            | E += [('Read', c, d, ⊥)];
    ES.Write(jk, E[-1].c); SH.Write(jk, (dat, E));        // store data
return dat'';

```

Algorithm 3: ES.Write(i, c), run by the Evidence Service.

```

ts ← TS.Stamp(c);
Ei ← [(⊥, c, ⊥, ts)];

```

Algorithm 4: RenewTs(), run by the Evidence Service.

```

Assert that Timestamp Service uses new timestamp scheme;
for i = 1 to M do
    (ci, di) ← Commit(Ei[-1].c || Ei[-1].ts);
    tsi ← TS.Stamp(ci);
    Ei += [('ReTs', ci, di, tsi)];

```

it does the following. First, it retrieves evidence block $E_{\mathcal{ES},i}$ from the Evidence Service and data block dat_i and evidence block E_i from the Shareholders. It then adds the new evidence from the evidence block to the evidence at the Shareholders. Afterwards, it creates a new commitment (c_i, d_i) to the secret data dat_i and the evidence E_i . It adds $(\text{'ReCom'}, c_i, d_i, \perp)$ to E_i . Finally, it sends c_i to the Evidence Service and distributes dat_i and E_i to the Shareholders.

Algorithm 5: RenewCom(), run by the Client.

```

for  $i = 1, \dots, M$  do
     $E_{\mathcal{ES}} \leftarrow \mathcal{ES}.\text{Read}(i)$ ;  $(\text{dat}, E) \leftarrow \mathcal{SH}.\text{Read}(i)$ ;           // retrieve data
    // move evidence from ES to SH
     $E[-1].\text{ts} \leftarrow E_{\mathcal{ES}}[1].\text{ts}$ ;
    if  $E_{\mathcal{ES}}[-1].\text{act} = \text{'ReTs'}$  then
         $E \mathrel{+}= E_{\mathcal{ES}}[2 : ]$ ;
    Choose new commitment scheme for Commit;
     $(c, d) \leftarrow \text{Commit}(\text{dat} \| D)$ ;
     $E \mathrel{+}= [(\text{'ReCom'}, c, d, \perp)]$ ;
     $\mathcal{ES}.\text{Write}(i, E[-1].c)$ ;
     $\mathcal{SH}.\text{Write}(i, (\text{dat}, E))$ ;           // store data

```

Share Renewal. In regular time intervals the Shareholders renew the stored shares to protect against a mobile adversary (Section 2.3) by running the re-sharing protocol of the employed secret sharing scheme.

Verification. The verification algorithm (Algorithm 6) on input of data dat , time t , evidence E , and a trust anchor TA, checks whether E proves the existence of dat at time t . The algorithm checks that the evidence is constructed correctly and that the timestamps and the commitments were valid when they have been renewed.

4 Security Analysis of PROPYLEA

In this section we analyze the security of PROPYLEA. Our security model requires a model of real time which is used for expressing the scheduling of protection renewal events in our security experiments and for expressing computational bounds on the adversary with respect to real time. We first describe our model of real time. Then, we show that PROPYLEA provides long-term access pattern hiding, long-term confidentiality, and long-term integrity.

Algorithm 6: $\text{VerInt}_{\text{TA}}(\text{dat}, t, E)$, run by any verifier.

```

/* verifies that dat existed at time t */
Let  $E = [(\text{act}_1, c_1, d_1, \text{ts}_1), \dots, (\text{act}_n, c_n, d_n, \text{ts}_n)]$ ;
Set  $t_{n+1} := \text{GetTime}()$ ;
For  $i \in [n]$ , set  $E_i := [(\text{act}_1, c_1, d_1, \text{ts}_1), \dots, (\text{act}_i, c_i, d_i, \text{ts}_i)]$ ;
For  $i \in [n]$ , set  $t_i := \text{ts}_i.t$ ;
For  $i \in [n]$ , set  $t_{\text{NextReCom}(i)} := \min(\{t_j \mid \text{act}_j = \text{'ReCom'} \wedge j > i\} \cup \{t_{n+1}\})$ ;
for  $i = n$  to 1 do
    Assert  $\text{VerTs}_{\text{TA}}(c_i, \text{ts}_i; t_{i+1}) = 1$ ;
    if  $\text{act}_i = \text{'Write'}$  and  $i = 1$  then
        | Assert  $\text{VerCom}_{\text{TA}}(\text{dat}, c_1, d_1; t_{\text{NextReCom}(1)}) = 1$ ;
    else if  $\text{act}_i = \text{'Read'}$  or  $\text{act}_i = \text{'ReTs'}$  then
        | Assert  $\text{VerCom}_{\text{TA}}(c_{i-1} \parallel \text{ts}_{i-1}, c_i, d_i; t_{\text{NextReCom}(i)}) = 1$ ;
    else if  $\text{act}_i = \text{'ReCom'}$  then
        | Assert  $\text{VerCom}_{\text{TA}}(\text{dat} \parallel E_{i-1}, c_i, d_i; t_{\text{NextReCom}(i)}) = 1$ ;
    else
        | Fail;
Assert  $\text{ts}_1.t = t$ ;

```

4.1 Model of Time

For modeling the security of PROPYLEA, we want to be able to express that certain events (e.g., renewal of timestamps) are performed according to a timed schedule. Concretely, in the security analysis of PROPYLEA, we consider a *renewal schedule* \mathcal{S} that describes at which times and using which schemes the timestamp and commitment renewals are performed. Additionally, our model should allow capturing that an adversary becomes computationally more powerful over time.

We model real time as proposed in [9], i.e., we use a global clock that advances whenever the adversary performs work. Formally, in a security experiment with an adversary \mathcal{A} , we assume a global clock Clock with a local state time determining the current time in the experiment. The adversary \mathcal{A} is given the ability to advance time by calling $\text{Clock}(t)$, i.e., at $\text{time} = t$, it may call $\text{Clock}(t')$ and set the time to $\text{time} = t'$, for any t' with $t' > t$. When this happens, any action scheduled between times t and t' is performed and afterwards the control is given back to the adversary. We remark that the adversary also uses up his computational power when it advances time. This is due to the fact that it may only perform a bounded number of operations per time interval.

4.2 Long-Term Access Pattern Hiding

In the following we prove that PROPYLEA achieves information theoretically secure access pattern hiding against the Evidence Service and the Shareholders.

Formally, Access-Pattern-Hiding (APH) Security for PROPYLEA is defined via game $\text{Exp}_{\text{PROPYLEA}}^{\text{APH}}$ (Algorithm 7), where an adversary, \mathcal{A} , instructs a Client

of the storage system PROPYLEA to read and write database blocks at logical addresses chosen by the adversary. During these data accesses, \mathcal{A} observes the data that is transferred between the Client and the Evidence Service and a subset of less than t Shareholders. At some point in time, \mathcal{A} gives two different access instructions to the Client. The Client picks one of them at random and executes it. The goal of the adversary \mathcal{A} is to infer from the observed data stream which of the access instructions has been executed by the Client.

For PROPYLEA to be information theoretically secure access pattern hiding, it must hold that for any timestamp and commitment renewal schedule \mathcal{S} , a computationally unbounded adversary is not able to infer with probability other than $\frac{1}{2}$ which access instruction was made.

Definition 2 (APH-Security of PROPYLEA). PROPYLEA is information theoretically APH-secure if for any renewal schedule \mathcal{S} and any adversary \mathcal{A} :

$$\Pr \left[\mathbf{Exp}_{\text{PROPYLEA}}^{\text{APH}}(\mathcal{S}, \mathcal{A}) = 1 \right] = \frac{1}{2}.$$

Algorithm 7: The access pattern hiding experiment for PROPYLEA, $\mathbf{Exp}_{\text{PROPYLEA}}^{\text{APH}}(\mathcal{S}, \mathcal{A})$.

```

((op1, id1, dat1), (op2, id2, dat2)) ←  $\mathcal{A}^{\text{Clock, Client}}()$ ;
 $b \xleftarrow{\$} \{1, 2\}$ ;
VIEW ← Client(opb, idb, datb);
 $b' \leftarrow \mathcal{A}^{\text{Clock, Client}}(\text{VIEW})$ ;
if  $b = b'$  then
|   return 1;
else
|   return 0;

```

```

oracle Clock( $t$ ):
if  $t > \text{time}$  then
|   Perform all renewals scheduled
|   in  $\mathcal{S}$  between time and  $t$ ;
|   time ←  $t$ ;

```

```

oracle Client(op, id, dat):
PROPYLEA.Access(op, id, dat);
Let VIEW denote the data received by
the evidence service and a subset of less
than  $t$  shareholders during the execu-
tion of PROPYLEA.Access;
return VIEW;

```

The following theorem states that PROPYLEA is information theoretically APH-secure if the used ORAM is information theoretically secure.

Theorem 1. *If PROPYLEA is instantiated using an information theoretically secure ORAM, information theoretically hiding commitment schemes, and information theoretically secure secret sharing, then it provides information theoretic APH-security.*

Proof. We observe that the queries made by Client and observed by the adversary are either of the form (i, c) , when the Client sends database location i and commitment c to the Evidence Service, or of the form (i, s_j) , when the Client sends database location i and a share s_j to the shareholder s_j .

We observe, because information theoretically secure ORAM is used, there is no statistical correlation between the challenge block identifiers id_1 and id_2 given by the adversary, and the database locations i . Furthermore, there is no statistical correlation between the database locations i and the commitments c or the secret shares s_j , as information theoretically hiding commitments and information theoretically secure secret sharing is used and both, the shares and the commitments, are renewed on every access.

As there is no statistical correlation between these values, even a computational unbounded adversary cannot infer by observing the data stream which of challenges was executed.

4.3 Long-Term Confidentiality

Next, we show that PROPyla provides long-term confidentiality. Concretely, we show that if less than t Shareholders collude, neither the Evidence Service, nor the Shareholders learn anything about the stored data.

Theorem 2. *Propyla achieves information theoretically secure confidentiality protection, that is, neither the Evidence Service, nor the Shareholders learn anything about the content of the stored data.*

Proof. The Evidence Service does not learn anything about the data because it receives information theoretically hiding commitments to the data. The Shareholders do not learn anything about the data because they receive secret shares created using an information theoretically secure secret sharing scheme. An adversary who taps the network channels will also not learn anything because information theoretically secure private channels are used to protect the confidentiality of the data when sent over the network channels.

4.4 Long-Term Integrity

Next, we show that PROPyla provides long-term integrity protection. Here we consider an adversary that may be running for a very long time but who can only perform a limited amount of computations per unit of time. The goal of the adversary is to forge evidence for a data object so that it can prove that a data object existed even if it did not. We say Propyla achieves long-term integrity protection if an adversary \mathcal{A} who is computationally bounded per unit of time fails with high probability to produce valid evidence E for a data object dat and time t , if dat did not exist at t .

We remark that when we say that a data object dat existed at time t , we mean that the adversary \mathcal{A} “knew” dat at time t . What it means for an adversary to know something is formalized, for example, in [7]. Using the results of previous works, we here provide a less technical security analysis of PROPyla.

We use the following notation in our security analysis. For any data object \mathbf{dat} and time t , we write $\mathbf{dat} \in \mathcal{K}[t]$ to denote that \mathcal{A} knew \mathbf{dat} at time t . We remark that for any $t' > t$, $\mathbf{dat} \in \mathcal{K}[t]$ implies $\mathbf{dat} \in \mathcal{K}[t']$. Whenever we use a trust anchor \mathbf{TA} for verification, we assume that \mathbf{TA} is provided by a trusted source and includes the all the information necessary to verify the corresponding timestamps and commitments.

We first provide two lemmas that will be useful for proving long-term integrity protection of PROPyla. These lemmas resemble results of [9,5] and we do not provide a formal security proof here. The first lemma states that if timestamp \mathbf{ts} and a message m are known at time t and \mathbf{ts} is valid for m , then m was already known at time $\mathbf{ts}.t$. The second lemma states that if a commitment value is known at time t , and a message m and a valid decommitment value are known at time $t' > t$, then the message m was already known at commitment time t .

Lemma 1. *For any message m , timestamp \mathbf{ts} , and time t :*

$$((m, \mathbf{ts}) \in \mathcal{K}[t] \wedge \text{VerTs}_{\mathbf{TA}}(m, \mathbf{ts}; t) = 1) \implies m \in \mathcal{K}[\mathbf{ts}.t] .$$

Lemma 2. *For any commitment value c , time t , message m , decommitment value d , and time $t' > t$:*

$$(c \in \mathcal{K}[t] \wedge (m, d) \in \mathcal{K}[t'] \wedge \text{VerCom}_{\mathbf{TA}}(m, c, d; t') = 1) \implies m \in \mathcal{K}[t] .$$

Next, we use Lemma 1 and Lemma 2 to show that PROPyla provides long-term integrity protection.

Theorem 3. *Propyla provides long-term integrity protection, that is, it is infeasible for an adversary to produce evidence E valid for data \mathbf{dat} and time t without having known \mathbf{dat} at time t .*

Proof. Assume the adversary outputs (\mathbf{dat}, t, E) at some point in time t_{n+1} and a trust anchor \mathbf{TA} . We show that if E is a valid integrity proof for data \mathbf{dat} and time t (i.e., $\text{VerInt}_{\mathbf{TA}}(\mathbf{dat}, t, E) = 1$), then the adversary must have known \mathbf{dat} at time t .

Let $E = [(\mathbf{act}_1, c_1, d_1, \mathbf{ts}_1), \dots, (\mathbf{act}_n, c_n, d_n, \mathbf{ts}_n)]$ and for $i \in [1, \dots, n]$, define $E_i = [(\mathbf{act}_1, c_1, d_1, \mathbf{ts}_1), \dots, (\mathbf{act}_i, c_i, d_i, \mathbf{ts}_i)]$ and $t_i = \mathbf{ts}_i.t$. Additionally, we define $t_{\text{NRC}(n)} = t_{n+1}$. In the following, we show recursively that for $i \in [n, \dots, 1]$, statement

$$St(i) : (c_i, \mathbf{ts}_i) \in \mathcal{K}[t_{i+1}] \wedge (\mathbf{dat}, E_i) \in \mathcal{K}[t_{\text{NRC}(i)}]$$

holds, that is, commitment value c_i and timestamp \mathbf{ts}_i are known at the next timestamp time t_{i+1} and the data \mathbf{dat} and partial evidence E_i are known at the next recommitment time $t_{\text{NRC}(i)}$.

Statement $St(n)$ obviously holds because (\mathbf{dat}, E) is output by the adversary at time t_{n+1} and includes c_n , \mathbf{ts}_n , \mathbf{dat} , and E_n . Next, we show for $i \in \{n, \dots, 2\}$, that $\text{VerInt}_{\mathbf{TA}}(\mathbf{dat}, t, E) = 1$ and $St(i)$ implies $St(i-1)$. By the definition of VerInt (Algorithm 6) we observe that $\text{VerInt}_{\mathbf{TA}}(\mathbf{dat}, t, E) = 1$ implies $\text{VerTs}_{\mathbf{TA}}(c_i, \mathbf{ts}_i; t_{i+1}) = 1$, that is, \mathbf{ts}_i is valid for commitment c_i at time t_{i+1} .

Furthermore, we observe that $St(i)$ implies $(c_i, \mathbf{ts}_i) \in \mathcal{K}[t_{i+1}]$, which means that c_i and \mathbf{ts}_i were known at time t_{i+1} . We can now apply Lemma 1 to obtain that commitment c_i was known at time t_i (i.e., $c_i \in \mathcal{K}[t_i]$). Next, we distinguish between the case $\mathbf{act}_i \in \{\text{'Read'}, \text{'ReTs'}\}$ and the case $\mathbf{act}_i \in \{\text{'ReCom'}\}$. We observe that if $\mathbf{act}_i \in \{\text{'Read'}, \text{'ReTs'}\}$, then $\text{VerCom}_{\text{TA}}(c_{i-1} \parallel \mathbf{ts}_{i-1}, c_i, d_i; t_{\text{NRC}(i)}) = 1$ and by Lemma 2 it follows that $(c_{i-1}, \mathbf{ts}_{i-1}) \in \mathcal{K}[t_i]$ (i.e., c_{i-1} and \mathbf{ts}_{i-1} were known at time t_i). If $\mathbf{act}_i \in \{\text{'ReCom'}\}$, then $\text{VerCom}_{\text{TA}}(\mathbf{dat} \parallel E_{i-1}, c_i, d_i; t_{\text{NRC}(i)}) = 1$ and it follows that $(\mathbf{dat}, E_{i-1}) \in \mathcal{K}[t_{\text{NRC}(i-1)}]$. Together, we obtain that $\text{VerInt}_{\text{TA}}(\mathbf{dat}, t, E) = 1$ and $St(i)$ implies $St(i-1)$, and by induction over i it follows that $St(1)$ holds.

Finally, we observe that $St(1)$ implies $\mathbf{dat} \in \mathcal{K}[t]$ (i.e., \mathbf{dat} was known at time $t_1 = t$). This means that if the adversary presents (\mathbf{dat}, t, E) such that $\text{VerInt}_{\text{TA}}(\mathbf{dat}, t, E) = 1$, then it already knew \mathbf{dat} at time t .

5 Instantiation and Performance Evaluation

In this Section, we describe an instantiation of PROPYLEA using an information theoretically secure ORAM construction. We then analyze the performance of this instantiation in an application scenario where data is securely stored over a time period of 100 years.

5.1 Instantiation

PROPYLEA requires an information theoretically secure ORAM. We observe that Path ORAM [21] instantiated with an information theoretically secure random number generator (e.g., a quantum-based random number generator [20]) provides information theoretic security as can be seen by the security proof of Path ORAM in [22]. In the following, we will refer to the information theoretically secure version of Path ORAM by IT-Path-ORAM.

We instantiate PROPYLEA using IT-Path-ORAM, Pedersen Commitments [17], Shamir Secret Sharing [19], and RSA Signatures [18]. This instantiation of PROPYLEA provides information theoretic APH-security by Theorem 1. Information theoretic confidentiality protection is provided according to Theorem 2. Integrity protection is ensured as long as the commitment scheme and signature scheme are secure within their usage period. We remark that the Pedersen Commitment Scheme and the RSA Signature Scheme need to be replaced by post-quantum secure alternatives before quantum computers become available.

5.2 Evaluation

We examine a use case where a client stores N data objects of size 1 MB each and wants to protect them for 100 years. In our scenario, a timestamp renewal takes place every 2 years, and a commitment renewal takes place every 10 years (cf. Table 1 for the parameter sizes). Furthermore, we consider a storage system

Table 1. Parameter selection according to Lenstra and Verheul [15,14,2].

Validity	Signatures	Commitments
2038	SHA-256, RSA-2048	Pedersen-2048
2065	SHA-384, RSA-4096	Pedersen-3072
2084	SHA-384, RSA-4096	Pedersen-4096
2103	SHA-512, RSA-8192	Pedersen-5120
2117	SHA-512, RSA-8192	Pedersen-6144

consisting of 4 Shareholders. The performance measurements were taken on a computer with a 2.2 GHz Intel Core i5 CPU and 12 GB RAM.

In Figure 2, we show for $N = 100$ the storage requirements for each of the Shareholders and the Evidence Service, using an IT-Path-ORAM that stores 5 blocks per node in its tree structure. The storage space required at each shareholder increases from 0.97 GB in 2017 to 1.02 GB in 2117 due the timestamps and commitments that are generated for protection renewal and need to be stored. The storage space required at the Evidence Service varies between 4.10 MB in 2017 and 69.84 MB in 2115. It increases at every timestamp renewal, where new timestamps are added, and decreases at every commitment renewal, where the timestamps are transferred from the Evidence Service to the Shareholders.

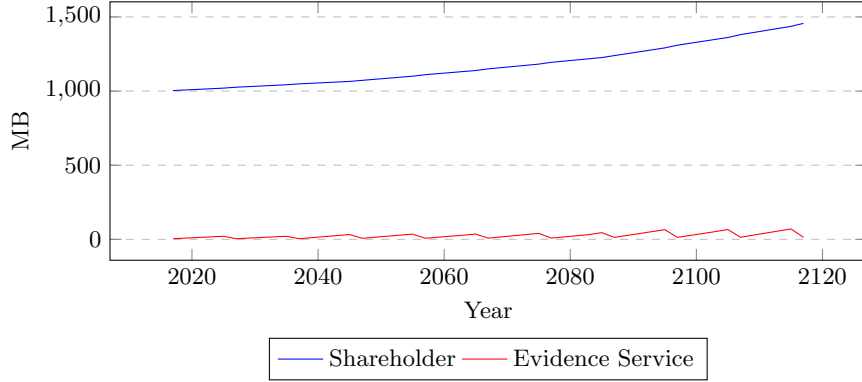


Fig. 2. Storage space used by each Shareholder and the Evidence Service.

In Figure 3, we show for $N = 100$ the time required to perform timestamp renewals and commitment renewals. We observe that timestamp renewal takes between 0.72 s in 2017 and 26.28 s in 2117. The time required for commitment renewal increases from 11.97 s in 2017 to 67.71 s in 2117. This steady increase is caused by increasing the parameter sizes of the signature and commitment scheme over time. Also, the more timestamps and commitments have been accumulated, the longer the renewal process.

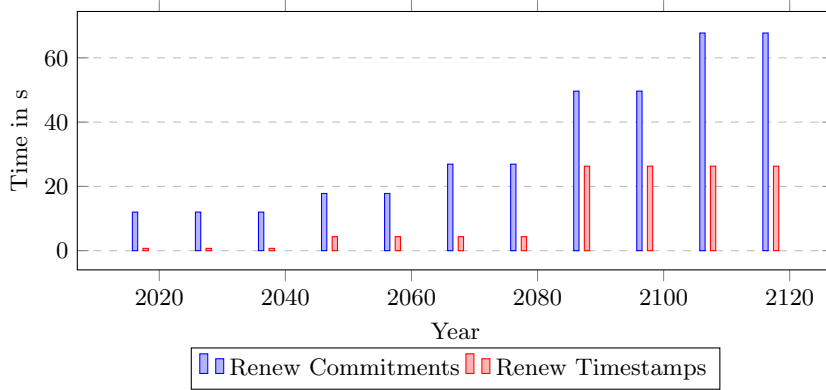


Fig. 3. Time required for renewing the timestamps and for renewing the commitments when storing 100 data objects.

Next, we evaluate the time needed to read or write a data object for $N \in \{100, 1000, 10000\}$. Our access time measurements are shown in Figure 4. For $N = 100$, the time needed for an access increases from 0.4s in 2017 to 2.48s in 2117. For $N = 1000$, it increases from 0.91s in 2017 to 4.02s in 2117, and for $N = 10000$, it increases from 2.7s to 8.48s.

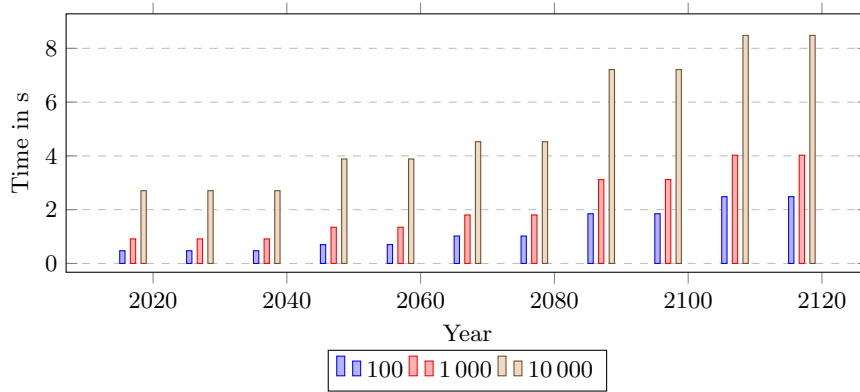


Fig. 4. Time required for accessing a data object when storing 100, 1000, and 10000 data objects.

Finally, we measure the amount of network traffic induced by accessing a data block. The results are shown in Figure 5. We observe that in the case of storing 100 data objects, the traffic increases from 2.3 MB in 2017 to 125.86 MB in 2117, in the case of storing 1000 data objects, it increases from 3.29 MB in 2017 to 179.8 MB in 2117, and in the case of storing 10000 data objects, the

traffic needed increases from 4.61 MB in 2017 to 251.73 MB in 2117. The increase in traffic is due to the increasing parameter and block sizes.

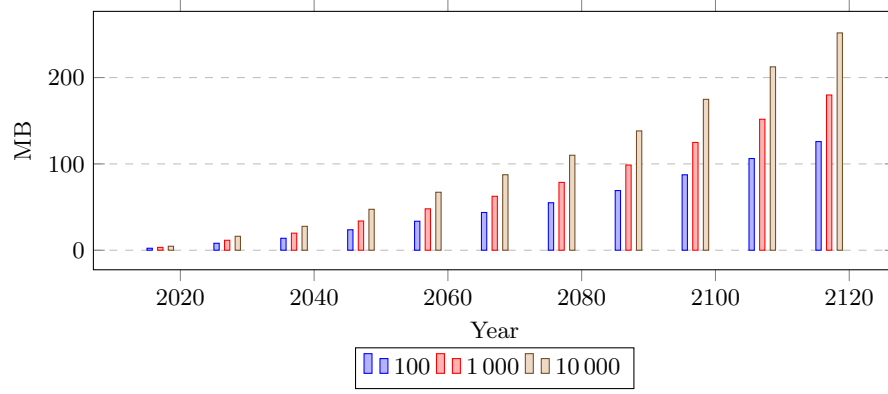


Fig. 5. Traffic exchanged for accessing a data object when storing 100, 1 000 and 10 000 data objects.

6 Conclusions

In this work, we presented PROPYLEA, a long-term secure storage architecture that provides integrity, confidentiality, and access pattern hiding. To achieve this, we enhanced LINCOS with an information theoretically secure ORAM such that neither functionality nor security is compromised.

We also described an instantiation of PROPYLEA and evaluated its performance. We find that this instantiation achieves practical performance for securely storing 10 000 data objects of size 1 MB for the next 100 years. Here, we measured that in year 2117, accessing a data object would take less than 10 s on current computer technology. Considering that computers will most likely be much faster in the future, the performance of our solution appears very practical.

We remark that besides functionality, security, and performance, another important aspect of long-term storage systems is robustness against hardware failures. To some extent, our architecture accounts for that as we use secret sharing for storing data, which allows for reconstructing the data even if some of the storage servers fail. However, robustness is not in the focus of this work and it is an interesting open question how to enhance the robustness of PROPYLEA without comprising functionality, security, or performance.

References

1. Bayer, D., Haber, S., Stornetta, W.S.: Improving the efficiency and reliability of digital time-stamping. In: Capocelli, R., De Santis, A., Vaccaro, U. (eds.) Sequences

- II: Methods in Communication, Security, and Computer Science. pp. 329–334. Springer New York, New York, NY (1993)
2. BlueKrypt: <https://www.keylength.com>. Website
 3. Braun, J., Buchmann, J., Demirel, D., Geihs, M., Fujiwara, M., Moriai, S., Sasaki, M., Waseda, A.: Lincos: A storage system providing long-term integrity, authenticity, and confidentiality. In: Proceedings of the 2017 ACM on Asia Conference on Computer and Communications Security. pp. 461–468. ASIA CCS '17, ACM, New York, NY, USA (2017)
 4. Braun, J., Buchmann, J., Mullan, C., Wiesmaier, A.: Long term confidentiality: a survey. *Designs, Codes and Cryptography* 71(3), 459–478 (2014)
 5. Buldas, A., Geihs, M., Buchmann, J.: Long-term secure commitments via extractable-binding commitments. In: Pieprzyk, J., Suriadi, S. (eds.) *Information Security and Privacy: 22nd Australasian Conference, ACISP 2017, Auckland, New Zealand, July 3–5, 2017, Proceedings, Part I*. pp. 65–81. Springer International Publishing, Cham (2017)
 6. Buldas, A., Laanoja, R.: Security proofs for hash tree time-stamping using hash functions with small output size. In: *Information Security and Privacy - 18th Australasian Conference, ACISP 2013, Brisbane, Australia, July 1-3, 2013. Proceedings*. pp. 235–250 (2013)
 7. Buldas, A., Laur, S.: Knowledge-binding commitments with applications in time-stamping. In: *Public Key Cryptography - PKC 2007, 10th International Conference on Practice and Theory in Public-Key Cryptography, Beijing, China, April 16-20, 2007, Proceedings*. pp. 150–165 (2007)
 8. Buldas, A., Saarepera, M.: On provably secure time-stamping schemes. In: *Advances in Cryptology - ASIACRYPT 2004, 10th International Conference on the Theory and Application of Cryptology and Information Security, Jeju Island, Korea, December 5-9, 2004, Proceedings*. pp. 500–514 (2004)
 9. Geihs, M., Demirel, D., Buchmann, J.: A security analysis of techniques for long-term integrity protection. In: *2016 14th Annual Conference on Privacy, Security and Trust (PST)* (2016)
 10. Goldreich, O.: Towards a theory of software protection and simulation by oblivious rams. In: *Proceedings of the Nineteenth Annual ACM Symposium on Theory of Computing*. pp. 182–194. STOC '87, ACM, New York, NY, USA (1987)
 11. Goldreich, O.: *Foundations of Cryptography: Volume 1, Basic Tools*. Cambridge University Press (2001)
 12. Haber, S., Stornetta, W.S.: How to time-stamp a digital document. In: *Advances in Cryptology - CRYPTO '90, 10th Annual International Cryptology Conference, Santa Barbara, California, USA, August 11-15, 1990, Proceedings*. pp. 437–455 (1990)
 13. Herzberg, A., Jarecki, S., Krawczyk, H., Yung, M.: Proactive secret sharing or: How to cope with perpetual leakage. In: Coppersmith, D. (ed.) *Advances in Cryptology — CRYPTO' 95: 15th Annual International Cryptology Conference Santa Barbara, California, USA, August 27–31, 1995 Proceedings*. pp. 339–352. Springer Berlin Heidelberg, Berlin, Heidelberg (1995)
 14. Lenstra, A.K.: Key lengths. *Handbook of Information Security, Volume 2, Information Warfare, Social, Legal, and International Issues and Security Foundations* (2004)
 15. Lenstra, A.K., Verheul, E.R.: Selecting cryptographic key sizes. *J. Cryptology* 14(4), 255–293 (2001)
 16. NIST: FIPS 197: Announcing the advanced encryption standard (AES) (2001)

17. Pedersen, T.P.: Non-interactive and information-theoretic secure verifiable secret sharing. In: Feigenbaum, J. (ed.) *Advances in Cryptology — CRYPTO '91: Proceedings*. pp. 129–140. Springer Berlin Heidelberg, Berlin, Heidelberg (1992)
18. Rivest, R.L., Shamir, A., Adleman, L.: A method for obtaining digital signatures and public-key cryptosystems. *Commun. ACM* 21(2), 120–126 (Feb 1978)
19. Shamir, A.: How to share a secret. *Commun. ACM* 22(11), 612–613 (Nov 1979)
20. Stefanov, A., Gisin, N., Guinnard, O., Guinnard, L., Zbinden, H.: Optical quantum random number generator. *Journal of Modern Optics* 47(4), 595–598 (2000)
21. Stefanov, E., van Dijk, M., Shi, E., Fletcher, C.W., Ren, L., Yu, X., Devadas, S.: Path ORAM: an extremely simple oblivious RAM protocol. In: Sadeghi, A., Gligor, V.D., Yung, M. (eds.) *2013 ACM SIGSAC Conference on Computer and Communications Security, CCS'13, Berlin, Germany, November 4–8, 2013*. pp. 299–310. ACM (2013)
22. Stefanov, E., Shi, E.: Path O-RAM: an extremely simple oblivious RAM protocol. *CoRR* abs/1202.5150 (2012)
23. Vigil, M.A.G., Buchmann, J.A., Cabarcas, D., Weinert, C., Wiesmaier, A.: Integrity, authenticity, non-repudiation, and proof of existence for long-term archiving: A survey. *Computers & Security* 50, 16–32 (2015)