

# Robust PCA and Robust Subspace Tracking

\*Namrata Vaswani, \*\*Thierry Bouwmans, \*\*\*Sajid Javed, \*Praneeth Narayanamurthy

\*Iowa State University, USA

\*\*University of Rochelle, France

\*\*\*University of Warwick, UK

## Abstract

Principal Components Analysis (PCA) is one of the most widely used dimension reduction techniques. Given a matrix of clean data, PCA is easily accomplished via singular value decomposition (SVD) on the data matrix. While PCA for relatively clean data is an easy and solved problem, it becomes much harder if the data is corrupted by even a few outliers. The reason is that SVD is sensitive to outliers. In today's big data age, since data is often acquired using a large number of inexpensive sensors, outliers are becoming even more common. This harder problem of PCA for outlier corrupted data is called robust PCA. Often, for long data sequences, e.g., long surveillance videos, if one tries to use a single lower dimensional subspace to represent the data, the required subspace dimension may end up being quite large. For such data, a better model is to assume that it lies in a low-dimensional subspace that can change over time, albeit gradually. The problem of tracking a (slowly) changing subspace over time is often referred to as "subspace tracking" or "dynamic PCA". The problem of tracking it in the presence of outliers can thus be called either "robust subspace tracking" or "dynamic robust PCA". This article provides a comprehensive tutorial-style overview of the robust and dynamic robust PCA problems and solution approaches, with an emphasis on simple and provably correct approaches.

## I. INTRODUCTION

Principal Components Analysis (PCA) is one of the most widely used dimension reduction techniques. It finds application in a variety of scientific and data analytics' problems ranging from exploratory data analysis, classification, recognition and retrieval (e.g., image and video retrieval, face recognition) to a variety of modern applications such as video analytics, recommendation system design, and understanding social networks dynamics. Given a set of data vectors, PCA finds a small number of orthogonal basis vectors, called principal components, along which most of the variability of the dataset lies. Said another way, it finds a smaller dimensional subspace that best approximates a given dataset. While the phrase "find top  $r$  principal components" requires that we find the individual components accurately, in most applications, we are not interested in the ordering of these components, we are only interested in accurately finding the subspace spanned by them. For example, this is all that is needed for dimension reduction. This easier problem should technically be called "principal subspace estimation". However, in this article, and in most other writing, the two terms are used interchangeably.

Given a matrix of clean data, PCA is easily accomplished via singular value decomposition (SVD) on the data matrix. While PCA for relatively clean data is an easy and solved problem, it becomes much harder if the data is corrupted by even a few outliers. The reason is that SVD is sensitive to outliers. We show an example of this in Fig. 1. In today's big data age, since data is often acquired using a large number of inexpensive sensors, outliers are becoming even more common. They occur due to various reasons such as node or sensor failures, foreground occlusion of video sequences, or abnormalities or other anomalous behavior on certain nodes of a network. This harder problem of PCA for outlier corrupted data is called *robust PCA*.

This article provides a comprehensive tutorial-style overview of the robust and dynamic robust PCA problems and solution approaches, with an emphasis on simple and provably correct approaches. As we explain below, the terms "*dynamic robust PCA*" and "*robust subspace tracking*" are used interchangeably. Both refer to the time-varying extension of robust PCA.

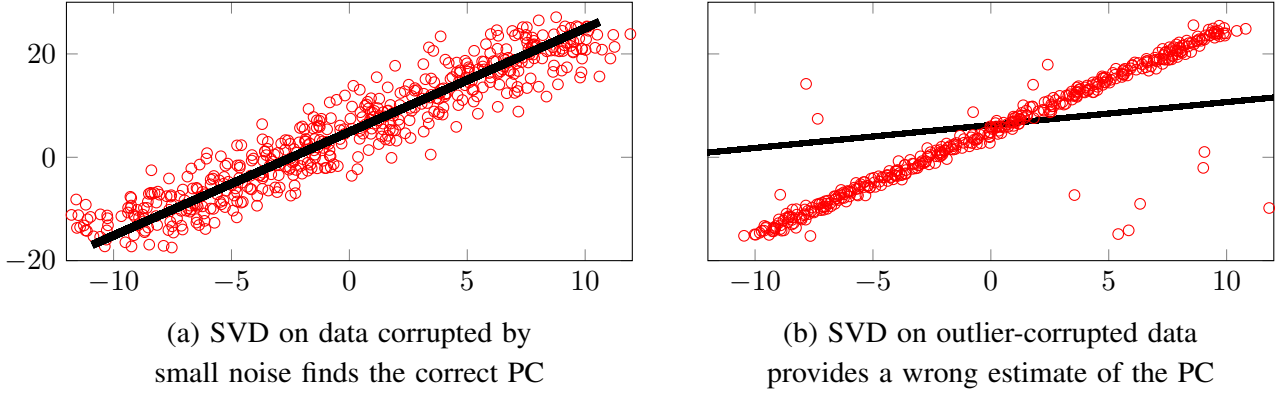


Fig. 1: (a) PCA in small noise: the black line is the estimated principal component. This clearly approximates the true direction of largest variance of the data correctly. (b) PCA in outliers: in this case SVD fails to correctly find the direction of largest variance of the true data. Instead its estimate is quite far from the true principal component.

Since the term “outlier” does not have a precise mathematical meaning, the robust PCA problem was, until recently, not well defined. Even so, many classical heuristics existed for solving it, e.g., see [1], [2], and references therein. The English word “outlier” just refers to a quantity (here a data point) that is “different” from most others which are called inliers, i.e., it occurs infrequently. In recent years, there have been multiple attempts to qualify this term leading to various formulations for the robust PCA problem. Most popular among these is the idea of treating an outlier as a sparse corruption which was popularized in the work of Wright and Ma [3]. This is a valid definition because it models the fact that outliers occur infrequently and allows them to have any magnitude. In particular their magnitude can be much larger than that of the true data points. Using this definition, a nice recent work by Candes, Wright, Li, and Ma [4] defined robust PCA as the problem of decomposing a given data matrix,  $M$ , into the sum of a low rank matrix,  $L$ , whose column subspace gives the principal components, and a sparse matrix (outliers’ matrix),  $S$ . This definition, which is often referred to as the sparse+low-rank (S+LR) formulation, has lead to a large amount of interesting new work on robust PCA solutions, many of which are provably correct under simple assumptions, e.g., [4], [5], [6], [7], [8].

A key application where the above formulation fits well is in video analytics where the goal is to separate a slowly changing background video from foreground occlusions [2], [4]. We show an example in Fig. 2a. The background changes slowly and the changes are usually dense (not sparse). It is thus well modeled as a dense vector that lies in low dimensional subspace of the original space [4]. The foreground usually consists of one or more moving objects, and is thus correctly modeled as a sparse outlier vector. Other applications where similar problems occur include region of interest (ROI) detection and tracking from full-sampled or under-sampled dynamic MRI sequences [9], detection of brain activation patterns from functional MRI (fMRI) sequences (the “active” part of the brain can be interpreted as a sparse outlier), detection of anomalous behavior in dynamic social networks [10], or in computer networks [11], recommendation system design [4], and survey data analysis. A dynamic MRI example is shown in Fig. 2b.

Often, for long data sequences, e.g., long surveillance videos, or long dynamic social network connectivity data sequences, if one tries to use a single lower dimensional subspace to represent the data, the required subspace dimension may end up being quite large. For such data, a better model is to assume that it lies in a low-dimensional subspace that can change over time, albeit gradually. The problem of tracking a (slowly) changing subspace over time is often referred to as “subspace tracking” or “dynamic PCA”. The problem of tracking it in the presence of sparse outliers can thus be called either “*robust subspace tracking*” or “*dynamic robust PCA*” [12], [13], [14]. The two terms are used interchangeably.

In a lot of the above applications, the practical goal is often to find the outlier or the outlier locations (outlier

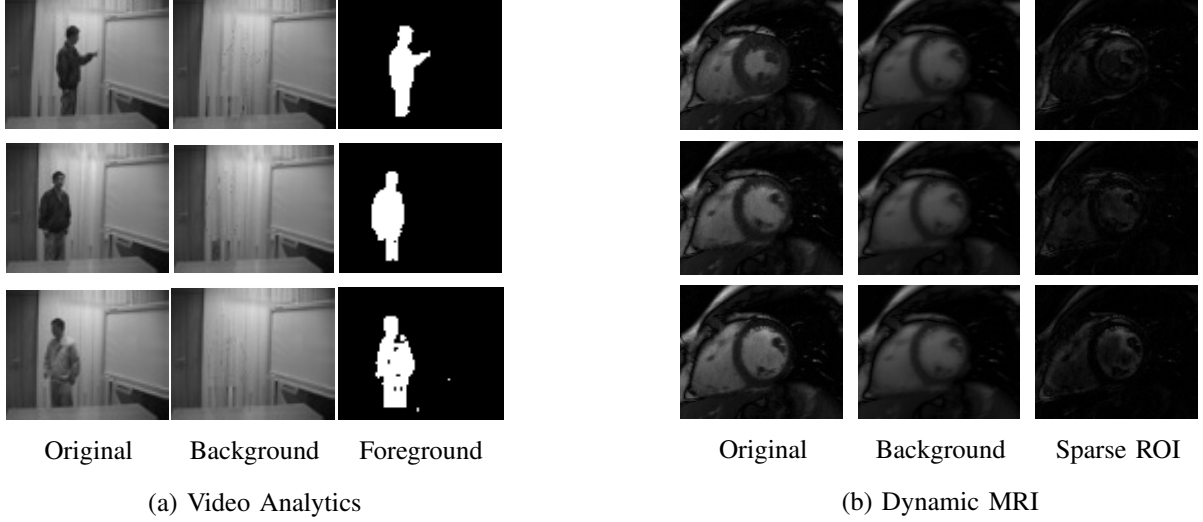


Fig. 2: (a) A video analytics application: Video layering (foreground-background separation) in videos can be posed as a Robust PCA problem. This is often the first step to simplify many computer vision and video analytics’ tasks. For one such example, see Fig. 3. We show three frames of a video in the first column. The background images for these frames are shown in the second column. Notice that they all look very similar and hence are well modeled as forming a low rank matrix. The foreground support is shown in the third column. This clearly indicates that the foreground is sparse and changes faster than the background. Result taken from [13], code at <http://www.ece.iastate.edu/~hanguo/PracReProCS.html>. (b) Low-rank and sparse matrix decomposition for accelerated dynamic MRI [9]. The first column shows three frames of cardiac cine data. The second column shows the slow changing background part of this sequence, while the third column shows the fast changing sparse region of interest (ROI). This is also called the “dynamic component”. These are the reconstructed columns obtained from 8-fold undersampled data. They were reconstructed using under-sampled stable PCP [9].

support). For example, this is often the case in the video analytics application. This is also the case in the anomaly detection application. In these situations, the problem should really be called robust or dynamic robust sparse recovery in structured noise, with “structure” meaning that the noise lie in a fixed or slowly changing low-dimensional subspace [14]. However, for historical reasons, most authors still refer to this problem as “robust PCA”.

An important extension of robust PCA is the robust matrix completion problem [15], [16]. This can be understood as the problem of robust PCA with missing data or as low rank matrix completion with sparse outliers. Another extension is compressive or under-sampled robust PCA which involves robust PCA from undersampled projected linear measurements [17], [18], [19], [20], [9]. This is useful in dynamic or functional MRI applications.

Other than defining outliers as sparse corruptions, another way to interpret the word “outlier” is to assume that either an entire data vector is an outlier or it is an inlier. Given a set of  $d$  points in an  $n$ -dimensional space, suppose that the *inlier* points lie in an unknown  $r$  dimensional subspace (with  $r \ll n$ ), while *outlier* points are all points that do not [21], [22], [23]. Also suppose that the fraction of outliers is less than 50% of all data points. Then, how does one find the low-dimensional subspace? For this problem setting, it is clearly impossible to recover the entire low rank matrix  $L$ , however it is still possible to correctly estimate its column subspace (solve the PCA or, more precisely, the “subspace recovery” problem). In modern literature, it is thus referred to as “robust subspace recovery” [22] instead of robust PCA. This is a more applicable model in recommendation system design or survey data analysis to model outliers due to malicious users who enter all wrong answers in a survey or in rating movies.

#### A. Applications

We describe some of the modern applications where the robust PCA problem occurs.

*Computer vision and video analytics.* A large class of videos, e.g., surveillance videos, consist of a sparse foreground layer which contains one or more moving objects or people and a slow changing background scene. We shown an example in Fig. 2a. Assume that all images are arranged as 1D vectors. Then, the  $t$ -th image forms the

$t$ -th column,  $\mathbf{m}_t$ , of the data matrix,  $\mathbf{M}$ . If the image size is denoted by  $n$  and the total number of images in the video by  $d$ , then  $\mathbf{M}$  is an  $n \times d$  matrix. Assuming that the background scene changes slowly over time, the  $t$ -th background image forms the  $t$ -th column,  $\ell_t$ , of the low rank matrix  $\mathbf{L}$ . Let  $r_L$  denote its rank. If the background never changes, then  $\mathbf{L}$  will be rank one. The low rank assumption implies that the background changes depend on a much small number,  $r_L$ , of factors than either the number of images  $d$  or the image size  $n$ . Let  $\mathcal{T}_t$  denote the support (set of indices of the nonzero pixels) of the foreground frame  $t$ . To get the  $\mathbf{M} = \mathbf{L} + \mathbf{S}$  formulation, we define  $\mathbf{s}_t$  as a sparse vector with support  $\mathcal{T}_t$  and with nonzero entries equal to the difference between foreground and background intensities on this support.


Being able to correctly solve the video layering problem (separate a video into foreground and background layers) enables better solutions to many other video analytics and computer vision applications. For example, the foreground layer directly provides a video surveillance or object tracking solution, while the background layer and its subspace estimate are useful in video editing or animation applications. Also, an easy low bandwidth video conferencing solution would be to transmit only the layer of interest (usually the foreground). As another example, automatic video retrieval to look for videos of moving waters or other natural scenes will become significantly easier if the retrieval algorithm is applied to only the background layer where as if the goal is to find a certain videos of a certain dog or cat breed, the algorithm can be applied to only the foreground layer. Finally, denoising and enhancement of very noisy videos becomes easier if the denoiser is applied to each layer separately (or to only the layer of interest). We show an example of this in Fig. 3.

*Dynamic and functional MRI [9].* The sparse+low-rank model is a good one for many dynamic MRI sequences. The changing region-of-interest (ROI) forms the sparse outlier for this problem while everything else that is slowly changing forms the low-rank component [9]. We show a cardiac sequence in Fig. 2b. The beating heart valves form the ROI in this case. This model can be used to both accurately recover a dynamic MRI sequence from undersampled data (solve the “compressive” MRI problem) and to correctly separate out the ROI. Similarly, in fMRI based brain activity imaging, only a sparse brain region is activated in response to given stimulus. This is the changing ROI (sparse outlier) for this problem. There is always some background brain activity in all the brain voxels. This is well modeled as being slowly changing and being influenced by only small number of factors,  $r_L$ .

*Detecting anomalies in computer and social networks.* Another application is in detecting anomalous connectivity patterns in social networks or in computer networks [11], [10]. This application is best solved using tensors rather than matrices, however to explain the idea, we will just use the simpler matrix formulation. In this case,  $\ell_t$  is the vector (or tensor) of network link “strengths” at time  $t$  when no anomalous behavior is present while  $\mathbf{s}_t$  is the vector (or tensor) of outlier entries [10]. Outliers occur due to occasional anomalous behavior or due to node failures on a few edges. Hence they are well modeled as being sparse.

*Recommendation system design.* This actually requires solving the robust matrix completion problem. To understand the problem, consider a specific example, say the Netflix problem which involves designing a movie recommendation system. Suppose there are  $n$  movies and  $d$  users. We use  $\ell_t$  to denote the vector of true movie preferences of user  $t$ . The vector  $\mathbf{s}_t$  would contain the outlier entries (if any). The matrix  $\mathbf{L}$  is well modeled as being low rank under the assumption that user preferences are governed by only a few factors,  $r_L$ . The outliers  $\mathbf{s}_t$  occur because some users enter some incorrect ratings due to laziness, malicious intent, or just typographical errors [4]. These are clearly sparse. The data matrix  $\mathbf{M} := \mathbf{L} + \mathbf{S}$  is also incomplete since any given user does not rate all movies. The goal in this case is to complete the true movie preferences’ matrix  $\mathbf{L}$  while being robust to the outliers. This is then used to recommend movies to the users.

*Survey data analysis.* A related application is in survey data analysis. Consider a survey with  $n$  questions given to  $d$  participants. If all participants answer questions truthfully and carefully (no malicious or typographical errors), then the the survey answers of the  $t$ -th participant form  $\ell_t$ . This is a valid model under the assumption that the responses to all survey questions are governed by much fewer factors than  $n$  or  $d$ , and hence the resulting matrix formed by the true survey responses is low rank. The goal of the survey is in fact to find these few factors (principal components of this matrix). The problem becomes one of robust PCA because some of the participants’ entries will



(a) Denoising a very noisy video. PSNR shown in parenthesis

(b) Video enhancement: “seeing” in the dark

Fig. 3: RPCA to enable video enhancement and denoising [24], [13]: (a) Denoising a very noisy video (video with Gaussian noise of standard deviation  $\sigma = 70$  and hence PSNR 11dB): we show original and noisy videos in first two columns. The noisy video had PSNR 11dB. RPCA-VM3D uses an RPCA algorithm (ReProCS) to first separate it into sparse and low-rank layers, and then applies the best denoiser from literature, VBM3D, on each layer. Last column directly applies VBM3D to the video. Notice that this gives a much more blurred denoised image. Peak Signal to Noise Ratio (PSNR) is noted below each figure too. (b) Video enhancement via RPCA: an application where an RPCA algorithm (ReProCS) helps to “see” in the dark. A standard approach for such low light data is to do contrast enhancement using histogram equalization. As can be seen from the third column (Hist-Eq), this fails. The code for this experiment is downloadable from [http://www.ece.iastate.edu/~hanguo/ReLD\\_Denoising.zip](http://www.ece.iastate.edu/~hanguo/ReLD_Denoising.zip).

be wrong either due to mistakes or due to malicious intent. Under normal behavior it is valid to assume that these will be sparse and hence these form  $s_t$ .

### B. Desirable algorithm properties

In terms of algorithm design, the following are important questions to ask.

- *Provably correct and under what assumptions?* It is useful to know if an algorithm is guaranteed to be correct under simple and practically valid assumptions. We say that a guarantee is a *complete correctness result* or *complete guarantee* if it only makes assumptions on the algorithm input (the input data, parameters, and the initialization, if any) and proves that the algorithm output is within a small error of the true value of the quantity of interest. In all other situations, we say that the guarantee is a *partial guarantee*. This could mean many things: it could mean that the result makes assumptions on intermediate algorithm estimates; or that the guarantee only proves that the algorithm converges to a local minimum (or just to some stationary point) of a cost function. A partial guarantee by itself is usually not very useful. However sometimes the proof technique used for obtaining it may be useful and may help obtain a complete correctness result in later work.
- *Practical accuracy.* Performance guarantees are often just sufficient conditions. Also the assumptions required can be hard to verify in practice. Hence practical accuracy is an equally important measure of algorithm success. Commonly used metrics include normalized recovery error of  $L$  or the error in recovering its column span.
- *Time complexity.* Both order-wise computational complexity and actual experimental comparisons of time taken are important. The former is useful because it can take too long to do experimental comparisons for very large sized problems. The latter is useful because order-wise complexity ignores constants that can sometimes be very large in practice. We discuss both types of time comparisons in this article.
- *Memory complexity and/or number of passes.* In today’s big data age, this is often the most important concern. It can be the bottleneck even for applications for which real time output is not needed and hence slow algorithms can be tolerated. We say that an algorithm is *memory-optimal* if it needs the same order of memory as the



algorithm output. So for robust PCA, an algorithm would be memory optimal if it needed memory of order  $O(nr)$ . It is nearly memory-optimal if its memory complexity is within logarithmic factors of the optimal. If the dataset needs to be loaded from a storage device while running the algorithm, another related concern is the number of passes required. This number then governs the number of times the data needs to be re-loaded. For processing very large datasets, one needs algorithms that are either nearly memory-optimal or need few passes through the data, ideally both.

- *Online (or recursive or causal) versus Batch.* Online algorithms are algorithms for settings where inputs or data are arriving one at a time, and we need to make decisions on the fly or with small delays, without knowing what will happen in the future. In signal processing or controls literature, such an algorithm would be called “recursive”. The notion of online algorithm also requires that the algorithm output quality improves as more data comes in. For robust PCA, this means that the subspace estimate quality improves over time. A batch method, on the other hand, needs to wait for all data to come in first.

## II. ROBUST PCA (RPCA) VIA SPARSE + LOW-RANK MATRIX DECOMPOSITION (S+LR)

We first explain the static and dynamic robust PCA (robust subspace tracking) problem settings and discuss what identifiability means. After this, we describe the key solution approaches, with an emphasis on explaining the simpler and provably correct ones in more detail. Before we begin, we should mention that the code for all the methods described in this section is downloadable from the github library of Andrew Sobral [25]. The link is <https://github.com/andrewssobral/lrslibrary>.

### A. Static RPCA via S+LR: problem setting

This defines robust PCA (RPCA) as follows [4]. The  $n \times d$  matrix formed by arranging the observed data vectors as its columns,  $M$ , can be decomposed as the sum of a low rank matrix (true data for the robust PCA problem),  $L$ , and a sparse matrix (outlier’s matrix for the robust PCA problem),  $S$ . Thus,

$$M := L + S.$$

We use  $r_L$  to denote the rank of  $L$ . The maximum fraction of nonzeros in any row or in any column of the outlier matrix  $S$  are denoted by outlier-frac-row and outlier-frac-col respectively. The RPCA problem is solved if one can correctly recover  $L$ . After this, the principal components are easily obtained via SVD on  $L$ . Clearly, a by-product of recovering  $L$  is that  $S$  is also recovered. A more practical model involves recovering  $L$  from

$$M := L + S + V$$

where  $V$  is small noise or modeling error due to the true data matrix not being exactly low rank or because the data is corrupted by both small magnitude “noise” that is present in all data points and large magnitude “outliers” that are sparse. This is sometimes called the “stable RPCA” problem.

To make the S+LR problem identifiable, we need to assume that the left and right singular vectors of  $L$  are dense (non-sparse) and that the support of the outlier matrix  $S$  satisfies one of the following: it is either distributed uniformly at random, or that outlier-frac-row and outlier-frac-col are upper bounded. These assumptions help ensure that  $L$  is not sparse and that  $S$  has rank that is high enough. We discuss this below when we explain “identifiability”.

An important extension of RPCA is the “Robust Matrix Completion” (RMC) or equivalently the “Robust PCA with Missing Data” problem [15], [16]. For this problem, only a subset of the entries of the data matrix  $M$  are observed. Missing entries can always be treated as more outlying entries, and thus, any RPCA solution also provides a solution for robust matrix completion. However, the resulting solution is often sub-optimal because missing data is easier to deal with than outliers since the set of missing entries is known. Another important extension is undersampled or compressive RPCA [17], [18], [19], [20], [9]. Instead of observing the matrix  $M$ , one only has access to a set of  $m < n$  random linear projections of each column of  $M$ .

## B. Dynamic RPCA (robust subspace tracking) via Dynamic S+LR: problem setting

Often, for long data sequences, e.g., long surveillance videos, or long social network data sequences, the data is better modeled as lying in a low-dimensional subspace that can gradually change over time. The problem of tracking this changing subspace in the presence of sparse outliers is the “robust subspace tracking” or “dynamic robust PCA” problem<sup>1</sup>. In recent works [12], [14], [26], [27], this problem has been extensively studied. Thus, at each time  $t$ , we have data vectors  $\mathbf{m}_t \in \mathbb{R}^n$  that satisfy

$$\mathbf{m}_t := \boldsymbol{\ell}_t + \mathbf{s}_t, \text{ for } t = 1, 2, \dots, d.$$

Here  $\mathbf{s}_t$  is the sparse outlier vector at time  $t$ , and  $\boldsymbol{\ell}_t$  is the true data vector that lies in a fixed or slowly changing low-dimensional subspace of  $\mathbb{R}^n$ . To be precise,  $\boldsymbol{\ell}_t = \mathbf{P}_t \mathbf{a}_t$  where  $\mathbf{P}_t$  is an  $n \times r$  basis matrix with  $r \ll n$  and that changes slowly over time. One model for this is explained later when we discuss performance guarantees. Here and below, “basis matrix” refers to a tall matrix with mutually orthonormal columns,  $'$  denotes matrix transpose and  $\|\cdot\|$  refers to the  $l_2$  norm of a vector or the induced  $l_2$  norm of a matrix. We use  $\mathcal{T}_t$  to denote the support set of  $\mathbf{s}_t$ .

Given an initial subspace estimate,  $\hat{\mathbf{P}}_0$ , the goal is to track  $\text{range}(\mathbf{P}_t)$  within a short delay of each subspace change. A by-product of doing this is that the true data vectors  $\boldsymbol{\ell}_t$ , the sparse outliers  $\mathbf{s}_t$ , and their support sets  $\mathcal{T}_t$  can also be tracked on-the-fly. This initial subspace estimate,  $\hat{\mathbf{P}}_0$ , can be computed by applying any of the solutions for static RPCA (described below), e.g., PCP [4] or AltProj [7], for the first  $t_{\text{train}}$  data frames,  $\mathbf{M}_{[1, t_{\text{train}}]}$ . Alternatively, in some applications, e.g., video surveillance, it is valid to assume that outlier-free data is available. In these situations, simple SVD can be used too. Here and below,  $[a, b]$  refers to all integers between  $a$  and  $b$ , inclusive,  $[a, b) := [a, b - 1]$ , and  $\mathbf{A}_{\mathcal{T}}$  denotes a sub-matrix of matrix  $\mathbf{A}$  formed by columns indexed by entries in  $\mathcal{T}$ .

We also assume that (i) the columns of  $\mathbf{P}_t$  are dense (non-sparse) and that (ii) the projection coefficients,  $\mathbf{a}_t$ , are element-wise bounded. These imply denseness of left and right singular vectors of  $\mathbf{L}$ . Further, we assume that (iii) the outlier support size  $|\mathcal{T}_t|$  is bounded at each time, and (iv)  $\mathcal{T}_t$  changes sufficiently over time. These imply bounds on outlier-frac-row and outlier-frac-col. Because dynamic RPCA solutions exploit slow subspace change, we will see that they are able to tolerate many more outliers per row than static RPCA solutions can. For the video application, this means that correct foreground-background separation is possible even when foreground objects are slow moving or occasionally static. For the anomaly detection application, this means that anomalies that often remain on the same set of edges for a while before spreading to other nearby edges are detectable.

*Note about subspaces.* In this article, we use  $\mathbf{P}$ ’s or  $\hat{\mathbf{P}}$ ’s to denote basis matrices. The orthonormal columns of these matrices will specify the subspace of interest. Thus,  $\mathbf{P}$  really represents the subspace  $\text{range}(\mathbf{P})$ . For short, we may say “ $\mathbf{P}$  is the subspace that we want to recover” or that “ $\hat{\mathbf{P}}$  is a good estimate of  $\mathbf{P}$ ”. In saying this, we actually mean that  $\text{range}(\mathbf{P})$  is the subspace we want to recover, or that  $\text{range}(\hat{\mathbf{P}})$  is a good estimate of  $\text{range}(\mathbf{P})$ . We can measure this goodness using any of the various distance metrics for two subspaces of equal dimension [28]. In this article, we use the *chordal distance*. For two  $r$  dimensional subspaces  $\hat{\mathbf{P}}, \mathbf{P}$ , this is defined as

$$\text{dist}(\hat{\mathbf{P}}, \mathbf{P}) := \left( \sum_{i=1}^r \sin^2 \theta_i(\hat{\mathbf{P}}, \mathbf{P}) \right)^{1/2}$$

Here  $\theta_i$  is the  $i$ -th principal angle between the two subspaces. It is computed as  $\sin \theta_i(\hat{\mathbf{P}}, \mathbf{P}) = \sigma_i((\mathbf{I} - \hat{\mathbf{P}}\hat{\mathbf{P}}')\mathbf{P})$ . We use  $\theta_{\max} = \theta_1$  and  $\theta_{\min} = \theta_r$  to denote the maximum and minimum principal angles. The sine of the maximum angle  $\sin \theta_{\max}(\hat{\mathbf{P}}, \mathbf{P})$ , is also a popular distance metric (projection distance).

*1) Dynamic versus Static Robust PCA:* While dynamic RPCA (robust subspace tracking) is a different problem than static RPCA (it uses an extra assumption of slow subspace change), from the point of view of applications, especially those for which a natural time sequence exists, e.g., video analytics for videos from static camera(s), or

<sup>1</sup>The term “dynamic” is sometimes used in computer science literature to refer to an algorithm type. We will not use this definition. In this article we use the definition from signal processing and controls literature where the term dynamic refers to problems where the quantity of interest changes over time and needs to be “tracked”.

dynamic MRI based region-of-interest tracking [9], both models are equally applicable. For long videos from static cameras, dynamic RPCA is generally a better model to use. The same is true for videos involving slow moving or occasionally static foreground objects since these result in a larger fraction of outliers per row of the data matrix. Dynamic RPCA solutions are better at handling these.

On the other hand, for videos involving sudden scene changes, the original RPCA problem is a better fit. This is also generally true for recommendation system design or survey data analysis when the number of users,  $d$ , is fixed.

For the latter two problems, if the initial dataset has a certain number of users, but as time goes on, more users get added to the system, the following strategy is best. Use a static RPCA solution on the initial dataset. Then, as more users get added, use dynamic RPCA solutions to both incrementally update the solution and detect when significant subspace changes occur. In the Netflix example, this would happen as a new generation of users start using Netflix, or as Netflix expands into more countries. In survey data analysis, subspace change would indicate that the survey is now reaching a different previously unrepresented demographic.

### C. Identifiability

The S+LR formulation clearly does not work for all types of data. There is an identifiability problem if  $S$  has rank that is equal to or lower than that of  $L$  or if  $L$  has support size that is smaller than or equal to that of  $S$ . For example, if  $S$  is sparse with support that never changes across columns and if the support size of each column is  $s$ , then  $S$  will be a matrix with rank at most  $s$ . If, in addition, the nonzero entries are the same for all columns, then, in fact, its rank will be one. In this case, there is no way to separate it from  $L$  (without imposing extra assumptions). This latter situation occurs in case of a video with a foreground occlusion consisting of an object that never moves and whose image pixel intensities also do not change. While this is an extreme example, even if the foreground object(s) are slow moving, it can result in a matrix  $S$  that is sparse and quite low rank. The opposite problem occurs if the left or right singular vectors of  $L$  are sparse. If the left singular vectors are sparse,  $L$  will be a row sparse matrix (some rows will be zero). If the right singular vectors are sparse, then it will be a column sparse matrix. In both these situations, if the singular vectors are sparse enough, it can happen that  $L$  is sparser than  $S$  and then it becomes unidentifiable.

It is possible, though, to impose simple assumptions to ensure that neither of the above situations occur. We can ensure that  $L$  is not sparse by requiring that any row of the matrix of its left singular vectors has norm that is at most a constant times  $\sqrt{r_L/n}$  and that of its matrix of right singular vectors is at most a constant times  $\sqrt{r_L/d}$ . Since the columns of both matrices are unit norm (by definition), this ensures that most entries of the matrix are nonzero (it is a dense matrix). This is called the “incoherence” or the “denseness” assumption and is precisely defined later. To ensure that  $S$  does not have low enough rank, one can either assume an upper bound on outlier-frac-row and outlier-frac-col *or* one can assume that the support of  $S$  is generated uniformly at random and the support size is small enough.

### D. Older RPCA solutions: Robust Subspace Learning (RSL) [2] and variants

The S+LR definition for RPCA was introduced in the work of Candes, Wright, Li, and Ma, that appeared on ArXiv in 2009 [4]. However, even before this work, many good heuristics existed for solving RPCA. The ones that were motivated by video applications did implicitly model outliers as sparse corruptions in the sense that a data vector (image) was assumed to contain pixel-wise outliers (a few bad or corrupted or occluded pixels). The most well known among these is the Robust Subspace Learning (RSL) [2] approach. In later work, other authors also tried to develop incremental versions of this approach [29], [30]. The main idea of all these algorithms is to detect the outlier data entries and either replace their values using nearby values [30] or weight each data point in proportion to its reliability (thus soft-detecting and down-weighting the detected outliers) [2], [29]. Outlier detection is done by projecting the data vectors orthogonal to the current subspace estimate and thresholding out large entries of the resulting vector. As seen from the exhaustive experimental comparisons shown in [13], the online heuristics



fail in all experiments – both for simulated and real data. On the other hand, the original RSL method [2] remains a very good practical heuristic for both simulated data and real videos.

#### E. Convex optimization based solution: Principal Component Pursuit (PCP)

The first solution to S+LR was introduced in parallel works by Candes et al. [4] (where they called it a solution to robust PCA) and by Chandrasekharan et al. [5]. Both proposed to solve the following convex program which was referred to as Principal Component Pursuit (PCP) in [4]:

$$\min_{\tilde{\mathbf{L}}, \tilde{\mathbf{S}}} \|\tilde{\mathbf{L}}\|_* + \lambda \|\tilde{\mathbf{S}}\|_1 \text{ subject to } \mathbf{M} = \tilde{\mathbf{L}} + \tilde{\mathbf{S}}$$

Here  $\|\mathbf{A}\|_1$  denotes the vector  $l_1$  norm of the matrix  $\mathbf{A}$  (sum of absolute values of all its entries) and  $\|\mathbf{A}\|_*$  denotes the nuclear norm (sum of its singular values). The nuclear norm can be interpreted as the  $l_1$  norm of the vector of singular values of the matrix. In other literature, it is also called the Schatten-1 norm. PCP is the first known polynomial time solution to RPCA that is also provably correct. The paper [4] both gave a simple correctness result, and showed how PCP outperformed existing work at the time (RSL [2]) for the video analytics application.

*Why it works.* It is well known from compressive sensing literature (and earlier) that the vector  $l_1$  norm serves as a convex surrogate for the support size (number of nonzero entries) of a vector (or vectorized matrix). In a similar fashion, the nuclear norm serves as a convex surrogate for the rank of a matrix. Thus, while the program that tries to minimize the rank of  $\tilde{\mathbf{L}}$  and sparsity of  $\tilde{\mathbf{S}}$  involves an impractical combinatorial search, the above program is convex and solvable in polynomial time.

*Time complexity.* Convex optimization programs as solutions to various originally non-convex problems (e.g., robust PCA, sparse recovery, low rank matrix completion, and more recently phase retrieval) are nice because they are solvable in polynomial time, and often come with strong guarantees that are easy to derive. The last decade has witnessed a large increase in such solution approaches. However, the iterative solvers for solving these convex programs have computational complexity that is more than linear in the matrix dimension: a typical complexity is  $O(nd^2)$  per iteration. Moreover they typically need  $O(1/\epsilon)$  iterations to return a solution that is within  $\epsilon$  error of the true solution of the convex program. Both these facts make convex programs quite slow in practice especially in today's big-data age when matrix sizes can be very large.

#### F. Non-convex solutions: Alternating Minimization

Motivated by computational considerations, in more recent works, authors have tried to develop provably correct algorithms that rely on either alternating minimization (alt-min) or projected gradient descent (GD). Both alt-min and GD have been used for a long time as practical heuristics for trying to solve various non-convex programs. The initialization either came from other prior information, or multiple random initializations were used to run the algorithm and the “best” final output was picked. The new ingredient in these provably correct alt-min or GD solutions is a carefully designed initialization scheme that already outputs an estimate that is “close enough” to the true one. Since these approaches do not use convex programs, they have been labeled as “non-convex” solutions.

For RPCA, the first provably correct non-convex solution was Alternating-Projection (AltProj) [7]. This borrows some ideas from an earlier algorithm called GoDec [31]. AltProj works by projecting the residual at each step onto the space of either sparse matrices or onto the space of low-rank matrices. The approach proceeds in stages with the first stage projecting onto the space of rank  $\hat{r} = 1$  matrices, while increasing the support size of the sparse matrix estimate at each iteration in the stage. In the second stage,  $\hat{r} = 2$  is used and so on for a total of  $r$  stages. Consider stage one. AltProj is initialized by thresholding out the very large entries of the data matrix  $\mathbf{M}$  to return the first estimate of the sparse matrix. Thus  $\hat{\mathbf{S}}_0 = HT(\mathbf{M}; \zeta_0)$  where  $HT$  denotes the hard thresholding operator and  $\zeta_0$  denotes the threshold used for it. After this, it computes the residual  $\mathbf{M} - \hat{\mathbf{S}}_0$  and projects it onto the space of rank one matrices. Thus  $\hat{\mathbf{L}}_1 = \mathcal{P}_1(\mathbf{M} - \hat{\mathbf{S}}_0)$  where  $\mathcal{P}_1$  denotes a projection onto the space of rank one matrices. It then computes the residual  $\mathbf{M} - \hat{\mathbf{L}}_1$  and projects it again onto the space of sparse matrices but with using a

carefully selected threshold  $\zeta_1$  that is smaller than  $\zeta_0$ . Thus  $\hat{S}_1 = HT(M - \hat{L}_1; \zeta_1)$ . This process is repeated until a halting criterion is reached. The algorithm then moves on to stage two. This stage proceeds similarly but each low rank projection is now onto the space of rank  $\hat{r} = 2$  matrices. This process is repeated for  $r$  stages.

*Why this works.* Once the largest outliers are removed, it is expected that projecting onto the space of rank one matrices returns a reasonable rank one approximation of  $L$ ,  $\hat{L}_1$ . This means that the residual  $M - \hat{L}_1$  is a better estimate of  $S$  than  $M$  is. Because of this, it can be shown that  $\hat{S}_1$  is a better estimate of  $S$  than  $\hat{S}_0$  and so the residual  $M - \hat{S}_1$  is a better estimate of  $L$  than  $M - \hat{S}_0$ . This, in turn, means  $\hat{L}_2$  will be a better estimate of  $L$  than  $\hat{L}_1$  is. The proof that the initial estimate of  $L$  is good enough relies on incoherence of left and right singular vectors of  $L$  and the fact that no row or column has too many outliers. These two facts are also needed to show that each new estimate is better than the previous.

*Time complexity.* The time complexity of AltProj is  $O(ndr^2 \log(1/\epsilon))$ . This is much lower than that of the convex solutions which need  $O(nd^2/\epsilon)$  time.

### G. Non-convex Solutions: Projected Gradient Descent (RPCA-GD and NO-RMC)

While the time complexity of AltProj was lower than that of PCP, there was still scope for improvement in speed. In particular, the outer loop of AltProj that runs  $r$  times seems unnecessary (or can be made to run fewer times). Two more recent works [8], [16] try to address this issue. The question asked in [8] was can one solve RPCA with computational complexity that is of the same order as a single  $r$ -SVD? This has complexity  $O(ndr(-\log \epsilon))$ . The authors of [8] show that this is indeed possible with an extra factor of  $\kappa^2$  in the complexity and with a tighter bound on outlier fractions. Here  $\kappa$  is the condition number of  $L$ . To achieve this, they developed an algorithm that relies on projected gradient descent (GD). We will refer to this algorithm as RPCA-GD. The authors of [16] use a different approach. They develop a projected GD solution for robust matrix completion (RMC), and argue that, even in the absence of missing entries, the same algorithm provides a very fast solution to RPCA as long as the *data matrix is nearly square*. For solving RPCA, it deliberately under-samples the available full matrix  $M$  in order to speed up the algorithm. We will refer to this algorithm as NO-RMC (which is short for nearly optimal RMC).

Projected GD is natural heuristic for using GD to solve constrained optimization problems. To solve  $\min_{x \in \mathcal{C}} f(x)$ , after each GD step, it projects the output onto the set  $\mathcal{C}$  before moving on to the next iteration.

*RPCA-GD [8].* Notice that the matrix  $L$  can be decomposed as  $L = \tilde{U}\tilde{V}'$  where  $\tilde{U}$  is an  $n \times r$  matrix and  $\tilde{V}$  is a  $d \times r$  matrix. The algorithm alternately solves for  $S, \tilde{U}, \tilde{V}$ . Like AltProj, it also begins by first estimating the sparse component  $\hat{S}_0$ . Instead of hard thresholding, it uses a more complicated approach called “max-sorting-thresholding” for doing this. It then initializes  $\hat{\tilde{U}}_0$  and  $\hat{\tilde{V}}_0$  via  $r$ -SVD on  $M - \hat{S}_0$  followed by “projecting onto the set of incoherent matrices” (we explain this in the next para). After this, it repeats the following three steps at each iteration: (1) use “max-sorting-thresholding” applied to  $M - \hat{L}_{i-1}$  to obtain  $\hat{S}_i$ ; (2a) implement one gradient descent step for minimizing the cost function  $\mathcal{L}(\tilde{U}, \tilde{V}, S) := \|\tilde{U}\tilde{V}' + S - M\|_F^2 + 0.25\|\tilde{U}'\tilde{U} - \tilde{V}'\tilde{V}\|_F$  over  $\tilde{U}$  while keeping  $\tilde{V}, S$  fixed at their previous values, and (2b) obtain  $\hat{\tilde{U}}_i$  by “projecting the output of step 2a onto the set of incoherent matrices”; and (3) obtaining  $\hat{\tilde{V}}_i$  in an analogous fashion.

The step “projecting onto the set of incoherent matrices” involves the following. Recall from earlier that incoherence (denseness) of left and right singular vectors is needed for static RPCA solutions to work. To ensure that the estimate of  $\tilde{U}$  after one step of gradient descent satisfies this, RPCA-GD projects the matrix onto the “space of incoherent matrices”. This is achieved by clipping: if a certain row has norm larger than  $\sqrt{2\mu r/n}\|\hat{\tilde{U}}_0\|_2$ , then each entry of that row is re-scaled so that the row norm equals this value.

*NO-RMC [16].* The NO-RMC algorithm is designed to solve the more general RMC problem. Let  $\Omega$  denote the set of observed entries and let  $\Pi_\Omega$  denote projection onto a subspace formed by matrices supported on  $\Omega$ <sup>2</sup>. The set  $\Omega$  is generated uniformly at random. NO-RMC modifies AltProj as follows. First, instead of running the algorithm in  $r$  stages, it reduces the number of stages needed. In the  $q$ -th outer loop it projects onto the space of rank  $k_q$  matrices

<sup>2</sup>Thus  $\Pi_\Omega(A)$  zeroes out entries of  $A$  whose indices are not in  $\Omega$  and keeps other entries the same.

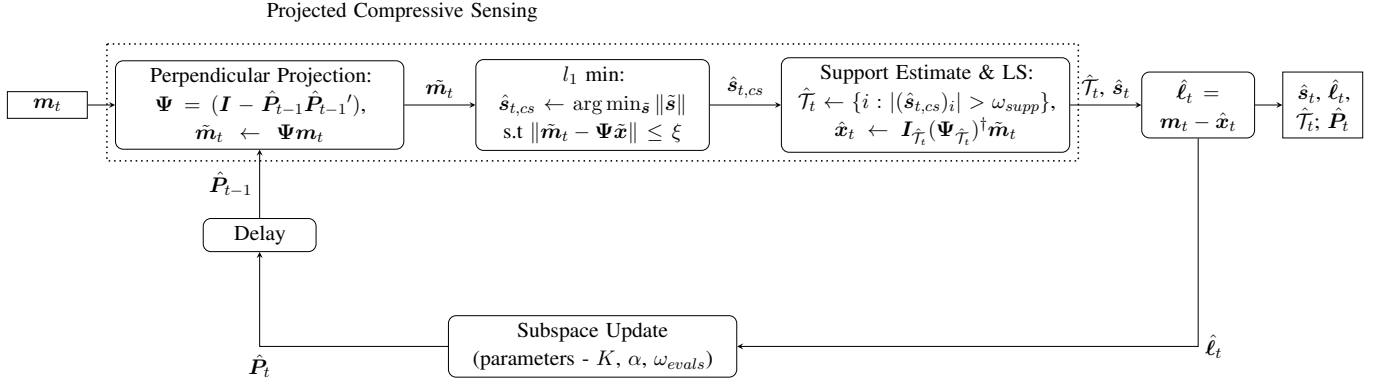


Fig. 4: The Recursive Projected Compressive Sensing (ReProCS) solution framework for dynamic RPCA or robust subspace tracking

(instead of rank  $q$  matrices in case of AltProj). The second change is in the update step of  $\hat{L}$  which now also includes a gradient descent step before the projection. Thus, the  $i$ -th iteration of the  $q$ -th outer loop now computes  $\hat{L}_i = \mathcal{P}_{k_q}(\hat{L}_{i-1} + (1/p)\mathcal{P}_\Omega(M - \hat{L}_{i-1} - \hat{S}_{i-1}))$ . On first glance, the projection onto the space of rank  $k_q$  matrices should need  $O(ndk_q)$  time. However, as the authors explain, because the matrix that is being projected is a sum of a low rank matrix and a matrix with many zeroes (sparse matrix as used in fast matrix algorithms' terminology), the computational cost for this step is actually only  $O(|\Omega|k_q + (n+d)k_q + k_q^3)$  (see page 4 of the paper). The required number of observed entries is roughly  $|\Omega| \approx nr^3 \log n$  whp. This is what results in a significant speed-up. Of course the downside of using an RMC solution for RPCA is that one cannot recover the sparse outlier matrix (this is often the quantity of interest in many applications even though we call them RPCA problems). A second downside is that it requires  $d$  to be of the same order as  $n$ . This is a stringent requirement for high-dimensional datasets for which  $n$  is large, e.g., it is hard to find video sequences that have as many frames as the image size.

#### H. An online solution for static and dynamic RPCA: Recursive Projected Compressive Sensing (ReProCS)

In [12], [14], a novel solution framework called Recursive Projected Compressive Sensing (ReProCS) was introduced to solve the dynamic RPCA problem. In later works, this was shown to be provably correct [32], [26], [27], [33]. With a coarse initialization computed using PCP or AltProj, a ReProCS based algorithm also provides an online solution to the original static RPCA problem.

For both static and dynamic RPCA, under two extra assumptions, the ReProCS framework provides an online (after initialization), fast, memory-efficient, and *highly-robust* solution. By highly-robust we mean that it can tolerate an order-wise larger fractions of outliers than other RPCA approaches. The extra assumptions needed are simple and practically valid: (i) slow subspace change (or fixed subspace in case of static RPCA); and (ii) outlier magnitudes are either all large enough, or most are large enough and the rest are very small. (i) is a natural assumption for static camera videos (with no sudden scene changes). and (ii) is also easy because, by definition, in the sparse+low-rank (S+LR) formulation, an “outlier” is a large magnitude corruption. The very small magnitude ones get classified as small noise.

We explain the ReProCS idea using the dynamic RPCA problem. The modification needed for static RPCA is an obvious one. Recall that dynamic RPCA [12], [13], [14] assumes that a coarse initial subspace estimate is available (computed using a few iterations of PCP or AltProj or GD applied to the first  $t_{\text{train}}$  frames of the data) and that  $\ell_t = P_t a_t$  where the subspace  $P_t$  changes slowly over time. Consider time  $t$ . Let  $\hat{P}_{t-1}$  denote the subspace estimate from the previous time instant,  $(t-1)$ . If this estimate is accurate enough, because of slow subspace change, projecting  $m_t := s_t + \ell_t$  onto its orthogonal complement nullifies most of  $\ell_t$ . To be precise, we compute  $\tilde{m}_t := \Psi m_t$  where  $\Psi := I - \hat{P}_{t-1}\hat{P}_{t-1}'$ . Thus,  $\tilde{m}_t = \Psi s_t + b_t$  where  $b_t := \Psi \ell_t$  and  $\|b_t\|$  is small. Recovering  $s_t$  from  $\tilde{m}_t$  is thus a regular compressive sensing (CS) / sparse recovery problem in small noise [34]. Notice that, even though  $\Psi$  is square, it is rank deficient: it has rank  $n - r$ . This is why we cannot just invert it to estimate  $s_t$ , but

instead need to solve the CS problem. For solving the CS problem, any approach can be used. As an example, one can use  $l_1$  minimization: compute  $\hat{s}_{t,cs}$  using  $l_1$  minimization, followed by thresholding based support estimation to get  $\hat{\mathcal{T}}_t$ , and then a Least Squares (LS) based debiasing step on  $\hat{\mathcal{T}}_t$  to get  $\hat{s}_t$ . The reason we can accurately recover  $s_t$  by solving the CS problem is the following: denseness (incoherence) of the  $P_t$ 's along with slow subspace change can be used to show that the matrix  $\Psi$  satisfies restricted isometry property (RIP) [34] with a small enough RIP constant [14]. Once  $\hat{s}_t$  is available, one can then recover  $\ell_t$  by subtraction: thus  $\hat{\ell}_t = m_t - \hat{s}_t$ .

The  $\hat{\ell}_t$ 's are used in the subspace update step which runs every  $\alpha$  frames. In its simplest form, this involves (i) detecting subspace change, and (ii) obtaining progressively improved estimates of the changed subspace via  $K$  steps of  $r$ -SVD, each done with a new set of  $\alpha$  frames of  $\hat{\ell}_t$ . Here  $r$ -SVD means compute the top  $r$  left singular vectors of  $\hat{L}_{t;\alpha} := [\hat{\ell}_{t-\alpha+1}, \hat{\ell}_{t-\alpha+2}, \dots, \hat{\ell}_t]$ . This step was designed assuming a piecewise constant subspace change model; however, the algorithm itself works even without this assumption (it works for real videos as well). A block diagram of the ReProCS framework is shown in Fig. 4. An offline version of ReProCS updates all past estimates after the best ( $\epsilon$ -accurate) estimate of the current subspace is obtained; and uses this to also get highly accurate estimates of all the  $\ell_t$ 's.

For solving static RPCA, the above approach directly applies, we just eliminate the subspace change detection.

We have explained the latest and simplest version of ReProCS here [33]. Under slightly stronger assumptions on subspace change, for example, if it is known that, at each subspace change time, only one subspace direction change, the SVD step can be replaced by a more powerful approach called projection-SVD [14], [13], [27]. This will be faster *and* it will need an even weaker bound on outlier fractions per row at most times.

*Why this works.* It is not hard to see that the “noise”  $b_t := \Psi \ell_t$  seen by the projected CS step is proportional the error between the subspace estimate from  $(t-1)$  and the current subspace. Using the RIP arguments given above, and the lower bound assumption on most outlier magnitudes, one can ensure that the CS step output is accurate enough and the “large outlier” support is correctly recovered. Redefine this support as  $\mathcal{T}_t$ . With this, it is not hard to see that  $\hat{\ell}_t = \ell_t - e_t$  where  $e_t := s_t - \hat{s}_t$  satisfies

$$e_t := I_{\mathcal{T}_t}(\Psi_{\mathcal{T}_t}' \Psi_{\mathcal{T}_t})^{-1} I_{\mathcal{T}_t}' \Psi' \ell_t$$

and  $\|e_t\|$  is proportional to  $\|b_t\|$ . Consider subspace update. Every time the subspace changes, one can show that the change can be detected within a short delay. After that one can show that the  $K$  SVD (or projection-SVD) steps help get progressively improved estimates of the changed subspace. We explain this briefly. After a subspace change, but before the first SVD step,  $b_t$  is the largest and hence,  $e_t := \hat{s}_t - s_t = \ell_t - \hat{\ell}_t$ , is also the largest for this interval. However, because of slow subspace change, neither is too large. Using the following fact, one can show that the first estimate of the new subspace is “good enough”, i.e., it has error that is *sufficiently* smaller than the error level  $\|\mathbb{E}[e_t e_t']\|$  in this interval. The input to the PCA step is  $\hat{\ell}_t$  and the noise seen by it is  $e_t$ . Notice that  $e_t$  depends on the true data  $\ell_t$  and hence this is a setting of PCA in data-dependent noise [35], [36]. From these works, it is known that the subspace recovery error of the PCA step in this setting is proportional to the ratio between the “noise level” (time averaged noise power plus signal-noise correlation) and the minimum signal space eigenvalue [36]. Since the noise,  $e_t$ , is sparse with support  $\mathcal{T}_t$  that changes enough over time, one can show that the (time-averaged) noise level,  $(\|\sum_t \mathbb{E}[e_t e_t']\| + \|\sum_t \mathbb{E}[\ell_t e_t']\|)/\alpha$ , is at least  $\sqrt{b_0}$  times the instantaneous noise level,  $\|\mathbb{E}[e_t e_t']\| + \|\mathbb{E}[\ell_t e_t']\|$ . Here  $b_0$  is a bound on the fraction of outliers in any row of an  $\alpha$ -frame sub-matrix of the data matrix.

This, in turn, means that the “noise”  $b_t$  seen by the CS step in the second interval is at least  $\sqrt{b_0}$  times smaller than  $\|e_t\|$  in the first interval. Suppose  $b_0 = 0.04$ . Consequently,  $\|e_t\|$  in the second interval is at least 0.2 times  $\|e_t\|$  in the first interval. Repeating the PCA argument given above, this implies that the subspace recovery error after the second SVD step is  $0.2^2 = 0.04$  times  $\|\mathbb{E}[e_t e_t']\|$  in the first interval. Repeating these arguments, after  $K$  steps, the PCA step error will decay to  $0.2^K$  times  $\|e_t\|$  in the first interval.

*ReProCS for matrix completion (MC) and RMC.* The extension of ReProCS to static or dynamic matrix completion and robust matrix completion is straightforward. Essentially, only the sparse recovery step gets modified. In case of

robust MC, the sparse recovery problem becomes one of sparse recovery with partial support knowledge [37].

*Time and storage complexity.* ReProCS storage complexity is  $n\alpha$  in online mode and  $Kn\alpha$  in offline mode. With the choices of  $K$  and  $\alpha$  that suffice for its guarantee (given later), it turns out that the storage complexity is  $O(nr \log n)$  in online mode and  $O(nr \log n \log(1/\epsilon))$  in offline mode. Both are within logarithmic factors of the optimal which is  $O(nr)$ , and thus nearly optimal. The computational complexity is  $O(ndr \log(1/\epsilon))$ : this is the time needed to compute an  $r$ -SVD for an  $n \times d$  matrix with good eigen-gap. Thus, the speed is as fast as it can get without deliberately under-sampling the input data for algorithm speed-up. The ReProCS code is at [http://www.ece.iastate.edu/~hanguo/PracReProCS.html#Code\\_](http://www.ece.iastate.edu/~hanguo/PracReProCS.html#Code_)

### I. Online solution 2: Modified-PCP for RPCA with Partial Subspace Knowledge and for Dynamic RPCA

A simple extension of PCP, called modified-PCP, provides a nice solution to the problem of RPCA with partial subspace knowledge [38]. In many applications, e.g., in face recognition some training data for face images taken in controlled environments (with eyeglasses removed and no shadows) is typically available. This allows one to get “an” estimate of the faces’ subspace. With this extra information, the problem of shadow removal or eyeglass removal from a test face dataset becomes a problem of RPCA with partial subspace knowledge. The test dataset may have more directions of variation of faces (e.g. faces with varying emotions) and may also have outliers such as shadows or eyeglasses.

To understand the solution idea, let  $\mathbf{G}$  denote the basis matrix for this partial subspace knowledge. If  $\mathbf{G}$  is such that the matrix  $(\mathbf{I} - \mathbf{G}\mathbf{G}')\mathbf{L}$  has rank smaller than  $r_L$ , then the following solution approach works better (needs weaker incoherence assumptions on  $\mathbf{L}$ ) than simple PCP:

$$\min_{\tilde{\mathbf{L}}, \tilde{\mathbf{S}}} \|(\mathbf{I} - \mathbf{G}\mathbf{G}')\tilde{\mathbf{L}}\|_* + \lambda \|\tilde{\mathbf{S}}\|_1 \text{ subject to } \tilde{\mathbf{L}} + \tilde{\mathbf{S}} = \mathbf{M}$$

The above solution was called *modified-PCP* because it was inspired by a similar idea, called modified-CS [37], that solves the problem of compressive sensing (or sparse recovery) when using partial support knowledge is available.

Modified-PCP can also be used to solve the dynamic RPCA problem described above. In that case, the subspace estimate from the previous set of  $\alpha$  frames serves as the partial subspace knowledge for the current set. As shown in [38], (both theoretically and experimentally) mod-PCP provides a nice piecewise batch solution to this problem.

### J. Other online heuristics for RPCA and dynamic RPCA (robust subspace tracking)

After the ReProCS algorithm was introduced in 2010 [12], [17], many other online algorithms for RPCA were proposed. None of these come with complete guarantees. We briefly explain these below.

*Algorithm of Mateos and Giannakis (bilinear-dec) [39].* Mateos and Giannakis proposed a robust PCA approach using bilinear decomposition with sparsity control. Their approach uses a Least-Trimmed Squares (LTS) PCA estimator that is closely related to an estimator obtained from an  $l_0$ -norm regularized criterion, adopted to fit a low-rank bilinear factor analysis model that explicitly incorporates an unknown sparse vector of outliers per datum. Efficient approximate solvers are employed by surrogating the  $l_0$ -norm of the outlier matrix with its closest convex approximation. This leads to an M-type PCA estimator.

*Grassmannian Robust Adaptive Subspace Tracking Algorithm (GRASTA) [40].* This borrows the main idea of ReProCS – projected CS followed by subspace update using the estimated true data vectors. But it replaces both the steps by different and approximate versions. For the first step, instead of projected CS, it actually solves an approximation to a sparse regression problem to directly estimate  $\ell_t$  without first getting  $\mathbf{s}_t$  and subtracting it out. It is easy to see that this is equivalent to projected CS (used in ReProCS) with minor differences<sup>3</sup>. In the subspace

<sup>3</sup>To see the equivalence between projected CS and sparse regression, let  $\hat{\mathbf{P}} = \hat{\mathbf{P}}_{t-1}$ . Sparse regression solves:  $\min_{\mathbf{a}, \mathbf{s}} \|\mathbf{m}_t - \hat{\mathbf{P}}\mathbf{a} - \mathbf{s}\|^2 + \|\mathbf{s}\|_1$ . Notice that one can exactly solve for  $\mathbf{a}$  in terms of  $\mathbf{s}$  to get  $\hat{\mathbf{a}}(\mathbf{s}) = \hat{\mathbf{P}}'(\mathbf{m}_t - \mathbf{s})$ . Thus, this problem is equivalent to solving  $\min_{\mathbf{s}} \|(\mathbf{I} - \hat{\mathbf{P}}\hat{\mathbf{P}}')(\mathbf{m}_t - \mathbf{s})\|^2 + \|\mathbf{s}\|_1$ . This is the Lagrangian version of projected CS (used in ReProCS). Now either of these problems is assuming that  $\hat{\mathbf{P}}$  is an approximation to the current subspace and thus both impose either a constraint or a soft constraint on  $(\mathbf{I} - \hat{\mathbf{P}}\hat{\mathbf{P}}')(\mathbf{m}_t - \mathbf{s})$ . GRASTA solves an approximation to sparse regression that instead assumes that  $\hat{\mathbf{P}}$  is indeed equal to the true subspace, so that  $\mathbf{m}_t = \hat{\mathbf{P}}\mathbf{a} + \mathbf{s}$ . With this assumption, sparse regression simplifies to  $\min_{\mathbf{a}} \|\mathbf{m}_t - \hat{\mathbf{P}}\mathbf{a}\|_1$ .



update step, the SVD or projected-SVD used in different variants of ReProCS [12], [17], [14], [33] are replaced by a faster but approximate subspace tracking algorithm called GROUSE [41] that relies on stochastic gradient descent. GRASTA also includes an extension that works for robust matrix completion.

*GoDec* [31]. GoDec can be understood most easily as a precursor to the AltProj algorithm described in detail earlier. Its initialization is a little different, the first step involves low rank projection of the data matrix instead of first removing large outliers. Also, it does not proceed in stages.

*Stochastic Optimization* [42]. In [42], an online algorithm was developed to solve the PCP convex program using stochastic optimization approach. This relies the fact that the nuclear norm of a rank  $r$  matrix  $\mathbf{L}$  can be computed as the minimizer of the squared sum of the Frobenius norms of matrices  $\tilde{\mathbf{U}}$  and  $\tilde{\mathbf{V}}$  under the constraint  $\mathbf{L} = \tilde{\mathbf{U}}\tilde{\mathbf{V}}'$ . We list ORPCA as a heuristic because it only comes with a partial guarantee: the guarantee assumes that the subspace estimate outputted at each time  $t$  is full rank.

*Adaptive Projected Subgradient Method (APSM)* [43], [44]. For the APSM algorithm, at each time instant, a cost function is defined based on the incoming data. This cost function scores a zero loss for a non-empty set of points/possible solutions. The aim is to find a point which belongs to the intersection of all the sets associated with the incoming data. The time instant at which the data contain outlier noise are identified. CoSAMP is used to estimate the sparse outlier vector, and remove it from the data vector.

*pROST* [45] and *ROSETA* [46]. Both these algorithms modify the GRASTA approach, and hence, indirectly rely on the basic ReProCS framework of alternating projected sparse recovery (or regression) and subspace update. pROST replaces  $l_1$  minimization in the sparse regression step by non-convex  $l_0$ -surrogates ( $l_p$  norm minimization for  $p < 1$ ). Therefore, the authors call their algorithm  $l_p$  norm Robust Online Subspace Tracking (pROST). ROSETA uses the same framework but projection coefficients and sparse outliers are computed using an ADMM solver and the subspace estimate is updated using a proximal point iteration with adaptive parameter selection.

### K. Heuristics that use extra application-specific spatial and/or temporal constraints

The algorithms described above only solve the robust PCA or dynamic robust PCA problems, without using extra application specific constraints. Using such constraints can significantly improve algorithm performance when they are valid. There has been a lot of work in this area and it is hard to discuss or even mention all of it in this review article. We mention a few approaches as examples, all of these are motivated by the video analytics application. The incPCP algorithm is a robust PCA based solution for video analytics that is online and near real-time and that uses extra heuristics to deal with camera jitter and to handle panning and camera motion [47]. GOSUS (Grassmannian Online Subspace Updates with Structured-sparsity) [48] is another incremental algorithm that uses structured sparsity of the outlier terms in conjunction with a GRASTA-like (or ReProCS-like) algorithm. Finally two useful modifications of the ReProCS idea exploit the fact that, for many video applications, the foreground (sparse outlier) support changes in a correlated fashion over time. The first, called modified-ReProCS [17], [13], simply assumes slow support change of the sparse outliers. Thus, instead of recovering the outlier vector and its support via  $l_1$  minimization (or CoSaMP etc), it uses the modified-CS idea [37]. Modified-CS is designed to exploit partial support knowledge in sparse signal recovery. The estimate of the outlier support from the previous time instant serves as the partial support knowledge. Replacing Modified-CS by weighted- $l_1$  further helps in certain settings. The support-predicted modified ReProCS approach [49] generalizes this basic idea further to include a support prediction step based on a simple object motion model and a Kalman filter to track the object's motion and velocity.

## III. THEORETICAL GUARANTEES

### A. Guarantees for offline solutions to static RPCA: PCP, AltProj, RPCA-GD NO-RMC

Since the performance guarantees for all the four static RPCA solutions are similar, we discuss all of these in the same section. The difference in performance lies in the computational complexity. Consider PCP. Two sets of guarantees were proved for it in the two parallel works that studied it [4], [5]. The work of [6] improved upon

the results of [5]. Both made the following denseness / non-sparseness / incoherence assumption on the left and right singular vectors of the  $n \times d$  matrix  $\mathbf{L}$  with rank  $r_L$ . Let  $\mathbf{L} \stackrel{\text{SVD}}{=} \mathbf{U}\Sigma\mathbf{V}'$  be the reduced SVD of  $\mathbf{L}$ . Since the left and right singular vectors,  $\mathbf{U}$  and  $\mathbf{V}$ , have unit (Euclidean) norm columns, the simplest way to ensure that the columns are dense (non-sparse) is to assume that the magnitude of each entry of  $\mathbf{U}$  and  $\mathbf{V}$  is small enough. A slightly weaker assumption than this, but one that suffices, is to assume an upper bound on the norms of each row of  $\mathbf{U}$  and of  $\mathbf{V}$ . Consider  $\mathbf{U}$  which is  $n \times r_L$ . In the best (most dense) case, all its entries would be equal and would just differ in signs. Thus each entry of  $\mathbf{U}$  would have magnitude  $1/\sqrt{n}$  and so each row will have norm  $\sqrt{r_L/n}$ . The actual assumption relaxes this to saying that each row norm is within a constant factor of this best case value. Thus,

$$\max_{i=1,2,\dots,n} \|\mathbf{U}^{(i)}\|_2 \leq \sqrt{\mu \frac{r_L}{n}} \quad (\text{left incoherence})$$

where  $\mu \geq 1$  is a constant called the incoherence parameter that quantifies the non-denseness of  $\mathbf{U}$ . Here  $\mathbf{U}^{(i)}$  refers to its  $i$ -th row. Similarly, since  $\mathbf{V}$  is  $d \times r_L$ , we assume that

$$\max_{i=1,2,\dots,d} \|\mathbf{V}^{(i)}\|_2 \leq \sqrt{\mu \frac{r_L}{d}} \quad (\text{right incoherence})$$

The result of [4] also made the following much stronger assumption which we will refer to as “*strong incoherence*”:

$$\max_{i=1,2,\dots,n, j=1,2,\dots,d} |(\mathbf{U}\mathbf{V}')_{i,j}| \leq \sqrt{\mu \frac{r_L}{nd}} \quad (\text{strong incoherence})$$

This is saying that the inner product of any row of  $\mathbf{U}$  with that of any row of  $\mathbf{V}$  is bounded by the bound on the RHS. Observe that this bound is  $1/\sqrt{r_L}$  times what left and right incoherence and using Cauchy-Schwartz would imply. This is why the above is a strong requirement. To ensure that the sparse matrix  $\mathbf{S}$  is not low rank, the two results proceeded differently. The first assumes a uniformly randomly generated support while the second bounds fraction of outliers in any row or column of the data matrix.

The guarantee of [4] says the following. Suppose that PCP can be solved exactly and we set the parameter  $\lambda = 1/\sqrt{\max(n, d)}$ . Denote its solutions by  $\hat{\mathbf{L}}, \hat{\mathbf{S}}$ . With probability at least  $1 - cn^{-10}$ ,  $\hat{\mathbf{L}} = \mathbf{L}$  and  $\hat{\mathbf{S}} = \mathbf{S}$  if

- 1) left incoherence, right incoherence, and strong incoherence hold with parameter  $\mu$ ,
- 2) support of  $\mathbf{S}$  is generated uniformly at random,
- 3) the support size of  $\mathbf{S}$ , denoted  $m$ , and the rank of  $\mathbf{L}$ ,  $r_L$ , satisfy:  $\frac{m}{nd} \leq c$  and  $r_L \leq \frac{c \min(n, d)}{\mu(\log n)^2}$ .

Here and elsewhere the letter  $c$  is reused to denote different numerical constants each time. The guarantee of [6], which improved the result of [5], says the following. Suppose that the PCP program can be solved exactly with parameter  $\lambda$  in a certain range (that depends on model parameters). We have  $\hat{\mathbf{L}} = \mathbf{L}$  and  $\hat{\mathbf{S}} = \mathbf{S}$  if

- 1) left incoherence and right incoherence hold with parameter  $\mu$ , and
- 2) outlier-frac-row  $< \frac{c}{\mu r}$  and outlier-frac-col  $< \frac{c}{\mu r}$ .

Consider the three non-convex solutions described earlier – AltProj, RPCA-GD and NO-RMC. The first thing to point out is that, since these are iterative algorithms, they guarantee that within  $K$  iterations, with  $K = C \log(1/\epsilon)$ , one can achieve recovery error  $\|\hat{\mathbf{L}} - \mathbf{L}\|_F \leq \epsilon \|\mathbf{L}\|_F$  (or some bound the max norm of the error). This guarantee may seem weaker than that for PCP which guarantees exact recovery, however it is really not. The reason is that any solver (the iterative algorithm for finding a solution) of the convex program PCP is only guaranteed to get you within  $\epsilon$  error of the true solution of PCP in a finite number of iterations.

The AltProj performance guarantee needs exactly the same two assumptions as the second result above [7]. RPCA-GD also needs the same two assumptions, but it needs a tighter outlier fraction bound of  $c/r_L^{1.5}$  instead of just  $c/r_L$  [8]. NO-RMC needs above two assumptions *and* it requires that  $n$  and  $d$  be of the same order [16]. This is a strong requirement, e.g., for videos typically  $d$  is much smaller than  $n$ . We summarize all the above guarantees and those for ReProCS (for solving static RPCA) in Table I.

### B. Guarantees for ReProCS: an online solution to RPCA and dynamic RPCA (robust subspace tracking)

As noted earlier, ReProCS provides an online, fast, and memory-efficient, solution to both dynamic and static RPCA. Under simple extra assumptions, the ReProCS solution also has significantly better outlier tolerance than all existing approaches. We explain its guarantee for dynamic RPCA here [33], [27], [26].

*Slow subspace change.* Consider dynamic RPCA. Recall that  $\mathbf{m}_t = \ell_t + \mathbf{s}_t$ ,  $\mathbf{s}_t$  has support denoted by  $\mathcal{T}_t$ , and  $\ell_t = \mathbf{P}_t \mathbf{a}_t$ . Assume that  $\mathbf{P}_t$  is piecewise constant with time, and when it changes, it changes by a little. To be precise, let  $t_j$ , for  $j = 1, 2, \dots, J$ , denote the subspace change times with  $t_0 = 1$  and  $t_{J+1} = d$ . Then,

$$\mathbf{P}_t = \mathbf{P}_{t_j} \text{ for all } t \in [t_j, t_{j+1}), j = 0, 1, 2, \dots, J \quad (\text{piecewise constant subspace change})$$

and the chordal distance between consecutive subspaces is bounded as:

$$\text{dist}(\mathbf{P}_{j-1}, \mathbf{P}_j) \leq \Delta \ll 1 \quad (\text{small subspace change})$$

(in the above we have misused notation and let  $\mathbf{P}_j := \mathbf{P}_{t_j}$ ). Here  $\text{dist}(\hat{\mathbf{P}}, \mathbf{P})$  is the chordal distance defined earlier. In addition, we assume that all the principal angles between the two subspaces are of the same order. One way to enforce this is by requiring that

$$\sin \theta_{\max}(\mathbf{P}_{j-1}, \mathbf{P}_j) \leq 25 \sin \theta_{\min}(\mathbf{P}_{j-1}, \mathbf{P}_j) \quad (\text{roughly equal principal angles of change})$$

This along with small subspace change helps ensure that  $\sin \theta_{\max}(\mathbf{P}_{j-1}, \mathbf{P}_j) \leq \Delta/\sqrt{r}$ . It is also necessary to ensure that a change in subspace can be detected reliably.

*Left and right incoherence and mutual independence of  $\mathbf{a}_t$ 's.* In order to separate the  $\ell_t$ 's from sparse  $\mathbf{s}_t$ 's, ReProCS needs to assume denseness of the  $\mathbf{P}_j$ 's. This is enforced by assuming that (left incoherence) holds with parameter  $\mu$  for  $\mathbf{U} \equiv \mathbf{P}_j$ , for all  $j$ . Instead of right incoherence, we assume the following: the principal subspace coefficients  $\mathbf{a}_t$  are assumed to be zero mean, mutually independent, and element-wise bounded with diagonal covariance matrix  $\mathbf{\Lambda}$ . Here element-wise bounded means that  $(\mathbf{a}_t)_i^2 \leq \mu \lambda_i(\mathbf{\Lambda})$  for all  $t$  and all  $i$ . It is similar to the right incoherence assumption defined earlier for static RPCA solutions. There are minor differences because we put statistical assumptions on the  $\mathbf{a}_t$ 's and hence on the columns of  $\mathbf{L}$ .

*Outlier fraction bounds.* ReProCS needs different bounds on outlier-frac-col and outlier-frac-row. The row bound can be much larger. Clearly, outlier-frac-col =  $\max_t |\mathcal{T}_t|/n$ . Because ReProCS is an online approach that updates the subspace estimate every  $\alpha$  frames, it needs to bound the maximum fraction of outliers in any row of a sub-matrix of  $\mathbf{M}$  consisting of  $\alpha$  consecutive columns [27]. We will refer to this quantity as outlier-frac-row( $\alpha$ ).

Pick an  $\epsilon < 0.1 \sin \theta_{\min}(\mathbf{P}_{j-1}, \mathbf{P}_j)$  and define

$$K = K(\epsilon) := C \log \frac{\Delta}{\epsilon}, \text{ and } \alpha = C(r \log n).$$

With probability at least  $1 - 10dn^{-10}$ , ReProCS obtains an  $\epsilon$ -accurate estimate of the changed subspace within a delay of  $O(r \log n \log(1/\epsilon))$  after the change if the following hold: its 4 parameters are appropriately set,

- 1) left and right incoherence and mutual independence of  $\mathbf{a}_t$ 's holds;
- 2) outlier fraction bounds: outlier-frac-col  $\in O(1/r)$  and outlier-frac-row( $\alpha$ )  $\in O(1)$ ;
- 3) slow subspace change:  $\mathbf{P}_t$  satisfies (piecewise constant subspace change), (small subspace change), and (roughly equal principal angles), with  $t_{j+1} - t_j \geq (K + 2)\alpha$ ,  $\Delta \leq 0.05$ , and  $15(\Delta + \epsilon)\sqrt{\lambda^+} < \min_t (\min_{i \in \mathcal{T}_t} |(\mathbf{s}_t)_i|)$ ;
- 4) initialization: AltProj or PCP applied to  $\mathbf{M}_{[1, t_{\text{train}}]}$  return an initial estimate  $\hat{\mathbf{P}}_{0, \text{init}}$  that satisfies  $\sin \theta_{\max}(\hat{\mathbf{P}}_{0, \text{init}}, \mathbf{P}_0) \leq \Delta/\sqrt{r}$ , and  $t_1 - t_{\text{train}} > K\alpha$ ;

Under the same assumptions, ReProCS can also be shown to return progressively improving subspace estimates with each subspace update step. The same type of guarantee also holds for the normalized error of each column  $\ell_t$  of  $\mathbf{L}$ . Finally, under the above assumptions, the offline version of ReProCS returns  $\epsilon$ -accurate estimates of the subspaces and of the  $\ell_t$ 's at all times.

The above is the simplest form of our guarantee. The lower bound on the minimum nonzero entry of  $\mathbf{s}_t$  in the slow subspace change assumption seems counter-intuitive since small magnitude outliers should not be problematic.

TABLE I: Comparing provably correct solutions for the original static RPCA problem.

Algorithm	Outlier tolerance, rank of $\mathbf{L}$	Assumptions	Memory, Time	# par.
PCP(C) [4] (batch)	outlier-frac-row $\in O(1)$ outlier-frac-col $\in O(1)$ $r \leq \frac{c \min(n,d)}{\log^2 n}$	strong incoherence, unif. random support,	Memory: $O(nd)$ Time: $O(nd^2 \frac{1}{\epsilon})$	zero
AltProj [7], (batch)	outlier-frac-row $\in O(1/r)$ outlier-frac-col $\in O(1/r)$		Memory: $O(nd)$ Time: $O(ndr^2 \log \frac{1}{\epsilon})$	2
RPCA-GD [8] (batch)	outlier-frac-row $\in O(1/r^{1.5})$ outlier-frac-col $\in O(1/r^{1.5})$		Memory: $O(nd)$ Time: $O(ndr \log \frac{1}{\epsilon})$	5
NO-RMC [16] (batch)	outlier-frac-row $\in O(1/r)$ outlier-frac-col $\in O(1/r)$	$d \approx n$	Memory: $O(nd)$ Time: $O(nr^3 \log n \log \frac{1}{\epsilon})$	4
ReProCS [12], [13] (online)	outlier-frac-row $\in O(1)$ outlier-frac-col $\in O(1/r)$	outlier mag. lower bounded, init data: AltProj assu's, $\mathbf{a}_t$ 's independent	Memory: $O(nr \log n \log \frac{1}{\epsilon})$ Time: $O(ndr \log \frac{1}{\epsilon})$	4

*Note:* For simplicity, we ignore all dependence on condition numbers. All algorithms also require left and right incoherence and hence these are not listed. “# par.” refers to number of parameters that need to be set.

This is indeed true. This can be easily relaxed to only requiring that most outlier entries are large enough and the rest are very small.

Notice that ReProCS can track a changing subspace within just  $O(r \log n \log(1/\epsilon))$  frames. This delay is nearly optimal since it is larger than  $r$  by only logarithmic factors and  $r$  is the minimum delay required to even define an  $r$ -dimensional subspace. Moreover, it can tolerate a constant fraction of outliers per row without needing any assumption on how the outlier support is generated. The main extra assumptions it needs for this are accurate initialization, slow subspace change, and a mild lower bound on most outlier magnitudes. We discuss these points in detail below and also in Table II. The above result for ReProCS is the best one [33], [27]. It is a significant improvement upon our earlier complete correctness guarantees [26], [32].

In the above simplified discussion, the condition number  $f$  of  $\mathbf{\Lambda} := \mathbb{E}[\mathbf{a}_t \mathbf{a}_t']$  is ignored (is treated as a constant).

*ReProCS for static RPCA.* A corollary for the original robust PCA problem is almost immediate. The slow subspace change assumption disappears, all other requirements remain the same. Thus the initial subspace estimate needs to satisfy  $\sin \theta_{\max}(\hat{\mathbf{P}}_{0,\text{init}}, \mathbf{P}_0) \leq \Delta/\sqrt{r}$  with  $\Delta$  satisfying the bounds given in the slow subspace condition.

### C. Guarantees for Modified-PCP

The guarantee for Modified-PCP [38] was proved using ideas borrowed from [4] for PCP. Consider the dynamic RPCA problem. Modified-PCP splits the data matrix into pieces  $\mathbf{L}_1, \mathbf{L}_2, \dots, \mathbf{L}_J$ . It recovers  $\mathbf{L}_j$  using the column space estimate of  $\mathbf{L}_{j-1}$  as partial subspace knowledge.  $\mathbf{L}$  is recovered correctly under the following assumptions:

- 1)  $\mathbf{L}_0$  is correctly recovered using PCP and thus needs to satisfy the PCP assumptions.
- 2) The subspace changes every so often and changes by adding or removing directions from the previous one.
- 3) Support of  $\mathbf{S}$  is generated uniformly at random.
- 4) Left incoherence holds for  $\mathbf{P}_j$ 's; right incoherence holds for  $\mathbf{V}_{j,\text{new}}$ ; and strong incoherence holds for the pair  $\mathbf{P}_{j,\text{new}}, \mathbf{V}_{j,\text{new}}$ . Here  $\mathbf{V}_{j,\text{new}}$  is the matrix of right singular vectors of  $\mathbf{L}_j$  corresponding to the new directions denoted  $\mathbf{P}_{j,\text{new}}$ .
- 5) The support size of the support of  $\mathbf{S}$ ,  $m$ , and the rank of  $\mathbf{L}$ ,  $r_L$ , satisfy:  $\frac{m}{nd} \leq c$  and  $r_L \leq \frac{c \min(n,d)}{\mu(\log n)^2}$ .

Thus, like [4], Modified-PCP also needs uniformly randomly generated support sets which is an unrealistic requirement. Moreover it needs strong incoherence albeit a weaker version of it than PCP. Finally its slow subspace change assumption is unrealistic and much stronger compared to what ReProCS needs.

TABLE II: Comparing all static and dynamic RPCA solutions - both with and without guarantees. The methods are chronologically ordered.

algorithm	outlier tolerance & rank of $\mathbf{L}$ or how well it works in practice	assumptions if guarantee exists	memory, time complexity or practical speed	mode (# par.)
RSL [2]	works well	no guarantee	slower	batch (0)
i-RSL [29], [30]	never works	no guarantee	slower	online (0)
PCP(C) [4]	outlier-frac-row $\in O(1)$ outlier-frac-col $\in O(1)$ $r_L \leq \frac{c \min(n,d)}{\log^2 n}$	unif. random support, strong incoherence	memory: $O(nd)$ time: $O(nd^2 \frac{1}{\epsilon})$	batch (0)
ReProCS [12], [13]	works well	partial guarantee	fast	online (4)
GRASTA [40]	works	no guarantee	faster	online (0)
Bilinear-dec[39]	never works	partial guarantee		online (1)
ORPCA [42]	works well	partial guarantee	faster	online (3)
GoDec [31]	works	partial guarantee	fast	batch (3)
pRoST [45]	works	no guarantee	slower	online (2)
AltProj [7],	outlier-frac-row $\in O(1/r_L)$ outlier-frac-col $\in O(1/r_L)$	no extra assump.	memory: $O(nd)$ time: $O(ndr_L^2 \log \frac{1}{\epsilon})$	batch (2)
modified-PCP [38]	outlier-frac-row $\in O(1)$ outlier-frac-col $\in O(1)$ $r_L \leq \frac{c \min(n,d)}{\log^2 n}$	unif. random support, strong incoherence (weaker), slow subspace change (strong), init data: AltProj assump.	memory: $O(nr \log^2 n)$ time: $O(n dr \log^2 n \frac{1}{\epsilon})$	online (1)
APSM [44]		partial guarantee		online (3)
RPCA-GD [8]	outlier-frac-row $\in O(1/r_L^{1.5})$ outlier-frac-col $\in O(1/r_L^{1.5})$	no extra assump.	memory: $O(nd)$ time: $O(n dr_L \log \frac{1}{\epsilon})$	batch (5)
NO-RMC [16]	outlier-frac-row $\in O(1/r_L)$ outlier-frac-col $\in O(1/r_L)$	$d \approx n$	memory: $O(nd)$ time: $O(nr_L^3 \log n \log \frac{1}{\epsilon})$	batch (5)
Provable ReProCS - old [32], [26] (solves dynamic RPCA)	outlier-frac-row $\in O(1)$ outlier-frac-col $\in O(1/r)$	ReProCS-best assump's, and outlier supp. change model, slow subspace change (strong)	memory: $O(nr \log n \log \frac{1}{\epsilon})$ time: $O(n dr \log \frac{1}{\epsilon})$	online (4)
stream-RPCA [50]	outlier-frac-row $\in O(1/r_L)$ outlier-frac-col $\in O(1/r_L)$	$r_L = r = 1$	memory: $O(nr)$ time: $O(n dr_L \log \frac{1}{\epsilon})$	online (5)
Provable ReProCS - best [27] (solves dynamic RPCA)	outlier-frac-row $\in O(1)$ outlier-frac-col $\in O(1/r)$	outlier mag. lower bounded, slow subspace change, $\mathbf{a}_t$ 's independent, init data: AltProj assump.	memory: $O(nr \log n \log \frac{1}{\epsilon})$ time: $O(n dr \log \frac{1}{\epsilon})$	online (4)

*Note:* For algorithms that come without guarantees or with partial guarantees, we specify this in the “assumptions” column. For all these algorithms in the “outlier tolerance” column, we list “works”, “works well” or “never works”. This information is based on the comparisons shown in [13] (for iRSL and bilinear-dec) or in the next section. In the memory, time complexity column, we list “fast”, “faster”, or “slower”. This information is again based on experiments described in the next section. The dynamic RPCA solutions assume subspace at any time has dimension  $r$  and there are a total of  $J$  subspace changes. Thus  $r_L = rJ$ .

### D. Streaming RPCA

In a recent preprint [50], a streaming and memory-optimal algorithm for solving the original (static) RPCA problem is developed and analyzed for the  $r_L = 1$  case. This is called streaming RPCA. It is a truly streaming method in the sense that it requires only one pass through each data point and hence does not require storing any data. However, its guarantee is only for one-dimensional RPCA and that makes it very restrictive. In practice, streaming-RPCA is also an online method, although it is not provably so (its guarantee is only for the final output).

### E. Early partial guarantees for online RPCA solutions

The first guarantee for any online algorithm for RPCA appeared in [14] for ReProCS. This result was a *partial guarantee*: it assumed that the intermediate subspace estimates outputted by ReProCS at each subspace update time satisfy the denseness (incoherence) condition. However, most of the other assumptions that are used even in the



best complete correctness guarantee stated above were first introduced in this early work. The final result still builds upon its basic proof techniques.

In work that followed soon after, Xu et al. [42] introduced a stochastic optimization based algorithm called ORPCA to solve the PCP convex program in an online fashion. They also provided a *partial guarantee* for it: the guarantee assumed that the subspace estimate outputted at each time  $t$  was full rank. Under this assumption it showed that the ORPCA output will *asymptotically* converge to the solution of PCP. To our best knowledge, there has been no follow-up work that provides a correctness result for ORPCA.

#### F. Comparing the various guarantees

We provide a summary of the comparisons in Tables I and II. The former compares solutions for only the original RPCA problem. The latter compares solutions to both RPCA and dynamic RPCA and it also lists algorithms with partial guarantees and those without any guarantees. The listing in this table is in chronological order.

*Incoherence.* All solutions need a form of left and right incoherence.

*Outlier tolerance,  $r$  or  $r_L$ , and other assumptions.* The guarantee for PCP by [4] allows outlier fractions per row and per column to be  $O(1)$  while still allowing the rank  $r_L$  to be nearly linear in the matrix dimensions. This is the best bound, however, this is possible only because it assumes a uniformly randomly generated outlier support and strong incoherence of left and right singular vectors. Both are very strong requirements. The former is discussed earlier, the latter implies that video objects are only one or a few pixels wide and jumping around randomly. This is clearly impractical. On the other hand, the PCP guarantee by [6] and the guarantee for AltProj [7] need the outlier fractions to be  $O(1/r_L)$  while RPCA-GD needs a bound of  $O(1/r_L^{1.5})$  [8]. These are tighter bounds, however these results do not make assumptions on how the outlier support was generated and do not need strong incoherence either. ReProCS achieves the best of both worlds under mild extra assumptions [27]. It does not need uniform random supports or strong incoherence. Even without these strong assumptions, for the data matrix after  $t_{\text{train}}$  it tolerates outlier-fraction-row  $\in O(1)$  and outlier-fraction-col  $\in O(1/r)$ . Both are weaker than  $O(1/r_L)$ . Recall that, if the subspace changes  $J$  times, in general,  $r_L = rJ$ . In practice, a weaker bound on outlier fractions means that video foreground objects that move slowly or are occasionally static are tolerated (outlier-fraction-row bound), and large sized foreground objects are tolerated (outlier-fraction-col bound). We also observe this in our experimental evaluations.

The extra assumptions needed by ReProCS are (a) the outlier magnitudes are either large enough or very small (small noise) and (b) slow subspace change (or the subspace is fixed in case of static RPCA). The former is an assumption that follows directly from the definition of an outlier. The latter is a natural assumption for slow changing data sequences, e.g., static camera videos (with no sudden scene changes), but fails in case of moving cameras. (c) A third technical assumption needed by ReProCS is mutual independence of the  $\ell_t$ 's. For the video application, this is valid if  $\ell_t$  is used to denote the mean subtracted background image, thus  $\ell_t$  denotes the change in background at time  $t$  w.r.t. a mean background image. As explained in [26], this can be replaced by a milder autoregressive model assumption also. (d) Finally, of course, ReProCS needs a good enough initialization provided by another method; thus the initial  $t_{\text{train}}$  frames need to satisfy the tighter outlier fraction bounds needed by PCP, AltProj or GD.

*Memory complexity.* In terms of memory complexity, Streaming-RPCA [50] is optimal. It is also a streaming solution. But it works only for  $r_L = r = 1$  dimensional RPCA and it needs the outlier fraction bounds of AltProj. ReProCS is nearly memory optimal since requires  $O(\alpha) = O(nr \log n)$  memory in online mode. All the other methods need to store the entire data matrix and thus need memory of  $O(nd)$ . As we explain later, it is easy to design a streaming ReProCS-based algorithm by replacing the SVD steps by the block stochastic power method.

*Time complexity.* In terms of speed, NO-RMC is the fastest, it needs time of order  $O(nr_L^3 \log n)$  [16]. ReProCS is the second fastest, it needs  $O(ndr \log(1/\epsilon))$  time while GD is only slightly slower with  $O((ndr_L \log(1/\epsilon)))$ .

NO-RMC is the fastest because it deliberately under-samples the data matrix  $M$  by randomly throwing away some of its entries and using only the rest even when all are available. However, because of this, it requires the largest lower bound on  $d$  (it needs  $d \geq cn$  while all others need  $d$  to be only a little more than  $r$ ) and it *cannot*

recover the outlier matrix  $S$  or its support. ReProCS is the second fastest but needs the extra assumptions described above. GD is almost as fast as ReProCS but needs a much tighter outlier fraction bound.

Streaming RPCA has the same computational complexity as ReProCS but it works only for one-dimensional RPCA. Convex programs are the slowest. PCP needs  $O(nd^2/\epsilon)$  time. AltProj reduces this significantly to  $O(ndr^2 \log(1/\epsilon))$  without needing any other extra assumptions.

*Online and practical performance.* ReProCS, streaming-RPCA, ORPCA, and GRASTA are online solutions. ORPCA only comes with a partial guarantee and GRASTA comes with none. ReProCS outperforms all these for videos with large-sized or slow moving foreground objects. But GRASTA and ORPCA are faster than ReProCS in practice. ReProCS is faster than PCP, AltProj and RPCA-GD and AltProj is also faster than RPCA-GD.

#### IV. ALTERNATE FORMULATION: AN ENTIRE DATA VECTOR IS AN OUTLIER OR INLIER

##### A. Problem statement

There is a long body of old and recent work that studies the following problem: given a set of  $d$  points in  $\mathbb{R}^n$ , suppose that the *inlier* points lie in a given (unknown) low-dimensional subspace, while *outlier* points are all points that do not. Thus, an entire data vector is either an inlier or an outlier. Also suppose that the fraction of outliers is less than 50% of all data points. Then, how does one find the low-dimensional subspace? In recent literature, this body of work has been referred to as “mean absolute deviation rounding (MDR)”, [23] “outlier-robust PCA” [51], “PCA with contaminated data” [52] or more recently as “robust subspace recovery” [22]. In older work, this body of work has been referred to as Robust PCA (ROBPCA) [53].

This is a harder problem to solve especially when the fraction of outliers is large since, in this case, entire data vectors get classified as outliers and thrown away. While many algorithms have been proposed in recent literature, complete guarantees under simple assumptions are hard to obtain. An exception is the outlier pursuit idea described below, however its guarantee needs a tight bound on number of outliers (similar to PCP and other batch S+LR solutions). Most other guarantees that exist only prove asymptotic convergence of the iterates of the algorithm to either a stationary point or a local minimum of the chosen cost function; and/or lower bound some performance metric for the solution, e.g., explained variance or mean absolute deviation.

##### B. History

The robustness of PCA methods was first addressed in the field of statistics and neural networks, respectively. In the statistics literature in 1980s, the predominant approach consists in replacing the standard estimation of the covariance matrix with a robust estimator of the covariance matrix [54], [55]. This formulation weights the mean and the outer products which form the covariance matrix. Calculating the eigenvalues and eigenvectors of this robust covariance matrix gives eigenvalues that are robust to sample outliers. The result is more robust, but unfortunately is limited to relatively low-dimensional data. The second approach to robust PCA uses this idea along with projection pursuit techniques [56], [57]. The idea here is to first find the top robust principal component, then project it out and compute the residual for each data point. Compute the second robust PC by applying the same idea on the residual; repeat this process. In the old neural network literature in 1990s, Xu and Yuille [1] first addressed the problem of robust PCA by designing a neural network that relied on self-organizing rules based on statistical physics. The PCA energy function proposed by Oja was generalized by adding a binary decision field with a given prior distribution in order to take into account the outliers. The binary variables are zero when a data sample is considered an outlier.

##### C. Low-rank plus column-sparse interpretation: outlier pursuit

Borrowing ideas from the S+LR literature, one way to reformulate the above problem is as follows. The data matrix  $M$  can be split as  $M = L + S_C$  where  $S_C$  is a column-sparse matrix (many columns are zero and some

are nonzero) [21]. With this reformulation, an easy extension of the PCP idea can solve this problem. This was called “outlier pursuit” in [21] and solves

$$\min_{\tilde{\mathbf{L}}, \tilde{\mathbf{S}}} \|\tilde{\mathbf{L}}\|_* + \lambda \|\tilde{\mathbf{S}}_C\|_{2,1} \text{ subject to } \mathbf{M} = \tilde{\mathbf{L}} + \tilde{\mathbf{S}}_C$$

Here  $\|\tilde{\mathbf{S}}\|_{2,1}$  is the  $l_1$  norm of the vector of column-wise  $l_2$  norms. It is a commonly used convex surrogate for promoting group sparsity in the compressive sensing literature. The same program was also proposed in almost parallel work by McCoy and Tropp [23] where it was called Low-Leverage Decomposition (LLD). Xu et. al [21] proved that the solution to the above program correctly recovers the column space of  $\mathbf{L}$  and correctly identifies the column support of  $\mathbf{S}_C$  if

- 1) the fraction of corrupted columns of  $\mathbf{S}_C$  is  $O(1/r)$ ; and
- 2) if the matrix  $\mathbf{L}$  is column-incoherent, i.e., the row norm of the matrix of its right singular vectors is bounded by  $\mu r / ((1 - \gamma)n)$ . Here  $\gamma$  is the outlier fraction.

This is a nice and simple correctness guarantee but it requires the same tight bound on outlier fractions that the S+LR series of works needs. Also in this case the outlier is defined differently.

#### D. Maximizing Mean absolute Deviation via MDR

In [23], McCoy and Tropp developed a randomized algorithm that they call Mean absolute Deviation Rounding (MDR) to approximate the robust first principal component (PC). This is defined as  $v_{MDR} := \max_{v: \|v\|=1} \|\mathbf{M}'v\|_1 := \max_{v: \|v\|=1} \sum_i |v' \mathbf{m}_i|$ . This cost is called “mean absolute deviation” (MAD) and is a classical metric for robust estimation known since the work of Huber going back to the 1980s. The later principal components can be computed by projecting the data vectors orthogonal to the subspace spanned by the previous ones (the projection pursuit PCA idea of Huber). The MDR solution is a computationally efficient algorithm based on this idea. It proceeds as follows. It first defines and solves a Semi-Definite Programming (SDP) relaxation of the original maximizing MAD problem. The SDP can be solved in polynomial time where as the original problem is non-convex. Next, it uses the output of the SDP in a randomization procedure to generate  $K$  candidate guesses of  $v_{MDR}$ . The algorithm then picks the “best” one (the one that maximizes the MAD) and outputs that as an estimate of  $v_{MDR}$ . The authors show that the MDR algorithm is guaranteed to provide an estimate of the first robust PC whose mean absolute deviation is at least  $(1 - \epsilon)$  times that of  $v_{MDR}$  w.h.p. The probability is high enough when  $K$  is large enough.

#### E. Outlier-Robust PCA [51]

Given a mix of authentic and corrupted points, Xu et al. [51] proposed the High-dimensional Robust PCA (HR-PCA) approach. This attempts to find a low-dimensional subspace that captures as much variance of the authentic points as possible. As explained in [51], HR-PCA alternates between a PCA and a “random removal” step in each iteration. For the PCA step, a candidate subspace is found via PCA on the “clean points” identified by the previous iteration. Its quality is measured by computing its trimmed variance (TV) which is defined as  $TV(\hat{\mathbf{P}}) := \sum_{j=1}^r \sum_{k=1}^r |\hat{\mathbf{P}}_j' \mathbf{m}_{(k)}|^2 / r$ . Here  $|\hat{\mathbf{P}}_j' \mathbf{m}_{(k)}|$  is the  $k$ -th order statistic ( $k$ -th largest entry) among the “clean” data points in the current iteration  $|\hat{\mathbf{P}}_j' \mathbf{m}_i|, i = 1, 2, \dots$ . In the first iteration, all points are treated as “clean points”. In consecutive iterations, this number is reduced by one by using “random removal” done as follows: the probability of a point  $\mathbf{m}_i$  being removed is proportional to  $\sum_{j=1}^r (\hat{\mathbf{P}}_j' \mathbf{m}_i)^2$ . In the end, the algorithm compares the subspace estimates from all iterations and picks the one with largest TV. The guarantee given for HR-PCA provides a lower bound on the expressed variance (EV) of the computed principal components. The obtained bound is hard to parse. As explained by the authors, it shows that the expressed variance is greater than zero (the solution is not meaningless) whenever the fraction of outliers is less than 50%. On the other extreme, if the fraction of outliers goes to zero with  $n$ , then asymptotically the expressed variance goes to one (this corresponds to perfect recovery).

### F. Solutions for “Robust Subspace Recovery”

Robust subspace recovery as addressed by Lerman et al. [22] aims to recover the underlying subspace,  $\mathbf{P}$ , from a dataset consisting of inlier and outlier points by using the following robust M-estimator:

$$\min_{\mathbf{P}: \mathbf{P}'\mathbf{P}=\mathbf{I}} \sum_{i=1}^d \|\mathbf{m}_i - \mathcal{P}_{\mathbf{P}}\mathbf{m}_i\| = \sum_{i=1}^d \|\mathcal{P}_{\mathbf{P}_{\perp}}\mathbf{m}_i\|.$$

Here  $\mathbf{P}_{\perp}$  is the orthogonal complement of  $\mathbf{P}$ , and  $\mathcal{P}_{\mathbf{P}}$  and  $\mathcal{P}_{\mathbf{P}_{\perp}}$  denote orthogonal projections onto  $\mathbf{P}$  and  $\mathbf{P}_{\perp}$  respectively. Since one needs to minimize over all matrices  $\mathbf{P}$  with orthonormal columns, the above is a non-convex problem. However, notice that  $\sum_{i=1}^d \|\mathcal{P}_{\mathbf{P}_{\perp}}\mathbf{m}_i\| = \sum_{i=1}^d \|\mathbf{P}_{\perp}\mathbf{P}_{\perp}'\mathbf{m}_i\|$ . The matrix  $\mathbf{Q} := \mathbf{P}_{\perp}\mathbf{P}_{\perp}'$  is a projection matrix with properties  $\mathbf{Q} = \mathbf{Q}'$ ,  $\mathbf{Q}^2 = \mathbf{Q}$  and  $\text{tr}(\mathbf{Q}) = n - r$ . This intuition leads to the following convex relaxation based approach. The Geometric Median Subspace (GMS) algorithm [22] proceeds as follows: define the set  $\mathbf{H} = \{\mathbf{Q} \in \mathbb{R}^{n \times n} : \mathbf{Q} = \mathbf{Q}', \text{tr}(\mathbf{Q}) = 1\}$  and then solve

$$\hat{\mathbf{Q}} = \arg \min_{\mathbf{Q} \in \mathbf{H}} F(\mathbf{Q}) := \sum_{i=1}^d \|\mathbf{Q}\mathbf{m}_i\|$$

For the noiseless case, the subspace  $\mathbf{P}$  is estimated as the eigenvectors corresponding to the smallest  $r$  eigenvalues of  $\hat{\mathbf{Q}}$ . In later work, Lerman et al. [58] suggested a tighter convex relaxation of the original problem. Their approach, called REAPER, suggests solving the following:

$$\hat{\mathbf{Q}} = \arg \min_B \sum_{i=1}^d \|\mathbf{m}_i - B\mathbf{m}_i\| \quad \text{s.t. } 0 \preceq B \preceq \mathbf{I}, \text{tr}(B) = r$$

This is the tightest convex relaxation because its constraint set is the convex hull of the set of basis matrices.

Both GMS and REAPER work in the batch setting and therefore do not scale to big data. To address these limitations, Lerman et al. [59] provided three stochastic approximation algorithms that combined GMS and REAPER with the Stochastic Gradient Descent (SGD) idea. Each improved algorithm presents less running time and space complexity requirements than the batch GMS and REAPER.

### G. Online PCA with contaminated data [52]

Feng et al. [52] addressed the case of online PCA where outliers have no structural assumptions on them and data vectors come in sequentially. They develop an online algorithm which employed a probabilistic admitting/rejection procedure when a new sample comes in. Its guarantee makes assumptions on the initialization step (which is not specified), and the guarantee itself is asymptotic. The assumption on outlier fraction is very mild: anything less than 50% corruption works.

## V. EXPERIMENTAL COMPARISONS FOR VIDEO LAYERING (VIDEO FOREGROUND BACKGROUND SEPARATION)

We evaluated the performance of the current state-of-the-art RPCA-based methods for background subtraction using *Change Detection* (CDnet) 2012 dataset [60]. We compared a total of 26 existing methods comprising 16 batch methods and eight online methods. These methods can be classified into three main categories.

- 1) Provable methods comprise *Principal Component Pursuit* (PCP) [4], [5], *non-convex Alternating Projections based RPCA* (AltProj) [7], *Near Optimal RMC* (NO-RMC) [16], *RPCA via Gradient Descent* (RPCA-GD) [8], *Recursive Projected Compressive Sensing* (ReProCS) [13], [14], *Recursive Projected Compressive Sensing* (ReProCS-provable) [27], and *Modified-PCP* [38].
- 2) Heuristics methods include *Grassmannian Robust Adaptive Subspace Tracking Algorithm* (GRASTA) [40], *Three Term Decomposition* (3TD) [61], *Two-Pass RPCA* (2PRPCA) [62], *Go Decomposition* (GoDec) [31], *Online RPCA* (OR-PCA) [42], [63],  $l_p$  *Robust Online Subspace Tracking* (pROST) [45], and *Probabilistic Robust Matrix Factorization* (PRMF) [64].

- 3) Heuristics methods with application specific constraints consist of *incremental Principal Component Pursuit* (incPCP) [47], *Motion-assisted Spatiotemporal Clustering of Low-rank* (MSCL) [65], *Detecting Contiguous Outliers in the LOW-rank Representation* (DECOLOR) [66], *Low-rank Structured-Sparse Decomposition* (LSD) [67], *Total Variation RPCA* (TVRPCA) [68], *Spatiotemporal RPCA* (SRPCA) [69], *Robust Motion Assisted Matrix Restoration* (RMAMR) [70], *Generalized Fused Lasso* (GFL) [71], *Grassmannian Online Subspace Updates with Structured-sparsity* (GOSUS) [48], *Contiguous Outliers Representation via Online Low-rank Approximation* (COROLA) [72], and *Online Mixture of Gaussians for Matrix Factorization with Total Variation* (OMoGMF+TV) [73], respectively.

We also used the original author’s implementations of TVRPCA, 2PRPCA, GRASTA, GoDec, DECOLOR, 3TD, LSD, SRPCA, GFL, GOSUS, RMAMR, OMoGMF+TV, ReProCS, ReProCS-provable, AltProj, NO-RMC, and RPCA-GD whereas we reported the results which were obtained in their respective studies for the remaining methods. The implementation of all the methods is also available in the low-rank and sparse library [25]. The execution times required by all of the algorithms were compared on a machine with a 3.0 GHz Intel core i5 processor and 4GB of RAM.

Change detection 2012 dataset (CDnet) [60] is the real-world region-level benchmark obtained by human experts. This dataset contains almost 31 video sequences which are divided into six different video categories comprising ‘Baseline’, ‘Dynamic Backgrounds’ (DB), ‘Intermittent Object Motion’ (IOM), ‘Thermal’, ‘Camera Jitter’, and ‘Shadows’. The resolution of the videos also varies from  $320 \times 240$  to  $480 \times 720$  with hundred to thousand number of frames.

Visual results were reported using 15 challenging sequences from CDnet dataset for comparison purpose. This contained two sequences namely ‘highway’ and ‘office’ from ‘Baseline’ category, three sequences ‘canoe’, ‘boats’, and ‘overpass’ from DB category, two sequences ‘traffic’ and ‘badminton’ from ‘Camera Jitter’ category, three sequences ‘winterDriveway’, ‘sofa’, and ‘streetLight’ from IOM category, three sequences ‘backdoor’, ‘copyMachine’ and ‘cubicle’ from ‘Shadows’ category, and two sequences ‘library’ and ‘lakeside’ from ‘Thermal’ category. Fig. 5 provides qualitative results and comparisons of 22 current state-of-the-art RPCA-based methods on 15 sequences.

We used ground truth based metrics computed from the *True Positives* (TP), *True Negatives* (TN), *False Positives* (FP) and *False Negatives* (FN) for quantitative validation. FP and FN refer to pixels misclassified as foreground (FP) or background (FN) while TP and TN account for accurately classified pixels respectively as foreground and background. Then, we computed the metrics used in the CD.net [60] dataset evaluation such as the recall, the precision, and the  $F_1$ -measure score. Recall gives the percentage of corrected pixels classified as background when compared with the total number of background pixels in the ground truth as  $Recall = \frac{TP}{TP+FN}$ . Precision gives the percentage of corrected pixels classified as background as compared at the total pixels classified as background by the method as  $Precision = \frac{TP}{TP+FP}$ . A good performance is obtained when the detection rate also known as recall is high without altering the precision. Based on these metrics, we computed the  $F_1$ -measure (or effectiveness measure) as  $F_1 = \frac{2 \times Recall \times Precision}{Recall + Precision}$ . The F-measure characterizes the performance of classification in precision-recall space. The aim is to maximize  $F_1$ -measure closed to one. Table III shows the quantitative results in terms of average  $F_1$  measure score of all of the compared categories reviewed in this study.

On average, among all methods that do not use extra constraints, PRMF, 2PRPCA, ReProCS-provable, ReProCS had the best performance with  $F_1$  scores of 74-78%. On average for all datasets, only two of the methods that use extra constraints - MSCL and GOSUS - were better and only by a little - achieved 83 and 81% scores.

We also reported the computational time in seconds for all of the compared methods. We selected a very large video sequence known as *boats* from DB category for this purpose. The *boats* video contains about 8,000 image sequences of  $320 \times 240$  image resolution. We divided this sequence into temporal segments for most of the batch methods because of memory issue. Table III also presents the computational time for all of the compared methods. ReProCS, ReProCS-provable are the fastest methods in provable methods category, while from the heuristic methods category, OR-PCA and GRASTA are even faster (but have worse performance). COROLA and OMoGMF+TV in heuristics methods with additional constraints category are top performing methods in terms in computation time in






Fig. 5: Comparison of the visual results obtained by the current state-of-the-art RPCA-based methods for background subtraction. From left to right: comparison of the qualitative results of the 15 input images from change detection dataset are shown. (a) set of 15 input images. (b) the ground truth of foreground objects. (c) background subtraction estimated by RPCA via PCP method. (d) GoDec. (e) RPMF. (f) RPCA-GD. (g) 3TD. (h) pROST. (i) incPCP. (j) RMAMR. (k) GRASTA. (l) ReProCS. (m) TVRPCA. (n) SRPCA. (o) NO-RMC. (p) LSD. (q) GOSUS. (r) OMoGMF+TV. (s) COROLLA. (t) OR-PCA. (u) 2PRPCA. (v) DECOLOR. (w) GFL. (x) MSCL. From to bottom: Rows (1)-(2): Sequences ‘Highway’ and ‘office’ from category ‘Baseline’. Rows (3)-(5): Sequences ‘canoe’, ‘boat’, and ‘overpass’ from category DB. Rows (6)-(7): Sequences ‘badminton’ and ‘traffic’ from category ‘Camera Jitter’. Rows (8)-(10): Sequences ‘sofa’, ‘winter Driveway’, and ‘streetLight’ from category IOM. Rows (11)-(13): Sequences ‘BackDoor’, ‘cubicle’, and ‘copyMachine’ from category ‘Shadow’. Rows (14)-(15): Sequences ‘library’ and ‘lakeside’ from category ‘Thermal’.

seconds.

The category *Baseline* contained four simple videos where the background was always static in all of the video frames. Fig. 5 (rows 1 and 2), showed that most of the compared methods in each category produced a good quality of foreground objects for these sequences.

The *Dynamic Backgrounds* (DB) category comprised six challenging videos (three of them were shown in rows 3, 4, and 5 in Fig.5) depicting outdoor scenes. This was the most difficult among all categories for mounted camera object detection, which contained sequences exhibiting dynamic background motions because of rippling of water surfaces and swaying of bushes. Two schemes in provable methods category (ReProCS and ReProCS-provable), four in the heuristics methods category (3TD, 2PRPCA, OR-PCA, and PRMF), and many in the heuristics methods with specific constraints category estimated a better quality of foreground objects than all of the compared methods in these categories. Table III shows an average  $F_1$  score of close to 80% and more than 80% for these methods because of the over-smoothing and spatio-temporal constraints enforced on these methods. In contrast, all other methods in these categories generated a noisy foreground segments because of highly dynamic background regions.

This experiment demonstrates that ReProCS can tolerate more background changes (larger rank  $r$ ) for a given maximum outlier fraction per column (maximum support size of any foreground image).

The *Intermittent Object Motion* (IOM) category included six videos (three were shown in rows 8, 9, and 10 in Fig. 5), which contained ghosting artifacts in the detected motion. In these sequences, the moving foreground objects were motionless most of the time. This is a setting of large outlier fractions per row. As explained earlier, all static robust PCA methods that do not exploit slow subspace change will fail for this setting. This is indeed observed in our experiment. Most compared methods categories were not able to handle this challenge and obtained a low  $F_1$  score (shown in Table III). ReProCS and ReProCS-provable achieved the best performance among all methods (provable or not) that do not exploit extra problem-specific assumptions. It had an  $F_1$  score of 70% since ReProCS *does* exploit the subspace dynamics. Only two methods in heuristics with additional constraints category (SRPCA and MSCL) were better than ReProCS because they include specific heuristics to detect and remove motionless frames and they use spatiotemporal regularization in the low-rank background model.

The *Shadows* category comprised six videos (some of them were shown in rows 11 to 13 in Fig. 5) exhibiting both strong and faint shadows. For most of the compared methods in provable and heuristics methods category these videos posed a great challenge (see Table III). Provable methods such as RPCA-GD and ReProCS, heuristics methods such as PRMF, and many heuristic methods with additional constraints achieved promising performance as compared to other methods. We observed that some hard shadows on the ground were still a major limitation of the top performing algorithms. The *Thermal* category comprised five sequences captured by the far-IR camera as shown in rows 14 and 15 in Fig. 5. Color saturation was the main challenge in this category, which degraded the performance of majority of the compared methods in each category ( $F_1$  score less than 80% in Table III). Only one provable method (ReProCS-prov), five heuristics methods (ReProCS, 3TD, 2PRPCA, PRMF, and OR-PCA), and three heuristics with specific constraint methods (MSCL, GOSUS, and COROLLA) were able to discriminate the background-foreground pixels effectively in the presence of color saturation. The *Camera Jitter* category comprised one indoor and three outdoor videos (rows 6 and 7 in Fig. 5) where the background scene undergoes jitter induced motion throughout the video frames.

## VI. FUTURE DIRECTIONS

The RPCA problem has been extensively studied in the last seven to ten years. Dynamic RPCA or robust subspace tracking has received significant attention much more recently and there are many unsolved important questions. The first question is can we obtain a guarantee for it under even weaker assumptions - can the lower bound on outlier magnitudes be removed even if that means a tighter maximum outlier fraction bound is needed?

Two important extensions of RPCA are robust matrix completion and undersampled robust PCA. While these have been studied in sufficient detail, their dynamic extensions have received almost no attention. These remain important questions for very long datasets where a changing subspace assumption is a more appropriate one. There is an algorithm and a partial guarantee for the undersampled case in [17], [74], but a complete correctness result still does not exist; and careful experimental evaluations of the proposed techniques on real dynamic MRI datasets are missing too.

A question motivated by video analytics is how to develop a simple RPCA or dynamic RPCA solution for data from moving cameras? To understand the problem, suppose that the camera motion corresponds to just x-y translation. Then, this means that the video data matrix  $M$  itself is not sparse + low-rank, but one needs to motion-compensate the video images in such way that the resulting new matrix  $\tilde{M}$  is accurately modeled as sparse + low-rank. While many heuristics exist to address this issue, a simple provably correct and useful approach does not exist. Another related issue of practical importance is how to reliably detect sudden subspace changes? For the video application, this would occur due to sudden scene changes (camera being turned around for example). Slow subspace change is easy to detect and reliably estimate (as explained earlier), but sudden change results in a complete loss of track and hence the low-rank component also gets misclassified as outlier. One heuristic that works in practice is to use a

TABLE III: The average  $F_1$  score using CDnet dataset for the comparison of provable, heuristics, and heuristics with specific constraints methods for background subtraction. Time is shown for a video having  $320 \times 240$  resolution of 8,000 frames. The best and second best performing methods are shown in red and blue, respectively.

Provable Methods	Baseline	DB	Camera Jitter	Shadow	Thermal	IOM	Average	Time (secs/frame)
PCP (batch) Fig. 5 (c) [4], [5]	0.75	0.69	0.62	0.73	0.65	0.48	0.65	4.19
AltProj (batch) [7]	<b>0.78</b>	<b>0.71</b>	0.60	<b>0.76</b>	0.69	0.58	<b>0.68</b>	2.38
NO-RMC (batch) Fig. 5 (o) [16]	0.71	0.64	0.64	0.66	<b>0.71</b>	0.50	0.64	2.85
RPCA-GD (batch) Fig. 5 (f) [8]	0.74	0.62	0.68	<b>0.75</b>	0.66	0.49	0.65	2.46
ReProCS-provable (online) [26], [27]	<b>0.77</b>	<b>0.77</b>	<b>0.69</b>	0.71	<b>0.74</b>	<b>0.70</b>	<b>0.73</b>	0.74
Mod-PCP (online) [38]	0.75	0.64	<b>0.70</b>	0.65	0.69	<b>0.70</b>	<b>0.68</b>	<b>0.44</b>
Heuristics Methods	Baseline	DB	Camera Jitter	Shadow	Thermal	IOM	Average	Time
ReProCS (online) Fig. 5 (l) [13]	0.80	0.76	0.72	0.75	0.77	<b>0.69</b>	<b>0.74</b>	<b>0.61</b>
GRSTA (online) Fig. 5 (k) [40]	0.66	0.35	0.43	0.52	0.42	0.35	0.45	1.16
3TD (batch) Fig. 5 (g) [61]	<b>0.88</b>	0.75	0.72	0.68	<b>0.78</b>	0.55	0.72	2.17
2PRPCA (batch) Fig. 5 (u) [62]	<b>0.92</b>	<b>0.79</b>	<b>0.81</b>	<b>0.80</b>	0.76	<b>0.65</b>	<b>0.78</b>	1.63
GoDec (batch) Fig. 5 (d) [31]	0.77	0.58	0.48	0.51	0.62	0.38	0.55	1.56
OR-PCA (online) Fig. 5 (t) [42], [63]	0.86	0.75	0.70	0.74	0.76	0.56	0.72	<b>0.22</b>
pROST (online) Fig. 5 (h) [45]	0.79	0.59	0.79	0.70	0.58	0.48	0.65	2.03
PRMF (batch & online) Fig. 5 (e) [64]	<b>0.92</b>	<b>0.77</b>	<b>0.85</b>	<b>0.88</b>	<b>0.83</b>	0.48	<b>0.78</b>	2.40
Heuristics Methods with Specific Constraints	Baseline	DB	Camera Jitter	Shadow	Thermal	IOM	Average	Time
incPCP (online) Fig. 5 (i) [47]	0.81	0.71	0.78	0.74	0.70	<b>0.75</b>	0.74	0.41
MSCL (batch) Fig. 5 (x) [65]	0.87	<b>0.85</b>	<b>0.83</b>	0.82	<b>0.82</b>	<b>0.80</b>	<b>0.83</b>	1.68
DECOLOR (batch) Fig. 5 (v) [66]	<b>0.92</b>	0.70	0.68	<b>0.83</b>	0.70	0.59	0.73	1.88
LSD (batch) Fig. 5 (p) [67]	<b>0.92</b>	0.71	0.78	0.81	0.75	0.67	0.77	1.43
TVRPCA (batch) Fig. 5 (m) [68]	0.84	0.55	0.63	0.71	0.69	0.57	0.66	1.48
SRPCA (batch) Fig. 5 (n) [69]	0.82	0.84	0.78	0.77	0.79	<b>0.80</b>	0.80	0.59
RMAMR (batch) Fig. 5 (j) [70]	0.89	0.82	0.75	0.73	0.75	0.66	0.76	1.32
GFL (batch) Fig. 5 (w) [71]	0.83	0.74	0.78	0.82	0.76	0.59	0.75	2.40
GOSUS (online) Fig. 5 (q) [48]	<b>0.90</b>	0.79	<b>0.82</b>	<b>0.84</b>	<b>0.80</b>	0.74	<b>0.81</b>	0.89
COROLA (online) Fig. 5 (s) [72]	0.85	<b>0.86</b>	<b>0.82</b>	0.78	<b>0.80</b>	0.71	0.80	<b>0.39</b>
OMoG+TV (online) Fig. 5 (r) [73]	0.85	0.76	0.78	0.68	0.70	0.71	0.74	<b>0.19</b>

sudden significant increase in outlier support size as an indicator of sudden scene change. It would be interesting to study if this is indeed a reliable indicator of sudden change.

Another interesting and practically relevant question is how to develop a simple and provable RPCA or dynamic RPCA solution that is streaming, i.e., it requires only one pass through the data and needs just enough memory to only store the output subspace estimate (an  $n \times r$  matrix). A streaming RPCA solution has been developed in recent work [50], but it works only for one-dimensional RPCA. On the other hand, ReProCS is a nearly memory optimal solution to dynamic RPCA [27], [33], but it requires more than one pass through the data (enough passes to solve SVD up to the error level at a given iteration).

An open question is how can robust and dynamic robust PCA ideas be successfully adapted to solve other more general related problems. One such problem is subspace clustering [75] which involves clustering a given dataset into one of  $K$  different low-dimensional subspaces. This can be interpreted as a generalization of PCA which tries to represent a given dataset using a single low-dimensional subspace. An important question of interest is the following: given that subspace clusters have been computed for a given dataset, if more data vectors come in sequentially, how can one incrementally solve the clustering problem, i.e., either classify the new vector into one of the  $K$  subspaces, or decide that it belongs to a new subspace? One can try to borrow subspace change detection ideas from dynamic RPCA solutions to try to do this. Also, under what assumptions can one solve this problem if the data could also be outlier corrupted?

Another completely open question is whether one can solve the phaseless robust PCA or S+LR problem. In many applications, such as ptychography, sub-diffraction imaging or astronomy, one can only acquire magnitude-only measurements. If the unknown signal or image sequence is well modeled as S+LR, can this modeling be exploited to recover it from under-sampled phaseless measurements? Two precursors to this problem, low rank phase retrieval

[76] and phase retrieval for a single outlier-corrupted signal [77], have been recently studied.

Finally, this article does not review the literature on deep learning based approaches to RPCA, e.g., [78], [79], nor does it overview the recent work on robust or dynamic robust PCA for tensor data, e.g. [10]. It also does not talk about Bayesian approaches such as [80]. All of these are active research areas with many open questions, but will hopefully be the foci of other review papers.

## REFERENCES

- [1] L. Xu and A. Yuille, “Robust principal component analysis by self-organizing rules based on statistical physics approach,” *IEEE Trans. Neural Networks*, pp. 131–143, Jan 1995.
- [2] F. De La Torre and M. J. Black, “A framework for robust subspace learning,” *International Journal of Computer Vision*, vol. 54, pp. 117–142, 2003.
- [3] J. Wright and Y. Ma, “Dense error correction via  $\ell_1$ -minimization,” *IEEE Trans. on Info. Th.*, vol. 56, no. 7, pp. 3540–3560, 2010.
- [4] E. J. Candès, X. Li, Y. Ma, and J. Wright, “Robust principal component analysis?,” *J. ACM*, vol. 58, no. 3, 2011.
- [5] V. Chandrasekaran, S. Sanghavi, P. A. Parrilo, and A. S. Willsky, “Rank-sparsity incoherence for matrix decomposition,” *SIAM Journal on Optimization*, vol. 21, 2011.
- [6] D. Hsu, S. M. Kakade, and T. Zhang, “Robust matrix decomposition with sparse corruptions,” *IEEE Trans. Info. Th.*, Nov. 2011.
- [7] P. Netrapalli, U N Niranjan, S. Sanghavi, A. Anandkumar, and P. Jain, “Non-convex robust pca,” in *Neural Info. Proc. Sys. (NIPS)*, 2014.
- [8] X. Yi, D. Park, Y. Chen, and C. Caramanis, “Fast algorithms for robust pca via gradient descent,” in *Neural Info. Proc. Sys. (NIPS)*, 2016.
- [9] R. Otazo, E. Candès, and D. K. Sodickson, “Low-rank and sparse matrix decomposition for accelerated dynamic MRI with separation of background and dynamic components,” *Magnetic Resonance in Medicine*, 2013.
- [10] Alp Ozdemir, Edward M Bernat, and Selin Aviyente, “Recursive tensor subspace tracking for dynamic brain network analysis,” *IEEE Transactions on Signal and Information Processing over Networks*, 2017.
- [11] M. Mardani, G. Mateos, and G. B. Giannakis, “Dynamic anomalography: Tracking network anomalies via sparsity and low rank,” *J. Sel. Topics in Sig. Proc.*, Feb 2013.
- [12] C. Qiu and N. Vaswani, “Real-time robust principal components’ pursuit,” in *Allerton Conf. on Communication, Control, and Computing*, 2010.
- [13] H. Guo, C. Qiu, and N. Vaswani, “An online algorithm for separating sparse and low-dimensional signal sequences from their sum,” *IEEE Trans. Sig. Proc.*, vol. 62, no. 16, pp. 4284–4297, 2014.
- [14] C. Qiu, N. Vaswani, B. Lois, and L. Hogben, “Recursive robust pca or recursive sparse recovery in large but structured noise,” *IEEE Trans. Info. Th.*, pp. 5007–5039, August 2014 (early versions in ICASSP 2013 and ISIT 2013).
- [15] Y. Chen, H. Xu, C. Caramanis, and S. Sanghavi, “Robust matrix completion with corrupted columns,” in *ICML*, 2011.
- [16] Y. Cherapanamjeri, K. Gupta, and P. Jain, “Nearly-optimal robust matrix completion,” *arXiv preprint arXiv:1606.07315*, 2016.
- [17] C. Qiu and N. Vaswani, “Recursive sparse recovery in large but correlated noise,” in *48th Allerton Conference on Communication Control and Computing*, 2011.
- [18] A. E. Waters, A. C. Sankaranarayanan, and R. G. Baraniuk, “Sparcs: Recovering low-rank and sparse matrices from compressive measurements,” in *Proc. of Neural Information Processing Systems(NIPS)*, 2011.
- [19] J. Wright, A. Ganesh, K. Min, and Y. Ma, “Compressive principal component pursuit,” *arXiv:1202.4596*.
- [20] M. Mardani, G. Mateos, and G. B. Giannakis, “Recovery of low-rank plus compressed sparse matrices with application to unveiling traffic anomalies,” *IEEE Trans. Info. Th.*, 2013.
- [21] H. Xu, C. Caramanis, and S. Sanghavi, “Robust pca via outlier pursuit,” *IEEE Trans. Inform. Theory*, vol. 58, no. 5, May 2012.
- [22] T. Zhang and G. Lerman, “A novel m-estimator for robust pca,” *Journal of Machine Learning Research*, 2014.
- [23] M. McCoy and J. Tropp, “Two proposals for robust pca using semidefinite programming,” *Electronic Journal of Statistics*, 2011.
- [24] H. Guo and N. Vaswani, “Video denoising via online sparse and low-rank matrix decomposition,” in *IEEE Statistical Signal Processing Workshop*, 2016.
- [25] A. Sobral, T. Bouwmans, and E. H. Zahzah, “LRS Library: Low-Rank and Sparse tools for Background Modeling and Subtraction in videos,” in *Robust Low-Rank and Sparse Matrix Decomposition: Applications in Image and Video Processing*, chapter 27. CRC P., T. and F. G., 2016.
- [26] J. Zhan, B. Lois, H. Guo, and N. Vaswani, “Online (and Offline) Robust PCA: Novel Algorithms and Performance Guarantees,” in *Intl. Conf. Artif. Intell. Stat. (AISTATS)*, 2016, long version: ArXiv: 1601.07985.
- [27] P. Narayanamurthy and N. Vaswani, “New Results for Provable Dynamic Robust PCA,” *arXiv:1705.08948*, 2017.
- [28] K. Ye and L. H. Lim, “Schubert varieties and distances between subspaces of different dimensions,” *SIAM Journal on Matrix Analysis and Applications*, vol. 37, no. 3, pp. 1176–1197, 2016.
- [29] Y. Li, L. Xu, J. Morphet, and R. Jacobs, “An integrated algorithm of incremental and robust pca,” in *IEEE Intl. Conf. Image Proc. (ICIP)*, 2003, pp. 245–248.
- [30] D. Skocaj and A. Leonardis, “Weighted and robust incremental method for subspace learning,” in *IEEE Intl. Conf. Comp. Vis. (ICCV)*, Oct 2003, vol. 2, pp. 1494 –1501.

- [31] T. Zhou and D. Tao, "Godec: Randomized low-rank and sparse matrix decomposition in noisy case," *Intl. Conf. Machine Learning (ICML)*, 2011.
- [32] B. Lois and N. Vaswani, "Online matrix completion and online robust pca," in *IEEE Intl. Symp. Info. Th. (ISIT)*, 2015.
- [33] P. Narayanamurthy and N. Vaswani, "Medrop: Memory-efficient dynamic robust pca," *arXiv*, 2017 (will be posted soon).
- [34] E. Candes, "The restricted isometry property and its implications for compressed sensing," *C. R. Math. Acad. Sci. Paris. Serie I*, pp. 589–592, 2008.
- [35] N. Vaswani and H. Guo, "Correlated-pca: Principal components' analysis when data and noise are correlated," in *Adv. Neural Info. Proc. Sys. (NIPS)*, 2016.
- [36] N. Vaswani and P. Narayanamurthy, "Finite sample guarantees for pca in non-isotropic and data-dependent noise," *arXiv:1709.06255*, 2017.
- [37] N. Vaswani and W. Lu, "Modified-CS: Modifying compressive sensing for problems with partially known support," *IEEE Trans. Signal Processing*, September 2010.
- [38] J. Zhan and N. Vaswani, "Robust pca with partial subspace knowledge," *IEEE Trans. Sig. Proc.*, July 2015.
- [39] G. Mateos and G. Giannakis, "Robust pca as bilinear decomposition with outlier-sparsity regularization," *IEEE Trans. Sig. Proc.*, Oct 2012.
- [40] J. He, L. Balzano, and A. Szlam, "Incremental gradient on the grassmannian for online foreground and background separation in subsampled video," in *IEEE Conf. on Comp. Vis. Pat. Rec. (CVPR)*, 2012.
- [41] L. Balzano, B. Recht, and R. Nowak, "Online Identification and Tracking of Subspaces from Highly Incomplete Information," in *Allerton Conf. Comm., Control, Comput.*, 2010.
- [42] J. Feng, H. Xu, and S. Yan, "Online robust pca via stochastic optimization," in *Adv. Neural Info. Proc. Sys. (NIPS)*, 2013.
- [43] S. Chouvardas, Y. Kopsinis, and S. Theodoridis, "An adaptive projected subgradient based algorithm for robust subspace tracking," in *IEEE Intl. Conf. Acoustics, Speech, Sig. Proc. (ICASSP)*, 2014.
- [44] S. Chouvardas, Y. Kopsinis, and S. Theodoridis, "Robust subspace tracking with missing entries: a set-theoretic approach," *IEEE Trans. Sig. Proc.*, vol. 63, no. 19, pp. 5060–5070, 2015.
- [45] F. Seidel, C. Hage, and M. Kleinstueber, "prost: A smoothed lp-norm robust online subspace tracking method for realtime background subtraction in video," *arXiv preprint arXiv:1302.2073*, 2013.
- [46] H. Mansour and X. Jiang, "A robust online subspace estimation and tracking algorithm," in *Acoustics, Speech and Signal Processing (ICASSP), 2015 IEEE International Conference on*. IEEE, 2015, pp. 4065–4069.
- [47] P. Rodriguez and B. Wohlberg, "Incremental principal component pursuit for video background modeling," *Journal of Mathematical Imaging and Vision*, vol. 55, no. 1, pp. 1–18, 2016.
- [48] J. Xu, V. Ithapu, L. Mukherjee, J. Rehg, and V. Singh, "Gosus: Grassmannian online subspace updates with structured-sparsity," in *ICCV*, 2013.
- [49] C. Qiu and N. Vaswani, "Support predicted modified-cs for recursive robust principal components' pursuit," in *IEEE Intl. Symp. Info. Th. (ISIT)*, 2011.
- [50] U. N. Niranjan and Y. Shi, "Streaming robust pca," 2016.
- [51] H. Xu, C. Caramanis, and S. Mannor, "Outlier-robust pca: the high-dimensional case," *IEEE Trans. Info. Th.*, vol. 59, no. 1, pp. 546–572, 2013.
- [52] J. Feng, H. Xu, S. Mannor, and S. Yan, "Online pca for contaminated data," in *Adv. Neural Info. Proc. Sys. (NIPS)*, 2013.
- [53] M. Hubert, P. Rousseeuw, and K. Vanden Branden, "ROBPCA: A New Approach to Robust Principal Component Analysis," *Technometrics*, vol. 47, no. 1, pp. 64–79, February 2005.
- [54] N. Campell, "Robust Procedures in Multivariate Analysis I: Robust Covariance Estimations," *Applied Statistics*, vol. 29, pp. 231–237, 1980.
- [55] P. Huber, "Robust Statistics," Wiley, New York, 1981.
- [56] C. Croux and A. Ruiz-Gazen, "A Fast Algorithm for Robust Principal Components Based on Projection Pursuit," *Computational Statistics, COMPSTAT 1996*, pp. 211–217, 1996.
- [57] M. Hubert, P. Rousseeuw, and S. Verboven, "A Fast Method for Robust Principal Components With Applications to Chemometrics," *Chemometrics and Intelligent Laboratory Systems*, vol. 60, pp. 101–111, 2002.
- [58] G. Lerman, M. B. McCoy, J. A. Tropp, and T. Zhang, "Robust computation of linear models by convex relaxation," *Foundations of Computational Mathematics*, vol. 15, no. 2, pp. 363–410, 2015.
- [59] J. Goes, T. Zhang, R. Arora, and G. Lerman, "Robust Stochastic Principal Component Analysis," *International Conference on Artificial Intelligence and Statistics AISTATS 2014*, vol. 33, pp. 266–274, 2014.
- [60] Y. Wang, P. M. Jodoin, F. Porikli, J. Konrad, Y. Benezeth, and P. Ishwar, "CDnet 2014: an expanded change detection benchmark dataset," in *IEEE CVPRW*, 2014.
- [61] O. Oreifej, X. Li, and M. Shah, "Simultaneous video stabilization and moving object detection in turbulence," *IEEE T-PAMI*, vol. 35, no. 2, pp. 450–462, 2013.
- [62] Z. Gao, L.F. Cheong, and Y. X. Wang, "Block-sparse RPCA for salient motion detection," *IEEE T-PAMI*, vol. 36, no. 10, pp. 1975–1987, 2014.
- [63] S. Javed, S. H. Oh, T. Bouwmans, and S. K. Jung, "Robust background subtraction to global illumination changes via multiple features-based online robust principal components analysis with markov random field," *JEI*, vol. 24, no. 4, pp. 043011–043011, 2015.
- [64] N. Wang, T. Yao, J. Wang, and D. Y. Yeung, "A Probabilistic approach to Robust Matrix Factorization," in *ECCV*, 2012.



- [65] S. Javed, A. Mahmood, T. Bouwmans, and S. K. Jung, "Background-Foreground Modeling Based on Spatiotemporal Sparse Subspace Clustering," *IEEE T-IP*, 2017.
- [66] X. Zhou, C. Yang, and W. Yu, "Moving object detection by detecting contiguous outliers in the low-rank representation," *IEEE T-PAMI*, vol. 35, no. 3, pp. 597–610, 2013.
- [67] X. Liu, G. Zhao, J. Yao, and C. Qi, "Background subtraction based on low-rank and structured sparse decomposition," *IEEE T-IP*, vol. 24, no. 8, pp. 2502–2514, 2015.
- [68] X. Cao, L. Yang, and X. Guo, "Total Variation Regularized RPCA for Irregularly Moving Object Detection Under Dynamic Background," *IEEE T-C*, vol. 46, no. 4, pp. 1014–1027, 2016.
- [69] S. Javed, A. Mahmood, T. Bouwmans, and S. K. Jung, "Spatiotemporal low-rank modeling for complex scene background initialization," *IEEE T-CSVT*, 2016.
- [70] X. Ye, J. Yang, X. Sun, K. Li, C. Hou, and Y. Wang, "Foreground-Background Separation from Video Clips via Motion-Assisted Matrix Restoration," *IEEE T-CSVT*, vol. 25, no. 11, pp. 1721–1734, 2015.
- [71] B. Xin, Y. Tian, Y. Wang, and W. Gao, "Background subtraction via generalized fused lasso foreground modeling," in *CVPR*, 2015.
- [72] S. Moein and Z. Hong, "COROLA: A sequential solution to moving object detection using low-rank approximation," *CVIU*, vol. 146, pp. 27–39, 2016.
- [73] H. Yong, D. Meng, W. Zuo, and L. Zhang, "Robust online matrix factorization for dynamic background subtraction," *IEEE T-PAMI*, vol. PP, no. 99, 2017.
- [74] B. Lois, N. Vaswani, and C. Qiu, "Performance guarantees for undersampled recursive sparse recovery in large but structured noise," in *GlobalSIP*, 2013.
- [75] R. Vidal, "Subspace clustering," *IEEE Signal Processing Magazine*, vol. 28, no. 2, pp. 52–68, 2011.
- [76] N. Vaswani, S. Nayer, and Y. C. Eldar, "Low rank phase retrieval," *IEEE Trans. Sig. Proc.*, August 2017.
- [77] H. Zhang, Y. Chi, and Y. Liang, "Provable non-convex phase retrieval with outliers: Median truncated wirtinger flow," *arXiv preprint arXiv:1603.03805*, 2016.
- [78] P. Sprechmann, A. M. Bronstein, and G. Sapiro, "Learning robust low-rank representations," *arXiv preprint arXiv:1209.6393*, 2012.
- [79] P. P. Brahma, Y. She, S. Li, J. Li, and D. Wu, "Reinforced robust principal component pursuit," *IEEE Transactions on Neural Networks and Learning Systems*, 2017.
- [80] X. Ding, L. He, and L. Carin, "Bayesian robust principal component analysis," *IEEE Transactions on Image Processing*, vol. 20, no. 12, pp. 3419–3430, 2011.