

FUSIONNET: FUSING VIA FULLY-AWARE ATTENTION WITH APPLICATION TO MACHINE COMPREHENSION

Hsin-Yuan Huang^{*1,2}, Chenguang Zhu¹, Yelong Shen¹, Weizhu Chen¹

¹Microsoft Business AI and Research

²National Taiwan University

momohuang@gmail.com, {chezhu, yeshen, wzchen}@microsoft.com

ABSTRACT

This paper introduces a new neural structure called FusionNet, which extends existing attention approaches from three perspectives. First, it puts forward a novel concept of “history of word” to characterize attention information from the lowest word-level embedding up to the highest semantic-level representation. Second, it introduces an improved attention scoring function that better utilizes the “history of word” concept. Third, it proposes a fully-aware multi-level attention mechanism to capture the complete information in one text (such as a question) and exploit it in its counterpart (such as context or passage) layer by layer. We apply FusionNet to the Stanford Question Answering Dataset (SQuAD) and it achieves the first position for both single and ensemble model on the official SQuAD leaderboard at the time of writing (Oct. 4th, 2017). Meanwhile, we verify the generalization of FusionNet with two adversarial SQuAD datasets and it sets up the new state-of-the-art on both datasets: on AddSent, FusionNet increases the best F1 metric from 46.6% to 51.4%; on AddOneSent, FusionNet boosts the best F1 metric from 56.0% to 60.7%.

1 INTRODUCTION

Teaching machines to read, process and comprehend text and then answer questions is one of key problems in artificial intelligence. Figure 1 gives an example of the machine reading comprehension task. It feeds a machine with a piece of context and a question and teaches it to find a correct answer to the question. This requires the machine to possess high capabilities in comprehension, inference and reasoning. This is considered a challenging task in artificial intelligence and has already attracted numerous research efforts from the neural network and natural language processing communities. Many neural network models have been proposed for this challenge and they generally frame this problem as a machine reading comprehension (MRC) task (Hochreiter & Schmidhuber, 1997; Wang et al., 2017; Seo et al., 2017; Shen et al., 2017; Xiong et al., 2017; Weissenborn et al., 2017; Chen et al., 2017).

The key innovation in recent models lies in how to ingest information in the question and characterize it in the context, in order to provide an accurate answer to the question. This is often modeled as attention in the neural network community, which is a mechanism to attend the question into the context so as to find the answer related to the question. Some (Chen et al., 2017; Weissenborn et al., 2017) attend the word-level embedding from the question to context, while some (Wang et al., 2017) attend the high-level representation in the question to augment the context. However we observed

Context: The Alpine Rhine is part of the Rhine, a famous European river. The Alpine Rhine begins in the most western part of the Swiss canton of Graubünden, and later forms the border between Switzerland to the West and **Liechtenstein** and later Austria to the East. On the other hand, the Danube separates Romania and Bulgaria.

Question: What is the other country the Rhine separates Switzerland to?

Answer: **Liechtenstein**

Figure 1: Question-answer pair for a passage discussing Alpine Rhine.

^{*}Most of the work was done during internship at Microsoft, Redmond.

that none of the existing approaches has captured the full information in the context or the question, which could be vital for complete information comprehension. Taking image recognition as an example, information in various levels of representations can capture different aspects of details in an image: pixel, stroke and shape. We argue that this hypothesis also holds in language understanding and MRC. In other words, an approach that utilizes all the information from the word embedding level up to the highest level representation would be substantially beneficial for understanding both the question and the context, hence yielding more accurate answers.

However, the ability to consider all layers of representation is often limited by the difficulty to make the neural model learn well, as model complexity will surge beyond capacity. We conjectured this is why previous literature tailored their models to only consider partial information. To alleviate this challenge, we propose an improved attention scoring function utilizing all layers of representation with less training burden. This leads to an attention that thoroughly captures the complete information between the question and the context. With this fully-aware attention, we put forward a multi-level attention mechanism to understand the information in the question, and exploit it *layer by layer* on the context side. All of these innovations are integrated into a new end-to-end structure called FusionNet in Figure 4, with details described in Section 3.

We submitted FusionNet to SQuAD (Rajpurkar et al., 2016), a machine reading comprehension dataset. At the time of writing (Oct. 4th, 2017), our model ranked in the first place in both single model and ensemble model categories. The ensemble model achieves an exact match (EM) score of 78.8% and F1 score of 85.9%. Furthermore, we have tested FusionNet against adversarial SQuAD datasets (Jia & Liang, 2017). Results show that FusionNet outperforms existing state-of-the-art architectures in both datasets: on AddSent, FusionNet increases the best F1 metric from 46.6% to 51.4%; on AddOneSent, FusionNet boosts the best F1 metric from 56.0% to 60.7%. This demonstrated the exceptional performance of FusionNet.

2 MACHINE COMPREHENSION & FULLY-AWARE ATTENTION

In this section, we briefly introduce the task of machine comprehension as well as a conceptual architecture that summarizes recent advances in machine reading comprehension. Then, we introduce a novel concept called history-of-word. History-of-word can capture different levels of contextual information to fully understand the text. Finally, a light-weight implementation for history-of-word, Fully-Aware Attention, is proposed.

2.1 TASK DESCRIPTION

In machine comprehension, given a context and a question, the machine needs to read and understand the context, and then find the answer to the question. The context is described as a sequence of word tokens: $\mathbf{C} = \{w_1^C, \dots, w_m^C\}$, and the question as: $\mathbf{Q} = \{w_1^Q, \dots, w_n^Q\}$, where m is the number of words in the context, and n is the number of words in the question. In general, $m \gg n$. The answer **Ans** can have different forms depending on the task. In the SQuAD dataset (Rajpurkar et al., 2016), the answer **Ans** is guaranteed to be a contiguous span in the context \mathbf{C} , e.g., $\mathbf{Ans} = \{w_i^C, \dots, w_{i+k}^C\}$, where k is the number of words in the answer and $k \leq m$.

2.2 CONCEPTUAL ARCHITECTURE FOR MACHINE READING COMPREHENSION

In all state-of-the-art architectures for machine reading comprehension, a recurring pattern is the following process. Given two sets of vectors, A and B, we enhance or modify *every single vector* in set A with the information from set B. We call this a fusion process, where set B is fused into set A. Fusion processes are commonly based on attention (Bahdanau et al., 2015), but some are not. Major improvements in recent MRC work lie in how the fusion process is designed.

A conceptual architecture illustrating state-of-the-art architectures is shown in Figure 2, which consists of three components.

- Input vectors: Embedding vectors for each word in the context and the question.
- Integration components: The rectangular box. It is usually implemented using an RNN such as an LSTM (Hochreiter & Schmidhuber, 1997) or a GRU (Chung et al., 2014).

Architectures	(1)	(2)	(2')	(3)	(3')
Match-LSTM (Wang & Jiang, 2016)		✓			
DCN (Xiong et al., 2017)		✓			✓
FastQA (Weissenborn et al., 2017)	✓				
FastQAExt (Weissenborn et al., 2017)	✓	✓		✓	
BiDAF (Seo et al., 2017)		✓			✓
RaSoR (Lee et al., 2016)	✓		✓		
DrQA (Chen et al., 2017)	✓				
MPCM (Wang et al., 2016)	✓	✓			
Mnemonic Reader (Hu et al., 2017)	✓	✓		✓	
R-net (Wang et al., 2017)		✓		✓	

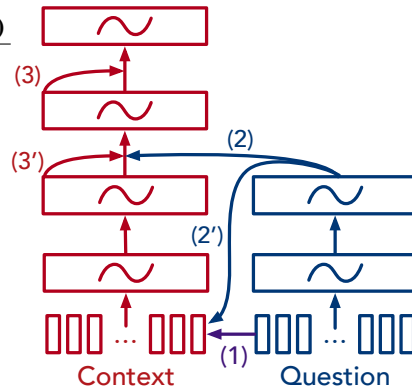


Table 1: A summarized view on the fusion processes used in several state-of-the-art architectures. Figure 2: A conceptual architecture illustrating recent advances in MRC.

- Fusion processes: The numbered arrows (1), (2), (2'), (3), (3'). The set pointing outward is fused into the set being pointed to.

There are three main types of fusion processes in recent advanced architectures. Table 1 shows what fusion processes are used in different state-of-the-art architectures. We now discuss them in detail.

(1) Word-level fusion. By providing the direct word information in question to the context, we can quickly zoom in to more related regions in the context. However, it may not be helpful if a word has different semantic meaning based on the context. Many word-level fusions are not based on attention, e.g., (Hu et al., 2017; Chen et al., 2017) appends binary features to context words, indicating whether each context word appears in the question.

(2) High-level fusion. Informing the context about the semantic information in the question could help us find the correct answer. But high-level information is more imprecise than word information, which may cause models to be less aware of details.

(2') High-level fusion (Alternative). Similarly, we could also fuse high-level concept of Q into the word-level of C .

(3) Self-boosted fusion. Since the context can be long and distant parts of text may rely on each other to fully understand the content, recent advances have proposed to fuse the context into itself. As the context contains excessive information, one common choice is to perform self-boosted fusion after fusing the question Q . This allows us to be more aware of the regions related to the question.

(3') Self-boosted fusion (Alternative). Another choice is to directly condition the self-boosted fusion process on the question Q , such as the coattention mechanism proposed in (Xiong et al., 2017). Then we can perform self-boosted fusion before fusing question information.

A common trait of existing fusion mechanisms is that none of them employs all levels of representation jointly. In the following, we claim that employing all levels of representation is crucial to achieving better text understanding.

2.3 FULLY-AWARE ATTENTION ON HISTORY OF WORD

Consider the illustration shown in Figure 3. As we read through the context, each input word will gradually transform into a more abstract representation, e.g., from low-level to high-level concepts. Altogether, they form the history of each word in our mental flow. For a human, we utilize the history-of-word so frequently but we often neglect its importance. For example, to answer the question in Figure 3 correctly, we need to focus on both the high-level concept of *forms the border* and the word-level information of *Alpine Rhine*. If we focus only on the high-level concepts, we will confuse *Alpine Rhine* with *Danube* since both are European rivers that separate countries. Therefore we hypothesize that the entire history-of-word is important to fully understand the text.

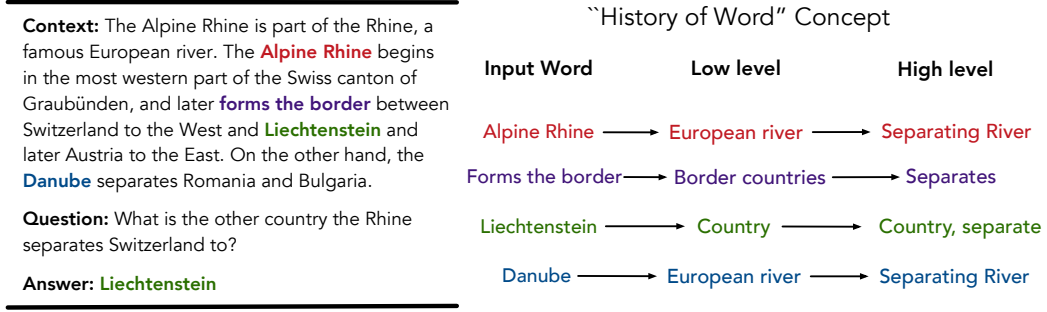


Figure 3: Illustrations of the history-of-word for the example shown in Figure 1. Utilizing the entire history-of-word is crucial for the full understanding of the context.

In neural architectures, we define the history of the i -th word, HoW_i , to be the concatenation of all the representations generated for this word. This may include word embedding, multiple intermediate and output hidden vectors in RNN, and corresponding representation vectors in any further layers. To incorporate history-of-word into a wide range of neural models, we present a lightweight implementation we call *Fully-Aware Attention*.

Attention can be applied to different scenarios. To be more conclusive, we focus on attention applied to fusing information from one body to another. Consider two sets of hidden vectors for words in text bodies A and B: $\{\mathbf{h}_1^A, \dots, \mathbf{h}_m^A\}, \{\mathbf{h}_1^B, \dots, \mathbf{h}_n^B\} \subset \mathbb{R}^d$. Their associated history-of-word are,

$$\{\text{HoW}_1^A, \dots, \text{HoW}_m^A\}, \{\text{HoW}_1^B, \dots, \text{HoW}_n^B\} \subset \mathbb{R}^{d_h},$$

where $d_h \gg d$. Fusing body B to body A via standard attention means for every \mathbf{h}_i^A in body A,

1. Compute an attention score $S_{ij} = S(\mathbf{h}_i^A, \mathbf{h}_j^B) \in \mathbb{R}$ for each \mathbf{h}_j^B in body B.
2. Form the attention weight α_{ij} through softmax: $\alpha_{ij} = \exp(S_{ij}) / \sum_k \exp(S_{ik})$.
3. Concatenate \mathbf{h}_i^A with the summarized information, $\hat{\mathbf{h}}_i^A = \sum_j \alpha_{ij} \mathbf{h}_j^B$.

In fully-aware attention, we replace attention score computation with the history-of-word.

$$S(\mathbf{h}_i^A, \mathbf{h}_j^B) \implies S(\text{HoW}_i^A, \text{HoW}_j^B).$$

This allows us to be fully aware of the complete understanding of each word. The ablation study in Section 4.4 demonstrates that this lightweight enhancement offers a decent improvement in performance.

To fully utilize history-of-word in attention, we need a suitable attention scoring function $S(\mathbf{x}, \mathbf{y})$. A commonly used function is multiplicative attention (Britz et al., 2017): $\mathbf{x}^T U^T V \mathbf{y}$, leading to

$$S_{ij} = (\text{HoW}_i^A)^T U^T V (\text{HoW}_j^B),$$

where $U, V \in \mathbb{R}^{k \times d_h}$, and k is the attention hidden size. However, we suspect that two large matrices interacting directly will make the neural model harder to train. Therefore we propose to constrain the matrix $U^T V$ to be symmetric. A symmetric matrix can always be decomposed into $U^T D U$, thus

$$S_{ij} = (\text{HoW}_i^A)^T U^T D U (\text{HoW}_j^B),$$

where $U \in \mathbb{R}^{k \times d_h}$, $D \in \mathbb{R}^{k \times k}$ and D is a diagonal matrix. The symmetric form retains the ability to give high attention score between dissimilar $\text{HoW}_i^A, \text{HoW}_j^B$. Additionally, we marry nonlinearity with the symmetric form to provide richer interaction among different parts of the history-of-word. The final formulation for attention score is

$$S_{ij} = f(U(\text{HoW}_i^A))^T D f(U(\text{HoW}_j^B)),$$

where $f(x)$ is an activation function applied element-wise. In the following context, we employ $f(x) = \max(0, x)$. A detailed ablation study in Section 4 demonstrates its advantage over many alternatives.

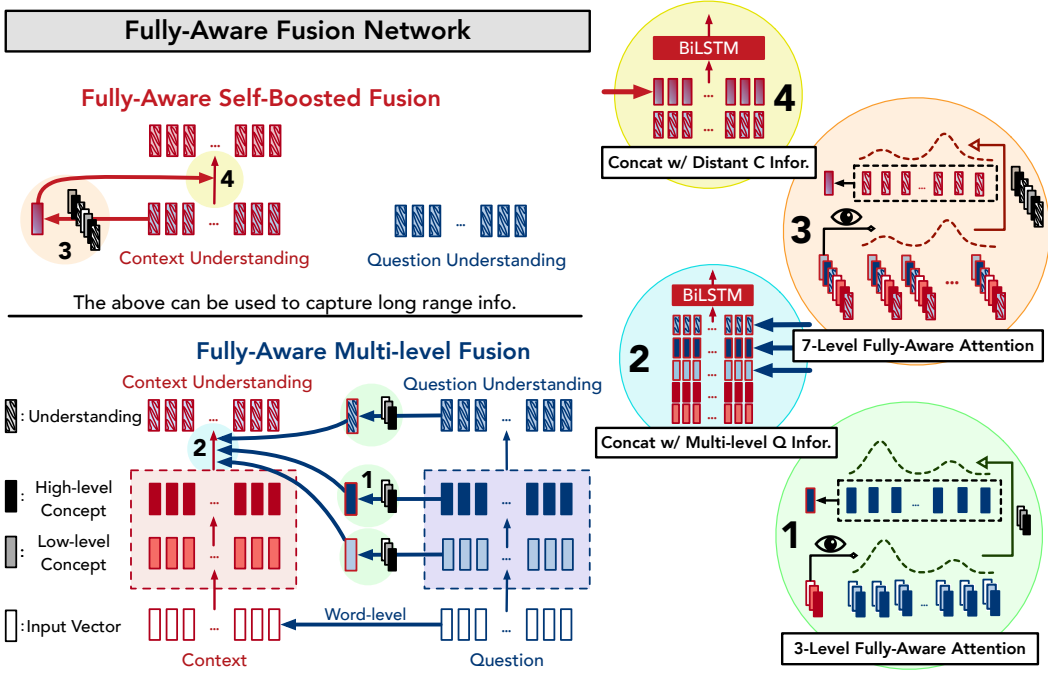


Figure 4: An illustration of FusionNet architecture. Each upward arrow represents one layer of BiLSTM. Each circle to the right is a detailed illustration of the corresponding component in FusionNet. Circle 1: Fully-aware attention between C and Q . Illustration of Equation (C1) in Section 3.1. Circle 2: Concatenate all concepts in C with multi-level Q information, then pass through BiLSTM. Illustration of Equation (C2) in Section 3.1. Circle 3: Fully-aware attention on the context C itself. Illustration of Equation (C3) in Section 3.1. Circle 4: Concatenate the understanding vector of C with self-attention information, then pass through BiLSTM. Illustration of Equation (C4) in Section 3.1.

3 FULLY-AWARE FUSION NETWORK

3.1 END-TO-END ARCHITECTURE

Based on fully-aware attention, we propose an end-to-end architecture: the fully-aware fusion network (FusionNet). Given text A and B, FusionNet fuses information from text B to text A and generates two set of vectors

$$U_A = \{u_1^A, \dots, u_m^A\}, \quad U_B = \{u_1^B, \dots, u_n^B\}.$$

In the following, we consider the special case where text A is context C and text B is question Q . An illustration for FusionNet is shown in Figure 4. It consists of the following components.

Input Vectors. First, each word in C and Q is transformed into an input vector w . We utilize the 300-dim GloVe embedding (Pennington et al., 2014) and 600-dim contextualized vector (McCann et al., 2017). In the SQuAD task, we also include 12-dim POS embedding, 8-dim NER embedding and a normalized term frequency for context C as suggested in (Chen et al., 2017). Together $\{w_1^C, \dots, w_m^C\} \subset \mathbb{R}^{900+20+1}$, and $\{w_1^Q, \dots, w_n^Q\} \subset \mathbb{R}^{900}$.

Fully-Aware Multi-level Fusion: Word-level. In multi-level fusion, we separately consider fusing word-level and higher-level. Word-level fusion informs C about what kind of words are in Q . It is illustrated as arrow (1) in Figure 2. For this component, we follow the approach in (Chen et al., 2017) First, a feature vector em_i is created for each word in C to indicate whether the word occurs in the question Q . Second, attention-based fusion on GloVe embedding g_i is used

$$\hat{g}_i^C = \sum_j \alpha_{ij} g_j^Q, \quad \alpha_{ij} \propto \exp(S(g_i^C, g_j^Q)), \quad S(x, y) = \text{ReLU}(Wx)^T \text{ReLU}(Wy),$$

where $W \in \mathbb{R}^{300 \times 300}$. Since history-of-word is the input vector itself, fully-aware attention is not employed here. The enhanced input vector for context is $\tilde{w}_i^C = [w_i^C; \text{em}_i; \hat{g}_i^C]$.

Reading. In the reading component, we use a separate bidirectional LSTM (BiLSTM) to form low-level and high-level concepts for C and Q .

$$\begin{aligned} \mathbf{h}_1^{Cl}, \dots, \mathbf{h}_m^{Cl} &= \text{BiLSTM}(\tilde{w}_1^C, \dots, \tilde{w}_m^C), & \mathbf{h}_1^{Ql}, \dots, \mathbf{h}_n^{Ql} &= \text{BiLSTM}(w_1^Q, \dots, w_n^Q), \\ \mathbf{h}_1^{Ch}, \dots, \mathbf{h}_m^{Ch} &= \text{BiLSTM}(\mathbf{h}_1^{Cl}, \dots, \mathbf{h}_m^{Cl}), & \mathbf{h}_1^{Qh}, \dots, \mathbf{h}_n^{Qh} &= \text{BiLSTM}(\mathbf{h}_1^{Ql}, \dots, \mathbf{h}_n^{Ql}). \end{aligned}$$

Hence low-level and high-level concepts $\mathbf{h}^l, \mathbf{h}^h \in \mathbb{R}^{250}$ are created for each word.

Question Understanding. In the Question Understanding component, we apply a new BiLSTM taking in both $\mathbf{h}^{Ql}, \mathbf{h}^{Qh}$ to obtain the *final question representation* U_Q :

$$U_Q = \{\mathbf{u}_1^Q, \dots, \mathbf{u}_n^Q\} = \text{BiLSTM}([\mathbf{h}_1^{Ql}; \mathbf{h}_1^{Qh}], \dots, [\mathbf{h}_n^{Ql}; \mathbf{h}_n^{Qh}]).$$

where $\{\mathbf{u}_i^Q \in \mathbb{R}^{250}\}_{i=1}^n$ are the understanding vectors for Q .

Fully-Aware Multi-level Fusion: Higher-level. This component fuses all higher-level information in the question Q to the context C through fully-aware attention on history-of-word. Since the proposed attention scoring function for fully-aware attention is constrained to be symmetric, we need to identify the common history-of-word for both C, Q . This yields

$$\text{HoW}_i^C = [g_i^C; c_i^C; \mathbf{h}_i^{Cl}; \mathbf{h}_i^{Ch}], \quad \text{HoW}_i^Q = [g_i^Q; c_i^Q; \mathbf{h}_i^{Ql}; \mathbf{h}_i^{Qh}] \in \mathbb{R}^{1400},$$

where g_i is the GloVe embedding and c_i is the CoVe embedding. Then we fuse low, high, and understanding-level information from Q to C via *fully-aware attention*. Different sets of attention weights are calculated through attention function $S^l(\mathbf{x}, \mathbf{y}), S^h(\mathbf{x}, \mathbf{y}), S^u(\mathbf{x}, \mathbf{y})$ to combine low, high, and understanding-level of concepts. All three functions are the proposed symmetric form with nonlinearity in Section 2.3, but are parametrized by independent parameters to attend to different regions for different level. Attention hidden size is set to be $k = 250$.

$$1. \text{ Low-level fusion: } \hat{\mathbf{h}}_i^{Cl} = \sum_j \alpha_{ij}^l \mathbf{h}_j^{Ql}, \quad \alpha_{ij}^l \propto \exp(S^l(\text{HoW}_i^C, \text{HoW}_j^Q)). \quad (\text{C1})$$

$$2. \text{ High-level fusion: } \hat{\mathbf{h}}_i^{Ch} = \sum_j \alpha_{ij}^h \mathbf{h}_j^{Qh}, \quad \alpha_{ij}^h \propto \exp(S^h(\text{HoW}_i^C, \text{HoW}_j^Q)). \quad (\text{C1})$$

$$3. \text{ Understanding fusion: } \hat{\mathbf{u}}_i^C = \sum_j \alpha_{ij}^u \mathbf{u}_j^Q, \quad \alpha_{ij}^u \propto \exp(S^u(\text{HoW}_i^C, \text{HoW}_j^Q)). \quad (\text{C1})$$

This multi-level attention mechanism captures different levels of information independently, while taking all levels of information into account. A new BiLSTM is applied to obtain the representation for C fully fused with information in the question Q :

$$\{\mathbf{v}_1^C, \dots, \mathbf{v}_m^C\} = \text{BiLSTM}([\mathbf{h}_1^{Cl}; \mathbf{h}_1^{Ch}; \hat{\mathbf{h}}_1^{Cl}; \hat{\mathbf{h}}_1^{Ch}; \hat{\mathbf{u}}_1^C], \dots, [\mathbf{h}_m^{Cl}; \mathbf{h}_m^{Ch}; \hat{\mathbf{h}}_m^{Cl}; \hat{\mathbf{h}}_m^{Ch}; \hat{\mathbf{u}}_m^C]). \quad (\text{C2})$$

Fully-Aware Self-Boosted Fusion. We now use self-boosted fusion to consider distant parts in the context, as illustrated by arrow (3) in Figure 2. Again, we achieve this via fully-aware attention on history-of-word. We identify the history-of-word to be

$$\text{HoW}_i^C = [g_i^C; c_i^C; \mathbf{h}_i^{Cl}; \mathbf{h}_i^{Ch}; \hat{\mathbf{h}}_i^{Cl}; \hat{\mathbf{h}}_i^{Ch}; \hat{\mathbf{u}}_i^C; \mathbf{v}_i^C] \in \mathbb{R}^{2400}.$$

We then perform fully-aware attention, $\hat{\mathbf{v}}_i^C = \sum_j \alpha_{ij}^s \mathbf{v}_j^C$, $\alpha_{ij}^s \propto \exp(S^s(\text{HoW}_i^C, \text{HoW}_j^C))$. (C3)
The *final context representation* is obtained by

$$U_C = \{\mathbf{u}_1^C, \dots, \mathbf{u}_m^C\} = \text{BiLSTM}([\mathbf{v}_1^C; \hat{\mathbf{v}}_1^C], \dots, [\mathbf{v}_m^C; \hat{\mathbf{v}}_m^C]). \quad (\text{C4})$$

where $\{\mathbf{u}_i^C \in \mathbb{R}^{250}\}_{i=1}^m$ are the understanding vectors for C .

After these components in FusionNet, we have created the understanding vectors, U_C , for the context C , which are fully fused with the question Q . We also have the understanding vectors, U_Q , for the question Q .

3.2 APPLICATION IN MACHINE COMPREHENSION

We focus particularly on the output format in SQuAD (Rajpurkar et al., 2016) where the answer is always a span in the context. The output of FusionNet are the understanding vectors for both C and Q , $U_C = \{\mathbf{u}_1^C, \dots, \mathbf{u}_m^C\}$, $U_Q = \{\mathbf{u}_1^Q, \dots, \mathbf{u}_n^Q\}$.

We then use them to find the answer span in the context. Firstly, a single summarized question understanding vector is obtained through $\mathbf{u}^Q = \sum_i \beta_i \mathbf{u}_i^Q$, where $\beta_i \propto \exp(\mathbf{w}^T \mathbf{u}_i^Q)$ and \mathbf{w} is a trainable vector. Then we attend for the span start using the summarized question understanding vector \mathbf{u}^Q ,

$$P_i^S \propto \exp((\mathbf{u}^Q)^T W_S \mathbf{u}_i^C),$$

where $W_S \in \mathbb{R}^{d \times d}$ is a trainable matrix. To use the information of the span start when we attend for the span end, we combine the context understanding vector for the span start with \mathbf{u}^Q through a GRU (Chung et al., 2014), $\mathbf{v}^Q = \text{GRU}(\mathbf{u}^Q, \sum_i P_i^S \mathbf{u}_i^C)$, where \mathbf{u}^Q is taken as the memory and $\sum_i P_i^S \mathbf{u}_i^C$ as the input in GRU. Finally we attend for the end of the span using \mathbf{v}^Q ,

$$P_i^E \propto \exp((\mathbf{v}^Q)^T W_E \mathbf{u}_i^C),$$

where $W_E \in \mathbb{R}^{d \times d}$ is another trainable matrix.

Training. During training, we maximize the log probabilities of the ground truth span start and end, $\sum_k (\log(P_{i_k^s}^S) + \log(P_{i_k^e}^E))$, where i_k^s, i_k^e are the answer span for the k -th instance.

Prediction. We predict the answer span to be i^s, i^e with the maximum $P_{i^s}^S P_{i^e}^E$ under the constraint $0 \leq i^e - i^s \leq 15$.

4 EXPERIMENTS

In this section, we first present the datasets used for evaluation. Then we compare our end-to-end FusionNet model with existing machine reading models. Finally, we conduct experiments to validate the effectiveness of our proposed components. Detailed experimental settings can be found in Appendix C.

4.1 DATASETS

We focus on the SQuAD dataset (Rajpurkar et al., 2016) to train and evaluate our model. SQuAD is a popular machine comprehension dataset consisting of 100,000+ questions created by crowd workers on 536 Wikipedia articles. Each context is a paragraph from an article and the answer to each question is guaranteed to be a span in the context.

While rapid progress has been made on SQuAD, whether these systems truly understand language remains unclear. In a recent paper, Jia & Liang (2017) proposed several adversarial schemes to test the understanding of the systems. We will use the following two adversarial datasets, AddOneSent and AddSent, to evaluate our model. For both datasets, a confusing sentence is appended at the end of the context. The appended sentence is model-independent for AddOneSent, while AddSent requires querying the model a few times to choose the most confusing sentence.

4.2 MAIN RESULTS

We submitted our model to SQuAD for evaluation on the hidden test set. We also tested the model on the adversarial SQuAD datasets. Two official evaluation criteria are used: Exact Match (EM) and F1 score. EM measures how many predicted answers exactly match the correct answer, while F1 score measures the weighted average of the precision and recall at token level. The evaluation results for our model and other competing approaches are shown in Table 2.¹ Additional comparisons with state-of-the-art models in the literature can be found in Appendix A.

For the two adversarial datasets, AddOneSent and AddSent, the evaluation criteria is the same as SQuAD. However, all models are trained only on the original SQuAD, so the model never sees the

¹Numbers are extracted from SQuAD leaderboard <https://stanford-qa.com> on Oct. 4th, 2017.

	Test Set
<i>Single Model</i>	
	EM / F1
LR Baseline (Rajpurkar et al., 2016)	40.4 / 51.0
Match-LSTM (Wang & Jiang, 2016)	64.7 / 73.7
BiDAF (Seo et al., 2017)	68.0 / 77.3
SEDT (Liu et al., 2017)	68.2 / 77.5
RaSoR (Lee et al., 2016)	70.8 / 78.7
DrQA (Chen et al., 2017)	70.7 / 79.4
ReasoNet (Shen et al., 2017)	70.6 / 79.4
R. Mnemonic Reader (Hu et al., 2017)	73.2 / 81.8
DCN+	74.9 / 82.8
R-net (Wang et al., 2017)	75.7 / 83.5
FusionNet	76.0 / 83.9
<i>Ensemble Model</i>	
ReasoNet (Shen et al., 2017)	75.0 / 82.3
MEMEN (Pan et al., 2017)	75.4 / 82.7
R. Mnemonic Reader (Hu et al., 2017)	77.7 / 84.9
R-net (Wang et al., 2017)	78.2 / 85.2
DCN+	78.7 / 85.6
FusionNet	78.8 / 85.9
Human (Rajpurkar et al., 2016)	82.3 / 91.2

Table 2: The performance of FusionNet and competing approaches on SQuAD hidden test set at the time of writing (Oct. 4th, 2017).

AddSent	EM / F1
LR Baseline	17.0 / 23.2
Match-LSTM (E)	24.3 / 34.2
BiDAF (E)	29.6 / 34.2
SEDT (E)	30.0 / 35.0
Mnemonic Reader (S)	39.8 / 46.6
Mnemonic Reader (E)	40.7 / 46.2
ReasoNet (E)	34.6 / 39.4
FusionNet (E)	46.2 / 51.4

Table 3: Comparison on AddSent. (S: Single model, E: Ensemble)

AddOneSent	EM / F1
LR Baseline	22.3 / 30.4
Match-LSTM (E)	34.8 / 41.8
BiDAF (E)	40.7 / 46.9
SEDT (E)	40.0 / 46.5
Mnemonic Reader (S)	48.5 / 56.0
Mnemonic Reader (E)	48.7 / 55.3
ReasoNet (E)	43.6 / 49.8
FusionNet (E)	54.7 / 60.7

Table 4: Comparison on AddOneSent. (S: Single model, E: Ensemble)

adversarial datasets during training. The results for AddSent and AddOneSent are shown in Table 3 and Table 4, respectively.²

From the results, we can see that our models not only perform well on the original SQuAD dataset, but also outperform all previous models by more than 5% in EM score on the adversarial datasets. This shows that FusionNet is better at language understanding of both the context and question.

4.3 COMPARISON ON ATTENTION FUNCTION

In this experiment, we compare the performance of different attention scoring functions $S(\mathbf{x}, \mathbf{y})$ for fully-aware attention. We utilize the end-to-end architecture presented in Section 3.1. Fully-aware attention is used in two places, *fully-aware multi-level fusion: higher level* and *fully-aware self-boosted fusion*. Word-level fusion remains unchanged. Based on the discussion in Section 2.3, we consider the following formulations for comparison:

1. Additive attention (MLP) (Bahdanau et al., 2015): $\mathbf{s}^T \tanh(W_1 \mathbf{x} + W_2 \mathbf{y})$.
2. Multiplicative attention: $\mathbf{x}^T U^T V \mathbf{y}$.
3. Scaled multiplicative attention: $\frac{1}{\sqrt{k}} \mathbf{x}^T U^T V \mathbf{y}$, where k is the attention hidden size. It is proposed in (Vaswani et al., 2017).
4. Scaled multiplicative with nonlinearity: $\frac{1}{\sqrt{k}} f(U \mathbf{x})^T f(V \mathbf{y})$.
5. Our proposed symmetric form: $\mathbf{x}^T U^T D U \mathbf{y}$, where D is diagonal.
6. Proposed symmetric form with nonlinearity: $f(U \mathbf{x})^T D f(U \mathbf{y})$.

We consider the activation function $f(x)$ to be $\max(0, x)$. The results of various attention functions on SQuAD development set are shown in Table 5. It is clear that the symmetric form consistently outperforms all alternatives. We attribute this gain to the fact that symmetric form has a single large matrix U . All other alternatives have two large parametric matrices. During optimization, these two parametric matrices would interfere with each other and it will make the entire optimization

²Results are obtain from Codalab worksheet <https://goo.gl/E6Xi2E>.

Attention Function	EM / F1
Additive (MLP)	71.8 / 80.1
Multiplicative	72.1 / 80.6
Scaled Multiplicative	72.4 / 80.7
Scaled Multiplicative + ReLU	72.6 / 80.8
Symmetric Form	73.1 / 81.5
Symmetric Form + ReLU	75.3 / 83.6

Table 5: Comparison of different attention functions $S(x, y)$ on SQuAD dev set.

Configuration		Dev EM / F1
C, Q Fusion	Self C	
High-Level	None	64.6 / 73.2
FA High-Level		73.3 / 81.4
FA All-Level		72.3 / 80.7
FA Multi-Level		74.6 / 82.7
FA Multi-Level	Normal FA	74.4 / 82.6 75.3 / 83.6

Table 6: Comparison of different configurations demonstrates the effectiveness of history-of-word.

process challenging. Besides, by constraining $U^T V$ to be a symmetric matrix $U^T D U$, we retain the ability for x to attend to dissimilar y . Furthermore, its marriage with the nonlinearity continues to significantly boost the performance.

4.4 EFFECTIVENESS OF HISTORY-OF-WORD

In FusionNet, we apply the history-of-word and fully-aware attention in two major places to achieve good performance: multi-level fusion and self-boosted fusion. In this section, we present experiments to demonstrate the effectiveness of our application. In the experiments, we fix the attention function to be our proposed symmetric form with nonlinearity due to its good performance shown in Section 4.3. The results are shown in Table 6, and the details for each configuration can be found in Appendix B.

High-Level is a vanilla model where only the high-level information is fused from Q to C via standard attention. When placed in the conceptual architecture (Figure 2), it only contains arrow (2) without any other fusion processes.

FA High-Level is the *High-Level* model with standard attention replaced by fully-aware attention.

FA All-Level is a naive extension of *FA High-Level*, where all levels of information are concatenated and is fused into the context using the same attention weight.

FA Multi-Level is our proposed Fully-aware Multi-level fusion, where different levels of information are attended under separate attention weight.

Self C = None means we do not make use of self-boosted fusion.

Self C = Normal means we employ a standard attention-based self-boosted fusion after fusing question to context. This is illustrated as arrow (3) in the conceptual architecture (Figure 2).

Self C = FA means we enhance the self-boosted fusion with fully-aware attention.

High-Level vs. *FA High-Level*. From Table 6, we can see that *High-Level* performs poorly as expected. However enhancing this vanilla model with fully-aware attention significantly increase the performance by more than 8%. The performance of *FA High-Level* already outperforms many state-of-the-art MRC models. This clearly demonstrates the power of fully-aware attention.

FA All-Level vs. *FA Multi-Level*. Next, we consider models that fuse all levels of information from question Q to context C . *FA All-Level* is a naive extension of *FA High-Level*, but its performance is actually worse than *FA High-Level*. However, by fusing different parts of history-of-word in Q independently as in *FA Multi-Level*, we are able to further improve the performance.

Self C options. We have achieved decent performance without self-boosted fusion. Now, we compare adding normal and fully-aware self-boosted fusion into the architecture. Comparing *None* and *Normal* in Table 6, we can see that the use of normal self-boosted fusion is not very effective under our improved C, Q Fusion. Then by comparing with *FA*, it is clear that through the enhancement of fully-aware attention, the enhanced self-boosted fusion can provide considerable improvement.

Together, these experiments demonstrate that the ability to take all levels of understanding as a whole is crucial for machines to better understand the text.

5 CONCLUSIONS

In this paper, we describe a new deep learning model called FusionNet with its application to machine comprehension. FusionNet proposes a novel attention mechanism with following three contributions: 1. the concept of *history-of-word* to build the attention using complete information from the lowest word-level embedding up to the highest semantic-level representation; 2. a new scoring function to effectively and efficiently fuse information between question and context; 3. a fully-aware multi-level fusion to exploit information layer by layer discriminatively. We applied FusionNet to MRC task and experimental results show that FusionNet outperforms existing machine reading models on both the SQuAD dataset and the adversarial SQuAD dataset. We believe FusionNet is a general and improved attention mechanism and can be applied to many tasks. Our future work is to study its capability in other NLP problems.

ACKNOWLEDGMENTS

We would like to thank Paul Mineiro, Sebastian Kochman, Pengcheng He, Jade Huang and Jingjing Liu from Microsoft Business AI and Mac-Antoine Rondeau from Maluuba for their valuable comments and tremendous help in this paper.

REFERENCES

- Dzmitry Bahdanau, Kyunghyun Cho, and Yoshua Bengio. Neural machine translation by jointly learning to align and translate. *ICLR*, 2015.
- Denny Britz, Anna Goldie, Thang Luong, and Quoc Le. Massive exploration of neural machine translation architectures. *arXiv preprint arXiv:1703.03906*, 2017.
- Danqi Chen, Adam Fisch, Jason Weston, and Antoine Bordes. Reading wikipedia to answer open-domain questions. *arXiv preprint arXiv:1704.00051*, 2017.
- Junyoung Chung, Caglar Gulcehre, KyungHyun Cho, and Yoshua Bengio. Empirical evaluation of gated recurrent neural networks on sequence modeling. *arXiv preprint arXiv:1412.3555*, 2014.
- Yarin Gal and Zoubin Ghahramani. A theoretically grounded application of dropout in recurrent neural networks. In *NIPS*, 2016.
- Sepp Hochreiter and Jürgen Schmidhuber. Long short-term memory. *Neural computation*, 1997.
- Minghao Hu, Yuxing Peng, and Xipeng Qiu. Reinforced mnemonic reader for machine comprehension. *arXiv preprint arXiv:1705.02798*, 2017.
- Robin Jia and Percy Liang. Adversarial examples for evaluating reading comprehension systems. *EMNLP*, 2017.
- Diederik Kingma and Jimmy Ba. Adam: A method for stochastic optimization. *arXiv preprint arXiv:1412.6980*, 2014.
- Kenton Lee, Shimi Salant, Tom Kwiatkowski, Ankur Parikh, Dipanjan Das, and Jonathan Berant. Learning recurrent span representations for extractive question answering. *arXiv preprint arXiv:1611.01436*, 2016.
- Rui Liu, Junjie Hu, Wei Wei, Zi Yang, and Eric Nyberg. Structural embedding of syntactic trees for machine comprehension. *arXiv preprint arXiv:1703.00572*, 2017.
- B. McCann, J. Bradbury, C. Xiong, and R. Socher. Learned in Translation: Contextualized Word Vectors. *arXiv preprint arXiv:1708.00107*, 2017.
- Boyuan Pan, Hao Li, Zhou Zhao, Bin Cao, Deng Cai, and Xiaofei He. Memen: Multi-layer embedding with memory networks for machine comprehension. *arXiv preprint arXiv:1707.09098*, 2017.
- Jeffrey Pennington, Richard Socher, and Christopher Manning. Glove: Global vectors for word representation. In *EMNLP*, 2014.

-
- Pranav Rajpurkar, Jian Zhang, Konstantin Lopyrev, and Percy Liang. Squad: 100,000+ questions for machine comprehension of text. *EMNLP*, 2016.
- Minjoon Seo, Aniruddha Kembhavi, Ali Farhadi, and Hannaneh Hajishirzi. Bidirectional attention flow for machine comprehension. In *ICLR*, 2017.
- Yelong Shen, Po-Sen Huang, Jianfeng Gao, and Weizhu Chen. Reasonet: Learning to stop reading in machine comprehension. In *KDD*, 2017.
- Nitish Srivastava, Geoffrey E Hinton, Alex Krizhevsky, Ilya Sutskever, and Ruslan Salakhutdinov. Dropout: a simple way to prevent neural networks from overfitting. *JMLR*, 2014.
- Ashish Vaswani, Noam Shazeer, Niki Parmar, Jakob Uszkoreit, Llion Jones, Aidan N. Gomez, Lukasz Kaiser, and Illia Polosukhin. Attention is all you need. 2017.
- Shuohang Wang and Jing Jiang. Machine comprehension using match-lstm and answer pointer. *arXiv preprint arXiv:1608.07905*, 2016.
- Wenhui Wang, Nan Yang, Furu Wei, Baobao Chang, and Ming Zhou. Gated self-matching networks for reading comprehension and question answering. In *ACL*, 2017.
- Zhiguo Wang, Haitao Mi, Wael Hamza, and Radu Florian. Multi-perspective context matching for machine comprehension. *arXiv preprint arXiv:1612.04211*, 2016.
- Dirk Weissenborn, Georg Wiese, and Laura Seiffe. Making neural qa as simple as possible but not simpler. In *CoNLL*, 2017.
- Caiming Xiong, Victor Zhong, and Richard Socher. Dynamic coattention networks for question answering. *ICLR*, 2017.

A ADDITIONAL COMPARISON WITH STATE-OF-THE-ART MODELS

In this appendix, we compare with published state-of-the-art architectures on the SQuAD dev set. The comparison is shown in Figure 5 and 6 for EM and F1 score respectively. The performance of FusionNet is shown under different training epochs. Each epoch loops through all the examples in the training set once. On a single NVIDIA GeForce GTX Titan X GPU, each epoch took roughly 20 minutes when batch size 32 is used.

The state-of-the-art models compared in this experiment include:

1. Published version of R-net in their technical report (Wang et al., 2017),
2. Reinforced Mnemonic Reader (Hu et al., 2017),
3. MEMEN (Pan et al., 2017),
4. Reasonet (Shen et al., 2017),
5. Document reader (DrQA) (Chen et al., 2017),
6. DCN (Xiong et al., 2017),
7. DCN + character embedding (Char) + CoVe (McCann et al., 2017),
8. BiDAF (Seo et al., 2017),
9. the best-performing variant of Match-LSTM (Wang & Jiang, 2016).

B DETAILED CONFIGURATIONS IN THE ABLATION STUDY

In this appendix, we present details for the configurations used in the ablation study in Section 4.4. For all configurations, the understanding vectors for both the context C and the question Q will be generated, then we follow the same output architecture in Section 3.2 to apply them to machine reading comprehension problem.

High-Level. Firstly, context words and question words are transformed into input vectors in the same way as FusionNet,

$$\{w_1^C, \dots, w_m^C\}, \quad \{w_1^Q, \dots, w_n^Q\}.$$

Then we pass them independently to two layers of BiLSTM.

$$\begin{aligned} h_1^{Cl}, \dots, h_m^{Cl} &= \text{BiLSTM}(w_1^C, \dots, w_m^C), & h_1^{Ql}, \dots, h_n^{Ql} &= \text{BiLSTM}(w_1^Q, \dots, w_n^Q), \\ h_1^{Ch}, \dots, h_m^{Ch} &= \text{BiLSTM}(h_1^{Cl}, \dots, h_m^{Cl}), & h_1^{Qh}, \dots, h_n^{Qh} &= \text{BiLSTM}(h_1^{Ql}, \dots, h_n^{Ql}). \end{aligned}$$

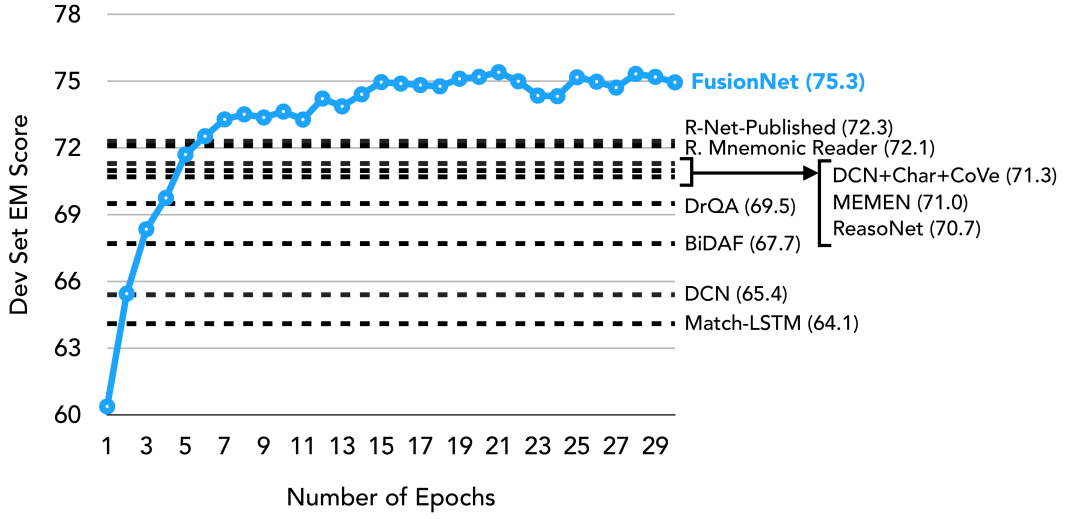


Figure 5: EM score on the SQuAD dev set under different training epoch.

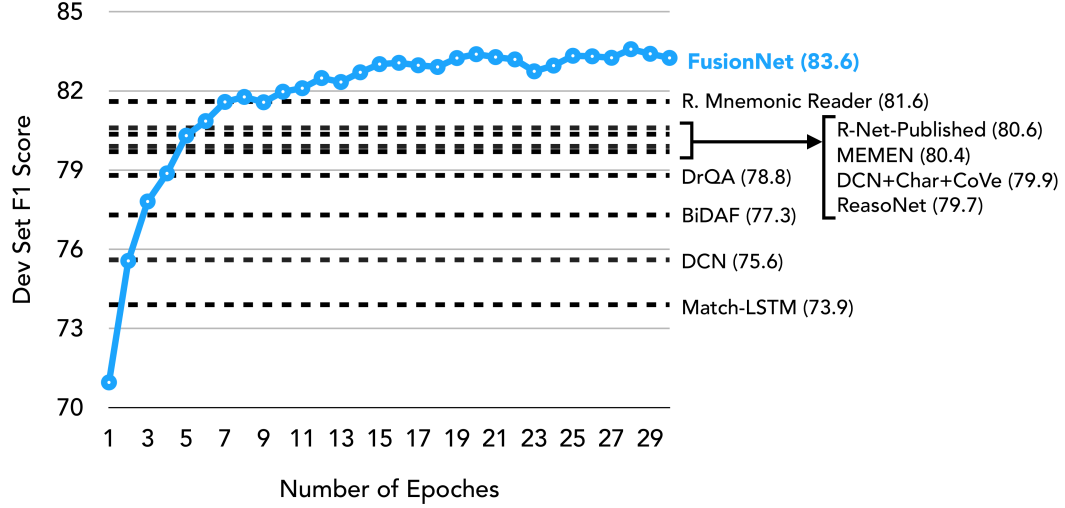


Figure 6: F1 score on the SQuAD dev set under different training epoch.

Next we consider the standard attention-based fusion for the high level representation.

$$\hat{\mathbf{h}}_i^{Ch} = \sum_j \alpha_{ij} \mathbf{h}_j^{Qh}, \quad \alpha_{ij} = \frac{\exp(S_{ij})}{\sum_k \exp(S_{ik})}, \quad S_{ij} = S(\mathbf{h}_i^{Ch}, \mathbf{h}_j^{Qh}).$$

Then we concatenate the attended vector $\hat{\mathbf{h}}_i^{Ch}$ with the original high level representation \mathbf{h}_i^{Ch} and pass through two layers of BiLSTM to fully mix the two information. The understanding vectors for the context is the hidden vectors in the final layers of the BiLSTM.

$$\mathbf{u}_1^C, \dots, \mathbf{u}_m^C = \text{BiLSTM}([\mathbf{h}_1^{Ch}; \hat{\mathbf{h}}_1^{Ch}], \dots, [\mathbf{h}_m^{Ch}; \hat{\mathbf{h}}_m^{Ch}])$$

The understanding vectors for the question is the high level representation itself,

$$\mathbf{u}_1^Q, \dots, \mathbf{u}_n^Q = \mathbf{h}_1^{Qh}, \dots, \mathbf{h}_n^{Qh}.$$

Now we have obtained the understanding vectors for both the context and the question. The answer can thus be found. Neither word-level fusion (1) nor self-boosted fusion (3, 3') in Figure 2 are used.

FA High-Level. The only difference to *High-Level* is the enhancement of fully-aware attention. This is as simple as changing

$$S_{ij} = S(\mathbf{h}_i^{Ch}, \mathbf{h}_j^{Qh}) \implies S_{ij} = S([\mathbf{g}_i^C; \mathbf{c}_i^C; \mathbf{h}_i^{Cl}; \mathbf{h}_i^{Ch}], [\mathbf{g}_j^Q; \mathbf{c}_j^Q; \mathbf{h}_j^{Ql}; \mathbf{h}_j^{Qh}]),$$

where $[\mathbf{g}_i; \mathbf{c}_i; \mathbf{h}_i^l; \mathbf{h}_i^h]$ is the common history-of-word for both context and question. All other places remains the same as *High-Level*. This simple change results in significant improvement. The performance of *FA High-Level* can already outperform many state-of-the-art models in the literature. Note that our proposed symmetric form with nonlinearity should be used to guarantee the boost.

FA All-Level. First, we use the same procedure as *High-Level* to obtain

$$\begin{aligned} & \{\mathbf{w}_1^C, \dots, \mathbf{w}_m^C\}, \quad \{\mathbf{w}_1^Q, \dots, \mathbf{w}_n^Q\}, \\ & \{\mathbf{h}_1^{Cl}, \dots, \mathbf{h}_m^{Cl}\}, \quad \{\mathbf{h}_1^{Ql}, \dots, \mathbf{h}_n^{Ql}\}, \\ & \{\mathbf{h}_1^{Ch}, \dots, \mathbf{h}_m^{Ch}\}, \quad \{\mathbf{h}_1^{Qh}, \dots, \mathbf{h}_n^{Qh}\}. \end{aligned}$$

Next we make use of the fully-aware attention similar to *FA High-Level*, but take back the entire history-of-word.

$$\begin{aligned} \alpha_{ij} &= \frac{\exp(S_{ij})}{\sum_k \exp(S_{ik})}, \quad S_{ij} = S([\mathbf{g}_i^C; \mathbf{c}_i^C; \mathbf{h}_i^{Cl}; \mathbf{h}_i^{Ch}], [\mathbf{g}_j^Q; \mathbf{c}_j^Q; \mathbf{h}_j^{Ql}; \mathbf{h}_j^{Qh}]), \\ \text{HoW}_i^C &= \sum_j \alpha_{ij} [\mathbf{g}_j^Q; \mathbf{c}_j^Q; \mathbf{h}_j^{Ql}; \mathbf{h}_j^{Qh}]. \end{aligned}$$

Then we concatenate the attended history-of-word HoW_i^C with the original history-of-word $[\mathbf{g}_i^C; \mathbf{c}_i^C; \mathbf{h}_i^{Cl}; \mathbf{h}_i^{Ch}]$ and pass through two layers of BiLSTM to fully mix the two information. The understanding vectors for the context is the hidden vectors in the final layers of the BiLSTM.

$$\mathbf{u}_1^C, \dots, \mathbf{u}_m^C = \text{BiLSTM}([\mathbf{g}_1^C; \mathbf{c}_1^C; \mathbf{h}_1^{Cl}; \mathbf{h}_1^{Ch}; \text{HoW}_1^C], \dots, [\mathbf{g}_m^C; \mathbf{c}_m^C; \mathbf{h}_m^{Cl}; \mathbf{h}_m^{Ch}; \text{HoW}_m^C])$$

The understanding vectors for the question is similar to the *Understanding* component in Section 3.1,

$$\mathbf{u}_1^Q, \dots, \mathbf{u}_n^Q = \text{BiLSTM}([\mathbf{g}_1^Q; \mathbf{c}_1^Q; \mathbf{h}_1^{Ql}; \mathbf{h}_1^{Qh}], \dots, [\mathbf{g}_m^Q; \mathbf{c}_m^Q; \mathbf{h}_m^{Ql}; \mathbf{h}_m^{Qh}]).$$

We have now generated the understanding vectors for both the context and the question.

FA Multi-Level. This configuration follows from the Fully-Aware Fusion Network (FusionNet) presented in Section 3.1. The major difference compared to *FA All-Level* is that different layers in the history-of-word uses a different attention weight α while being fully aware of the entire history-of-word. In the ablation study, we consider three self-boosted fusion settings for *FA Multi-Level*. The *Fully-Aware* setting is the one presented in Section 3.1. Here we discuss all three of them in detail.

- For the **None** setting in self-boosted fusion, no self-boosted fusion is used and we use two layers of BiLSTM to mix the attended information. The understanding vectors for the context C is the hidden vectors in the final layers of the BiLSTM,

$$\mathbf{u}_1^C, \dots, \mathbf{u}_m^C = \text{BiLSTM}([\mathbf{h}_1^{Cl}; \mathbf{h}_1^{Ch}; \hat{\mathbf{h}}_1^{Cl}; \hat{\mathbf{h}}_1^{Ch}; \hat{\mathbf{u}}_1^C], \dots, [\mathbf{h}_m^{Cl}; \mathbf{h}_m^{Ch}; \hat{\mathbf{h}}_m^{Cl}; \hat{\mathbf{h}}_m^{Ch}; \hat{\mathbf{u}}_m^C]).$$

Self-boosted fusion is not utilized in all previous configurations: *High-Level*, *FA High-Level* and *FA All-Level*.

- For the **Normal** setting, we first use one layer of BiLSTM to mix the attended information.

$$\mathbf{v}_1^C, \dots, \mathbf{v}_m^C = \text{BiLSTM}([\mathbf{h}_1^{Cl}; \mathbf{h}_1^{Ch}; \hat{\mathbf{h}}_1^{Cl}; \hat{\mathbf{h}}_1^{Ch}; \hat{\mathbf{u}}_1^C], \dots, [\mathbf{h}_m^{Cl}; \mathbf{h}_m^{Ch}; \hat{\mathbf{h}}_m^{Cl}; \hat{\mathbf{h}}_m^{Ch}; \hat{\mathbf{u}}_m^C]).$$

Then we fuse the context information into itself through standard attention,

$$S_{ij} = S(\mathbf{v}_i^C, \mathbf{v}_j^C), \quad \alpha_{ij} = \frac{\exp(S_{ij})}{\sum_k \exp(S_{ik})}, \quad \hat{\mathbf{v}}_i^C = \sum_j \alpha_{ij} \mathbf{v}_j^C.$$

The final understanding vectors for the context C is the output hidden vectors after passing the concatenated vectors into a BiLSTM,

$$\mathbf{u}_1^C, \dots, \mathbf{u}_m^C = \text{BiLSTM}([\mathbf{v}_1^C; \hat{\mathbf{v}}_1^C], \dots, [\mathbf{v}_m^C; \hat{\mathbf{v}}_m^C]).$$

- For the **Fully-Aware** setting, we change $S_{ij} = S(v_i^C, v_j^C)$ in the *Normal* setting to the fully-aware attention

$$S_{ij} = S([\mathbf{w}_i^C; \mathbf{h}_i^{Cl}; \mathbf{h}_i^{Ch}; \hat{\mathbf{h}}_u^{Cl}; \hat{\mathbf{h}}_i^{Ch}; \hat{\mathbf{u}}_i^C; \mathbf{v}_i^C], [\mathbf{w}_j^C; \mathbf{h}_j^{Cl}; \mathbf{h}_j^{Ch}; \hat{\mathbf{h}}_j^{Cl}; \hat{\mathbf{h}}_j^{Ch}; \hat{\mathbf{u}}_j^C; \mathbf{v}_j^C]).$$

All other places remains the same. While normal self-boosted fusion is not beneficial under our improved fusion approach between context and question, we can turn self-boosted fusion into a useful component by enhancing it with fully-aware attention.

C MODEL DETAILS

We make use of spaCy for tokenization, POS tagging and NER. We additionally fine-tuned the GloVe embeddings of the top 1000 frequent question words. During training, we use a dropout rate of 0.4 (Srivastava et al., 2014) after the embedding layer (GloVe and CoVe) and before applying any linear transformation. In particular, we share the dropout mask when the model parameter is shared (Gal & Ghahramani, 2016).

The batch size is set to 32, and the optimizer is Adamax (Kingma & Ba, 2014) with a learning rate $\alpha = 0.002$, $\beta = (0.9, 0.999)$ and $\epsilon = 10^{-8}$. A fixed random seed is used across all experiments. All models are implemented in PyTorch (<http://pytorch.org/>). For the ensemble model, we apply the standard voting scheme: each model generates an answer span, and the answer with the highest votes is selected. We break ties randomly. There are 31 models in the ensemble.

D SAMPLE EXAMPLES FROM ADVERSARIAL SQUAD DATASET

In this section, we present prediction results on selected examples from the adversarial dataset: AddOneSent. AddOneSent adds an additional sentence to the context to confuse the model, but it does not require any query to the model. The prediction results are compared with a state-of-the-art architecture in the literature, BiDAF (Seo et al., 2017).

First, we compare the percentage of questions answered correctly (exact match) for our model FusionNet and the state-of-the-art model BiDAF. The comparison is shown in Figure 7. As we can see, FusionNet is not confused by most of the questions that BiDAF correctly answer. Among the 3.3% answered correctly by BiDAF but not FusionNet, $\sim 1.6\%$ are being confused by the added sentence; $\sim 1.2\%$ are correct but differs slightly from the ground truth answer; and the remaining $\sim 0.5\%$ are completely incorrect in the first place.

Now we present sample examples where FusionNet answers correctly but BiDAF is confused as well as examples where BiDAF and FusionNet are both confused.

D.1 FUSIONNET ANSWERS CORRECTLY WHILE BiDAF IS INCORRECT

ID: 57273cca708984140094db35-high-conf-turk1

Context: Large-scale construction requires collaboration across multiple disciplines. An architect normally manages the job, and a construction manager, design engineer, construction engineer or project manager supervises it. *For the successful execution of a project, effective planning is essential.* Those involved with the design and execution of the infrastructure in question must consider zoning requirements, the environmental impact of the job, the successful scheduling, budgeting, construction-site safety, availability and transportation of building materials, logistics, inconvenience to the public caused by construction delays and bidding, etc. The largest construction projects are referred to as megaprojects. **Confusion** is essential for the unsuccessful execution of a project.

Question: What is essential for the successful execution of a project?

Answer: effective planning

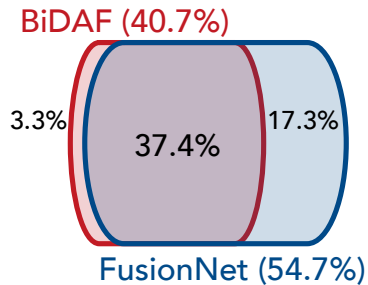


Figure 7: Questions answered correctly on AddOneSent.

FusionNet Prediction: effective planning
BiDAF Prediction: Confusion

ID: 5727e8424b864d1900163fc1-high-conf-turk1

Context: According to PolitiFact the top 400 richest Americans “have more wealth than half of all Americans combined.” *According to the New York Times on July 22, 2014, the “richest 1 percent in the United States now own more wealth than the bottom 90 percent”*. Inherited wealth may help explain why many Americans who have become rich may have had a “substantial head start”. In September 2012, according to the Institute for Policy Studies, “over 60 percent” of the Forbes richest 400 Americans “grew up in substantial privilege”. **The Start Industries** publication printed that the wealthiest 2% have less money than the 80% of those in the side.

Question: What publication printed that the wealthiest 1% have more money than those in the bottom 90%?

Answer: New York Times

FusionNet Prediction: New York Times

BiDAF Prediction: The Start Industries

ID: 5729feaf6aef051400155189-high-conf-turk2

Context: *Between 1991 and 2000, the total area of forest lost in the Amazon rose from 415,000 to 587,000 square kilometres* (160,000 to 227,000 sq mi), with most of the lost forest becoming pasture for cattle. Seventy percent of formerly forested land in the Amazon, and 91% of land deforested since 1970, is used for livestock pasture. Currently, Brazil is the second-largest global producer of soybeans after the United States. New research however, conducted by Leydimere Oliveira et al., has shown that the more rainforest is logged in the Amazon, the less precipitation reaches the area and so the lower the yield per hectare becomes. So despite the popular perception, there has been no economical advantage for Brazil from logging rainforest zones and converting these to pastoral fields. In the year 1998 **187000** square kilometres of the Bezos forest had been lost.

Question: In the year 2000 how many square kilometres of the Amazon forest had been lost?

Answer: 587,000

FusionNet Prediction: 587,000

BiDAF Prediction: 187000

ID: 56de4a89cffd8e1900b4b7be-high-conf-turk0

Context: *Norman architecture* typically stands out as a new stage in the architectural history of the regions they subdued. They spread a unique Romanesque idiom to England and Italy, and the encastellation of these regions with keeps in their north French style fundamentally altered the military landscape. *Their style was characterised by rounded arches*, particularly over windows and doorways, and massive proportions. Leonard architecture has **deep arches**.

Question: What kind of arches does Norman architecture have?

Answer: rounded

FusionNet Prediction: rounded

BiDAF Prediction: deep arches

ID: 5726509bdd62a815002e815c-high-conf-turk1

Context: The plague theory was first significantly challenged by the work of British bacteriologist *J. F. D. Shrewsbury in 1970*, who noted that the reported rates of mortality in rural areas during the 14th-century pandemic were inconsistent with the modern bubonic plague, *leading him to conclude that contemporary accounts were exaggerations*. In 1984 zoologist Graham Twigg produced the first major work to challenge the bubonic plague theory directly, and **his doubts about the identity of the Black Death** have been taken up by a number of authors, including Samuel K. Cohn, Jr. (2002), David Herlihy (1997), and Susan Scott and Christopher Duncan (2001). This was Hereford’s conclusion.

Question: What was Shrewsbury’s conclusion?

Answer: contemporary accounts were exaggerations

FusionNet Prediction: contemporary accounts were exaggerations
BiDAF Prediction: his doubts about the identity of the Black Death

ID: 5730cb8df6cb411900e244c6-high-conf-turk0

Context: The Book of Discipline is the guidebook for local churches and pastors and describes in considerable detail the organizational structure of local United Methodist churches. All UM churches must have a board of trustees with at least three members and no more than nine members and it is recommended that no gender should hold more than a 2/3 majority. All churches must also have a nominations committee, a finance committee and a church council or administrative council. Other committees are suggested but not required such as a missions committee, or evangelism or worship committee. Term limits are set for some committees but not for all. *The church conference is an annual meeting* of all the officers of the church and any interested members. *This committee has the exclusive power to set pastors' salaries* (compensation packages for tax purposes) and to elect officers to the committees. **The hamster committee** did not have the power to set pastors' salaries.

Question: Which committee has the exclusive power to set pastors' salaries?

Answer: The church conference

FusionNet Prediction: The church conference

BiDAF Prediction: The hamster committee

D.2 FUSIONNET AND BiDAF ARE BOTH INCORRECT

ID: 572fec30947a6a140053cdf5-high-conf-turk0

Context: In the centre of Basel, the first major city in the course of the stream, is located the “Rhine knee”; this is *a major bend*, where the overall direction of the *Rhine* changes from West to North. *Here the High Rhine ends*. Legally, the Central Bridge is the boundary between High and Upper Rhine. The river now flows North as Upper Rhine through the Upper Rhine Plain, which is about 300 km long and up to 40 km wide. The most important tributaries in this area are the Ill below of Strasbourg, the Neckar in Mannheim and the Main across from Mainz. In Mainz, the Rhine leaves the Upper Rhine Valley and flows through the Mainz Basin. **Serbia** ends after the bend in the Danube.

Question: What ends at this bend in the Rhine?

Answer: High Rhine

FusionNet Prediction: Serbia

BiDAF Prediction: Serbia

Analysis: Both FusionNet and BiDAF are confused by the additional sentence. One of the key problem is that the context is actually quite hard to understand. “major bend” is distantly connected to “Here the High Rhine ends”. Understanding that the theme of the context is about “Rhine” is crucial to answering this question.

ID: 573092088ab72b1400f9c598-high-conf-turk2

Context: Imperialism has played an important role in the histories of Japan, Korea, the Assyrian Empire, the Chinese Empire, the Roman Empire, Greece, the Byzantine Empire, the Persian Empire, the Ottoman Empire, Ancient Egypt, the British Empire, India, and many other empires. Imperialism was a basic component to the conquests of Genghis Khan during the Mongol Empire, and of other war-lords. Historically recognized Muslim empires number in the dozens. Sub-Saharan Africa has also featured dozens of empires that *predate the European colonial era, for example the Ethiopian Empire*, Oyo Empire, Asante Union, Luba Empire, Lunda Empire, and Mutapa Empire. The Americas during the pre-Columbian era also had large empires such as the Aztec Empire and the Incan Empire. The British Empire is older than the **Eritrean Conquest**.

Question: Which is older the British Empire or the Ethiopian Empire?

Answer: Ethiopian Empire

FusionNet Prediction: Eritrean Conquest

BiDAF Prediction: Eritrean Conquest

Analysis: Similar to the previous example, both are confused by the additional sentence because the

answer is obscured in the context. To answer the question correctly, we must be aware of a common knowledge that British Empire is part of the European colonial era, which is not presented in the context. Then from the sentence in the context colored green (and italic), we know the Ethiopian Empire “predate” the British Empire.

ID: 57111713a58dae1900cd6c02-high-conf-turk2

Context: In February 2010, in response to controversies regarding claims in the Fourth Assessment Report, five climate scientists all contributing or lead IPCC report authors wrote in the journal Nature calling for changes to the IPCC. They suggested a range of new organizational options, from tightening the selection of lead authors and contributors, to dumping it in favor of a small permanent body, or even turning the whole climate science assessment process into a moderated “living” Wikipedia-IPCC. *Other recommendations included that the panel employ a full-time staff and remove government oversight from its processes to avoid political interference.* It was suggested that the panel learn to avoid nonpolitical problems.

Question: How was it suggested that the IPCC avoid political problems?

Answer: remove government oversight from its processes

FusionNet Prediction: the panel employ a full-time staff and remove government oversight from its processes

BiDAF Prediction: the panel employ a full-time staff and remove government oversight from its processes

Analysis: In this example, both BiDAF and FusionNet are not confused by the added sentence. However, the prediction by both model are not precise enough. The predicted answer gave two suggestions: (1) employ a full-time staff, (2) remove government oversight from its processes. Only the second one is suggested to avoid political problems. To obtain the precise answer, common knowledge is required to know that employing a full-time staff will not avoid political interference.

ID: 57111713a58dae1900cd6c02-high-conf-turk2

Context: Most of the *Huguenot* congregations (or individuals) in North America eventually affiliated with other Protestant denominations with more numerous members. The *Huguenots* adapted quickly and *often married outside their immediate French communities*, which led to their assimilation. *Their descendants* in many families continued to use French first names and surnames for their children well into the nineteenth century. Assimilated, the French made numerous contributions to United States economic life, especially as merchants and artisans in the late Colonial and early Federal periods. *For example, E.I. du Pont*, a former student of Lavoisier, *established the Eleutherian gunpowder mills*. *Westinghouse* was one prominent Neptune arms manufacturer.

Question: Who was one prominent Huguenot-descended arms manufacturer?

Answer: E.I. du Pont

FusionNet Prediction: Westinghouse

BiDAF Prediction: Westinghouse

Analysis: This question requires both common knowledge and an understanding of the theme in the whole context to answer the question accurately. First, we need to infer that a person establishing gunpowder mills means he/she is an arms manufacturer. Furthermore, in order to relate E.I. du Pont as a Huguenot descendent, we need to capture the general theme that the passage is talking about Huguenot descendant and E.I. du Pont serves as an example.