

MANIFOLD LEARNING WITH BI-STOCHASTIC KERNELS

RONALD R. COIFMAN AND NICHOLAS F. MARSHALL

ABSTRACT. In this paper we answer the following question: what is the infinitesimal generator of the diffusion process defined by a kernel that is normalized such that it is bi-stochastic with respect to a specified measure? More precisely, under the assumption that data is sampled from a Riemannian manifold we determine how the resulting infinitesimal generator depends on the potentially nonuniform distribution of the sample points, and the specified measure for the bi-stochastic normalization. In a special case, we demonstrate a connection to the heat kernel. We consider both the case where only a single data set is given, and the case where a data set and a reference set are given. The spectral theory of the constructed operators is studied, and Nyström extension formulas for the gradients of the eigenfunctions are computed. Applications to discrete point sets and manifold learning are discussed.

1. INTRODUCTION

1.1. Introduction. Suppose that X is a compact smooth Riemannian manifold endowed with a measure $d\mu(x) = q(x)dx$, where $q \in C^3(X)$ is a positive density function with respect to the volume measure dx on X . Assume that X is isometrically embedded in \mathbb{R}^d and define $k_\varepsilon : X \times X \rightarrow \mathbb{R}$ by

$$k_\varepsilon(x, y) := h\left(\frac{|x - y|^2}{\varepsilon}\right),$$

where h is a smooth function of exponential decay, and where $|\cdot|$ denotes the Euclidean norm on \mathbb{R}^d . Given a positive weight function $w \in C^3(X)$, we define $d\hat{\mu}(x) := d\mu(x)/w(x)$, and assert that there exists a function $d \in C^\infty(X)$ such that the kernel $b_\varepsilon : X \times X \rightarrow \mathbb{R}$ defined by

$$b_\varepsilon(x, y) = \frac{k_\varepsilon(x, y)}{d(x)d(y)} \quad \text{is bi-stochastic with respect to } d\hat{\mu},$$

i.e., $\int_X b_\varepsilon(x, y)d\hat{\mu}(y) = \int_X b_\varepsilon(x, y)d\hat{\mu}(x) = 1$. The existence of such a function d follows from [2] and from the smoothness of h as described in Section 3.2. Define the operator

$$B_\varepsilon : L^2(X, d\hat{\mu}) \rightarrow L^2(X, d\hat{\mu}) \quad \text{by} \quad B_\varepsilon f(x) = \int_X b_\varepsilon(x, y)f(y)d\hat{\mu}(y).$$

Our first result characterizes the infinitesimal generator associated with B_ε , and requires a class of smooth test functions. As in [3], we define E_k to be the span of the first k Neumann eigenfunctions of the Laplace-Beltrami operator Δ on X , with the convention (by the possibility of multiplying by -1) that Δ is positive semi-definite. Let

$$m_0 = \int_{\mathbb{R}^d} h(|t|^2)dt \quad \text{and} \quad m_1 = \int_{\mathbb{R}^d} t_1^2 h(|t|^2)dt,$$

where dt denotes the Lebesgue measure on \mathbb{R}^d .

Theorem 1. *Suppose $k > 0$ is fixed. Then on E_k*

$$\frac{I - B_\varepsilon}{\varepsilon} f \rightarrow \frac{m_2}{2m_0} \left(\frac{\Delta \left(f \left(\frac{q}{w} \right)^{1/2} \right)}{\left(\frac{q}{w} \right)^{1/2}} - \frac{\Delta \left(\frac{q}{w} \right)^{1/2}}{\left(\frac{q}{w} \right)^{1/2}} f \right) \quad \text{in } L^2 \text{ norm as } \varepsilon \rightarrow 0,$$

where I denotes the identity operator.

Key words and phrases. Diffusion map, bi-stochastic kernel, heat kernel.

For example, suppose that $h(|x|^2) = e^{-|x|^2}$ is the Gaussian kernel which satisfies

$$m_0 = \int_{\mathbb{R}^d} e^{-|t|^2} dt = (2\pi)^{d/2}, \quad \text{and} \quad m_1 = \int_{\mathbb{R}^d} t_1^2 e^{-|t|^2} dt = 2(2\pi)^{d/2},$$

and suppose that $w(x) = q_\varepsilon(x)$, where

$$q_\varepsilon(x) := \int_X k_\varepsilon(x, y) d\mu(y).$$

Then we have the following Corollary.

Corollary 1. *Let $k > 0$ be fixed. Suppose $h(|x|^2) = e^{-|x|^2}$ and $w(x) = q_\varepsilon(x)$. Then on E_k*

$$\frac{I - B_\varepsilon}{\varepsilon} f \rightarrow \Delta f \quad \text{in } L^2 \text{ norm as } \varepsilon \rightarrow 0,$$

where Δ denotes the positive semi-definite Laplace-Beltrami operator on X .

The proof of this Corollary is included after the proof of Theorem 1; essentially, the proof amounts to checking that $w(x) = q_\varepsilon(x)$ approximates $q(x)$ with sufficiently small error such that $w(x)$ can be replaced by $q(x)$ in the result of Theorem 1. Corollary 1 suggests that the operator B_ε can be viewed as an approximation to the heat kernel; more precisely, we have the following result.

Corollary 2. *Suppose that $h(|x|^2) = e^{-|x|^2}$ and $w(x) = q_\varepsilon(x)$. Then on $L^2(X)$*

$$B_\varepsilon^{t/\varepsilon} f \rightarrow e^{-t\Delta} f \quad \text{in } L^2 \text{ norm as } \varepsilon \rightarrow 0,$$

where $e^{-\Delta t}$ denotes the Neumann heat kernel on X .

The proof of Corollary 2 is included following the proof of Theorem 1.

1.2. Connection to diffusion maps. The reader might notice the similarity between the bi-stochastic operator B_ε and the averaging operator A_ε of Lafon [8] which also approximates the Laplace-Beltrami operator. Specifically, the operator $A_\varepsilon : L^2(X, dx) \rightarrow L^2(X, dx)$ is defined by

$$A_\varepsilon f(x) = \frac{1}{v(x)^2} \int_X \frac{k_\varepsilon(x, y)}{q_\varepsilon(x)q_\varepsilon(y)} f(y) d\mu(y), \quad \text{where} \quad v(x)^2 = \int_X \frac{k_\varepsilon(x, y)}{q_\varepsilon(x)q_\varepsilon(y)} d\mu(y).$$

Unlike the operator B_ε , the operator A_ε is only row stochastic, not bi-stochastic. Thus, we argue that B_ε provides a more natural analog to the heat kernel than the averaging operator A_ε . Of course, when these constructions are performed on data, numerically these operators are very similar (they have the same limiting behavior) so in the case of a single data set, the difference between B_ε and A_ε is mostly a matter of perspective. However, this bi-stochastic perspective is valuable in that it translates to more general settings as we demonstrate in the following section where a reference measure is additionally given. We remark that bi-stochastic kernels have been previously considered in the context of reference graphs by Coifman and Hirn [4]; however, in this paper a specialized construction is presented with avoids the use of Sinkhorn iteration, and infinitesimal generators are not investigated.

1.3. Reference measure. We are motivated by the reference set embedding of Haddad, Kushnir, and Coifman [5, 7]. Suppose that in addition to the measure space $(X, d\mu)$, a reference measure space

$$(X, d\nu) \quad \text{is given such that} \quad d\nu(r) = p(r)dr,$$

where $p \in C^3(X)$ is a positive density function with respect to the volume measure dr on X . Define $d\hat{\nu}(r) = d\nu(r)/v(r)$ where $v \in C^3(X)$ is a given positive weight function. We assert that there exists a positive function $d \in C^\infty(X)$ such that the kernel $c_\varepsilon : X \times X \rightarrow \mathbb{R}$ defined by

$$c_\varepsilon(x, y) = \frac{\int_X k_\varepsilon(x, r) k_\varepsilon(y, r) d\hat{\nu}(r)}{d(x)d(y)} \quad \text{is bi-stochastic with respect to } d\hat{\mu},$$

i.e., $\int_X c_\varepsilon(x, y) d\hat{\mu}(y) = \int_X c_\varepsilon(x, y) d\hat{\mu}(x) = 1$. As before, the existence of such a function d follows from [2] and the smoothness of c_ε as discussed in Section 3.2. Define the operator

$$C_\varepsilon : L^2(X, d\hat{\mu}) \rightarrow L^2(X, d\hat{\mu}) \quad \text{by} \quad C_\varepsilon f(x) = \int_X c_\varepsilon(x, y) f(y) d\hat{\mu}(y).$$

The following result concerns the infinitesimal generator associated with C_ε . We consider the same class of smooth test function E_k as before; that is, E_k is the span of the first k Neumann eigenfunctions of the Laplace-Beltrami operator Δ on X .

Theorem 2. *Suppose $k > 0$ is fixed. Then on E_k*

$$\frac{I - C_\varepsilon}{\varepsilon} f \rightarrow \frac{\Delta \left(f \cdot \left(\frac{q \cdot v}{w \cdot p} \right)^{1/2} \right)}{\left(\frac{q \cdot v}{w \cdot p} \right)^{1/2}} - \frac{\Delta \left(\frac{q \cdot v}{w \cdot p} \right)^{1/2}}{\left(\frac{q \cdot v}{w \cdot p} \right)^{1/2}} \cdot f + \frac{\Delta \left(f \cdot \left(\frac{q \cdot p}{w \cdot v} \right)^{1/2} \right)}{\left(\frac{q \cdot p}{w \cdot v} \right)^{1/2}} - \frac{\Delta \left(\frac{q \cdot p}{w \cdot v} \right)^{1/2}}{\left(\frac{q \cdot p}{w \cdot v} \right)^{1/2}} \cdot f$$

in L^2 norm as $\varepsilon \rightarrow \infty$.

For example, suppose that $h(|x|^2) = e^{-|x|^2}$ is the Gaussian kernel, and define two density estimates

$$q_\varepsilon(x) = \int_X k_\varepsilon(x, y) q(y) dy \quad \text{and} \quad p_\varepsilon(r) = \int_X k_\varepsilon(r, s) p(s) ds.$$

Our first Corollary concerns the case where the measure $q(x)$ is of interest, while the measure $p(r)$ is not. For example, in the discrete setting discussed in Section 2 the density $p(r)$ may be artificial, while the density $q(x)$ may describe clusters in the data.

Corollary 3. *Suppose $k > 0$ is fixed. If $h(|x|^2) = e^{-|x|^2}$, $w(x) = 1/q_\varepsilon(x)$ and $v(r) = p_\varepsilon(r)$, then on E_k*

$$\frac{I - C_\varepsilon}{\varepsilon} f \rightarrow \frac{\Delta(fq)}{q} - \frac{\Delta q}{q} f \quad \text{in } L^2 \text{ norm as } \varepsilon \rightarrow 0.$$

The proof of this Corollary is immediate from Theorem 2 and the proof of Corollary 1. Alternatively, if neither density function is of interest, then their effects can be removed from the associated infinitesimal generator as in Corollary 1.

Corollary 4. *Let $k > 0$ be fixed. If $h(|x|^2) = e^{-|x|^2}$, $w(x) = q_\varepsilon(x)$, and $v(r) = p_\varepsilon(r)$, then on E_k*

$$\frac{I - C_\varepsilon}{\varepsilon} f \rightarrow \Delta f \quad \text{in } L^2 \text{ norm as } \varepsilon \rightarrow 0,$$

where Δ denotes the positive semi-definite Laplace-Beltrami operator on X .

The proof of this Corollary is immediate from Theorem 2 and the error analysis performed in the proof of Corollary 1.

Corollary 5. *Suppose $h(|x|^2) = e^{-|d|^2}$, $w(x) = q_\varepsilon(x)$, and $v(r) = p_\varepsilon(r)$. Then on $L^2(X)$*

$$C_\varepsilon^{t/\varepsilon} f \rightarrow e^{-t\Delta} f \quad \text{in } L^2 \text{ norm as } \varepsilon \rightarrow 0,$$

where $e^{-t\Delta}$ is the Neumann heat kernel on X .

The proof of this Corollary is immediate from Corollary 4 and the error analysis in the proof of Corollary 2.

1.4. Eigenfunctions and their gradients. The idea of using eigenfunctions of the heat kernel as coordinates for Riemannian manifolds originates with Berard, Besson, and Gallot [1], and originates in the context of data analysis with Coifman and Lafon [3]. Subsequently, Jones, Maggioni, and Schul [6] proved that the eigenfunctions of the heat kernel provide locally bi-Lipschitz coordinates, and moreover, that these eigenfunctions and their gradients satisfy estimates from above and below. Informally speaking, the gradient of an eigenfunction describes how the given eigenfunction views a neighborhood of its domain; in fact, in [6] the magnitude of the gradient of eigenfunctions is used as a selection criteria to build local coordinates. In the following, we justify the existence of the spectral decomposition of B_ε and C_ε . Furthermore, under the assumption that both operators are based on the Gaussian kernel we compute Nyström extension type formulas for the gradients of the eigenfunctions of B_ε and C_ε . Recall, that the bi-stochastic operator $B_\varepsilon : L^2(X, d\hat{\mu}) \rightarrow L^2(X, d\hat{\mu})$ is defined

$$(B_\varepsilon f)(x) = \int_X b_\varepsilon(x, y) f(y) d\hat{\mu}(y).$$

Since the kernel b_ε is bounded, and X is compact, it follows that the operator B_ε is a Hilbert-Schmidt operator, and hence a compact operator. Moreover, since b_ε is also symmetric it follows that the operator B_ε is self-adjoint and we may apply the Spectral Theorem to conclude that

$$(B_\varepsilon f)(x) = \sum_{k=0}^{\infty} \lambda_k \langle f, \varphi_k \rangle_{L^2(X, d\hat{\mu})} \varphi_k(x),$$

where $1 = \lambda_0 > \lambda_1 \geq \lambda_2 \geq \dots$ are the eigenvalues of B_ε , and $\varphi_0, \varphi_1, \varphi_2, \dots$, are the corresponding orthonormal eigenfunctions. In the following, we show that the gradients of the eigenfunctions of B_ε have a convenient formulation when the construction is based on the Gaussian kernel.

Proposition 1. *Suppose $h(|x|^2) = e^{-|x|^2}$. Then*

$$\nabla \varphi_k(x) = \frac{1}{\lambda_k} \int_X \frac{y - \bar{x}}{\varepsilon} b(x, y) \varphi_k(y) d\hat{\mu}(y) \quad \text{where} \quad \bar{x} := \int_X y b(x, y) d\hat{\mu}(y).$$

Moreover, in the absence of a manifold assumption the formula for $\nabla \varphi_k(x)$ in Proposition 1 can be taken as a definition; for example, when X is a discrete set as discussed in the Section 2 we can use Proposition 1 to define the gradient of an eigenfunction in a setting without any given differential structure.

1.5. Reference measure eigenfunctions and their gradients. Similar results hold for the operator $C_\varepsilon : L^2(X, d\hat{\mu}) \rightarrow L^2(X, d\hat{\mu})$ defined by

$$C_\varepsilon f(x) = \int_X c_\varepsilon(x, y) f(y) d\hat{\mu}(y).$$

Since the kernel c_ε is bounded and X is compact, clearly C_ε is a Hilbert-Schmidt operator, which implies that C_ε is a compact operator. Moreover, the symmetry of c_ε implies that C_ε is self-adjoint and thus by the Spectral Theorem

$$(C_\varepsilon f)(x) = \sum_{j=0}^{\infty} \lambda_j \langle f, \varphi_j \rangle_{L^2(X, d\hat{\mu})} \varphi_j(x),$$

where $1 = \lambda_0 > \lambda_1 \geq \lambda_2 \geq \dots$ are the eigenvalues, and $\varphi_0, \varphi_1, \varphi_2, \dots$ are the corresponding orthonormal eigenfunction on $L^2(X, d\hat{\mu})$. In this case, the Nyström extension type formula for the gradient of an eigenfunction is slightly more involved, but similar in spirit to the case of a single measure.

Proposition 2. *Suppose $h(|x|^2) = e^{-|x|^2}$. Then*

$$\nabla_x \varphi_j(x) = \frac{1}{\lambda_k} \int_X \frac{r - \bar{r}_x}{\varepsilon} (F_\varepsilon \varphi_j)(x, r) d\hat{\nu}(r).$$

where

$$(F_\varepsilon f)(x, r) = \int_X \frac{k_\varepsilon(x, r) k_\varepsilon(y, r)}{d(x) d(y)} f(y) d\hat{\mu}(y) \quad \text{and} \quad \bar{r}_x := \int_X r (F_\varepsilon 1)(x, r) d\hat{\nu}(r).$$

While this formula for the gradient of an eigenfunction is less elegant than the result from Proposition 1, it nevertheless provides a method of define $\nabla \varphi_j(x)$ in an arbitrary setting, and in particular, in the discrete setting which is discussed in the following section.

2. THE DISCRETE SETTING

2.1. Single measure. Suppose that a data set of n points $X = \{x_i\}_{i=1}^n \subset \mathbb{R}^d$ is given. The data set X induces a ‘data measure’

$$d\mu(x) = \frac{1}{n} \sum_{i=1}^n \delta_{x_i}(x),$$

where δ_{x_i} is a Dirac distribution centered at x_i . While the data measure space $(X, d\mu)$ does not satisfy the assumptions specified in Section 1, the construction of the operator B_ε can be preformed without issue; indeed, the construction only depends on the ability to compute Euclidean distances between points and the ability to integrate. Moreover, if X consists of samples from a probability

distribution from a Riemannian manifold, then integrating with respect to the data measure $d\mu$ can be view as Monte Carlo integration approximating integrals on the manifold with error on the order of $1/\sqrt{n}$. Alternatively, the data measure space $(X, d\mu)$ can be viewed as an intrinsic abstract measure space and be considered independent from any manifold assumption. In either case, the the results regarding infinitesimal generators in Section 1 can guide our choice of normalization. In the following we reiterate the construction of B_ε using matrix notation and describe computational considerations which arise in this setting. For notation, we use bold capital letters, e.g., \mathbf{A} , to denote matrices, lower case bold letters, e.g., \mathbf{x} , to denote column vectors, and $\text{diag}(\mathbf{x})$ to denote the diagonal matrix with the vector \mathbf{x} along the diagonal.

Step 1: Defining the kernel and weight function. Let \mathbf{K}_ε denote the $n \times n$ matrix with entries

$$\mathbf{K}_\varepsilon(i, j) = h\left(\frac{|x_i - x_j|^2}{\varepsilon}\right) \quad \text{for } i, j = 1, \dots, n,$$

where h is a smooth function of exponential decay, e.g., $h(|x|^2) = e^{-|x|^2}$. Let $\mathbf{w} \in \mathbb{R}^n$ denote a weight function and define $\mathbf{W} = \text{diag}(\mathbf{w})$. For example, if an explicit \mathbf{w} is not given, then for a fixed parameter $-1 \leq \beta \leq 1$ we could define

$$\mathbf{w}(i) = \left(\sum_{k=1}^n h\left(\frac{|x_i - x_k|^2}{\varepsilon}\right) \right)^\beta, \quad \text{for } i = 1, \dots, n.$$

Step 2: Sinkhorn iteration. Given the weight matrix \mathbf{W} , we seek a diagonal matrix \mathbf{D} such that

$$\mathbf{D}^{-1} \mathbf{K}_\varepsilon \mathbf{D}^{-1} \mathbf{W}^{-1} \mathbf{1} = \mathbf{1}.$$

The diagonal matrix \mathbf{D} will be determined via Sinkhorn iteration [10]; that is to say, by alternating between normalizing the rows and columns of the given matrix. In the case of a symmetric matrix, Sinkhorn iteration can be phrased as the following iterative procedure: first, we set $\mathbf{D}_0 = \mathbf{I}$, where \mathbf{I} denotes the $n \times n$ identity matrix, and then define \mathbf{D}_k inductively by

$$\mathbf{D}_{k+1} = \text{diag}(\mathbf{K} \mathbf{D}_k^{-1} \mathbf{W}^{-1} \mathbf{1}).$$

We claim that if we consider the limit

$$\mathbf{D} := \lim_{k \rightarrow \infty} \mathbf{D}_{k+1}^{1/2} \mathbf{D}_k^{1/2},$$

then the matrix $\mathbf{D} \mathbf{K}_\varepsilon \mathbf{D}$ will be bi-stochastic with respect to \mathbf{W}^{-1} as desired. The reason for taking the geometric mean of $\mathbf{D}_k^{1/2} \mathbf{D}_{k+1}^{1/2}$ in the limit is that [10] only guarantees that

$$\mathbf{D}_{2k} \rightarrow \alpha \mathbf{D} \quad \text{and} \quad \mathbf{D}_{2k+1} \rightarrow \frac{1}{\alpha} \mathbf{D}$$

for some $\alpha > 0$.

Step 2.5: Heuristic tricks for Sinkhorn iteration. We note that the following trick seems to drastically improve the rate of convergence for some Gaussian kernel matrices. Let $\mathbf{D}_0 = \mathbf{I}$, $\mathbf{D}'_0 = \mathbf{I}$, and define

$$\mathbf{D}_{k+1} = \text{diag}\left(\mathbf{K}_\varepsilon \mathbf{D}_k^{-1} (\mathbf{D}'_k)^{-1/2} \mathbf{W}^{-1} \mathbf{1}\right) \quad \text{and} \quad \mathbf{D}'_{k+1} = \text{diag}\left(\mathbf{D}_k^{-1} \mathbf{K}_\varepsilon \mathbf{D}_k^{-1} \mathbf{W}^{-1} \mathbf{1}\right).$$

This iteration corresponds to first “dividing” by the row sums on both sides, and then “dividing” by the square root of the row sums of the resulting matrix on both sides of the resulting matrix; this iteration is motivated by a desire to combat the imbalance between left and right iterates.

Step 3: Diagonalization. In the discrete setting, the integral operator B_ε can be expressed

$$B_\varepsilon \mathbf{f} = \mathbf{D}^{-1} \mathbf{K}_\varepsilon \mathbf{D}^{-1} \mathbf{W}^{-1} \mathbf{f},$$

where \mathbf{f} is a column vector. Suppose that we compute the symmetric eigendecomposition

$$\mathbf{W}^{-1/2} \mathbf{D}^{-1} \mathbf{K}_\varepsilon \mathbf{D}^{-1} \mathbf{W}^{-1/2} = \mathbf{U} \mathbf{S} \mathbf{U}^\top,$$

where \mathbf{U} is an orthogonal matrix of eigenvectors, and \mathbf{S} is diagonal matrix of eigenvalues. Define

$$\Phi = \mathbf{W}^{1/2} \mathbf{U}.$$

Suppose that φ_k denotes the k -th column of the matrix Φ , and λ_k denotes the k -th diagonal element of the diagonal matrix \mathbf{S} . Then

$$B_\varphi \varphi_k = \lambda_k \varphi_k.$$

That is to say, φ_k is an eigenvector of B_ε of eigenvalue λ_k .

Step 4: Gradient estimation. Suppose $h(|x|^2) = e^{-|x|^2}$. Let \mathbf{X} denote the $n \times d$ data matrix corresponding to n points in \mathbb{R}^d . Motivated by Proposition 1 we define

$$\nabla \varphi_k := \frac{\mathbf{D}^{-1} \mathbf{K}_\varepsilon \mathbf{D}^{-1} \mathbf{W}^{-1} \text{diag}(\varphi_k) \mathbf{X} - \lambda_k \text{diag}(\varphi_k) \bar{\mathbf{X}}}{\varepsilon \lambda_k},$$

where

$$\bar{\mathbf{X}} := \mathbf{D}^{-1} \mathbf{K}_\varepsilon \mathbf{D}^{-1} \mathbf{W}^{-1} \mathbf{X}.$$

We note that the entire described construction can be completely implemented with matrix operations and one call to a symmetric eigendecomposition routine.

2.2. Numerical example: single measure eigenfunction gradient. We illustrate Proposition 1 with a numerical example. We sample $n = 1000$ points $\{x_i\}_{i=1}^n$ from a $3/2 \times 1$ rectangle with each coordinate of each point sampled uniformly and independently from their respective ranges. We construct the bi-stochastic kernel B_ε using the discrete construction described in Section 2 with the Gaussian kernel $h(|x|^2) = e^{-|x|^2}$. We compute the gradients $\nabla \varphi_1$, $\nabla \varphi_2$, $\nabla \varphi_3$, and $\nabla \varphi_4$ using Proposition 1 (Step 4 of the discrete construction), and we plot the resulting vector fields in Figure 1.




FIGURE 1. The discrete vector fields $\nabla \varphi_1$ (top left), $\nabla \varphi_2$ (top right), $\nabla \varphi_3$ (bottom left), and $\nabla \varphi_4$ (bottom right) for our numerical example.

If $(x_1, x_2) \in \mathbb{R}^2$, then the first four (nontrivial) Neumann Laplacian eigenfunctions on the $3/2 \times 1$ rectangle are $\cos(\pi x_1/3)$, $\cos(\pi x_2)$, $\cos(2\pi x_1/3)$, and $\cos(\pi x_1/3)\cos(\pi x_2)$; hence, the vector fields of the gradients of these functions plotted in Figure 1 appear as expected up to errors resulting from the discrete approximation.

2.3. Reference Measure. Next, we describe the discrete formulation of the operator C_ε . Suppose that finite sets $\{x_i\}_{i=1}^n \subset \mathbb{R}^d$ and $\{r_j\}_{j=1}^m \subset \mathbb{R}^d$ are given. These sets induce measures

$$d\mu(x) = \frac{1}{n} \sum_{i=1}^n \delta_{x_i}(x) \quad \text{and} \quad d\nu(r) = \frac{1}{m} \sum_{j=1}^m \delta_{r_j}(r).$$

In the following, we reiteration the construction of the operator C_ε in matrix notation. Moreover, we describe computational considerations under the assumption that the reference set $\{r_j\}_{j=1}^m$ has significantly less elements than the data set $\{x_i\}_{i=1}^n$.

Step 1: Defining the kernel and weight functions. We begin by defining the $n \times m$ kernel matrix

$$\mathbf{K}_\varepsilon(i, j) = h\left(\frac{|x_i - r_j|}{\varepsilon}\right), \quad \text{for } i = 1, \dots, n \quad \text{and} \quad j = 1, \dots, m,$$

where h is a smooth function of exponential decay, and where $|\cdot|$ denotes the Euclidean norm in \mathbb{R}^d . Suppose that $\mathbf{w} \in \mathbb{R}^n$ and $\mathbf{v} \in \mathbb{R}^m$ are weight vectors and set $\mathbf{W} = \text{diag}(\mathbf{w})$ and $\mathbf{V} = \text{diag}(\mathbf{v})$. For example, if \mathbf{w} , and \mathbf{v} are not explicitly given, then for $-1 \leq \beta \leq 1$ and $-1 \leq \gamma \leq 1$ we could define

$$\mathbf{v}(i) = \left(\sum_{k=1}^n h\left(\frac{|x_i - x_k|}{\varepsilon}\right) \right)^\beta \quad \text{and} \quad \mathbf{v}(j) = \left(\sum_{k=1}^m h\left(\frac{|r_j - r_k|}{\varepsilon}\right) \right)^\gamma,$$

for $i = 1, \dots, n$ and $j = 1, \dots, m$, respectively.

Step 2: Sinkhorn Iteration. Next, Sinkhorn iteration is used to compute a diagonal matrix \mathbf{D} such that

$$\mathbf{D}^{-1} \mathbf{K}_\varepsilon \mathbf{V}^{-1} \mathbf{K}_\varepsilon^\top \mathbf{D}^{-1} \mathbf{W}^{-1} \mathbf{1} = \mathbf{1}$$

where $\mathbf{1}$ denote a vector of ones. The same Sinkhorn Iteration described in the previous section can be used. We remark that in this case it may be more efficient to applying each matrix to the vector successively in the product rather than computing the matrix product first.

Step 3: Eigendecomposition. We want to compute the eigenvectors of the operator

$$C_\varepsilon \mathbf{f} = \mathbf{D}^{-1} \mathbf{K}_\varepsilon \mathbf{V}^{-1} \mathbf{K}_\varepsilon^\top \mathbf{D}^{-1} \mathbf{W}^{-1} \mathbf{f}.$$

Suppose that we compute the singular value decomposition

$$\mathbf{W}^{-1/2} \mathbf{D}^{-1} \mathbf{K}_\varepsilon \mathbf{V}^{-1/2} = \mathbf{U} \mathbf{S} \mathbf{V}^\top,$$

where \mathbf{U} is an orthogonal matrix of left singular vectors, \mathbf{S} is a diagonal matrix of singular values, and \mathbf{V} is a orthogonal matrix of right singular vectors. Define

$$\Phi := \mathbf{W}^{1/2} \mathbf{U}.$$

By the definition of the singular value decomposition, it immediately follows that if φ_k is the k -th column of Φ , and λ_k is the k -th diagonal element of \mathbf{S}^2 , then

$$C_\varepsilon \varphi_k = \lambda_k \varphi_k,$$

that is, φ_k is an eigenvector of C_ε of eigenvalue λ_k .

Step 4: Eigenfunction Gradients. Let \mathbf{R} denote the $m \times d$ matrix encoding the reference set $\{r_j\}_{j=1}^m \subset \mathbb{R}^d$. Motivated by Proposition 2 we define

$$\nabla \varphi_j := \frac{(F_\varepsilon \varphi_j) \mathbf{R} - \lambda_j \text{diag}(\varphi_j) \bar{\mathbf{R}}_{\mathbf{X}}}{\lambda_j \varepsilon},$$

where

$$F_\varepsilon \mathbf{f} := \mathbf{D}^{-1} \mathbf{K}_\varepsilon \text{diag}(\mathbf{K}_\varepsilon^\top \mathbf{D}^{-1} \mathbf{W}^{-1} \mathbf{f}) \mathbf{V}^{-1} \quad \text{and} \quad \bar{\mathbf{R}}_{\mathbf{X}} = (F_\varepsilon \mathbf{1}) \mathbf{R}.$$

Here \mathbf{f} denotes an arbitrary $n \times 1$ vector, while $\mathbf{1}$ denotes either an $n \times 1$ or an $m \times 1$ vector of ones depending on the context.

2.4. Numerical example: reference measure eigenfunction gradient. First, we generate a dataset of $n = 1000$ points $\{x_i\}_{i=1}^n$ sampled uniformly at random from the unit disc. Second, we select a reference set of $m = 100$ points using a pivoted Gram-Schmidt procedure on the kernel matrix

$$\mathbf{K}(i, j) = e^{-|x_i - x_j|^2 / \varepsilon}.$$

Specifically, we choose the indices i_1, \dots, i_m of the reference points in the data set $\{x_i\}_{i=1}^n$ inductively as follows. Let $\{\mathbf{k}_i^{(1)}\}_{i=1}^n$ denote the columns of \mathbf{K} and define $i_1 = \arg\max_i |\mathbf{k}_i^{(1)}|$ where $|\cdot|$ denote the Euclidean norm in \mathbb{R}^n . Given i_1, \dots, i_j we choose i_{j+1} by

$$i_{j+1} = \arg\max_i |\mathbf{k}_i^{(j+1)}| \quad \text{where} \quad \mathbf{k}_i^{(j+1)} = \mathbf{k}_i^{(j)} - \frac{\mathbf{k}_i^{(j)} \cdot \mathbf{k}_{i_j}^{(j)}}{|\mathbf{k}_{i_j}^{(j)}|^2} \mathbf{k}_{i_j}^{(j)} \quad \text{for } i = 1, \dots, n,$$

where \cdot denotes the Euclidean inner product in \mathbb{R}^n . That is to say, at each step we choose the column of \mathbf{K} with the largest L^2 norm, and then orthogonalize all of the columns to the selected column and proceed iteratively.

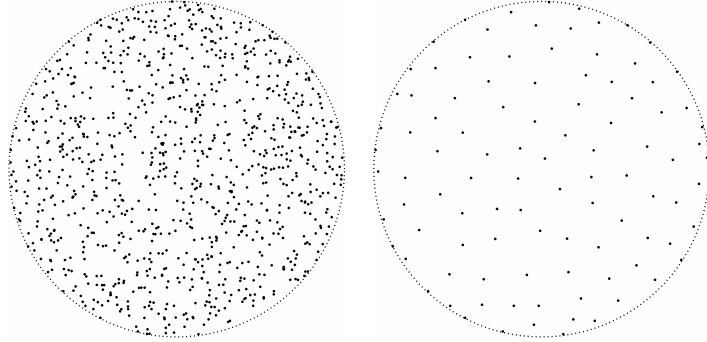


FIGURE 2. We plot the data set $\{x_i\}_{i=1}^n$ (left) and the reference set $\{r_j\}_{j=1}^m$ (right).

Given the data set $\{x_i\}_{i=1}^n$ and the reference set $\{r_j\}_{j=1}^m$ we construct the operator C_ε and its eigenfunctions as described in Section 2. Using Proposition 2 (whose discrete formulation is described in Step 4 in Section 2.3) we compute an approximation of the gradient of the first two (nontrivial) eigenfunctions $\nabla \varphi_1$, and $\nabla \varphi_2$ which are plotted in Figure 3. The first (nontrivial) Neumann Laplacian eigenvalue on the disc is of multiplicity two, and the associated eigenspace is spanned by the functions

$$J_1(\lambda_1 r) \cos(\theta) \quad \text{and} \quad J_1(\lambda_1 r) \sin(\theta) \quad \text{where} \quad \lambda_1 \approx 1.84$$

is the smallest positive root of the equation $J_1'(x) = 0$; therefore, the discrete approximations of the gradients $\nabla \varphi_1$ and $\nabla \varphi_2$ in Figure 3 appear as expected.




FIGURE 3. We plot the discrete vector fields $\nabla \varphi_1$ (left), and $\nabla \varphi_2$ (right)

3. PROOF OF THEOREM 1

3.1. Notation. Recall that X is a compact smooth Riemannian manifold with a measure $d\mu(x) = q(x)dx$ where $q \in C^3(X)$ is a positive density function with respect to the volume measure dx on X . Furthermore, recall that X is isometrically embedded in \mathbb{R}^d , and that the kernel $k_\varepsilon(x, y)$ is defined

$$k_\varepsilon(x, y) = h\left(\frac{|x - y|^2}{\varepsilon}\right),$$

where h is a smooth function of exponential decay, and where $|\cdot|$ denotes the Euclidean norm on \mathbb{R}^d . Finally, recall that $w \in C^3(X)$ is a positive weight function which defines the measure $d\hat{\mu}(x) := d\mu(x)/w(x)$.

3.2. Existence of bi-stochastic normalization. First, we argue why there exists a normalization function $d \in C^\infty(X)$ such that the kernel $b_\varepsilon : X \times X \rightarrow \mathbb{R}$ defined by

$$b_\varepsilon(x, y) = \frac{k_\varepsilon(x, y)}{d(x)d(y)} \quad \text{is bi-stochastic with respect to } d\hat{\mu}.$$

By Theorem 5.1 in [2] a positive normalization function exists. However, if such a function $d(x)$ exists, then it satisfies the equation

$$d(x) = \int_X \frac{k_\varepsilon(x, y)}{d(y)} d\hat{\mu}(y).$$

Since the kernel k_ε is smooth, we conclude that d is also smooth.

3.3. Useful Lemmas. Our proof strategy is motivated by Lafon [8], and we adopt similar notation. Let

$$m_0 = \int_{\mathbb{R}^d} h(|t|^2) dt, \quad \text{and} \quad m_2 = \int_{\mathbb{R}^d} t_1^2 h(|t|^2) dt,$$

where dt denotes Lebesgue measure on \mathbb{R}^d . Consider the integral operator $G_\varepsilon : L^2(X, dx) \rightarrow L^2(X, dx)$ by

$$(G_\varepsilon f)(x) = \frac{1}{\varepsilon^{d/2}} \int_X k_\varepsilon(x, y) f(y) dy.$$

The following Lemma is due to [3], also see [9].

Lemma 1. *Suppose $0 < \gamma < 1/2$ and $f \in C^3(X)$. If $x \in X$ is at least distance ε^γ from ∂X , then*

$$(G_\varepsilon f)(x) = m_0 f(x) + \frac{\varepsilon m_2}{2} (E(x) f(x) - \Delta f(x)) + \mathcal{O}(\varepsilon^2),$$

where $E(x)$ is a scalar function of the curvature at x .

Additionally, we need an expansion for $G_\varepsilon f$ near the boundary. The following result is due to [8].

Lemma 2. Suppose $0 < \gamma < 1/2$ and $f \in C^3(X)$. Then uniformly over $x \in X$ within distance ε^γ of ∂X

$$G_\varepsilon f(x) = m_{0,\varepsilon}(x)f(x_0) + \sqrt{\varepsilon}m_{1,\varepsilon}(x)\frac{\partial f}{\partial n}(x_0) + \mathcal{O}(\varepsilon),$$

where x_0 is the closest point in ∂X to x (with respect to Euclidean distance), and $m_{0,\varepsilon}(x)$ and $m_{1,\varepsilon}(x)$ are bounded functions of x and ε .

3.4. Intermediate results. Before proving Theorem 1 we establish two results: Proposition 3 and Proposition 4, which provide local expansions for the bi-stochastic operator B_ε away from the boundary, and near the boundary, respectively.

Proposition 3. Suppose $0 < \gamma < 1/2$ and $f \in C^3$. If $x \in X$ is at least distance ε^γ from ∂X , then

$$B_\varepsilon f(x) = f(x) - \frac{\varepsilon m_2}{2m_0} \left(\frac{\Delta \left(f(x) \left(\frac{q(x)}{w(x)} \right)^{1/2} \right)}{\left(\frac{q(x)}{w(x)} \right)^{1/2}} - \frac{\Delta \left(\frac{q(x)}{w(x)} \right)^{1/2}}{\left(\frac{q(x)}{w(x)} \right)^{1/2}} f(x) \right) + \mathcal{O}(\varepsilon^2).$$

Proof. Since b_ε is bi-stochastic with respect to $d\hat{\mu}$, we have the following integral equation

$$1 = \int_X b_\varepsilon(x, y) d\hat{\mu}(y) = \int_X \frac{k_\varepsilon(x, y)}{d(x)d(y)} \frac{q(y)}{w(y)} dy.$$

Expanding this integral equation using Lemma 1 gives

$$1 = \varepsilon^{d/2} \frac{1}{d} \left(m_0 \frac{1}{d} \cdot \frac{q}{w} + \frac{\varepsilon m_2}{2} \left(E \cdot \frac{1}{d} \cdot \frac{q}{w} - \Delta \left(\frac{1}{d} \cdot \frac{q}{w} \right) \right) + \mathcal{O}(\varepsilon^2) \right),$$

where the argument x of the functions $d(x)$, $q(x)$, $w(x)$, and $E(x)$ has been suppressed for notational brevity. By rearranging terms we have

$$d^2 = \varepsilon^{d/2} m_0 \frac{q}{w} \left(1 + \frac{\varepsilon m_2}{2m_0} \left(E - \frac{\Delta(q/(d \cdot w))}{q/(d \cdot w)} \right) + \mathcal{O}(\varepsilon^2) \right).$$

Next, we compute an expansion for B_ε applied to an arbitrary function $f \in C^3(X)$

$$B_\varepsilon f(x) = \int_X \frac{k_\varepsilon(x, y)}{d(x)d(y)} f(y) \frac{q(y)}{w(y)} dy.$$

Expanding the right hand side using Lemma 1 gives

$$B_\varepsilon f = \varepsilon^{d/2} \frac{1}{d} \left(m_0 \frac{1}{d} \cdot f \cdot \frac{q}{w} + \frac{\varepsilon m_2}{2} \left(E \cdot \frac{1}{d} \cdot f \cdot \frac{q}{w} - \Delta \left(\frac{1}{d} \cdot f \cdot \frac{q}{w} \right) \right) + \mathcal{O}(\varepsilon^2) \right).$$

Rearranging terms gives

$$B_\varepsilon f = m_0 \varepsilon^{d/2} f \cdot \frac{1}{d^2} \cdot \frac{q}{w} \left(1 + \frac{\varepsilon m_2}{2m_0} \left(E + \frac{\Delta(f \cdot q/(d \cdot w))}{f \cdot q/(d \cdot w)} \right) + \mathcal{O}(\varepsilon^2) \right).$$

Substituting in the expansion for d^2 into this equation yields

$$B_\varepsilon f = f \left(1 + \frac{\varepsilon m_2}{2m_0} \left(E - \frac{\Delta(f \cdot q/(d \cdot w))}{f \cdot q/(d \cdot w)} \right) \right) \left(1 + \frac{\varepsilon m_2}{2m_0} \left(E - \frac{\Delta(q/(d \cdot w))}{q/(d \cdot w)} \right) \right)^{-1} + \mathcal{O}(\varepsilon^2).$$

Expanding the inverse term in a Taylor expansion gives

$$B_\varepsilon f = f - \frac{\varepsilon m_2}{2m_0} \left(\frac{\Delta(f \cdot q/(d \cdot w))}{q/(d \cdot w)} - \frac{\Delta(q/(d \cdot w))}{q/(d \cdot w)} f \right) + \mathcal{O}(\varepsilon^2).$$

The expression for d^2 implies that

$$d = m_0^{1/2} \varepsilon^{d/4} \frac{q^{1/2}}{w^{1/2}} (1 + \mathcal{O}(\varepsilon)).$$

Substituting this representation for d into the expansion for $B_\varepsilon f$ yields

$$B_\varepsilon f = f - \frac{\varepsilon m_2}{2m_0} \left(\frac{\Delta \left(f \cdot \left(\frac{q}{w} \right)^{1/2} \right)}{\left(\frac{q}{w} \right)^{1/2}} - \frac{\Delta \left(\frac{q}{w} \right)^{1/2}}{\left(\frac{q}{w} \right)^{1/2}} f \right) + \mathcal{O}(\varepsilon^2),$$

as was to be shown. \square

Proposition 4. *Let $k > 0$ be fixed. Suppose $0 < \gamma < 1/2$ and $f \in E_k$. Then uniformly over $x \in X$ within distance ε^γ of ∂X*

$$B_\varepsilon f(x) = f(x_0) + \mathcal{O}(\varepsilon),$$

where x_0 is the closest point on ∂X to x (with respect to Euclidean distance).

Proof. Since B_ε is bi-stochastic with respect to $q(y)/w(y)dy$ we have the following integral equation

$$1 = \int_X \frac{k_\varepsilon(x, y)}{d(x)d(y)} \frac{q(y)}{w(y)} dy.$$

Expanding the integral equation using Lemma 2 gives

$$1 = \varepsilon^{d/2} \frac{1}{d} \left(m_{0,\varepsilon} \frac{q_{x_0}}{d_{x_0} \cdot w_{x_0}} + \varepsilon^{1/2} m_{1,\varepsilon} \partial_n \left(\frac{q_{x_0}}{d_{x_0} \cdot w_{x_0}} \right) + \mathcal{O}(\varepsilon) \right),$$

where ∂_n denotes the normal derivative. Note, that for notional brevity the argument x of the functions $d(x)$, $m_{0,\varepsilon}(x)$, and $m_{1,\varepsilon}(x)$ has been suppressed, and we write $d_{x_0} = d(x_0)$, $q_{x_0} = q(x_0)$, and $w_{x_0} = w(x_0)$. Rearranging terms gives

$$d \cdot d_{x_0} = \varepsilon^{d/2} \frac{q_{x_0}}{w_{x_0}} \left(m_{0,\varepsilon} + \varepsilon^{1/2} m_{1,\varepsilon} \frac{\partial_n (q_{x_0}/(d_{x_0} \cdot w_{x_0}))}{q_{x_0}/(d_{x_0} \cdot w_{x_0})} + \mathcal{O}(\varepsilon) \right).$$

Next we compute the expansion for the operator B_ε applied to a function $f \in E_k$

$$B_\varepsilon f(x) = \int_X \frac{k_\varepsilon(x, y)}{d(x)d(y)} f(y) \frac{q(y)}{w(y)} dy.$$

Applying Lemma 2 to the right hand side yields

$$B_\varepsilon f = \varepsilon^{d/2} \frac{1}{d \cdot d_{x_0}} \frac{q_{x_0}}{w_{x_0}} \left(m_{0,\varepsilon} f_{x_0} + \varepsilon^{1/2} m_{1,\varepsilon} \frac{\partial_n (f_{x_0} \cdot q_{x_0}/(d_{x_0} \cdot w_{x_0}))}{f_{x_0} \cdot q_{x_0}/(d_{x_0} \cdot w_{x_0})} + \mathcal{O}(\varepsilon) \right).$$

Substituting in the expansion for $d \cdot d_{x_0}$ into this equation gives

$$B_\varepsilon f = f_{x_0} \left(1 + \varepsilon^{1/2} \frac{m_{1,\varepsilon}}{m_{0,\varepsilon}} \frac{\partial_n (f_{x_0} \cdot q_{x_0}/(d_{x_0} \cdot w_{x_0}))}{f_{x_0} \cdot q_{x_0}/(d_{x_0} \cdot w_{x_0})} \right) \left(1 + \varepsilon^{1/2} \frac{m_{1,\varepsilon}}{m_{0,\varepsilon}} \frac{\partial_n (q_{x_0}/(d_{x_0} \cdot w_{x_0}))}{q_{x_0}/(d_{x_0} \cdot w_{x_0})} \right)^{-1} + \mathcal{O}(\varepsilon).$$

Using the fact that $f \in E_k$ verifies the Neumann condition at x_0 , we can take f out of any derivative across the boundary, and the expression simplifies to

$$B_\varepsilon f(x) = f(x_0) + \mathcal{O}(\varepsilon),$$

which completes the proof. \square

3.5. Proof of Theorem 1.

Proof of Theorem 1. It remains to combine the results of Propositions 3 and 4. Define the set

$$X_\varepsilon := \{x \in X : d(x, \partial X) > \varepsilon^\gamma\},$$

where $d(x, \partial X) = \inf_{x_0 \in \partial X} |x - x_0|$, and consider the regions X_ε and $X \setminus X_\varepsilon$ illustrated in Figure 4.

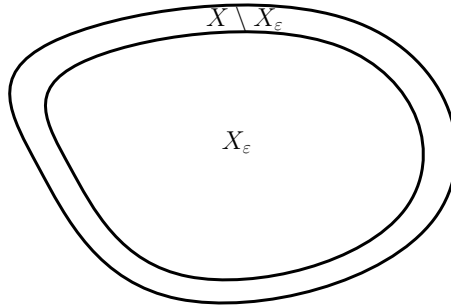


FIGURE 4. We partition X into X_ε and $X \setminus X_\varepsilon$ where $X_\varepsilon = \{x \in X : d(x, \partial X) > \varepsilon^\gamma\}$.

Suppose $f \in E_k$ is given. First, if $x \in X_\varepsilon$, then we apply Proposition 3 to conclude that

$$\frac{I - B_\varepsilon}{\varepsilon} f(x) = \frac{m_2}{2m_0} \left(\frac{\Delta \left(f(x) \left(\frac{q(x)}{w(x)} \right)^{1/2} \right)}{\left(\frac{q(x)}{w(x)} \right)^{1/2}} - \frac{\Delta \left(\frac{q(x)}{w(x)} \right)^{1/2}}{\left(\frac{q(x)}{w(x)} \right)^{1/2}} f(x) \right) + \mathcal{O}(\varepsilon),$$

that is to say, the desired result holds pointwise in the region X_ε . Second, by Proposition 4 uniformly over $x \in X \setminus X_\varepsilon$

$$\frac{I - B_\varepsilon}{\varepsilon} f(x) = \frac{f(x_0) - f(x)}{\varepsilon} + \mathcal{O}(1).$$

Since X is compact, we can use an L^∞ bound to control the contribution from the region $X \setminus X_\varepsilon$ to the L^2 norm; since the volume of the region is order ε^γ , it follows by Proposition 4 the contribution to the L^2 norm is at most order

$$\varepsilon^\gamma \left(\frac{f(x_0) - f(x)}{\varepsilon} + 1 \right) = \mathcal{O}(\varepsilon^{3\gamma-1}).$$

Indeed, since $|x_0 - x| < \varepsilon^\gamma$, and f satisfies the Neumann condition at x_0 it follows that $f(x_0) = f(x) + \mathcal{O}(\varepsilon^{2\gamma})$, which implies that the entire expression is at most order $\varepsilon^{3\gamma-1}$. Choosing $\varepsilon = 0.49$ implies that the contribution of the region $X \setminus X_\varepsilon$ to the L^2 norm goes to zero. Thus we conclude that

$$\frac{I - B_\varepsilon}{\varepsilon} f \rightarrow \frac{m_2}{2m_0} \left(\frac{\Delta \left(f \left(\frac{q}{w} \right)^{1/2} \right)}{\left(\frac{q}{w} \right)^{1/2}} - \frac{\Delta \left(\frac{q}{w} \right)^{1/2}}{\left(\frac{q}{w} \right)^{1/2}} f \right) \quad \text{in } L^2 \text{ norm as } \varepsilon \rightarrow 0,$$

as was to be shown. \square

3.6. Proof of Corollaries 1.

Proof of Corollary 1. Recall that

$$q_\varepsilon(x) := \int_X k_\varepsilon(x, y) d\mu(y).$$

If $y \in X$ is fixed, then $k_\varepsilon(\cdot, y) \in C^\infty(X)$ since $k_\varepsilon(x, y) = h(-|x - y|^2/\varepsilon)$, where the function h is smooth by assumption. It follows that $q_\varepsilon \in C^\infty(X)$. Expanding the definition of q_ε via Lemma 1 gives

$$q_\varepsilon = \varepsilon^{d/2} m_0 q \left(1 + \frac{\varepsilon m_2}{2m_0} \left(E - \frac{\Delta q}{q} \right) + \mathcal{O}(\varepsilon^2) \right) = \varepsilon^{d/2} m_0 (q + \mathcal{O}(\varepsilon)),$$

where the argument x of the functions $q_\varepsilon(x)$, $E(x)$, and $q(x)$ has been suppressed for notational brevity. Substituting this expression for q_ε into the final step of the proof of Theorem 1 yields Corollary 1. \square

3.7. Proof of Corollary 2.

Proof of Corollary 2. The key observation in the proof is that the heat kernel $e^{-t\Delta}$ can be expressed

$$(1 - \varepsilon\Delta)^{t/\varepsilon} = e^{-t\Delta},$$

see [3]. Since the Neumann eigenfunctions of the Laplace-Beltrami operator are an orthogonal basis for $L^2(X)$, any function $f \in L^2(X)$ can be written

$$f = f_\varepsilon + g_\varepsilon$$

where $f_\varepsilon \in E_k$ for some $k > 0$, and where $\|g_\varepsilon\|_{L^2} \leq \varepsilon$. Since $B_\varepsilon^{t/\varepsilon}$ and $e^{-t\Delta}$ are bounded operators, by the triangle inequality

$$\|B_\varepsilon^{t/\varepsilon} f - e^{-t\Delta} f\|_{L^2} \leq \|B_\varepsilon^{t/\varepsilon} f_\varepsilon - e^{-t\Delta} f_\varepsilon\|_{L^2} + \mathcal{O}(\varepsilon).$$

However, since $f_\varepsilon \in E_k$ we can apply Corollary 1 to conclude that

$$B_\varepsilon^{t/\varepsilon} f_\varepsilon = (1 - \varepsilon\Delta f_\varepsilon + o(\varepsilon))^{t/\varepsilon} = (1 - \varepsilon\Delta)^{t/\varepsilon} f_\varepsilon + o(\varepsilon).$$

where, in a slight abuse of notation, we have used $o(\varepsilon)$ to denote a function whose L^2 norm divided by ε goes to zero as $\varepsilon \rightarrow 0$. Then observing that

$$\|(1 - \varepsilon \Delta)^{t/\varepsilon} f_\varepsilon - e^{-t\Delta} f_\varepsilon\|_{L^2} \rightarrow 0 \quad \text{as } \varepsilon \rightarrow 0,$$

completes the proof. \square

4. PROOF OF THEOREM 2

4.1. Notation. In addition to the notation defined Section 3.1, recall that $d\nu(r) = p(r)dr$ is a given reference measure, where $p \in C^3(X)$ is a positive density function with respect to the volume measure dr on X , and furthermore, recall that $d\hat{\nu}(r) = d\nu(r)/v(r)$ where $v \in C^3(X)$ is a given positive weight function.

4.2. Existence of a bi-stochastic normalization. The existence of a positive function $d \in C^\infty(X)$ such that the kernel $c_\varepsilon : X \times X \rightarrow \mathbb{R}$ defined by

$$c_\varepsilon(x, y) = \frac{\int_X k_\varepsilon(x, r) k_\varepsilon(y, r) d\hat{\nu}(r)}{d(x)d(y)} \quad \text{is bi-stochastic with respect to } d\hat{\mu},$$

follows from the same argument as in Section 3.2.

4.3. Intermediate results. The proof of Theorem 2 follows the same pattern as the proof of Theorem 1. First, we establish expansions of C_ε near and away from the boundary, and then combine these expansions to complete the proof.

Proposition 5. *Suppose that $0 < \gamma < 1/2$ and $f \in C^3(X)$. If $x \in X$ is at least distance $2\varepsilon^\gamma$ from ∂X , then*

$$C_\varepsilon f = f - \frac{\varepsilon m_2}{2m_0} \left(\frac{\Delta \left(f \left(\frac{q \cdot w}{v \cdot p} \right)^{1/2} \right)}{\left(\frac{q \cdot w}{v \cdot p} \right)^{1/2}} - \frac{\Delta \left(\frac{q \cdot w}{v \cdot p} \right)^{1/2}}{\left(\frac{q \cdot w}{v \cdot p} \right)^{1/2}} f + \frac{\Delta \left(f \left(\frac{q \cdot p}{v \cdot w} \right)^{1/2} \right)}{\left(\frac{q \cdot p}{v \cdot w} \right)^{1/2}} - \frac{\Delta \left(\frac{q \cdot p}{v \cdot w} \right)^{1/2}}{\left(\frac{q \cdot p}{v \cdot w} \right)^{1/2}} f \right) + \mathcal{O}(\varepsilon^2).$$

Proof. Since the kernel c_ε is bi-stochastic with respect to $d\hat{\mu}$ we have the following integral equation

$$1 = \int_X c_\varepsilon(x, y) d\hat{\mu}(y) = \int_X \frac{\int_X k_\varepsilon(x, r) k_\varepsilon(y, r) \frac{p(r)}{v(r)} dr}{d(x)d(y)} \frac{q(y)}{w(y)} dy.$$

Exchanging the order to integration by Fubini's Theorem gives

$$1 = \int_X \frac{k_\varepsilon(x, r) p(r)}{d(x) v(r)} \int_X k_\varepsilon(y, r) \frac{q(y)}{d(y) w(y)} dy dr.$$

Since $k_\varepsilon(x, y) = h(|x - y|^2/\varepsilon)$ where h has exponential decay, the outside integral can be truncated to a ball of radius ε^γ around x while incurring exponentially small error. In particular, we have

$$1 = \int_{\{r \in X : |r - x| < \varepsilon^\gamma\}} \frac{k_\varepsilon(x, r) p(r)}{d(x) v(r)} \int_X k_\varepsilon(y, r) \frac{q(y)}{d(y) w(y)} dy dr (1 + \mathcal{O}(\varepsilon^2)).$$

Since we assumed that $d(x, \partial X) \leq 2\varepsilon^\gamma$ it follows that $d(r, \partial X) \leq \varepsilon^\gamma$ for all r in the above integral. Therefore, we may apply Lemma 1 to the inner integral to conclude that

$$1 = \int_{\{r \in X : |r - x| < \varepsilon^\gamma\}} \frac{k_\varepsilon(x, r) p(r)}{d(x) v(r)} \varepsilon^{d/2} \frac{m_0 q(r)}{d(r) w(r)} \left(1 + \frac{\varepsilon m_2}{2m_0} \left(E(x) - \frac{\Delta \left(\frac{q(r)}{d(r) w(r)} \right)}{\frac{q(r)}{d(r) w(r)}} \right) + \mathcal{O}(\varepsilon^2) \right) dr.$$

Since the restriction of the integral to the ball $\{r \in X : |r - x| < \varepsilon^\gamma\}$ incurs exponentially small error, we may apply Lemma 1 to the outside integral and rearrange terms to obtain

$$d^2 = \varepsilon^d m_0^2 \frac{q \cdot p}{v \cdot w} \left(1 + \frac{\varepsilon m_2}{2m_0} \left(2E(x) - \frac{\Delta \left(\frac{q}{d \cdot w} \right)}{\left(\frac{q}{d \cdot w} \right)} - \frac{\Delta \left(\frac{q \cdot p}{d \cdot v \cdot w} \right)}{\left(\frac{q \cdot p}{d \cdot v \cdot w} \right)} \right) + \mathcal{O}(\varepsilon^2) \right).$$

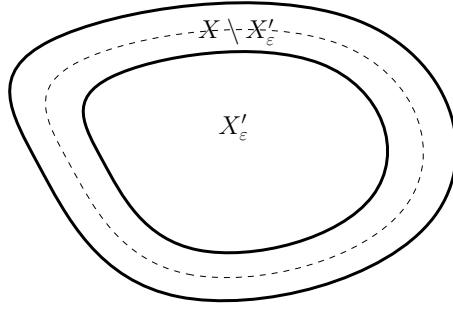


FIGURE 5. We partition $X = X'_\epsilon \cup X \setminus X'_\epsilon$ where $X'_\epsilon = \{x \in X : d(x, \partial X) > 2\epsilon^\gamma\}$; the dotted line represents the fact that $\{y \in X : |x' - y| < \epsilon^\gamma\} \subset \{y \in X : d(y, \partial X) > \epsilon^\gamma\}$ for each $x' \in X'_\epsilon$.

Next, we compute the expansion of C_ϵ applied to an arbitrary function $f \in C^3(X)$

$$C_\epsilon f(x) = \int_X \frac{k_\epsilon(x, r) k_\epsilon(y, r) \frac{p(r)}{v(r)} dr}{d(x) d(y)} f(y) \frac{q(y)}{w(y)} dy.$$

Truncating the integral over r and applying Lemma 1 twice as above yields

$$C_\epsilon f = \epsilon^d m_0^2 \frac{f \cdot p \cdot q}{d^2 \cdot v \cdot w} \left(1 + \frac{\epsilon m_2}{2m_0} \left(2E(x) - \frac{\Delta\left(\frac{f \cdot q}{d \cdot w}\right)}{\left(\frac{f \cdot q}{d \cdot w}\right)} - \frac{\Delta\left(\frac{f \cdot p \cdot q}{v \cdot w}\right)}{\left(\frac{f \cdot p \cdot q}{v \cdot w}\right)} \right) + \mathcal{O}(\epsilon^2) \right).$$

Substituting the expression for d^2 into this expression gives

$$C_\epsilon f = f \left(1 + \frac{\epsilon m_2}{2m_0} \left(\frac{\Delta\left(\frac{f \cdot q}{d \cdot w}\right)}{\left(\frac{f \cdot q}{d \cdot w}\right)} + \frac{\Delta\left(\frac{f \cdot p \cdot q}{v \cdot w}\right)}{\left(\frac{f \cdot p \cdot q}{v \cdot w}\right)} - \frac{\Delta\left(\frac{q}{d \cdot w}\right)}{\left(\frac{q}{d \cdot w}\right)} - \frac{\Delta\left(\frac{p \cdot q}{v \cdot w}\right)}{\left(\frac{p \cdot q}{v \cdot w}\right)} \right) \right) + \mathcal{O}(\epsilon^2).$$

Observe that

$$d = \epsilon^{d/2} m_0 \left(\left(\frac{p \cdot q}{v \cdot w} \right)^{1/2} + \mathcal{O}(\epsilon) \right).$$

Substituting this expression into the above equation gives

$$C_\epsilon f = f - \frac{\epsilon m_2}{2m_0} \left(\frac{\Delta\left(f \left(\frac{q \cdot v}{w \cdot p}\right)^{1/2}\right)}{\left(\frac{q \cdot v}{w \cdot p}\right)^{1/2}} - \frac{\Delta\left(\frac{q \cdot v}{w \cdot p}\right)^{1/2}}{\left(\frac{q \cdot v}{w \cdot p}\right)^{1/2}} f + \frac{\Delta\left(f \left(\frac{q \cdot p}{w \cdot v}\right)^{1/2}\right)}{\left(\frac{q \cdot p}{w \cdot v}\right)^{1/2}} - \frac{\Delta\left(\frac{q \cdot p}{w \cdot v}\right)^{1/2}}{\left(\frac{q \cdot p}{w \cdot v}\right)^{1/2}} f \right) + \mathcal{O}(\epsilon^2),$$

as was to be shown. \square

Proposition 6. Suppose that $0 < \gamma < 1/2$ and $k > 0$ is fixed. If $f \in E_k$, then uniformly over $x \in X$ within distance $2\epsilon^\gamma$ of ∂X

$$C_\epsilon f(x) = f(x_0) + \mathcal{O}(\epsilon),$$

where x_0 is the closest point in ∂X to $x \in X$ (with respect to Euclidean distance).

Proof. We begin with the equation

$$1 = \frac{1}{d(x)} \int_{\{r \in X : |r-x| < \epsilon^\gamma\}} k_\epsilon(x, r) \frac{p(r)}{v(r)} \int_X k_\epsilon(y, r) \frac{q(y)}{d(y)w(y)} dy dr.$$

which was derived in the proof of Proposition 5. Since $d(x, \partial X) \leq \epsilon^\gamma$, it follows that all r in the above equation satisfy $d(r, \partial X) < 3\epsilon^\gamma$; therefore, the result of Lemma 2 can be applied to the integral over y , where factor 3 is absorbed the error term. Thus, we have

$$\int_X k_\epsilon(y, r) \frac{q(y)}{d(y)w(y)} dy = \epsilon^{d/2} \frac{q(r_0) m_{0,\epsilon}(r)}{d(r_0)w(r_0)} \left(1 + \epsilon^{1/2} \frac{m_{1,\epsilon}(r)}{m_{0,\epsilon}(r)} \frac{\partial_n \frac{q(r_0)}{d(r_0)w(r_0)}}{\frac{q(r_0)}{d(r_0)w(r_0)}} + \mathcal{O}(\epsilon) \right),$$

where r_0 is the closest point on ∂X to r . Substituting this expression into our initial integral equation, expanding the integral by Lemma 2, and rearranging terms gives

$$d \cdot d_{x_0} = \varepsilon d \frac{q_{x_0} \cdot m_{0,\varepsilon x_0} \cdot m_{0,\varepsilon} \cdot p_{x_0}}{w_{x_0} \cdot v_{x_0}} \cdot \left(1 + \varepsilon^{1/2} \frac{m_{1,\varepsilon x_0}}{m_{0,\varepsilon x_0}} \frac{\partial_n \frac{q_{x_0}}{d_{x_0} \cdot w_{x_0}}}{\frac{q_{x_0}}{d_{x_0} \cdot w_{x_0}}} + \varepsilon^{1/2} \frac{m_{1,\varepsilon}}{m_{0,\varepsilon}} \frac{\partial_n \frac{m_{0,\varepsilon x_0} \cdot p_{x_0} \cdot q_{x_0}}{d_{x_0} \cdot w_{x_0} \cdot v_{x_0}}}{\frac{m_{0,\varepsilon x_0} \cdot p_{x_0} \cdot q_{x_0}}{d_{x_0} \cdot w_{x_0} \cdot v_{x_0}}} + \mathcal{O}(\varepsilon) \right),$$

where the arguments x of the functions $d(x)$ and $m_{0,\varepsilon}(x)$ have been suppressed, and where we write $f_{x_0} = f(x_0)$ for notational brevity. Moreover, as in Proposition 4, if a similar expansion for $C_\varepsilon f$ is performed, substituting in this derived value for $d \cdot d_{x_0}$ yields

$$C_\varepsilon f = f_{x_0} + \mathcal{O}(\varepsilon)$$

as the terms of order $\varepsilon^{1/2}$ will cancel as in the proof of Proposition 4 since f can be taken out of normal derivative to the boundary since it verifies the Neumann condition. \square

4.4. Proof of Theorem 2.

Proof of Theorem 2. The proof of Theorem 2 follows from an identical argument from the proof of Theorem 1 where the results of Propositions 3 and 4 are replaced with the results of Propositions 5 and 6. \square

5. PROOF OF PROPOSITIONS 1 AND 2

5.1. Proof of Proposition 1.

Proof of Proposition 1. First using a Nyström type extension we write

$$\nabla_x \varphi_k(x) = \frac{1}{\lambda_k} \int_X \nabla_x b_\varepsilon(x, y) \varphi_k(y) d\hat{\mu}(y).$$

The gradient (in the x -variable) of the kernel $b_\varepsilon(x, y)$ can be computed by the product rule

$$\nabla_x b_\varepsilon(x, y) = \nabla_x \frac{k_\varepsilon(x, y)}{d(x)d(y)} = \frac{\nabla_x k_\varepsilon(x, y)}{d(x)d(y)} - \frac{k_\varepsilon(x, y)}{d(x)d(y)} \frac{\nabla_x d(x)}{d(x)}.$$

The gradient $\nabla_x k_\varepsilon(x, y)$ can be computed directly

$$\nabla_x k_\varepsilon(x, y) = -\frac{x-y}{\varepsilon} e^{-|x-y|^2/\varepsilon} = \frac{y-x}{\varepsilon} k_\varepsilon(x, y).$$

In order to compute the logarithmic derivative $\nabla_x d(x)/d(x)$ we use the fact that

$$d(x) = \int_X \frac{k_\varepsilon(x, y)}{d(y)} d\hat{\mu}(y),$$

which is an immediate consequence of the bi-stochasticity of b_ε with respect to $d\hat{\mu}$. Specifically,

$$\frac{\nabla_x d(x)}{d(x)} = \frac{1}{d(x)} \int_X \frac{\nabla_x k_\varepsilon(x, y)}{d(y)} d\hat{\mu}(y) = \frac{1}{d(x)} \int_X \frac{y-x}{\varepsilon} \frac{k_\varepsilon(x, y)}{d(y)} d\hat{\mu}(y) = \frac{\bar{x} - x}{\varepsilon},$$

where

$$\bar{x} := \int_X y b_\varepsilon(x, y) d\hat{\mu}(y).$$

Substituting the expressions for $\nabla_x k_\varepsilon(x, y)$ and $\nabla_x d(x)/d(x)$ into the Nyström extension yields

$$\nabla_x \varphi_k(x) = \frac{1}{\lambda_k} \int_X \frac{y - \bar{x}}{\varepsilon} b_\varepsilon(x, y) \varphi_k(y) d\hat{\mu}(y)$$

which completes the proof. \square

Remark 1. If $f \in L^2(X, d\hat{\mu})$, then

$$\nabla_x f(x) = \sum_k \langle f, \varphi_k \rangle_{L^2(X, d\hat{\mu})} \frac{1}{\lambda_k} \int_X \frac{y - \bar{x}}{\varepsilon} b_\varepsilon(x, y) \varphi_k(y) d\hat{\mu}(y).$$

However, from a numerical point of view this formula only really makes sense when the sum is restricted to the first several eigenfunctions, and f is well approximated by linear combinations of these functions; otherwise, any error in the computation of $\langle f, \varphi_k \rangle_{L^2(X, d\hat{\mu})}$ will be amplified by a factor of $1/\lambda_k$.

5.2. Proof of Proposition 2.

Proof of Proposition 2. The proof follows the same pattern as the proof of Proposition 1. Using a Nystöm like extension we write

$$\nabla_x \varphi_k(x) = \frac{1}{\lambda_k} \int_X \nabla_x \frac{c_\varepsilon(x, y)}{d(x)d(y)} \varphi_k(y) d\hat{\mu}(y).$$

Now by the product rule for differentiation

$$\nabla_x \frac{c_\varepsilon(x, y)}{d(x)d(y)} = \frac{\nabla_x c_\varepsilon(x, y)}{d(x)d(y)} - \frac{c_\varepsilon(x, y)}{d(x)d(y)} \frac{\nabla_x d(x)}{d(x)}.$$

First, we compute

$$\nabla_x c_\varepsilon(x, y) = \int_X \nabla_x k_\varepsilon(x, r) k_\varepsilon(y, r) d\hat{\nu}(r) = \int_X \frac{r-x}{\varepsilon} k_\varepsilon(x, r) k_\varepsilon(y, r) d\hat{\nu}(r)$$

Second, we compute

$$\frac{\nabla_x d(x)}{d(x)} = \frac{1}{d(x)} \nabla_x \int_X \frac{c_\varepsilon(x, y)}{d(y)} d\hat{\mu}(y) = \int_X \frac{\int_X \frac{r-x}{\varepsilon} k_\varepsilon(x, r) k_\varepsilon(y, r) d\hat{\nu}(r)}{d(x)d(y)} d\hat{\mu}(y).$$

We assert that

$$\nabla_x \frac{c_\varepsilon(x, y)}{d(x)d(y)} = \frac{\int_X \frac{r}{\varepsilon} k_\varepsilon(x, r) k_\varepsilon(y, r) d\hat{\nu}(r)}{d(x)d(y)} - \frac{c_\varepsilon(x, y)}{d(x)d(y)} \int_X \frac{\frac{r}{\varepsilon} k_\varepsilon(x, r) k_\varepsilon(y, r) d\hat{\nu}(r)}{d(x)d(y)} d\hat{\mu}(y);$$

indeed, the terms that associated with x/ε are equal except for having opposite signs so they cancel. Define

$$\bar{r}_x := \int_X r (F_\varepsilon 1)(x, r) d\hat{\nu}(r) \quad \text{and} \quad (F_\varepsilon f)(x, r) := \int_X \frac{k_\varepsilon(x, r) k_\varepsilon(y, r)}{d(x)d(y)} f(y) d\hat{\mu}(y).$$

With this notation

$$\nabla_x \frac{c_\varepsilon(x, y)}{d(x)d(y)} = \frac{\int_X \frac{r - \bar{r}_x}{\varepsilon} k_\varepsilon(x, r) k_\varepsilon(y, r) d\hat{\nu}(r)}{d(x)d(y)}.$$

Therefore,

$$\nabla_x \varphi_k(x) = \frac{1}{\lambda_k} \int_X \frac{r - \bar{r}_x}{\varepsilon} (F_\varepsilon \varphi_k)(x, r) d\hat{\nu}(r),$$

as was to be shown. □

REFERENCES

- [1] P. Bérard, G. Besson, and S. Gallot. Embedding Riemannian manifolds by their heat kernel. *Geom. and Fun. Anal.* 4(4):374–398, 1994.
- [2] J. M. Borwein, A. S. Lewis, and R. D. Nussbaum. Entropy Minimization, DAD Problems, and Doubly Stochastic Kernels *J. Funct. Anal.* 123(2):264–307, 1994.
- [3] R. R. Coifman and S. S. Lafon. Diffusion maps *Appl. Comput. Harmon. Anal.* 21(1):5–30, 2006.
- [4] R. R. Coifman and M. J. Hirn. Bi-stochastic kernels via asymmetric affinity functions *Appl. Comput. Harmon. Anal.* 35(1):177–180, 2013.
- [5] A. Haddad, D. Kushnir, R. R. Coifman Texture separation via a reference set *Appl. Comput. Harmon. Anal.*, 36(2):335–347, 2014.
- [6] P. W. Jones, M. Maggioni, and R. Schul. Manifold parametrizations by eigenfunctions of the Laplacian and heat kernels. *Proc. Natl. Acad. Sci.* 105(5):1803–1808, 2008.
- [7] D. Kushnir, A. Haddad, and R. R. Coifman. Anisotropic diffusion on sub-manifolds with application to Earth structure classification *Appl. Comput. Harmon. Anal.*, 32(2):280–294, 2012.
- [8] S. S. Lafon. *Diffusion Maps and Geometric Harmonics*. PhD Thesis, Yale University, 2004.
- [9] A. Singer. From graph to manifold Laplacian: The convergence rate. *Appl. Comput. Harmon. Anal.*, 21:128–134, 2006.

- [10] R. Sinkhorn. A Relationship Between Arbitrary Positive Matrices and Doubly Stochastic Matrices *Ann. Math. Statist.*, 35:(2)876–879, 1964.

PROGRAM IN APPLIED MATHEMATICS, YALE UNIVERSITY, NEW HAVEN, CT 06511, USA
E-mail address: `ronald.coifman@yale.edu`

PROGRAM IN APPLIED MATHEMATICS, YALE UNIVERSITY, NEW HAVEN, CT 06511, USA
E-mail address: `nicholas.marshall@yale.edu`