

Spontaneous surface magnetization and chiral Majorana modes

Wang Yang,¹ Chao Xu,¹ and Congjun Wu¹

¹*Department of Physics, University of California, San Diego, California 92093, USA*

Majorana fermions are often proposed to be realized by first singling out a single non-degenerate Fermi surface in spin-orbit coupled systems, and then imposing boundaries or defects. In this work, we take a different route starting with two degenerate Fermi surfaces without spin-orbit coupling, and show that by the method of “kink on boundary”, the dispersive chiral Majorana fermions can be realized in superconducting systems with $p \pm is$ pairings. The surfaces of these systems develop spontaneous magnetizations whose directions are determined by the boundary orientations and the phase difference between the p and s -component gap functions. Along the magnetic domain walls on the surface, there exist chiral Majorana fermions propagating unidirectionally, which can be conveniently dragged and controlled by external magnetic fields. Furthermore, the surface magnetization is shown to be a magnetoelectric effect based on a Ginzburg-Landau free energy analysis. We also discuss how to use the proximity effects to realize chiral Majorana fermions by performing the “kink on boundary” method.

PACS numbers:

Majorana fermions are their own anti-particles which were first introduced to high energy physics [1]. In the past decade, they have been intensively investigated in the context of condensed matter physics [2]. The braiding of Majorana particles exhibits non-Abelian statistics [3–6], which is distinct from the usual Fermi and Bose statistics and can be applied for quantum computations [7–11]. The topological nature of Majorana modes makes the braiding and fusion operations robust from the decoherence processes which are detrimental to the realization of quantum computers.

There has been a great deal of interest in realizing Majorana fermions. The Majorana modes are proposed to exist in the $\nu = \frac{5}{2}$ fractional quantum Hall state, and on boundaries, in vortex cores and at defects of topological superconducting systems [3, 5, 12–17]. Chiral Majorana fermion has been proposed to emerge in the quantum anomalous Hall insulator in proximity with an s -wave superconductor [18–20]. The interaction effects in Majorana fermions have also been discussed by various authors [21–23]. Recent experiments have provided evidence to the existence of Majorana zero modes and chiral Majorana fermions in condensed matter systems [24–26].

A Majorana fermion is half of a usual fermion in view of the degrees of freedom that it contains. Since electrons have two spin degrees of freedom, the chiral Majorana fermions can only be obtained by a “half of half” method. Typically, the first “half” is achieved by singling out a non-degenerate Fermi surface in spin-orbit coupled systems, which becomes effectively single-component. The second “half” is performed by imposing boundaries or defects to generate zero modes.

On the other hand, there have been considerable experimental and theoretical interest in studying superconducting states with competing singlet and triplet pairings [27–37]. A spontaneously time-reversal symmetry breaking mixing is energetically favored exhibiting $\pm \frac{\pi}{2}$ phase

difference between the gap functions in these two different channels [28]. This class of novel pairing states have been proposed in the ultra-cold electric dipolar fermion systems [28], in cold fermion systems under the p -wave Feshbach resonances [36], in the iron-pnictide superconductors [35], and in the inversion symmetry breaking superconducting systems [37]. Such kind of time reversal symmetry breaking superconductors host gapped Dirac cones on the surface with nontrivial gravitational responses and thermal Hall effects [37–43]. Recently, there has been strong experimental evidence for unconventional and time-reversal symmetry breaking pairing in the superconducting state of the noncentrosymmetric material $\text{Re}_{0.82}\text{Nb}_{0.18}$ [44], which is very likely of a mixed singlet and triplet nature [45].

In this article, we analyze the formation of chiral Majorana fermions in superconductors with mixed singlet and triplet pairings of the $p \pm is$ type. Different from previous works, there are two degenerate Fermi surfaces without any spin-orbit coupling, and the strategy of “half of half” is implemented as “kink on boundary”. The boundaries of the $p \pm is$ superconductors are shown to be spontaneously spin polarized, and the magnetizations are opposite for $p + is$ and $p - is$ pairings. As a result, the “kink” formed by the domain wall between the $p + is$ and $p - is$ superconducting regions on the surface is also a magnetization domain wall. We show that there exists a chiral Majorana fermion propagating unidirectionally along the “kink”. The spirit of such “kink on boundary” method is similar to realizing Majorana corner and hinge modes in the high order topological systems [46–53]. However, the chiral Majorana fermions realized using our method are mobile in the sense that they can be dragged and controlled by external magnetic fields, hence convenient for braiding purposes. In addition, we show that the spontaneous surface magnetization is a manifestation of a novel magnetoelectric effect based on a

Ginzburg-Landau free energy analysis. Finally, we also discuss how to use the proximity effects in triplet superconductors including $\text{Cu}_x\text{Bi}_2\text{Se}_3$ and $\text{Sn}_{1-x}\text{In}_x\text{Te}$ to realize chiral Majorana fermions by performing the “kink on boundary” method.

When the pairing strengths in the p and s -channels are nearly degenerate, their mixing leads to the time-reversal symmetry breaking pairing pattern $p \pm is$ [28]. The corresponding gap function matrix reads $\Delta_{\alpha\beta}(\vec{k}) = \Delta_s(\vec{k})(i\sigma_2)_{\alpha\beta} + \Delta_p(\vec{k})\hat{d}(\vec{k}) \cdot (i\vec{\sigma}\sigma_2)_{\alpha\beta}$ where $\hat{d}(\vec{k})$ is a unit real vector and $\vec{\sigma}$'s are the Pauli matrices in spin space. Only when the phase difference between Δ_s and Δ_p equals to $\pm\frac{\pi}{2}$, $\Delta_{\alpha\beta}$ is proportional to a unitary matrix. Typically, unitary pairings are energetically more favorable over non-unitary ones [54]. Both time reversal (T) and inversion (P) symmetries are spontaneously broken in the $p \pm is$ pairing states. Nevertheless, the system is invariant up to an overall phase under the PT -transformation, *i.e.*, the combined parity and time-reversal operations.

For simplicity, we start with a 1D $p_z \pm is$ superconductor, whose Bogoliubov-de Gennes (BdG) Hamiltonian reads

$$H_{1d} = \frac{1}{2} \int dz \psi^\dagger(z) \left(\left(-\frac{\hbar^2}{2m} \partial_z^2 - \mu(z) \right) \tau_3 - \Delta_s \sigma_2 \tau_1 - \frac{\Delta_p}{k_f} i \partial_z \sigma_1 \tau_1 \right) \psi(z), \quad (1)$$

in which $\psi(z) = (c_\uparrow^\dagger(z) c_\downarrow^\dagger(z) c_\uparrow(z) c_\downarrow(z))^T$; τ_i 's are the Pauli matrices in the Nambu space; k_f is the Fermi wavevector; Δ_s and Δ_p represent the singlet and triplet pairing gap functions which are assumed real without loss of generality. The BdG Hamiltonian Eq. (1) possesses the particle-hole symmetry $P_h H_{1d} P_h^{-1} = -H_{1d}$ where P_h is an anti-unitary transformation defined as $P_h \psi^\dagger(z) P_h^{-1} = \psi^\dagger(z) \sigma_0 \tau_1 K$, with K the complex conjugate operation. The triplet pairing pattern in Eq. (1) corresponds to the d -vector configuration $\hat{d} \parallel \hat{z}$, hence the z -component of spin is conserved represented as $S_z = \frac{1}{4} \sigma_3 \tau_3$. In the absence of Δ_s , the system preserves time-reversal symmetry $T \psi^\dagger(z) T^{-1} = \psi^\dagger(z) i \sigma_2 \tau_0 K$, and there exists a chiral operator $C_{ch} = -i T P_h = \sigma_2 \tau_1$ anti-commuting with the Hamiltonian. The chiral operator in general maps positive energy states to negative energy states, but becomes a symmetry for the zero modes. In what follows, an open boundary condition is imposed along the z -direction at the upper ($z = \frac{L}{2}$) and lower ($z = -\frac{L}{2}$) edges, with $\mu(z) = \frac{\hbar^2}{2m} k_f^2$ at $|z| < \frac{L}{2}$ and $\mu(z) = -\infty$ at $|z| > \frac{L}{2}$, where L is the system size.

When $\Delta_s = 0$, there exist two Majorana zero modes at each edge of the system. The associated creation operators for the four Majorana modes are $\gamma_\lambda^{a,\dagger} = \int dz \psi^\dagger(z) \Psi_\lambda^a(z)$, in which $a = +(-)$ for upper (lower) edge and $\lambda = \pm$ labelling the two zero modes at each edge. The zero mode wavefunctions Ψ_λ^a are solved

as $\Psi_+^a(z) = \frac{1}{\sqrt{2}}(e^{-ia\frac{\pi}{4}}, 0, 0, e^{ia\frac{\pi}{4}})^T u_+(z)$ and $\Psi_-^a(z) = \frac{1}{\sqrt{2}}(0, e^{-ia\frac{\pi}{4}}, e^{ia\frac{\pi}{4}}, 0)^T u_-(z)$, respectively, where $u_a(z)$ is the envelope function with the expression given in Supplementary Materials (SM) Sect. I [55]. Since $[C_{ch}, S_z] = 0$, the wavefunctions of the four zero modes can be chosen as the simultaneous eigenstates of C_{ch} and S_z :

$$C_{ch} \Psi_\lambda^a = a \lambda \Psi_\lambda^a, \quad S_z \Psi_\lambda^a = \frac{1}{2} \lambda \Psi_\lambda^a. \quad (2)$$

Furthermore, there exists an emergent supersymmetry expressed as $\gamma_+^a = \gamma_-^{a,\dagger}$ [56].

When $\Delta_s \neq 0$, the four modes become gapped, and a spontaneous magnetization develops on the edge. Since the singlet pairing component in H_{1d} is $-\Delta_s C_{ch}$, C_{ch} and S_z still form a complete set of good quantum numbers for the four modes as expressed in Eq. (2). Without loss of generality, let us consider the case of $\Delta_s > 0$. $\gamma_{\lambda=a}^{a,\dagger}$ represents quasiparticle annihilation operator, since $[H_1, \gamma_{\lambda=a}^{a,\dagger}] = -\Delta_s \gamma_{\lambda=a}^{a,\dagger}$. The projection of the S_z operator to the edge state subspace can be expressed as $S_z = -\frac{1}{2} a \left(\gamma_{\lambda=-a}^{a,\dagger} \gamma_{\lambda=a}^{a,\dagger} - \frac{1}{2} \right)$, hence, $\langle G | S_z | G \rangle = \frac{1}{4} a$ where $|G\rangle$ is the ground state of the system. Therefore, the upper and lower edges carry spontaneous magnetizations along the z -direction, and they are oppositely magnetized as enforced by the PT -symmetry. Define the PT -operation as $\mathcal{S} = GPT$, where $G : c_\sigma(z) \rightarrow i c_\sigma(z)$ ($\sigma = \uparrow, \downarrow$) is a gauge transformation. The operation \mathcal{S} flips both a and λ and maintains the C_{ch} index invariant, since \mathcal{S} switches the upper and lower edges, $\{\mathcal{S}, S_z\} = 0$, and $[\mathcal{S}, C_{ch}] = 0$. As a result, $\gamma_{\lambda=a}^{a,\dagger}$ and $\gamma_{\lambda=-a}^{-a,\dagger}$ are related by \mathcal{S} and are the eigen-operators with the same energy eigenvalue. Hence, the magnetizations are opposite for the two edges. As for the case of $\Delta_s < 0$, the magnetization at each edge is reversed with respect to the case of $\Delta_s > 0$. We also note that there is no magnetization in the bulk due to the PT -symmetry.

Next we consider the $p \pm is$ superconductors in two dimensions and show that there appears a single Majorana zero mode localized at the magnetic kink on the 1D edge of this system. The corresponding BdG Hamiltonian reads

$$H_{2d} = \frac{1}{2} \int d^2 \vec{r} \psi^\dagger(\vec{r}) \left\{ \left(-\frac{\hbar^2}{2m} (\partial_y^2 + \partial_z^2) - \mu(z) \right) \tau_3 - \Delta_s(y) \sigma_2 \tau_1 + \frac{1}{k_f} (\Delta_p^y i \partial_y \tau_2 - \Delta_p^z i \partial_z \sigma_1 \tau_1) \right\} \psi(\vec{r}), \quad (3)$$

in which $\vec{r} = (y, z)$, $\Delta_p^{y,z}$ represent the triplet pairing strengths in the p_y, p_z partial wave channels, respectively, and the d -vector is pointing along the momentum direction. Again an open boundary condition is imposed along the z -direction. With a uniform $\Delta_s(y)$, the momentum k_y along the y -direction is a good quantum number. The Hamiltonian in Eq. (3) reduces back to Eq. (1) by setting $k_y = 0$, thus there are two gapped modes Ψ_\pm^a on each edge a .

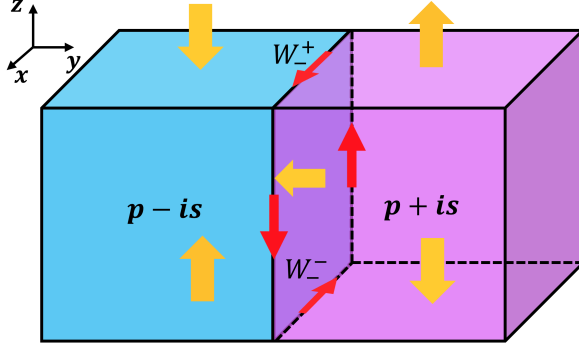


FIG. 1: The propagating chiral Majorana modes represented by red arrows. The yellow arrows in the figure represent the directions of magnetizations at several selected surfaces or interface.

At a small but nonzero k_y , the effective 1D low energy edge Hamiltonian can be obtained by the $k \cdot p$ method, as $H_{2d,edge}^a = -a(\Delta_s s_3 + \frac{\Delta_p^y}{k_f} k_y s_1)$, in which s_i 's are the Pauli matrices in the basis of Ψ_{\pm}^a for the a -edge. For a spatially slowly varying $\Delta_s(y)$, the edge Hamiltonian becomes

$$H_{2d,edge}^a = -a \left(\Delta_s(y) s_3 - i \frac{\Delta_p^y}{k_f} \partial_y s_1 \right). \quad (4)$$

Since the direction of the edge magnetization is determined by the sign of $\Delta_s(y)$, the position where $\Delta_s(y)$ changes sign forms a magnetic kink separating regions of opposite directions of magnetizations. Alternatively, $\Delta_s(y)$ can be viewed as the mass of the 1D superconducting spinless fermion model, therefore, a Majorana zero mode emerges at the magnetic kink [57, 58]. The Majorana zero mode can be solved based on the low energy edge Hamiltonian in Eq. (4). For a kink with $\text{sgn}(\Delta_s(y)) = -\lambda \text{sgn}(y)$ where $\lambda = \pm$, the wave-function of the zero mode at a -edge is $W_{\lambda}^a(y, z) = \frac{1}{\sqrt{2}} (e^{i\lambda \frac{\pi}{4}} \Psi_{+}^a(z) + e^{-i\lambda \frac{\pi}{4}} \Psi_{-}^a(z)) w_{\lambda}(y)$, and the envelope function reads $w_{\lambda}(y) = \frac{1}{N} e^{\lambda \int_0^y dy' k_f \frac{\Delta_s(y')}{\Delta_p}}$ with N a normalization factor. We have also numerically verified the existence of Majorana zero modes using a lattice model with details included in SM Sect II [55].

The symmetry properties of the four zero modes W_{λ}^a 's are analyzed as follows. With the presence of Δ_s , C_{ch} is no longer a symmetry of the zero modes, nevertheless, a new chiral operator can be chosen as $C'_{ch} = -\sigma_3 \tau_1$ which anticommutes with H_{2d} and is a symmetry for W_{λ}^a 's. When $\Delta_s(y)$ is an odd function of y , the system is invariant under the operation $M'_y = G M_y$, where the reflection operation M_y is defined as $M_y \psi^{\dagger}(y, z) M_y^{-1} = \psi^{\dagger}(-y, z) i \sigma_2 \tau_0$. Furthermore, C'_{ch} and M'_y commute and form a complete set of good quantum numbers for the four zero modes W_{λ}^a 's:

$$C'_{ch} W_{\lambda}^a = -a \lambda W_{\lambda}^a, \quad M'_y W_{\lambda}^a = -\lambda W_{\lambda}^a. \quad (5)$$

Note that for a fixed λ , the C'_{ch} indices of the pair of states W_{λ}^{\pm} are opposite while the M'_y eigenvalues are the same, and for a fixed a , both the C'_{ch} indices and the M'_y eigenvalues of the states W_{\pm}^a are opposite. These are consequences of the symmetries of the system as discussed in SM Sect. III [55].

Now we extend the above discussions to 3D $p \pm is$ superconductors, with the following BdG Hamiltonian

$$H_{3d} = \frac{1}{2} \int d\vec{r} \psi^{\dagger}(\vec{r}) \left(\left(-\frac{\hbar^2}{2m} \nabla^2 - \mu(z) \right) \tau_3 - \Delta_s(y) \sigma_2 \tau_1 + \frac{1}{k_f} (\Delta_p^x i \partial_x \sigma_3 \tau_1 + \Delta_p^y i \partial_y \tau_2 - \Delta_p^z i \partial_z \sigma_1 \tau_1) \right) \psi(\vec{r}), \quad (6)$$

in which $\hat{d}(\vec{k})$ is assumed to be \hat{k} . The open boundary condition is imposed along z -direction the same as before. H_{3d} reduces to the Hamiltonian in Eq. (1) when $k_x = k_y = 0$, and to Eq. (3) when $k_x = 0$.

When $\Delta_s(y) = \Delta_s$ is a constant, the surface is uniformly spin polarized. The surface modes at $k_x = k_y = 0$ are Ψ_{λ}^a 's as given in Eq. (2). Away from the surface Γ -point, the low energy surface Hamiltonian for the a -boundary can be obtained by the $k \cdot p$ method as

$$H_{\text{surf}}^a = a \left(-\Delta_s \xi_3 + \frac{1}{k_f} (\Delta_p^x k_x \xi_2 - \Delta_p^y k_y \xi_1) \right), \quad (7)$$

where ξ_i 's are the Pauli matrices in the basis of Ψ_{\pm}^a . For the case of rotationally invariant triplet pairing, *i.e.* $\Delta_p^j = \Delta_p$ ($j = x, y, z$), the surface magnetization per unit area is evaluated as $a \frac{k_f^2}{8\pi} r (\sqrt{1+r^2} - r)$ where $r = \Delta_s / \Delta_p$, with detailed calculations included in SM Sect. IV [55]. Due to the surface magnetization, the spontaneous time reversal symmetry breaking pattern (*i.e.* the sign of Δ_s) can be controlled by an external magnetic field. By applying an arbitrarily small field along positive (negative) z -direction to the upper boundary of the system above the superconducting transition temperature, the $p + is$ ($p - is$) state will be favored near the upper boundary when the system is cooled down to be superconducting. The induced symmetry breaking pattern is the opposite for the lower boundary with the same direction of the external field.

There exists a chiral Majorana fermion propagating along the magnetization domain wall where $\Delta_s(y)$ changes sign on the boundary of the system. Assuming $\text{sgn}(\Delta_s(y)) = -\lambda \text{sgn}(y)$ with $\lambda = \pm 1$, then for a fixed λ , there exists a Majorana zero mode W_{λ}^a with $k_x = 0$ on the a -boundary. In this case, a new chiral operator C'_{ch} which anti-commutes with H_{3d} (see SM Sect. IV [55]) can be defined as $C'_{ch} = G M_x T P_h$, satisfying $C'_{ch} \psi^{\dagger}(x, y, z) C'^{-1}_{ch} = \psi^{\dagger}(-x, y, z) (-\sigma_3 \tau_1)$ where M_x is the reflection operation defined as $M_x \psi^{\dagger}(x, y, z) M_x^{-1} = \psi^{\dagger}(-x, y, z) i \sigma_3 \tau_1$. Since C'_{ch} reduces to $-\sigma_3 \tau_1$ when $k_x = 0$, C'_{ch} is a symmetry for the zero modes. When k_x deviates from 0, the dispersion can be obtained by

applying the $k \cdot p$ method to $\Delta H_{ch}(k_x) = -\frac{\Delta_p}{k_f} k_x \sigma_3 \tau_1$, which is just $\frac{\Delta_p}{k_f} C'_{ch} k_x$. Hence, the propagation direction, *i.e.*, the chirality, is determined by the C'_{ch} index and the velocity is $v = C'_{ch} \frac{\Delta_p}{\hbar k_f}$. The above analysis is confirmed by numerical computations on a finite size lattice system discussed in SM Sect. IV [55]. A schematic plot of the propagation of the Majorana modes is shown in Fig. 7.

We also show that the spontaneous surface magnetization is a manifestation of a magnetoelectric effect. In $p \pm is$ superconductors, spatial inhomogeneities, including the spatial variations of the external potential $V(\vec{r})$ and the gap functions of the s and p -wave pairings, can all induce spin polarizations. In the following, a Ginzburg-Landau free energy analysis is presented for the mechanism of the magnetization, which holds for temperatures close to the transition temperature T_c and the slow varying case. Denote the magnetic field as $\vec{h}(\vec{r})$, and the singlet and triplet pairing complex gap functions as $\Delta_s(\vec{r})$ and $\Delta_p(\vec{r})$, respectively, where an isotropic p -wave pairing is assumed, *i.e.*, $\Delta_p^j = \Delta_p$ ($j = x, y, z$). The free energy acquires the following terms under $\vec{h}(\vec{r})$ as

$$\begin{aligned} \Delta F^{(3)} &= \frac{1}{3} D \epsilon_f \int d^3 \vec{r} \vec{h} \cdot \text{Im} [-(\nabla \Delta_s) \Delta_p^* + \Delta_s \nabla \Delta_p^*], \\ \Delta F^{(4)} &= D \int d^3 \vec{r} \vec{h} \cdot \text{Im} [(\nabla V) \Delta_s \Delta_p^* - V (\nabla \Delta_s) \Delta_p^* \\ &\quad + V \Delta_s \nabla \Delta_p^*], \end{aligned} \quad (8)$$

in which ϵ_f is the Fermi energy; k_f is the Fermi wavevector; $D = N_f \frac{1}{k_f} \frac{7\zeta(3)}{(8\pi)^2} \frac{1}{T_c^2}$ where N_f is the density of states at the Fermi energy, T_c is the superconducting transition temperature, and ζ is the Riemann zeta function. The derivations of Eq. (8) are included in SM Sect. V[55]. Since the magnetization \vec{M} is conjugate to \vec{h} , all $\nabla \Delta_s$, $\nabla \Delta_p$ and ∇V can induce \vec{M} .

The first term in $\Delta F^{(4)}$ leads to the magnetoelectric effect. The magnetization induced by the spatial variation of the external potential is given by $\vec{M}(\vec{r}) = \chi \nabla V(\vec{r})$, where $\chi = D \text{Im}(\Delta_p \Delta_s^*)$. A nonzero χ requires the coexistence of Δ_s and Δ_p with a phase difference not equal to 0 or π , hence, both the inversion and time-reversal symmetries are broken. As analyzed before, the $p \pm is$ pairing gap functions are energetically favored when they are nearly degenerate. In this case, χ is nonzero and its sign is opposite for the $p \pm is$ cases. The open boundary condition used previously corresponds to a sudden jump of the electric potential. Hence, the spin polarized surface states is a manifestation of the magnetoelectric effect.

Magnetizations can also be induced by the spatial inhomogeneity of the superconducting gap functions as described in $\Delta F^{(3)}$. This effect is embodied in the spontaneous magnetization at the interfaces between regions

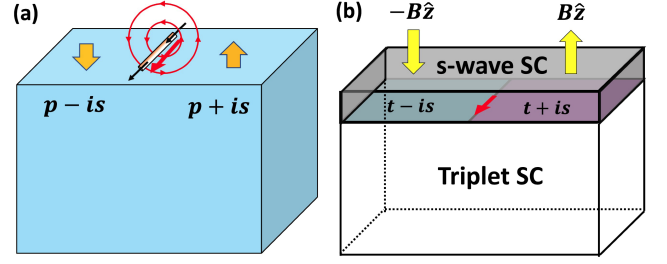


FIG. 2: The propagating chiral Majorana fermion (represented by the red straight arrows) produced by (a) a current-carrying wire placed on top of a $p \pm is$ superconductor, and (b) a triplet pairing superconductor in proximity with an s -wave superconducting thin film. In (a), the black straight arrows, the red circled arrows, and the orange fat arrows represent the electrical currents flowing through the wire, the magnetic fields generated by the current, and the surface magnetizations, respectively. In (b), the yellow arrows represent the directions of the external magnetic fields.

with different pairing symmetries in the bulk as shown in Fig. 7 (b). Furthermore, for the interface between $p + is$ and $p - is$ regions, we find localized and spin polarized mid-gap states at the energy of $|\Delta_p|$, while for the interface between the $p + is$ and $-p + is$ regions, the energies are at $|\Delta_s|$. The solutions of these mid-gap states are included in SM Sect. VI [55]. We also note that the chiral Majorana fermion can alternatively be viewed as propagating on the edge of such interfaces.

The chiral Majorana fermion can be produced and controlled by a current-carrying wire placed on top of the surface of the system as shown in Fig. 2 (a). The directions of the magnetic fields on the surface produced by the wire are antiparallel on the opposite sides of the wire, thus the induced symmetry breaking pattern ($p + is$ or $p - is$) changes across the wire when the system is cooled below T_c . As discussed previously, there exists a chiral Majorana fermion propagating along the domain wall produced by the electric current. The domain wall will follow the motion of the wire if the motion is slow enough to ensure adiabaticity. Hence, such chiral Majorana fermion is mobile and can be conveniently dragged by translating the wire on the surface.

Besides the intrinsic $p \pm is$ superconductivities, our strategy for realizing mobile chiral Majorana fermions can also be carried out using proximity effect. There is experimental evidence for the $\text{Cu}_x\text{Bi}_2\text{Se}_3$ and $\text{Sn}_{1-x}\text{In}_x\text{Te}$ materials to host a time reversal invariant triplet superconductivity [30, 32–34]. In these two materials, although the proposed triplet pairing symmetry (A_{1u} representation of the D_{3d} point group) [29] is not the same as the p -wave pairing discussed in our work, C_{ch} is still an anti-symmetry (*i.e.*, anti-commuting with the Hamiltonian), and S_z is in the little group of $\vec{k} \parallel \hat{z}$ since the C_3 symmetry is unbroken. Hence, the presence of an s -wave pairing will play exactly the same role

as discussed in our work in splitting the Majorana zero modes and creating a spontaneous magnetization on the surface with the normal direction along \hat{z} . As shown in Fig. 2 (b), by coating an s -wave superconducting thin film on top of the triplet superconducting bulk, the unitary $t \pm is$ pairing symmetry (t for the above mentioned A_{1u} pairing) is energetically favored close to the interface between the s -wave film and the triplet pairing bulk due to the proximity effect. The phase difference between the singlet and triplet pairing components (*i.e.*, $t + is$ or $t - is$) can be conveniently controlled by external magnetic fields, and there exists a chiral Majorana fermion propagating along the domain wall separating the $t + is$ and the $t - is$ regions on the interface.

In summary, we have proposed that both the localized Majorana zero energy states and the dispersive chiral ones can be realized via the “kink on boundary” method. The boundaries of $p \pm is$ superconductors are spontaneously magnetized, with opposite directions of magnetizations for the $p + is$ and $p - is$ pairings, as a manifestation of the magnetoelectric effect. Along the 1D domain wall between the $p \pm is$ domains on the surface, there exists a chiral Majorana mode propagating unidirectionally, which can be controlled by magnetic fields. Our discussions are relevant to superconducting materials with competing singlet and triplet pairing orders and proximity-effect-induced superconductivities with a mixed singlet and triplet pairing symmetry.

Acknowledgments

W. Y., C. X. and C. W. acknowledge the support from AFOSR FA9550-14-1-0168.

-
- [1] E. Majorana, Il Nuovo Cimento (1924-1942) **14**, 171 (2008).
 - [2] C. Nayak, S. H. Simon, A. Stern, M. Freedman, and S. Das Sarma, Rev. Mod. Phys. **80**, 1083 (2008).
 - [3] G. Moore and N. Read, Nuclear Physics B **360**, 362 (1991).
 - [4] C. Nayak and F. Wilczek, Nuclear Physics B **479**, 529 (1996).
 - [5] D. A. Ivanov, Phys. Rev. Lett. **86**, 268 (2001).
 - [6] A. Stern, F. von Oppen, and E. Mariani, Phys. Rev. B **70**, 205338 (2004).
 - [7] A. Kitaev, Annals of Physics **303**, 2 (2003).
 - [8] A. Kitaev, Annals of Physics **321**, 2 (2006).
 - [9] M. Stone and S.-B. Chung, Phys. Rev. B **73**, 014505 (2006).
 - [10] J. Alicea, Y. Oreg, G. Refael, F. von Oppen, and M. P. A. Fisher, Nat. Phys. **7**, 412 (2011).
 - [11] B. I. Halperin, Y. Oreg, A. Stern, G. Refael, J. Alicea, and F. von Oppen, Phys. Rev. B **85**, 144501 (2012).
 - [12] A. Y. Kitaev, Phys. Uspekhi **44**, 1 (2001).
 - [13] N. Read and D. Green, Phys. Rev. B **61**, 10267 (2000).
 - [14] L. Fu and C. L. Kane, Phys. Rev. Lett. **100**, 096407 (2008).
 - [15] J. D. Sau, R. M. Lutchyn, S. Tewari, and S. Das Sarma, Phys. Rev. Lett. **104**, 040502 (2010).
 - [16] S. Das Sarma, C. Nayak, and S. Tewari, Phys. Rev. B **73**, 220502 (2006).
 - [17] J. C. Y. Teo and C. L. Kane, Phys. Rev. Lett. **104**, 046401 (2010).
 - [18] R. Yu, W. Zhang, H.-J. Zhang, S.-C. Zhang, X. Dai, and Z. Fang, Science **329**, 61 (2010).
 - [19] X.-L. Qi, T. L. Hughes, and S.-C. Zhang, Phys. Rev. B **82**, 184516 (2010).
 - [20] S. B. Chung, X.-L. Qi, J. Maciejko, and S.-C. Zhang, Phys. Rev. B **83**, 100512 (2011).
 - [21] M. Cheng, R. M. Lutchyn, V. Galitski, and S. Das Sarma, Phys. Rev. Lett. **103**, 107001 (2009).
 - [22] Y. Li, D. Wang, and C. Wu, New Journal of Physics **15**, 085002 (2013).
 - [23] A. C. Potter and P. A. Lee, Phys. Rev. Lett. **112**, 117002 (2014).
 - [24] Y.-J. Doh, J. A. van Dam, A. L. Roest, E. P. A. M. Bakkers, L. P. Kouwenhoven, and S. D. Franceschi, Science **309**, 272 (2005).
 - [25] H. H. Sun, K. W. Zhang, L. H. Hu, C. Li, G. Y. Wang, H. Y. Ma, Z. A. Xu, C. L. Gao, D. D. Guan, Y. Y. Li, C. Liu, D. Qian, Y. Zhou, L. Fu, S. C. Li, F. C. Zhang, and J. F. Jia, Phys. Rev. Lett. **116**, 257003 (2016).
 - [26] Berthold Jäck, Yonglong Xie, Jian Li, Sangjun Jeon, B. Andrei Bernevig, Ali Yazdani, Science **364**, 1255 (2019).
 - [27] H. Sakai, K. Yoshimura, H. Ohno, H. Kato, S. Kambe, R. E. Walstedt, T. D. Matsuda, Y. Haga, and Y. Onuki, J. Phys. Condens. Matter **13**, L785 (2001).
 - [28] C. Wu and J. E. Hirsch, Phys. Rev. B **81**, 020508 (2010).
 - [29] L. Fu and E. Berg, Phys. Rev. Lett. **105**, 097001 (2010).
 - [30] S. Sasaki, M. Kriener, K. Segawa, K. Yada, Y. Tanaka, M. Sato, and Y. Ando, Phys. Rev. Lett. **107**, 217001 (2011).
 - [31] T. C. Kobayashi, Y. Irie, J. ichi Yamaura, Z. Hiroi, and K. Murata, J. Phys. Soc. Jpn. **80**, 023715 (2011).
 - [32] T. Kirzhner, E. Lahoud, K. B. Chaska, Z. Salman, and A. Kanigel, Phys. Rev. B **86**, 064517 (2012).
 - [33] S. Sasaki, Z. Ren, A. A. Taskin, K. Segawa, L. Fu, and Y. Ando, Phys. Rev. Lett. **109**, 217004 (2012).
 - [34] M. Novak, S. Sasaki, M. Kriener, K. Segawa, and Y. Ando, Phys. Rev. B **88**, 140502 (2013).
 - [35] A. Hinojosa, R. M. Fernandes, and A. V. Chubukov, Phys. Rev. Lett. **113**, 167001 (2014).
 - [36] L. Zhou, W. Yi and X. Cui, arXiv:1512.09313 (2015).
 - [37] Y. Wang, and L. Fu, Phys. Rev. Lett. **119**, 187003 (2017).
 - [38] S. Ryu, J. E. Moore, and A. W. W. Ludwig, Phys. Rev. B **85**, 045104 (2012).
 - [39] X.-L. Qi, E. Witten, and S.-C. Zhang, Phys. Rev. B **87**, 134519 (2013).
 - [40] K. Shiozaki and S. Fujimoto, Phys. Rev. B **89**, 054506 (2014).
 - [41] P. Goswami and B. Roy, Phys. Rev. B **90**, 041301 (2014).
 - [42] P. Goswami and A. H. Nevidomskyy, Phys. Rev. B **92**, 214504 (2015).
 - [43] M. Stone and P. L. e. S. Lopes, Phys. Rev. B **93**, 174501 (2016).
 - [44] T. Shang, M. Smidman, S. K. Ghosh, C. Baines, L. J. Chang, D. J. Gawryluk, J. A. T. Barker, R. P. Singh, D. Mck. Paul, G. Balakrishnan, E. Pomjakushina, M. Shi, M. Medarde, A. D. Hillier, H. Q. Yuan, J. Quintanilla, J. Mesot, and T. Shiroka, Phys. Rev. Lett. **121**, 257002 (2018).
 - [45] S. Sundar, S. Salem-Sugui Jr, M K Chattopadhyay, S B

- Roy, L S Sharath Chandra, L F Cohen, and L Ghivelder, *Supercond. Sci. Technol.* **32** 055003 (2019).
- [46] W. A. Benalcazar, B. A. Bernevig, and T. L. Hughes, *Science* **357**, 61 (2017).
- [47] Y. Wang, M. Lin, and T. L. Hughes, *Phys. Rev. B* **98**, 165144 (2018).
- [48] X. Zhu, *Phys. Rev. Lett.* **122**, 236401 (2019).
- [49] X.-H. Pan, K.-J. Yang, L. Chen, G. Xu, C.-X. Liu, and X. Liu, *Phys. Rev. Lett.* **123**, 156801 (2019).
- [50] Y. Volpez, D. Loss, and J. Klinovaja, *Phys. Rev. Lett.* **122**, 126402 (2019).
- [51] N. Bultinck, B. A. Bernevig, and M. P. Zaletel, *Phys. Rev. B* **99**, 125149 (2019).
- [52] R.-X. Zhang, W. S. Cole, and S. Das Sarma, *Phys. Rev. Lett.* **122**, 187001 (2019).
- [53] Z. Wu, Z. Yan, and W. Huang, *Phys. Rev. B* **99**, 020508 (2019).
- [54] A. J. Leggett, *Rev. Mod. Phys.* **47**, 331 (1975).
- [55] Supplementary Materials.
- [56] X. L. Qi, T. L. Hughes, S. Raghu, and S. C. Zhang, *Phys. Rev. Lett.* **102**, 187001 (2009).
- [57] A. P. Schnyder, S. Ryu, A. Furusaki, and A. W. W. Ludwig, *Phys. Rev. B* **78**, 195125 (2008).
- [58] X. L. Qi, T. Hughes, and S. C. Zhang, *Nat. Phys.* **4**, 273 (2008).
-

Supplementary Materials

Contents

Surface states on the boundary of $p \pm is$ superconductors	7
Numerically solving the Majorana zero modes	8
The tight binding model for numerical computations	8
Numerical solution	8
Symmetry operations	9
C'_{ch}	9
M'_y	9
\bar{M}_z	10
T	10
Symmetries of the Majorana zero modes	11
Surface magnetization of $p \pm is$ superconductors	11
Calculation of surface magnetization in $p \pm is$ superconductors	11
Ginzburg-Landau free energy analysis of the magnetoelectric effect	12
Evaluation of $\Delta F^{(3)}$	12
Evaluation of $\Delta F^{(4)}$	13
Gapped surface states at interfaces	16
Gapped surface states at the interface of superconducting $p + is$ and $p - is$ bulks	16
Gapped surface states at the interface of the superconducting $p + is$ and $-p + is$ bulks	17
The chiral “sheet” mode	18
References	18

SURFACE STATES ON THE BOUNDARY OF $p \pm is$ SUPERCONDUCTORS

In this section, we solve for the surface states of a $p + is$ superconductor.

The wavefunction can be written as $(u_{\pm}(z)^T v_{\pm}(z)^T)^T e^{i(k_x x + k_y y)}$, in which both $u_{\pm}(z)$ and $v_{\pm}(z)$ are two-component column vectors, and plus (minus) sign is for upper (lower) boundary. Substituting $v_{\pm}(z)$ with $v_{\pm}(z) = \pm i\sigma_1 u_{\pm}(z)$ in the eigen-equation, one obtains

$$\left(\frac{\hbar^2}{2m}(-\partial_z^2 - k_f^2 + k_{\parallel}^2) \mp \frac{\Delta_p}{k_f} \partial_z\right) u_{\pm}(z) \pm (-\Delta_s \sigma_3 + \frac{\Delta_p}{k_f}(k_x \sigma_2 - k_y \sigma_1)) u_{\pm}(z) = E_s(\vec{k}_{\parallel}) u_{\pm}(z), \quad (9)$$

in which $\vec{k}_{\parallel} = (k_x, k_y)$, $k_{\parallel}^2 = k_x^2 + k_y^2$, and $E_s(\vec{k}_{\parallel})$ is the energy of the surface state. At $k_x = k_y = 0$ and $\Delta_s = 0$, the equation

$$\left(\frac{\hbar^2}{2m}(-\partial_z^2 - k_f^2 + k_{\parallel}^2) \mp \frac{\Delta_p}{k_f} \partial_z\right) u_{\pm}(z) = 0 \quad (10)$$

has two degenerate solutions as $u_{\pm}(z) = (1 \ 0)^T u_0^{\pm}(z)$ and $u_{\pm}(z) = (0 \ 1)^T u_0^{\pm}(z)$, in which $u_0^{\pm}(z)$ is given by

$$u_0^{\pm}(z) = \frac{1}{\sqrt{N(\vec{k}_{\parallel})}} \sin(\sqrt{k_f^2 - k_{\parallel}^2} z) e^{\mp \frac{m\Delta_p}{\hbar^2 \sqrt{k_f^2 - k_{\parallel}^2}} (z \pm \frac{L}{2})}. \quad (11)$$

The energies of these two states will split in the presence of the term $\pm(-\Delta_s \sigma_3 + \frac{\Delta_p}{k_f}(k_x \sigma_2 - k_y \sigma_1)) u(z)$ in Eq. (9).

The dispersion is clearly $\pm \sqrt{\Delta_s^2 + (\frac{\Delta_p}{k_f})^2 k_{\parallel}^2}$.

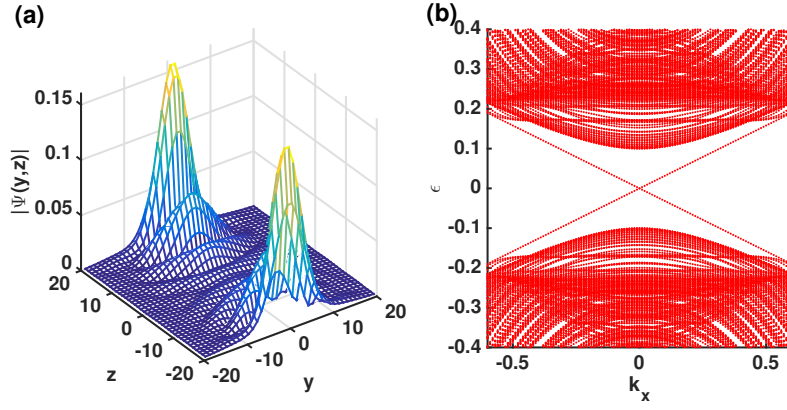


FIG. 3: (a) The probability density for one of the two zero modes on the 1D edges of a 2D system, and (b) The spectrum of the Hamiltonian in Eq. (12). The numerical computation is carried out on a 40×40 lattice system in the yz plane. In the tight binding model which is used for numerical calculations, the parameters are chosen as $t = 1$, $\mu = 0.4$, $\Delta_s(y) = -0.1 \text{ sign}(y)$, and $\frac{\Delta_p}{\sqrt{\mu}} = 0.2$. An open boundary condition is taken for both y - and z -directions. Due to the finite size effect, there is an energy splitting on the order of 10^{-4} between the two zero modes.

NUMERICALLY SOLVING THE MAJORANA ZERO MODES

The tight binding model for numerical computations

In this section, we present the tight binding model on a lattice system which, in the long wavelength limit, reduces to the following Hamiltonian in the main text,

$$H_{3d} = \frac{1}{2} \int d\vec{r} \psi^\dagger(\vec{r}) \left(-\frac{\hbar^2}{2m} \nabla^2 - \mu(z) \tau_3 - \Delta_s(y) \sigma_2 \tau_1 + \frac{1}{k_f} (\Delta_p^x i \partial_x \sigma_3 \tau_1 + \Delta_p^y i \partial_y \tau_2 - \Delta_p^z i \partial_z \sigma_1 \tau_1) \right) \psi(\vec{r}), \quad (12)$$

The numerical results displayed in Fig. 1 are based on the model presented in the following.

A two dimensional square lattice is considered with the lattice points at $\vec{R} = a\hat{e}_y + b\hat{e}_z$ ($a, b \in \mathbb{Z}$), where \hat{e}_y (or \hat{e}_z) is the unit vector along the y (or z)-direction. For fixed k_x , the Hamiltonian of the two dimensional tight binding model reads

$$\begin{aligned} H_t(k_x) = & \sum_{\vec{R}} \psi^\dagger(k_x, \vec{R}) \left[-(\mu - k_x^2) \sigma_0 \tau_3 - \Delta_s(y) \sigma_2 \tau_1 - k_x \sigma_3 \tau_1 \right] \psi(k_x, \vec{R}) \\ & - t \sum_{\vec{R}} \left[(\psi^\dagger(k_x, \vec{R}) \psi(k_x, \vec{R} + \hat{e}_y) + \psi^\dagger(k_x, \vec{R}) \psi(k_x, \vec{R} + \hat{e}_z) - 2\psi^\dagger(k_x, \vec{R}) \psi(k_x, \vec{R})) + h.c. \right] \\ & + \frac{1}{2i} t \frac{\Delta_p}{\sqrt{\mu}} \sum_{\vec{R}} \left[\psi^\dagger(k_x, \vec{R}) (-\sigma_0 \tau_2) \psi(k_x, \vec{R} + \hat{e}_y) + \psi^\dagger(k_x, \vec{R}) (\sigma_1 \tau_1) \psi(k_x, \vec{R} + \hat{e}_z) + h.c. \right]. \end{aligned} \quad (13)$$

The Hamiltonian in Eq. (12) is translationally invariant along the x -direction, hence, k_x is a good quantum number. It is not hard to see that apart from an overall factor, Eq. (12) essentially describes the same system as Eq. (13) in the long wavelength limit by setting $-i\partial_x$ as k_x in Eq. (12).

Numerical solution

The existence of a Majorana zero mode localized at the magnetic kink on the 1D boundary of a 2D system is verified by numerical computations as shown in Fig. 3 (a). The calculation is performed on a finite size system based on a tight-binding model with details included in Sec. , where $\Delta_s(y) = \text{sgn}(y)\Delta_s$. In Fig. 3 (a), the wavefunction mixing between the upper and lower edges is a finite size effect, leading to a small energy splitting of the two zero modes W_λ^\pm . In the thermodynamic limit, the two modes localized at upper and lower edges are degenerate at zero energy.

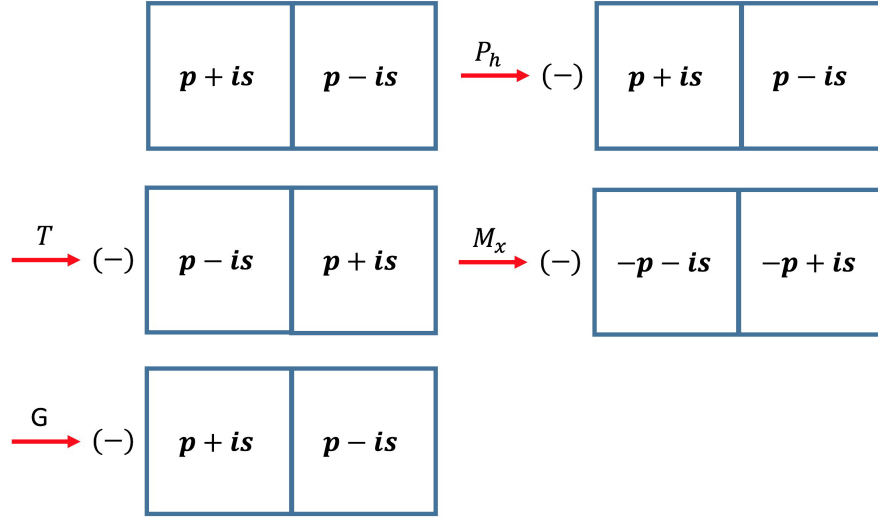


FIG. 4: The symmetry operation $C'_{ch} = GM_xTP_h$.

SYMMETRY OPERATIONS

In this section, we analyze the symmetries of the system and the relations between the symmetry operations. The coordinate system is chosen according to the convention denoted in Fig. 1 of the main text.

$$C'_{ch}$$

We show that the operation $C'_{ch} = GM_xTP_h$ defined in the main text anti-commutes with the Hamiltonian in Eq. (12) with $\Delta_s(y)$ an odd function. The effects of the operations P_h, T, M_x, G on the system are schematically shown in Fig. 4. P_h anti-commutes with the Hamiltonian which is denoted by the overall minus sign in the figure. The triplet pairing is time reversal invariant, but the singlet component changes sign due to the factor of i . The s -wave component is invariant under the reflection operation, but the p -wave component changes sign since $\vec{p} \cdot \vec{\sigma}$ is a pseudo-scalar. The gauge transformation reverses the sign of the pairing. As shown in Fig. 4, the composed operation C'_{ch} anti-commutes with the Hamiltonian.

It can also be explicitly checked that C'_{ch} anti-commutes with the Hamiltonian. The action of C'_{ch} is

$$\begin{aligned} C'_{ch} : (x, y, z) &\rightarrow (-x, y, z), (p_x, p_y, p_z) \rightarrow (-p_x, p_y, p_z); \\ &-\sigma_3\tau_1, \end{aligned} \quad (14)$$

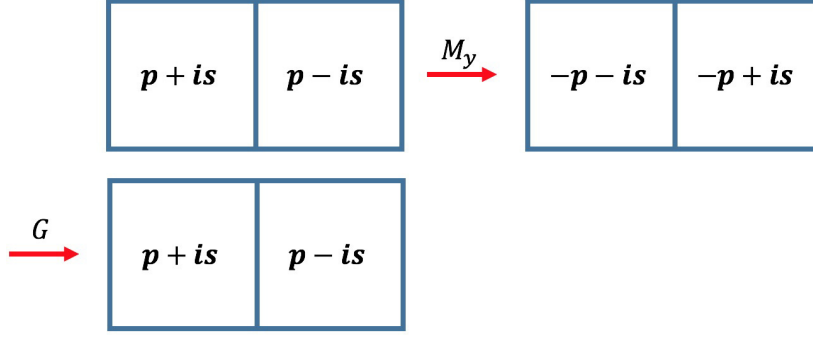
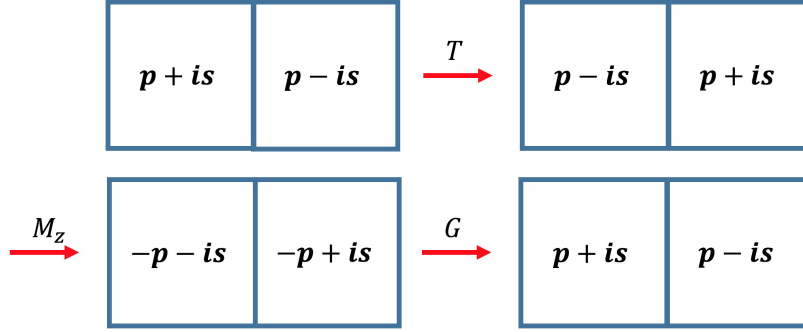
in which the first and second row denote how C'_{ch} acts in the spatial and internal degrees of freedom, respectively. $-\sigma_3\tau_1$ anti-commutes with all terms in the Hamiltonian Eq. (12) except $-\frac{\Delta_p}{k_f}k_x\sigma_3\tau_1$. But the spatial part of C'_{ch} reverses the sign of k_x . Hence, $\{C'_{ch}, H\} = 0$.

$$M'_y$$

We now show that the operation $M'_y = GM_y$ defined in the main text commutes with the Hamiltonian in Eq. (12). The effects of the operations M_y, G on the system are schematically shown in Fig. 5. M_y interchanges the left and right bulks and keeps the s -wave component invariant. M_y also reverses the sign of the p -wave component since $\vec{p} \cdot \vec{\sigma}$ is a pseudo-scalar. The gauge transformation changes the sign of the pairing. Thus the operation M'_y brings the system back.

It can also be explicitly checked that M'_y commutes with the Hamiltonian. The action of M'_y is

$$\begin{aligned} M'_y : (x, y, z) &\rightarrow (x, -y, z), (p_x, p_y, p_z) \rightarrow (p_x, -p_y, p_z); \\ &-\sigma_2\tau_3. \end{aligned} \quad (15)$$

FIG. 5: The symmetry operation $M'_y = G M_y$.FIG. 6: The symmetry operation $\bar{M}_z = G M_z T$.

$-\sigma_2\tau_3$ commutes with all terms in the Hamiltonian in Eq. (12) except for $-\frac{\Delta_p}{k_f}k_y\sigma_0\tau_2$ and $-\Delta_s(y)\sigma_2\tau_1$. But the spatial part of M'_y reverses the sign of both these two terms. Thus $[M'_y, H] = 0$.

$$\bar{M}_z$$

In this part, we show that the operation $\bar{M}_z = G M_z T$ commutes with H and M'_y , and anti-commutes with C'_{ch} . The effects of the operations T, M_z, G on the system are schematically shown in Fig. 6, and the combination of them keeps the system invariant. The commutation relations can be checked explicitly. The action of \bar{M}_z is

$$\begin{aligned} \bar{M}_z : (x, y, z) &\rightarrow (x, y, -z), (p_x, p_y, p_z) \rightarrow (-p_x, -p_y, p_z); \\ &\sigma_1\tau_0K. \end{aligned} \quad (16)$$

$\sigma_1\tau_0K$ commutes with all terms in the Hamiltonian except for $-\frac{\Delta_p}{k_f}p_x\sigma_3\tau_1$ and $-\frac{\Delta_p}{k_f}p_y\sigma_0\tau_2$, but the spatial part of the action of \bar{M}_z reverses the sign of p_x, p_y , thus $[\bar{M}_z, H] = 0$. Using the explicit expressions in Eqs. (14,15,16), the relations $\{\bar{M}_z, C'_{ch}\} = 0$ and $[\bar{M}_z, M'_y] = 0$ can be easily checked.

$$T$$

In this part, we show that T switches the bulks of $p + is$ and $p - is$ pairings and satisfies the anti-commutation relations $\{T, C'_{ch}\} = 0$ and $\{T, M'_y\} = 0$. The action of the time reversal operation is plotted in the first arrow of Fig. 6. Clearly T interchanges the left and right bulks. The explicit form of the action of T is

$$\begin{aligned} T : (x, y, z) &\rightarrow (x, y, z), (p_x, p_y, p_z) \rightarrow (-p_x, -p_y, -p_z); \\ &i\sigma_2K. \end{aligned} \quad (17)$$

Using the expressions in Eqs. (14,15,17), it can be verified that $\{T, C'_{ch}\} = 0$, $\{T, M'_y\} = 0$.

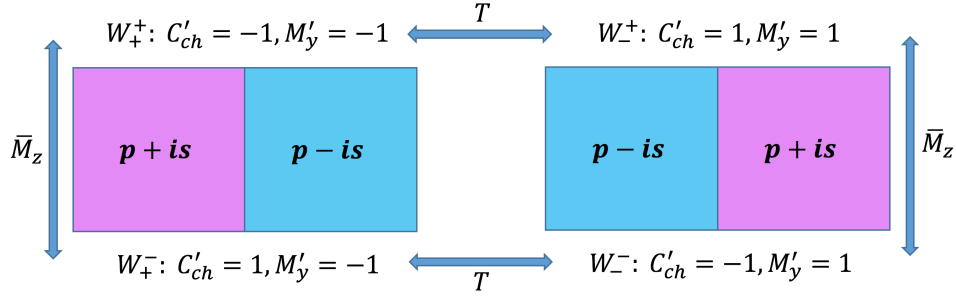


FIG. 7: Symmetry operations relating the Majorana zero modes at the “kinks on boundaries”.

Symmetries of the Majorana zero modes

For a fixed λ , the C'_{ch} indices of the pair of states W_λ^\pm are opposite, while the M'_y eigenvalues are the same, which is the consequence of the symmetry operation $\bar{M}_z = GM_zT$, where M_z is the reflection operation defined as $M_z\psi^\dagger(y, z)M_z^{-1} = \psi^\dagger(y, -z)i\sigma_3\tau_3$. W_λ^a and W_λ^{-a} are related by \bar{M}_z with opposite C'_{ch} indices and same M'_y eigenvalues, since \bar{M}_z switches the upper and lower edges, and $[\bar{M}_z, M'_y] = 0$ and $\{\bar{M}_z, C'_{ch}\} = 0$. For a fixed a , both the C'_{ch} indices and the M'_y eigenvalues of the states W_\pm^a are opposite. This is due to the time reversal operation, which switches the $p + is$ and $p - is$ bulks and anti-commutes with both C'_{ch} and M'_y . The relations between the C'_{ch} indices and the M'_y eigenvalues of the four Majorana modes is schematically shown in Fig. 7 (a).

SURFACE MAGNETIZATION OF $p \pm is$ SUPERCONDUCTORS

Calculation of surface magnetization in $p \pm is$ superconductors

In this section, we compute the spontaneous magnetization on the boundary of the $p + is$ superconductor. The upper boundary is taken as an example for calculations.

The quasiparticle creation operator can be expressed as

$$\gamma_{a, \vec{k}_\parallel}^\dagger = \int dz \psi^\dagger(\vec{k}_\parallel, z) \Psi_a^+(\vec{k}_\parallel, z), \quad (18)$$

in which $a = \pm$. The second quantized form of the surface Hamiltonian is

$$H_{\text{surf}} = \frac{1}{2} \sum_{\vec{k}_\parallel} (\gamma_{+, \vec{k}_\parallel}^\dagger \quad \gamma_{-, \vec{k}_\parallel}^\dagger) H_{\text{surf}}(\vec{k}_\parallel) \begin{pmatrix} \gamma_{+, \vec{k}_\parallel} \\ \gamma_{-, \vec{k}_\parallel} \end{pmatrix}, \quad (19)$$

in which the matrix kernel $H_{\text{surf}}(\vec{k}_\parallel)$ is given by $H_{\text{surf}}(k_x, k_y) = -\vec{h}(\vec{k}_\parallel) \cdot \vec{\xi}$, where $\vec{h}(\vec{k}_\parallel) = (\frac{\Delta_p}{k_f} k_y, -\frac{\Delta_p}{k_f} k_x, \Delta_s)^T$, ξ_i 's are the Pauli matrices, and $\vec{\xi} = (\xi_1, \xi_2, \xi_3)^T$. Due to the relation

$$\gamma_{+, \vec{k}_\parallel}^\dagger = \gamma_{-, -\vec{k}_\parallel}, \quad (20)$$

the Hamiltonian in Eq. (19) can be written as

$$H_{\text{surf}} = \frac{1}{2} \sum_{\vec{k}_\parallel} (\gamma_{-, -\vec{k}_\parallel} \quad \gamma_{-, \vec{k}_\parallel}^\dagger) H_{\text{surf}}(\vec{k}_\parallel) \begin{pmatrix} \gamma_{-, -\vec{k}_\parallel}^\dagger \\ \gamma_{-, \vec{k}_\parallel} \end{pmatrix}. \quad (21)$$

In the following, we will drop the subscript “-” and simply write $\gamma_{-, \vec{k}_\parallel}$ as $\gamma_{\vec{k}_\parallel}$.

Define $a_{\vec{k}_\parallel}$ through the relation

$$\begin{pmatrix} \gamma_{-\vec{k}_\parallel}^\dagger \\ \gamma_{\vec{k}_\parallel} \end{pmatrix} = U(\hat{h}) \begin{pmatrix} a_{-\vec{k}_\parallel}^\dagger \\ a_{\vec{k}_\parallel} \end{pmatrix} \quad (22)$$

in which $U(\hat{h}) = e^{-i\frac{1}{2}\xi_z\phi_h}e^{-i\frac{1}{2}\xi_y\theta_h}$, where θ_h and ϕ_h are the polar and azimuthal angles of the vector $\vec{h}(\vec{k}_{\parallel})$. The surface Hamiltonian becomes diagonal in terms of $a_{\vec{k}_{\parallel}}$ as

$$H_{\text{surf}} = -\frac{1}{2}\sqrt{\Delta_s^2 + \frac{\Delta_p^2}{k_f^2}k_{\parallel}^2} \sum_{\vec{k}_{\parallel}} (a_{-\vec{k}_{\parallel}} \ a_{\vec{k}_{\parallel}}^{\dagger}) \xi_3 \begin{pmatrix} a_{-\vec{k}_{\parallel}}^{\dagger} \\ a_{\vec{k}_{\parallel}} \end{pmatrix}. \quad (23)$$

Projecting the spin operator in z -direction to the subspace of the surface states, one obtains

$$S^z = \frac{1}{4} \sum_{\vec{k}_{\parallel}} (\gamma_{-\vec{k}_{\parallel}} \ \gamma_{\vec{k}_{\parallel}}^{\dagger}) \xi_3 \begin{pmatrix} \gamma_{-\vec{k}_{\parallel}}^{\dagger} \\ \gamma_{\vec{k}_{\parallel}} \end{pmatrix}. \quad (24)$$

In terms of $a_{\vec{k}_{\parallel}}$, the S_z operator becomes

$$S^z = \frac{1}{4} \sum_{\vec{k}_{\parallel}} (a_{-\vec{k}_{\parallel}} \ a_{\vec{k}_{\parallel}}^{\dagger}) \Lambda(\vec{k}_{\parallel}) \cdot \vec{\xi} \begin{pmatrix} a_{-\vec{k}_{\parallel}}^{\dagger} \\ a_{\vec{k}_{\parallel}} \end{pmatrix}, \quad (25)$$

in which $\Lambda(\vec{k}_{\parallel}) = \frac{1}{\sqrt{\Delta_s^2 + \frac{\Delta_p^2}{k_f^2}k_{\parallel}^2}} (-\frac{\Delta_p}{k_f}k_{\parallel}, 0, \Delta_s)$.

The ground state $|G\rangle$ of the Hamiltonian Eq. (23) is annihilated by $a_{\vec{k}_{\parallel}}$. Hence

$$M_z = \frac{1}{A} \langle G | S^z | G \rangle = \frac{1}{4} \int^{k_f} \frac{d^2\vec{k}_{\parallel}}{(2\pi)^2} \frac{\Delta_s}{\sqrt{\Delta_s^2 + \frac{\Delta_p^2}{k_f^2}k_{\parallel}^2}}, \quad (26)$$

in which A is the area of the system. The integral is evaluated to be

$$M_z = \frac{k_f^2}{8\pi} \frac{\Delta_s}{\Delta_p} \left(\sqrt{1 + \left(\frac{\Delta_s}{\Delta_p}\right)^2} - \frac{\Delta_s}{\Delta_p} \right). \quad (27)$$

GINZBURG-LANDAU FREE ENERGY ANALYSIS OF THE MAGNETOELECTRIC EFFECT

Evaluation of $\Delta F^{(3)}$

There are two diagrams contributing to $\Delta F^{(3)}$. The one with the combination $\Delta_s \Delta_p^*$ is shown in Fig. 8. The other one with the combination $\Delta_s^* \Delta_p$ can be obtained by taking the complex conjugate. Denote \mathcal{C}_{μ} to be the value of the diagram in Fig. 8. In this section, we evaluate \mathcal{C} up to linear order of $\vec{q}_1, \vec{q}_2, \vec{q}_3$ in the static limit. We work in the imaginary time formalism, and \hbar is set to be 1. The Fermi energy and Fermi wave vector are denoted as ϵ_f and k_f .

The expression for \mathcal{C}_{μ} is

$$\begin{aligned} \mathcal{C}_{\mu} &= \int \frac{d^3\vec{k}}{(2\pi)^3} \frac{1}{\beta} \sum_{i\omega_n} \text{Tr} \left[\frac{1}{-i\omega_n - \xi_{\vec{k}}} i\sigma_2 \frac{1}{i\omega_n - \xi_{-\vec{k}-\vec{q}_2}} \frac{1}{2} \sigma_{\mu} \frac{1}{i\omega_n - \xi_{-\vec{k}+\vec{q}_1}} \frac{1}{k_f} \left(\vec{k} - \frac{\vec{q}_1}{2} \right) \cdot \vec{\sigma} i\sigma_2 \right] \\ &= \frac{1}{k_f} \int \frac{d^3\vec{k}}{(2\pi)^3} \frac{1}{\beta} \sum_{i\omega_n} \left(k_{\mu} - \frac{q_{1\mu}}{2} \right) \frac{(-i\omega_n + \xi_{\vec{k}})(i\omega_n + \xi_{\vec{k}+\vec{q}_2})(i\omega_n + \xi_{\vec{k}-\vec{q}_1})}{(\omega_n^2 + \xi_{\vec{k}}^2)(\omega_n^2 + \xi_{\vec{k}+\vec{q}_2}^2)(\omega_n^2 + \xi_{\vec{k}-\vec{q}_1}^2)}. \end{aligned} \quad (28)$$

Denote $\mathcal{C}_{\mu}^{(0)}$ as the $\vec{q}_1 = \vec{q}_2 = \vec{q}_3 = 0$ term, $\mathcal{C}_{\mu}^{(1)}$ as the linear in \vec{q}_1 term, and $\mathcal{C}_{\mu}^{(2)}$ as the linear in \vec{q}_2 term of Eq. (28). We obtain

$$\begin{aligned} \mathcal{C}_{\mu}^{(0)} &= \frac{1}{k_f} \int \frac{d^3\vec{k}}{(2\pi)^3} \frac{1}{\beta} \sum_{i\omega_n} k_{\mu} \frac{i\omega_n + \xi_{\vec{k}}}{(\omega_n^2 + \xi_{\vec{k}}^2)^2} \\ &= 0, \end{aligned} \quad (29)$$

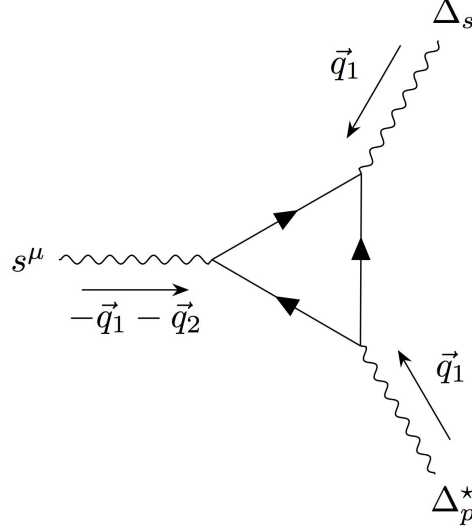


FIG. 8: The diagram contributing to $\Delta F^{(3)}$ with the combination $\Delta_s \Delta_p^*$.

$$\begin{aligned}
 \mathcal{C}_\mu^{(1)} &= \frac{1}{k_f} \int \frac{d^3 \vec{k}}{(2\pi)^3} \frac{1}{\beta} \sum_{i\omega_n} k_\mu v_{\vec{k}} \hat{k} \cdot \vec{q}_1 \frac{(i\omega_n + \xi_{\vec{k}})^2}{(\omega_n^2 + \xi_{\vec{k}}^2)^3} \\
 &= \frac{1}{3} v_f q_{1\mu} N_f \int d\epsilon \frac{1}{\beta} \sum_{i\omega_n} \frac{\epsilon^2 - \omega_n^2}{(\omega_n^2 + \epsilon^2)^3},
 \end{aligned} \tag{30}$$

$$\begin{aligned}
 \mathcal{C}_\mu^{(2)} &= -\frac{1}{k_f} \int \frac{d^3 \vec{k}}{(2\pi)^3} \frac{1}{\beta} \sum_{i\omega_n} k_\mu v_{\vec{k}} \hat{k} \cdot \vec{q}_2 \frac{(i\omega_n + \xi_{\vec{k}})^2}{(\omega_n^2 + \xi_{\vec{k}}^2)^3} \\
 &= -\frac{1}{3} v_f q_{2\mu} N_f \int d\epsilon \frac{1}{\beta} \sum_{i\omega_n} \frac{\epsilon^2 - \omega_n^2}{(\omega_n^2 + \epsilon^2)^3}.
 \end{aligned} \tag{31}$$

Denote $C^{(i)}$ ($i = 1, 2$) to be the coefficient of $q_{i\mu}$ in $\mathcal{C}_\mu^{(i)}$. Using

$$\int d\epsilon \frac{1}{\beta} \sum_{i\omega_n} \frac{\epsilon^2}{(\omega_n^2 + \epsilon^2)^3} = \frac{1}{3} \int d\epsilon \frac{1}{\beta} \sum_{i\omega_n} \frac{\omega_n^2}{(\omega_n^2 + \epsilon^2)^3} = \frac{1}{4} \frac{7\zeta(3)}{(8\pi)^2} \frac{1}{T^2}, \tag{32}$$

we obtain

$$-C^{(1)} = C^{(2)} = \frac{1}{6} N_f v_f \frac{7\zeta(3)}{(8\pi)^2} \frac{1}{T^2}. \tag{33}$$

When the system is close to the superconducting transition point, we can set $T = T_c$. The diagram in Fig. 8 represents six terms in the Trlog-expansion of the free energy. Since Fig. 8 is a third order term, there is an additional $\frac{1}{3}$ factor. Combing these together, we arrive at the expression of $\Delta F^{(3)}$.

Evaluation of $\Delta F^{(4)}$

There are six diagrams contributing to $\Delta F^{(4)}$. Three of them with the combination $\Delta_s \Delta_p^*$ are shown in Fig. 9. The other three with the combination $\Delta_s^* \Delta_p$ can be obtained by taking the complex conjugate. Let $\mathcal{D}_\mu^{a,b,c}$ be the values of the diagrams (a, b, c) in Fig. 9, respectively. In this section, we evaluate $\mathcal{D}_\mu^{a,b,c}$ up to linear order of $\vec{q}_1, \vec{q}_2, \vec{q}_3$ in the static limit.

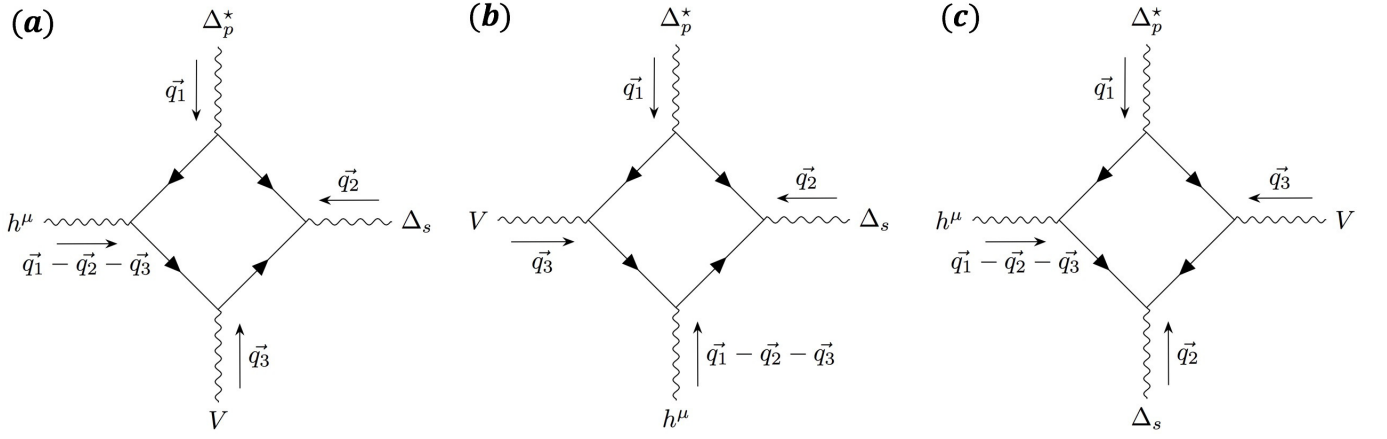


FIG. 9: The three diagrams contributing to $\Delta F^{(4)}$ with the combination $\Delta_s \Delta_p^*$.

First consider the diagram Fig. 9 (a). The expression for \mathcal{D}_μ^a is

$$\begin{aligned} \mathcal{D}_\mu^a &= \int \frac{d^3 \vec{k}}{(2\pi)^3} \frac{1}{\beta} \sum_{i\omega_n} \text{Tr} \left[\frac{1}{-i\omega_n - \xi_{\vec{k}}} i\sigma_2 \frac{1}{i\omega_n - \xi_{-\vec{k}-\vec{q}_2}} \frac{1}{i\omega_n - \xi_{-\vec{k}-\vec{q}_2-\vec{q}_3}} \frac{1}{2} \sigma_\mu \frac{1}{i\omega_n - \xi_{-\vec{k}+\vec{q}_1}} \frac{1}{k_f} \left(\vec{k} - \frac{\vec{q}_1}{2} \right) \cdot \vec{\sigma} i\sigma_2 \right] \\ &= - \int \frac{d^3 \vec{k}}{(2\pi)^3} \frac{1}{\beta} \sum_{i\omega_n} \frac{1}{k_f} \left(k_\mu - \frac{q_{1\mu}}{2} \right) \frac{(-i\omega_n + \xi_{\vec{k}})(i\omega_n + \xi_{\vec{k}+\vec{q}_2})(i\omega_n + \xi_{\vec{k}+\vec{q}_2+\vec{q}_3})(i\omega_n + \xi_{\vec{k}-\vec{q}_1})}{(\omega_n^2 + \xi_{\vec{k}}^2)(\omega_n^2 + \xi_{\vec{k}+\vec{q}_2}^2)(\omega_n^2 + \xi_{\vec{k}+\vec{q}_2+\vec{q}_3}^2)(\omega_n^2 + \xi_{\vec{k}-\vec{q}_1}^2)}, \end{aligned} \quad (34)$$

in which $\xi_{\vec{k}} = \frac{k^2}{2m} - \epsilon_f$, $\frac{1}{2}\sigma_\mu$ is the vertex for the spin operator, $i\sigma_2$ is the vertex for the singlet pairing, and $\frac{1}{k_f}(\vec{k} - \frac{\vec{q}_1}{2}) \cdot \vec{\sigma} i\sigma_2$ is the vertex for the triplet pairing. Denote $\mathcal{D}_\mu^{a(0,1,2,3)}$ to be the $\vec{q}_1 = \vec{q}_2 = \vec{q}_3 = 0$ term, the linear in \vec{q}_1 term, the linear in \vec{q}_2 term, and the linear in \vec{q}_3 term of Eq. (34), respectively.

For $\mathcal{D}_\mu^{a(0)}$, we obtain

$$\mathcal{D}_\mu^{a(0)} = -\frac{1}{k_f} \int \frac{d^3 \vec{k}}{(2\pi)^3} \frac{1}{\beta} \sum_{i\omega_n} k_\mu \frac{(i\omega_n + \xi_{\vec{k}})^2}{(\omega_n^2 + \xi_{\vec{k}}^2)^3} = 0, \quad (35)$$

due to the rotational invariance of the dispersion $\xi_{\vec{k}}$.

For $\mathcal{D}_\mu^{a(1)}$, up to linear order in \vec{q}_1 , we obtain

$$\mathcal{D}_\mu^{a(1)} = \mathcal{D}_\mu^{a(1),1} + \mathcal{D}_\mu^{a(1),2}, \quad (36)$$

in which

$$\begin{aligned} \mathcal{D}_\mu^{a(1),1} &= -\frac{1}{k_f} \int \frac{d^3 \vec{k}}{(2\pi)^3} \frac{1}{\beta} \sum_{i\omega_n} k_\mu v_k \hat{k} \cdot \vec{q}_1 \frac{(i\omega_n + \xi_{\vec{k}})^3}{(\omega_n^2 + \xi_{\vec{k}}^2)^4} \\ &= -\frac{1}{3} \frac{q_{1\mu}}{mk_f} \int \frac{d^3 \vec{k}}{(2\pi)^3} \frac{1}{\beta} \sum_{i\omega_n} k^2 \frac{(i\omega_n + \xi_{\vec{k}})^3}{(\omega_n^2 + \xi_{\vec{k}}^2)^4}, \end{aligned} \quad (37)$$

$$\mathcal{D}_\mu^{a(1),2} = \frac{q_{1\mu}}{k_f} \int \frac{d^3 \vec{k}}{(2\pi)^3} \frac{1}{\beta} \sum_{i\omega_n} \frac{(i\omega_n + \xi_{\vec{k}})^2}{(\omega_n^2 + \xi_{\vec{k}}^2)^3}. \quad (38)$$

To the lowest order in the expansion of $\frac{1}{\beta\epsilon_f}$, we can use the approximations $\int \frac{d^3 \vec{k}}{(2\pi)^3} = N_f \int d\epsilon (1 + \frac{\epsilon}{2\epsilon_f})$ and $k = k_f + \frac{\xi_{\vec{k}}}{v_f}$, where N_f is the density of states at Fermi energy. Then one obtains

$$\mathcal{D}_\mu^{a(1),1} = -N_f \frac{q_{1,\mu}}{k_f} \int d\epsilon \frac{1}{\beta} \sum_{i\omega_n} \frac{\epsilon^2(\epsilon^2 - 3\omega_n^2)}{(\omega_n^2 + \epsilon^2)^4}, \quad (39)$$

$$\mathcal{D}_\mu^{a(1),2} = \frac{1}{2} N_f \frac{q_{1\mu}}{k_f} \int d\epsilon \frac{1}{\beta} \sum_{i\omega_n} \frac{\epsilon^2 - \omega_n^2}{(\omega_n^2 + \epsilon^2)^2}. \quad (40)$$

For $\mathcal{D}_\mu^{a(2)}$ and $\mathcal{D}_\mu^{a(3)}$, the procedure of the evaluation is similar. Up to linear order in \vec{q}_2 and \vec{q}_3 , we obtain,

$$\mathcal{D}_\mu^{a(2)} = 2N_f \frac{q_{2\mu}}{k_f} \int d\epsilon \frac{1}{\beta} \sum_{i\omega_n} \frac{\epsilon^2(\epsilon^2 - 3\omega_n^2)}{(\omega_n^2 + \epsilon^2)^4}, \quad (41)$$

$$\mathcal{D}_\mu^{a(3)} = N_f \frac{q_{3\mu}}{k_f} \int d\epsilon \frac{1}{\beta} \sum_{i\omega_n} \frac{\epsilon^2(\epsilon^2 - 3\omega_n^2)}{(\omega_n^2 + \epsilon^2)^4}. \quad (42)$$

Next consider the diagram Fig. 9 (b). The expression for \mathcal{D}_μ^b is

$$\begin{aligned} \mathcal{D}_\mu^b &= \int \frac{d^3\vec{k}}{(2\pi)^3} \frac{1}{\beta} \sum_{i\omega_n} \text{Tr} \left[\frac{1}{-i\omega_n - \xi_{\vec{k}}} i\sigma_2 \frac{1}{i\omega_n - \xi_{-\vec{k}-\vec{q}_2}} \frac{1}{2} \sigma_\mu \frac{1}{i\omega_n - \xi_{-\vec{k}+\vec{q}_1+\vec{q}_3}} \frac{1}{i\omega_n - \xi_{-\vec{k}+\vec{q}_1}} \frac{1}{k_f} \left(\vec{k} - \frac{\vec{q}_1}{2} \right) \cdot \vec{\sigma} i\sigma_2 \right] \\ &= - \int \frac{d^3\vec{k}}{(2\pi)^3} \frac{1}{\beta} \sum_{i\omega_n} \frac{1}{k_f} \left(k_\mu - \frac{q_{1\mu}}{2} \right) \frac{(-i\omega_n + \xi_{\vec{k}})(i\omega_n + \xi_{\vec{k}+\vec{q}_2})(i\omega_n + \xi_{\vec{k}-\vec{q}_1-\vec{q}_3})(i\omega_n + \xi_{\vec{k}-\vec{q}_1})}{(\omega_n^2 + \xi_{\vec{k}}^2)(\omega_n^2 + \xi_{\vec{k}+\vec{q}_2}^2)(\omega_n^2 + \xi_{\vec{k}-\vec{q}_1-\vec{q}_3}^2)(\omega_n^2 + \xi_{\vec{k}-\vec{q}_1}^2)}. \end{aligned} \quad (43)$$

Denote $\mathcal{D}_\mu^{b(0,1,2,3)}$ to be the $\vec{q}_1 = \vec{q}_2 = \vec{q}_3 = 0$ term, the linear in \vec{q}_1 term, the linear in \vec{q}_2 term, and the linear in \vec{q}_3 term of Eq. (43), respectively. The evaluations are similar to \mathcal{D}_μ^a . The results are

$$\mathcal{D}_\mu^{b(0)} = 0, \quad (44)$$

$$\mathcal{D}_\mu^{b(1)} = -2N_f \frac{q_{1\mu}}{k_f} \int d\epsilon \frac{1}{\beta} \sum_{i\omega_n} \frac{\epsilon^2(\epsilon^2 - 3\omega_n^2)}{(\omega_n^2 + \epsilon^2)^4} + \frac{1}{2} N_f \frac{q_{1\mu}}{k_f} \int d\epsilon \frac{1}{\beta} \sum_{i\omega_n} \frac{\epsilon^2 - \omega_n^2}{(\omega_n^2 + \epsilon^2)^3}, \quad (45)$$

$$\mathcal{D}_\mu^{b(2)} = N_f \frac{q_{2\mu}}{k_f} \int d\epsilon \frac{1}{\beta} \sum_{i\omega_n} \frac{\epsilon^2(\epsilon^2 - 3\omega_n^2)}{(\omega_n^2 + \epsilon^2)^4}, \quad (46)$$

$$\mathcal{D}_\mu^{b(3)} = -N_f \frac{q_{3\mu}}{k_f} \int d\epsilon \frac{1}{\beta} \sum_{i\omega_n} \frac{\epsilon^2(\epsilon^2 - 3\omega_n^2)}{(\omega_n^2 + \epsilon^2)^4}. \quad (47)$$

Finally we consider the diagram Fig. 9 (c). The expression for \mathcal{D}_μ^c is

$$\begin{aligned} \mathcal{D}_\mu^c &= \int \frac{d^3\vec{k}}{(2\pi)^3} \frac{1}{\beta} \sum_{i\omega_n} \text{Tr} \left[\frac{1}{-i\omega_n - \xi_{\vec{k}}} \frac{1}{-i\omega_n - \xi_{\vec{k}+\vec{q}_3}} i\sigma_2 \frac{1}{i\omega_n - \xi_{-\vec{k}-\vec{q}_2-\vec{q}_3}} \frac{1}{2} \sigma_\mu \frac{1}{i\omega_n - \xi_{-\vec{k}+\vec{q}_1}} \frac{1}{k_f} \left(\vec{k} - \frac{\vec{q}_1}{2} \right) \cdot \vec{\sigma} i\sigma_2 \right] \\ &= - \frac{1}{k_f} \int \frac{d^3\vec{k}}{(2\pi)^3} \frac{1}{\beta} \sum_{i\omega_n} \frac{1}{k_f} \left(k_\mu - \frac{q_{1\mu}}{2} \right) \frac{(-i\omega_n + \xi_{\vec{k}})(-i\omega_n + \xi_{\vec{k}+\vec{q}_3})(i\omega_n + \xi_{\vec{k}+\vec{q}_2+\vec{q}_3})(i\omega_n + \xi_{\vec{k}-\vec{q}_1})}{(\omega_n^2 + \xi_{\vec{k}}^2)(\omega_n^2 + \xi_{\vec{k}+\vec{q}_3}^2)(\omega_n^2 + \xi_{\vec{k}+\vec{q}_2+\vec{q}_3}^2)(\omega_n^2 + \xi_{\vec{k}-\vec{q}_1}^2)}. \end{aligned} \quad (48)$$

Denote $\mathcal{D}_\mu^{c(0,1,2,3)}$ to be the $\vec{q}_1 = \vec{q}_2 = \vec{q}_3 = 0$ term, the linear in \vec{q}_1 term, the linear in \vec{q}_2 term, and the linear in \vec{q}_3 term of Eq. (48), respectively. The results are

$$\mathcal{D}_\mu^{c(0)} = 0, \quad (49)$$

$$\mathcal{D}_\mu^{c(1)} = -N_f \frac{q_{1\mu}}{k_f} \int d\epsilon \frac{1}{\beta} \sum_{i\omega_n} \frac{\epsilon^2}{(\omega_n^2 + \epsilon^2)^3} + \frac{1}{2} N_f \frac{q_{1\mu}}{k_f} \int d\epsilon \frac{1}{\beta} \sum_{i\omega_n} \frac{1}{(\omega_n^2 + \epsilon^2)^2}, \quad (50)$$

$$\mathcal{D}_\mu^{c(2)} = N_f \frac{q_{2\mu}}{k_f} \int d\epsilon \frac{1}{\beta} \sum_{i\omega_n} \frac{\epsilon^2}{(\omega_n^2 + \epsilon^2)^3}, \quad (51)$$

$$\mathcal{D}_\mu^{c(3)} = 2N_f \frac{q_{3\mu}}{k_f} \int d\epsilon \frac{1}{\beta} \sum_{i\omega_n} \frac{\epsilon^2}{(\omega_n^2 + \epsilon^2)^3}. \quad (52)$$

Define $D^{(i)}$ ($i = 1, 2, 3$) as the coefficient of $q_{i\mu}$ in $\mathcal{D}_\mu^{a(i)} + \mathcal{D}_\mu^{b(i)} + \mathcal{D}_\mu^{c(i)}$. We obtain

$$D^{(1)} = N_f \frac{1}{k_f} \int d\epsilon \frac{1}{\beta} \sum_{i\omega_n} \frac{-\omega_n^4 - 5\epsilon^4 + 18\omega_n^2\epsilon^2}{2(\omega_n^2 + \epsilon^2)^4}, \quad (53)$$

$$D^{(2)} = N_f \frac{1}{k_f} \int d\epsilon \frac{1}{\beta} \sum_{i\omega_n} \frac{-4\omega_n^2\epsilon^2}{(\omega_n^2 + \epsilon^2)^4}, \quad (54)$$

$$D^{(3)} = 2N_f \frac{1}{k_f} \int d\epsilon \frac{1}{\beta} \sum_{i\omega_n} \frac{\epsilon^2}{(\omega_n^2 + \epsilon^2)^3}. \quad (55)$$

Using

$$\int d\epsilon \frac{1}{\beta} \sum_{i\omega_n} \frac{\epsilon^4}{(\omega_n^2 + \epsilon^2)^4} = \int d\epsilon \frac{1}{\beta} \sum_{i\omega_n} \frac{\epsilon^2\omega_n^2}{(\omega_n^2 + \epsilon^2)^4} = \frac{1}{5} \int d\epsilon \frac{1}{\beta} \sum_{i\omega_n} \frac{\omega_n^4}{(\omega_n^2 + \epsilon^2)^4} = \frac{7\zeta(3)}{8^3\pi^2} \frac{1}{T^2}, \quad (56)$$

one arrives at

$$D^{(1)} = -D^{(2)} = D^{(3)} = \frac{1}{2} N_f \frac{1}{k_f} \frac{7\zeta(3)}{8^2\pi^2} \frac{1}{T^2}. \quad (57)$$

When the system is close to the superconducting transition point, we can set $T = T_c$. Each diagram in Fig. 9 represents eight terms in the Trlog-expansion of the free energy. Since Fig. 9 is a fourth order term, there is an additional $\frac{1}{4}$ factor. Combining these together, we arrive at the expression of $\Delta F^{(4)}$.

GAPPED SURFACE STATES AT INTERFACES

Gapped surface states at the interface of superconducting $p + is$ and $p - is$ bulks

In this section, we solve for the surface states at the interface of superconducting $p + is$ and $p - is$ bulks. We consider the surface Γ -point, i.e. $k_x = k_y = 0$. The surface spectrum has a gap equal to Δ_p .

For convenience, in this section, we use a coordinate system, such that the interface lies in the xy plane, which is different from what is chosen in Fig. 2 of the main text. The spatial distribution of the singlet pairing component is taken as $\Delta_s(z) = \Delta_s$ at $z < 0$ and $\Delta_s(z) = -\Delta_s$ at $z > 0$, where Δ_s is assumed to be positive. At the surface Γ -point, the eigen-equation is

$$\left(\frac{\hbar^2}{2m} (-\partial_z^2 - k_f^2) \tau_3 + \frac{\Delta_p}{k_f} (-i\partial_z) \sigma_1 \tau_1 - \Delta_s(z) \sigma_2 \tau_1 \right) \Psi(z) = \epsilon \Psi(z), \quad (58)$$

in which ϵ is the energy of the surface state. The boundary conditions are $\Psi(z \rightarrow \pm\infty) \rightarrow 0$, $\Psi(z \rightarrow 0+) = \Psi(z \rightarrow 0-)$, and $\partial_z \Psi(z \rightarrow 0+) = \partial_z \Psi(z \rightarrow 0-)$. Plugging the trial wavefunction $\Psi(z) = \Phi e^{ik_z z}$ into Eq. (58), we obtain

$$\left(\frac{\hbar^2}{2m} (k_z^2 - k_f^2) \tau_3 + \frac{\Delta_p}{k_f} k_z \sigma_1 \tau_1 - \Delta_s(z) \sigma_2 \tau_1 - \epsilon \right) \Phi = 0, \quad (59)$$

in which $+$ ($-$) is for $z < 0$ ($z > 0$).

Eq. (59) can be factorized into two independent equations in the $S_z = \pm \frac{1}{2}$ sectors. In the following, we consider the $S_z = \frac{1}{2}$ sector. The $S_z = -\frac{1}{2}$ sector can be solved similarly. In the weak pairing limit, i.e., $\Delta_s, \Delta_p \ll \frac{\hbar^2 k_f^2}{2m}$, the momentum k_z can be approximated as $k_z = k_f(\eta - i\nu\xi)$, in which $\nu = 1$ when $z < 0$ and $\nu = -1$ when $z > 0$, and $\eta = \pm 1$. ξ is positive due to the boundary condition $\Psi(z \rightarrow \pm\infty) \rightarrow 0$. For each (ν, η) , there is a solution $\Phi_{\nu\eta}$, as

$$\Phi_{\nu,\eta} = \left(\frac{\eta\Delta_p + i\nu\Delta_s}{i\nu\eta\sqrt{\Delta_p^2 + \Delta_s^2 - \epsilon^2 + \epsilon}} \right), \quad (60)$$

with the corresponding $\xi_{\nu\eta}$ given by $\xi_{\nu\eta} = \frac{\sqrt{\Delta_p^2 + \Delta_s^2 - \epsilon^2}}{2}$. Then the wavefunction $\Psi(z)$ is given by

$$\Psi(z) = \sum_{\nu=\pm 1, \eta=\pm 1} C_{\nu,\eta} \Phi_{\nu,\eta}^\dagger e^{i\eta k_f z} e^{\nu \frac{\sqrt{\Delta_p^2 + \Delta_s^2 - \epsilon^2}}{2} z} \Theta(-\nu z), \quad (61)$$

in which Θ is the step function defined by $\Theta(x) = 1$ when $x > 0$ and $\Theta(x) = 0$ when $x < 0$.

Plugging Eq. (61) into the boundary conditions at $z = 0$, i.e., $\Psi(z \rightarrow 0+) = \Psi(z \rightarrow 0-)$ and $\partial_z \Psi(z \rightarrow 0+) = \partial_z \Psi(z \rightarrow 0-)$, we obtain

$$\det \begin{pmatrix} \{\Phi_{\nu,\eta}\} \\ \{\eta \Phi_{\nu,\eta}\} \end{pmatrix} = 0, \quad (62)$$

in which $\{\Phi_{\nu,\eta}\}$ is the abbreviation of the 2×4 matrix $\{\Phi_{+,+}^\dagger, \Phi_{+,-}^\dagger, \Phi_{-,+}^\dagger, \Phi_{-,-}^\dagger\}$, and similar for $\{\eta \Phi_{\nu,\eta}\}$. The solution of Eq. (62) is

$$\epsilon = \Delta_p, \quad (63)$$

with a two-fold degeneracy. The wavefunctions are given by

$$\Psi_\pm^\uparrow(z) = \frac{1}{\sqrt{\mathcal{N}}} \begin{pmatrix} 1 \\ 0 \\ 0 \\ \pm 1 \end{pmatrix} e^{\pm i k_f z} e^{-\frac{\Delta_s}{2k_f} |z|}. \quad (64)$$

For the $S_z = -\frac{1}{2}$ sector, there are two solutions with $\epsilon = -\Delta_p$, which are given by

$$\Psi_\mp^\downarrow(z) = \frac{1}{\sqrt{\mathcal{N}}} \begin{pmatrix} 0 \\ \pm 1 \\ 1 \\ 0 \end{pmatrix} e^{\mp i k_f z} e^{-\frac{\Delta_s}{2k_f} |z|}. \quad (65)$$

Gapped surface states at the interface of the superconducting $p + is$ and $-p + is$ bulks

In this section, we consider the surface states at the interface of superconducting $p + is$ and $-p + is$ bulks. We show that the surface spectrum has a gap which is equal to Δ_s .

The coordinate system is chosen such that the interface is within the xy -plane. The singlet component is spatially uniform, and the triplet component is taken as $\Delta_p(z) = \Delta_p$ when $z < 0$ and $\Delta_p(z) = -\Delta_p$ when $z > 0$, where Δ_p is assumed to be positive. For simplicity, we consider the surface Γ -point. The eigen-equation is

$$\left(\frac{\hbar^2}{2m} (-\partial_z^2 - k_f^2) \tau_3 + \frac{\Delta_p(z)}{k_f} (-i\partial_z) \sigma_1 \tau_1 - \Delta_s \sigma_2 \tau_1 \right) \Psi(z) = \epsilon \Psi(z), \quad (66)$$

with the boundary conditions $\Psi(z \rightarrow \pm\infty) \rightarrow 0$, $\Psi(z \rightarrow 0+) = \Psi(z \rightarrow 0-)$, and $\partial_z \Psi(z \rightarrow 0+) = \partial_z \Psi(z \rightarrow 0-)$.

Again Eq. (66) can be factorized into the $S_z = \pm\frac{1}{2}$ factors. The procedure for obtaining the surface states is exactly similar as in the former section. Here we summarize the results. The two wavefunctions with $\epsilon = -\Delta_s$ are

$$\Psi_\pm^\uparrow(z) = \frac{1}{\sqrt{\mathcal{N}}} \begin{pmatrix} 1 \\ 0 \\ 0 \\ i \end{pmatrix} e^{\pm i k_f z} e^{-\frac{\Delta_p}{2k_f} |z|}, \quad (67)$$

and the two wavefunctions with $\epsilon = \Delta_s$ are

$$\Psi_\mp^\downarrow(z) = \frac{1}{\sqrt{\mathcal{N}}} \begin{pmatrix} 0 \\ -i \\ 1 \\ 0 \end{pmatrix} e^{\mp i k_f z} e^{-\frac{\Delta_p}{2k_f} |z|}. \quad (68)$$

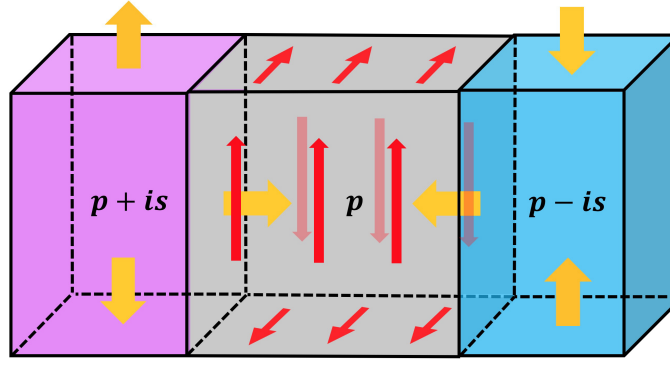


FIG. 10: A p -wave bulk sandwiched between the $p \pm is$ films. The yellow arrows represent the directions of magnetizations on the surfaces or interfaces. The red arrows show the propagation directions of the “chiral sheet” mode on the upper and lower side-surfaces of the p -wave bulk.

The chiral “sheet” mode

The chiral Majorana mode can also be viewed as propagating along the edge of the interface between the $p + is$ and the $p - is$ bulks. To understand this, the domain interface where Δ_s changes sign is softened to a p -wave bulk sandwiched between the $p \pm is$ films as shown in Fig. 10. The gapless Majorana-Dirac fermions on the left and right side-surfaces of the p -wave bulk acquire masses with opposite signs due to their proximity with the superconducting films of opposite time reversal symmetry breaking patterns. The Majorana-Dirac fermion remains gapless on the other four side-surfaces of the p -wave bulk. There exists circulating “chiral sheet” mode [1] on these four side-surfaces since they form a fattened domain wall where the mass changes sign.

[1] D. H. Lee, Phys. Rev. Lett. **103**, 196804 (2009).