

Conditional Autoencoders with Adversarial Information Factorization

Antonia Creswell
Imperial College London
ac2211@ic.ac.uk

Anil A Bharath
Imperial College London
a.bharath@ic.ac.uk

Biswa Sengupta
Noah's Ark Lab, Huawei
London
biswa.sengupta@huawei.com

Abstract

Generative models, such as variational auto-encoders (VAE) and generative adversarial networks (GAN), have been immensely successful in approximating image statistics in computer vision. VAEs are useful for unsupervised feature learning, while GANs alleviate supervision by penalizing inaccurate samples using an adversarial game. In order to utilize benefits of these two approaches, we combine the VAE under an adversarial setup with auxiliary label information. We show that factorizing the latent space to separate the information needed for reconstruction (a continuous space) from the information needed for image attribute classification (a discrete space), enables the capability to edit specific attributes of an image.

1. Introduction

Latent space generative models, for example, generative adversarial networks (GANs) [11, 19] and variational autoencoders (VAEs) [12] learn a mapping from a latent encoding space to a data space, for example, the space of natural images. It has been shown that the latent space learned by these models is often organised in a near-linear fashion [19, 12], where by neighbouring points in latent space map to similar images in data space. Further, certain “directions” in latent space correspond to changes in the intensity of certain attributes, for example, for faces, the extent to which some one is smiling. This may be useful for image synthesis where one can use the latent space to develop new design concepts [9, 24], edit an image [24] or synthesize avatars [23, 22]. This is because semantically meaningful changes may be made to images by manipulating the latent space [19, 24].

One direction for latent space generative models has been class conditional image synthesis [5, 18, 17], where an image of a particular object category is synthesized. Often, object categories may be sub-divided into finer grain sub-categories. For example, the category “face” may be split into further sub-categories depending, for example, on the

shape of their face. Work by Bao et al. [4] propose latent space generative models for synthesizing images from fine-grained categories, synthesizing different celebrities’ faces conditional on the identity of the celebrity.

Rather than considering fine-grain categories, we propose to take steps towards solving the different, but related problem of image attribute manipulation. To solve this problem we want to be able to synthesize images and change one element or attribute of its content. For example, if we are synthesizing faces we would like to edit whether the person is smiling or not. This problem is different to the fine grain synthesis problem because we should be able to synthesize two images that are similar, with only a single (chosen) attribute changed, rather than synthesizing two different faces. This problem is also more difficult than the fine-grain image synthesis problem because we need to learn a latent space representation that separates an object category from its attributes.

Addressing this problem is interesting because it may enable us to use latent space generative models for image editing. Currently, there are several limitations to using latent space generative models that need to be addressed before they may be used for image editing:

1. *Fidelity and quality of reconstructions.* To edit an image, we first need to be able to accurately reconstruct the image. VAEs [12] are typically good at reconstructing inputs, however, outputs are often blurry. While GANs achieve a superior quality of samples they lack inverse models to map from data space, back to image space. Various extensions of GANs [7, 10] do have an inverse model, however, reconstructions are poor. More recently, reconstruction has been addressed by Li et al. [14] – making vast improvements on both quality as well as the fidelity of reconstructions.
2. *Control over independent attributes.* In image editing, one requires the ability to target and change single attributes of an image, independently. However, typically when using latent space generative models to

change one target attribute, other attributes change too [13], or – in some cases – the image may not change at all.

Further, to these limitations, overcoming one does not automatically avoid the other, and often the two goals can conflict. For example, consider the case where a generative model has a latent space with the same dimensionality as an image, it is possible to ‘copy’ the image to the latent space and back obtaining perfect reconstruction. However, the latent space of this generative model is (probably) not useful for image editing.

In this paper, we propose a method to address the second issue and demonstrate our results using a model that combines the reconstruction properties of a VAE and the image quality of a GAN. We apply our method to the CelebA dataset of (un-cropped) faces and control the “smile” attribute. Our model consists of several components, we evaluate the contribution of each component to the model and demonstrate that our model may be used to successfully edit the ‘smile’ attribute in more than 90% of the test cases.

Our contributions are as follows:

- A novel architecture for combining VAE and the GAN architecture, with an ability to edit singular attributes of an image.
- A cost function for training the encoder such that the latent representation factorizes information about attributes such as reconstruction fidelity (continuous attribute) and label information (discrete attribute).
- Targeted attribute editing in images, using a latent variable generative model.

Code for training and evaluation is available here: <https://github.com/ToniCreswell/attribute-cVAEGAN.git>.

2. Latent space generative models

Latent space generative models come in various forms. Two state-of-art generative models include Variational Autoencoders (VAE) [12] and Generative Adversarial Autoencoders (GAN). Both models allow synthesis of novel data samples from latent encodings. Here we explain each model in more detail.

2.1. Variational Autoencoder (VAE)

Variational autoencoders [12] consist of an encoder $q_\phi(z|x)$ and decoder $p_\theta(x|z)$; often times these can be instantiated as neural networks, $E_\phi(\cdot)$ and $D_\theta(\cdot)$ respectively, with learnable parameters, ϕ and θ . A VAE is trained to minimize the evidence lower bound (ELBO) on $\log p(x)$, where $p(x)$ is the data generating distribution. The ELBO is given by:

$$\log p(x) \geq E_{q_\phi(z|x)} \log p_\theta(x|z) + KL[q_\phi(z|x)||p(z)] \quad (1)$$

where, $p(z)$ is a chosen prior distribution, for example $p(z) = \mathcal{N}(\mathbf{0}, I)$. The encoder predicts, $\mu_\phi(x)$ and $\sigma_\phi(x)$ for a given input x , and a latent sample \hat{z} is drawn from $q_\phi(z|x)$ as follows: $\epsilon \sim \mathcal{N}(\mathbf{0}, I)$ then $z = \mu_\phi(x) + \sigma_\phi(x) * \epsilon$. By choosing a multivariate Gaussian prior, the KL -divergence may be calculated analytically [12]. The first term in the loss function is typically approximated by calculating the reconstruction error between many samples of x and $\hat{x} = D_\theta(E_\phi(x))$.

New data samples, not present in the training data, are synthesized by first drawing latent samples from the prior, $z \sim p(z)$ and then drawing data samples from $p_\theta(x|z)$; equivalent to passing the z samples through the decoder, $D_\theta(z)$.

VAEs offer both a generative model, $p_\theta(x|z)$, and an encoding model, $q_\phi(z|x)$, which are useful as starting points for image editing in the latent space. However, samples drawn from a VAE are often blurred [19].

2.2. Conditional VAEs

Autoencoders may be augmented in many different ways to achieve category-conditional image synthesis [13, 4, 15]. It is common to append a one-hot label vector, y , to inputs of the encoder and decoder [13]. However, for small label vectors (relative to the size of the inputs to the encoder and the decoder model), it is possible for the label information, y to be ignored. A more interesting approach, for conditional (non-variational, semi-supervised) autoencoders is presented by Makhzani et al. [15]. This an encoder that gives both a latent vector \hat{z} and an attribute vector \hat{y} . The encoder is updated to minimize a classification loss between the true label y and \hat{y} . We incorporate a similar architecture into our model, but we make additional modifications to the training of the encoder for the reasons explained below.

There is a drawback to incorporating attribute information in this [15] way when the purpose of the model is to edit specific attributes, rather than to synthesize samples from a particular category. We observe that in this *naive* implementation of conditional VAEs, varying attribute (or label) \hat{y} for a fixed \hat{z} can result in unpredictable changes in synthesized data samples, \hat{x} . For example, if for a fixed \hat{z} , changing \hat{y} does not result in the (intended) attribute corresponding to \hat{y} to change. This suggests that information about the attribute one wishes to edit, y , is partially contained in \hat{z} rather than \hat{y} . Similar problems have been discussed and addressed to some extent in the GAN literature [5, 17, 18], where it has been observed that label information in \hat{y} is often ignored during sample synthesis.

In general, one may think that \hat{z} and \hat{y} are independent. However, if attributes, y , that should be described

by \hat{y} remain unchanged for a reconstruction where only \hat{y} is changed, this suggests that \hat{z} contains most of the information that should be contained in \hat{y} . We propose to separate the information about y from \hat{z} using a mini-max optimization involving y , \hat{z} , the encoder, E_ϕ and an auxiliary network, A_ψ .

2.3. Generative Adversarial Networks (GAN)

An alternative generative model, which may be used to synthesize much sharper images is the Generative Adversarial Network (GAN) [11, 19]. GANs involve two models, a generator, $G_\theta(\cdot)$ and a discriminator $C_\chi(\cdot)$, which may be implemented using convolutional neural networks [19, 6]. GAN training involves these two networks engaging in a min-max game. The discriminator, C_χ , is trained to classify samples from G_θ as being ‘fake’ and samples from the data generating distribution, $p(x)$, as being ‘real’. The generator is trained to synthesize samples that confuse the discriminator; that is, to synthesize samples that the discriminator cannot distinguish from the ‘real’ samples. The objective function is given by:

$$\min_{\chi} \max_{\theta} E_{p(x)}[\log(C_\chi(x))] + E_{p_g(x)}[\log(1 - C_\chi(x))] \quad (2)$$

where $p_g(x)$ is the distribution of synthesized samples, sampled by: $z \sim p(z)$, then $x = G_\theta(z)$, where $p(z)$ is a chosen prior distribution, for example a multivariate Gaussian.

2.4. Best of both GAN and VAE

The vanilla GAN model does not provide an easy method to map data samples to latent space. Although, there are several variants on the GAN that do involve learning an encoder type model [10, 8, 14], only the approach presented by Li et al. [14] allows data samples to be faithfully reconstructed. The approach presented by Li et al. requires adversarial training to be applied to several high dimensional distributions. Training adversarial networks on high dimensional data samples is challenging [2] despite several proposed improvements [20, 3]. For this reason, rather than adding a decoder to a GAN, we consider an alternative latent generative model that combines a VAE with a GAN. In this arrangement, the VAE may be used to learn an encoding and decoding process, and a discriminator may be placed at the end of the decoder to ensure the quality of data samples at the output of the decoder. Indeed, there have been several suggestions on how to combine VAEs and GANs [4, 13, 16] each has a different structure and a set of loss functions, none are designed specifically for attribute editing.

The content of (image) samples synthesized from a vanilla VAE (or GAN) depends on the latent variable z , which is drawn from a (chosen) random distribution, $p(z)$. For a well-trained model, synthesized samples will resem-

ble samples in the training data. If the training data consists of images from multiple categories, synthesized samples may come from anyone (or possibly a combination) of those categories. For a vanilla VAE, one cannot choose to synthesize samples from a particular category. Conditional VAEs (and GANs) [5, 18, 17] provide an approach to synthesize class-specific data samples.

2.5. Our proposed solution

If a latent encoding, \hat{z} contains desired attribute information, y , that should instead be in the attribute vector, \hat{y} , then a classifier should be able to accurately predict y from \hat{z} . Ideally, \hat{z} contains no information about y and so a classifier should not be able to predict y from \hat{z} . We propose to train an auxiliary network to predict y from \hat{z} accurately while updating the encoder of the VAE to output \hat{z} values that cause the auxiliary network to fail. If \hat{z} contains no information about the desired attribute, y that we wish to edit, then the information can be conveyed in \hat{y} instead, and \hat{x} must contain that information in order to (still) minimize reconstruction loss. We now formalize these ideas.

3. Methods

In what follows, we will introduce our novel VAE-GAN architecture. Then, we will explain our novel approach to training the encoder to factor (separate) out information about y from \hat{z} , such that $H(y|\hat{z}) \approx H(y)$.

3.1. Model Architecture

A diagram of our architecture is presented in Figure 1. In addition to the encoder, E_ϕ , decoder, D_θ , and discriminator, C_χ , we introduce an auxiliary network, $A_\psi : \hat{z} \rightarrow \tilde{y}$, whose purpose is described in detail in Section 3.2. We use \hat{y} to indicate the predicted label of a reconstructed data sample.

There are multiple cost functions that are used to train our model. We introduce these cost functions and describe the combinations of cost functions that are used to update each set of network parameters. We define the following loss terms:

$$\mathcal{L}_{rec} = L_{bce}(\hat{x}, x) \quad (3)$$

$$\begin{aligned} \mathcal{L}_{gan} = & \frac{1}{3} [L_{bce}(C_\chi(x), real) \\ & + L_{bce}(C_\chi(D_\theta(E_\phi(x))), fake) \\ & + L_{bce}(C_\chi(D_\theta(z)), fake)] \end{aligned} \quad (4)$$

$$\mathcal{L}_{class} = L_{bce}(\hat{y}, y) \quad (5)$$

$$\hat{\mathcal{L}}_{class} = L_{bce}(\hat{\hat{y}}, \hat{y}) \quad (6)$$

$$\mathcal{L}_{aux} = L_{bce}(\tilde{y}, y) \quad (7)$$

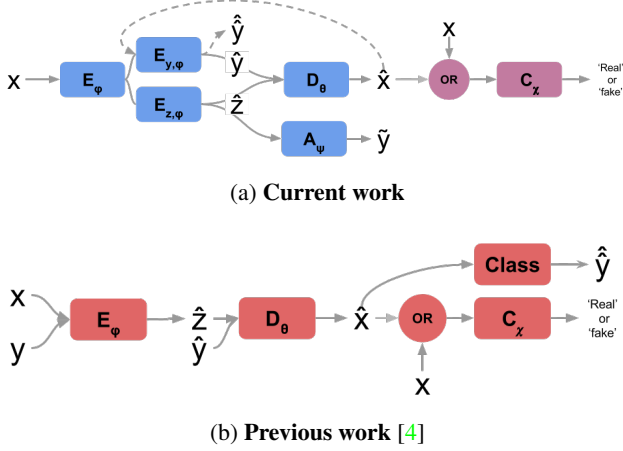


Figure 1: **IFcVAEGAN with Information Factorization** This figure shows two variants of our model. The core of the model is shown in blue. This is a VAE with information factorization, note that, E_ϕ is split in two, $E_{y,\phi}$ and $E_{z,\phi}$, for obtaining both a latent encoding \hat{z} and the label \hat{y} respectively. D_θ is the decoder and A_ψ the auxiliary network. The pink blocks show how a GAN architecture may be incorporated by placing a discriminator C_χ , after the encoder, E_ϕ , and training C_χ to classify decoded samples as “fake” and samples from the dataset as “real”. Finally, the dotted lines show how decoded samples may be passed back through the encoder to obtain a label, \hat{y} which may be used to obtain a gradient, containing label information, for updating the decoder of the VAE. For simplicity, the KL regularization is not shown in this figure. **Previous work: CVAEGAN [4]** Architecture most similar to our own. Note that there is no auxiliary network performing information factorization and classifier is not built into the encoder and therefore does not share features (parameters) learned by the encoder.

$$\mathcal{L}_{KL} = KL[q_\phi(z|x)||p(z)] \quad (8)$$

where costs are calculated over a batch of data samples, $\{x_i\}_{i=1}^M$ with labels $\{y_i\}_{i=1}^M$; $\{z\}_{M=1}^i \sim p(z) = \mathcal{N}(\mathbf{0}, I)$; $L_{bce}(a, b) = \frac{1}{M} \sum_{i=1}^M a \log b + (1-a) \log(1-b)$; *real* and *fake*, are vectors of ones and zeros respectively.

The parameters, θ of the decoder are updated with gradients from the following loss functions:

$$\mathcal{L}_{dec} = \mathcal{L}_{rec} + \beta \hat{\mathcal{L}}_{class} - \delta \mathcal{L}_{gan} \quad (9)$$

note that the $\hat{\mathcal{L}}_{class}$ is a classification loss on reconstructed data samples. Calculating this loss provides a gradient which contains label information to the decoder, which otherwise the decoder would not have [5]. We use $\beta = [0, 1]$. Discriminator parameters, χ are updated to minimize \mathcal{L}_{gan} .

The parameters, ϕ of an encoder, designed to synthesize samples from a desired category may be updated by minimizing the following cost functions:

$$\mathcal{L}_{enc} = \mathcal{L}_{rec} + \alpha \mathcal{L}_{KL} + \beta \hat{\mathcal{L}}_{class} + \rho \mathcal{L}_{class} - \delta \mathcal{L}_{gan} \quad (10)$$

α , β and ρ are the regularization coefficients.

The loss function in (10) is not sufficient for training an encoder used for attribute manipulation. For this, we propose an additional network and an additional cost function, as described below.

3.2. Information Factorization

To factor label information, y out of \hat{z} we propose to introduce an additional, auxiliary network, A_ψ that is trained to correctly predict y from \hat{z} . At the same time the encoder, E_ϕ , is updated to cause A_ψ to make incorrect classifications. In this way, the encoder is encouraged *not* to place attribute information (y) in \hat{z} . This may be described by the following mini-max objective:

$$\begin{aligned} & \min_{\psi} \max_{\phi} L_{bce}(A_\psi(E_{z,\phi}(x)), y) \\ & = \min_{\psi} \max_{\phi} \mathcal{L}_{aux} \end{aligned} \quad (11)$$

where $E_{z,\phi}(x)$ is the latent output of the encoder.

Training is complete when the A_ψ is maximally confused and cannot predict y from $\hat{z} = E_{z,\phi}(x)$, where y is the true label of x . The encoder loss for information factorization is therefore given by:

$$\mathcal{L}_{IFcVAEGAN} = \mathcal{L}_{enc} - \mathcal{L}_{aux} \quad (12)$$

We call the conditional VAEGAN trained in this way, an Information Factorized cVAEGAN (IFcVAEGAN). The training procedure is presented in Algorithm 1.

3.3. Attribute Manipulation

To edit an image such that it has the desired attribute, we first encode the image to obtain a \hat{z} (the identity), append this to our desired attribute label, $\hat{y} = y$ and pass this through the decoder. We use $\hat{y} = 0$ and $\hat{y} = 1$ to synthesize samples in each *mode* of the desired attribute e.g. ‘smile’ and ‘no smile’.

4. Results

In this section, we show both qualitative and quantitative results to evaluate our proposed model. We refer to a cVAEGAN that is trained without a $\hat{\mathcal{L}}_{class}$ or \mathcal{L}_{aux} term in the cost function as a naive cVAEGAN and a cVAEGAN trained with the \mathcal{L}_{aux} term as an Information Factorization cVAEGAN (IFcVAEGAN). Qualitatively our results illustrate that:

Algorithm 1 Training Information Factorization cVAE-GAN (IFcVAEGAN): The prior, $p(z) = \mathcal{N}(\mathbf{0}, I)$.

```

1: procedure TRAINING cVAE WITH INFORMATION
   FACTORIZATION
2:   for  $i$  in  $\text{range}(N)$  do  $\triangleright N$  is no. of epochs
3:      $\triangleright$  Forwards pass through all networks
4:      $x \sim \mathcal{D}$   $\triangleright \mathcal{D}$  is the training data
5:      $z \sim p(z)$ 
6:      $\hat{z}, \hat{y} \leftarrow E_\phi(x)$ 
7:      $\hat{x} \leftarrow D_\theta(\hat{y}, \hat{z})$ 
8:      $\tilde{y} \leftarrow A_\psi(\hat{z})$   $\triangleright$  output of the auxiliary network
9:      $\triangleright$  Calculate updates,  $u$ 
10:     $u_\theta \leftarrow -\nabla_\theta \mathcal{L}_{dec}$ 
11:     $u_\phi \leftarrow -\nabla_\phi \mathcal{L}_{IFcVAEGAN}$ 
12:     $u_\chi \leftarrow -\nabla_\chi \mathcal{L}_{aux}$ 
13:     $u_\psi \leftarrow -\nabla_\psi \mathcal{L}_{gan}$ 
14:    # do updates
15:     $\theta \leftarrow \text{RMSprop}(\theta, u_\theta)$ 
16:     $\phi \leftarrow \text{RMSprop}(\phi, u_\phi)$ 
17:     $\chi \leftarrow \text{RMSprop}(\chi, u_\chi)$ 
18:     $\psi \leftarrow \text{RMSprop}(\psi, u_\psi)$ 
19:  end for
20: end procedure

```

- A naive cVAEGAN may fail, changing the wrong attributes when \hat{y} is changed, while the Information Factorization cVAEGAN, (IFcVAEGAN) changes the desired attributes (with all of the other model parameters fixed).
- By fine-tuning an IFcVAEGAN, particularly reducing the level of regularisation, α , on the KL -term in the VAE loss, the model achieves better reconstruction of data samples while maintaining the ability to edit attributes.

Having fine-tuned our model, we test the contribution of each component in our model, by adding and removing terms from the IFcVAEGAN cost function. We also study the effect of the weighting on the KL regularisation term. Finally, we show examples of editing other face attributes such as ‘wearing eyeglasses’ and ‘male’ (gender).

4.1. Qualitative Results

Here, we demonstrate how a naive cVAEGAN may fail – changing undesired attributes, rather than the desired one. We experimented with various different hyperparameters to obtain good quality samples for the naive cVAEGAN. We found that smaller α values led to poorer samples, while larger α samples led to the wrong attributes being changed. We found hyper-parameter combination, $\{\rho = 0.1, \delta = 0.1, \alpha = 1.0, n_z = 200\}$ to give the highest quality samples, where n_z is the dimension of the latent

code. We trained the model for 8 epochs, further training lead to worse results. However, when reconstructing samples and setting $\hat{y} = 0$ for ‘no smile’ and $\hat{y} = 1$ for ‘smile’, we found that the naive cVAEGAN failed to synthesize samples with the desired target attribute, ‘smile’. Rather, the model targeted an undesired attribute, ‘hair colour’, this is shown in Figure 3. For *fair* comparison, we trained an IFcVAEGAN with similar a hyper-parameter combination, with additional parameter value, $\beta = 1.0$ and $\alpha = 0.5$, to facilitate factorization. The results are shown in Figure 2.

In our experiments, we found that smaller α values resulted both in better reconstructions and better control over attributes in an image. Figure 4 shows an IFcVAEGAN trained with the hyper-parameters, $\{\rho = 0.1, \delta = 0.1, \alpha = 0.2, \beta = 0.0, n_z = 200\}$. Note that we consider this to be our ‘best model’ in terms of the visual quality of results given the hyper-parameters that we experimented with. We use $\beta = 0.0$ meaning that we do not use $\hat{\mathcal{L}}_{class}$ loss in this model.

Note that models that involve GANs are often difficult to train and may not converge [2]. We found that training the discriminator, C_χ , using optimization method, RMSprop, with a small momentum (0.1), did lead to the loss functions converging, during training. However, this affected the sharpness of samples synthesized. Rather, we used a larger momentum, momentum = 0.5, which often did not converge, but resulted in sharper images. We do not show examples of the effect of different momentum values for the sake of space and relevance.




Figure 2: **Our Work (Information Factorization cVAE-GAN, (IFcVAEGAN))** Here we see that the IFcVAEGAN targets the desired attribute, ‘smile’ successfully.

4.2. Contributions of each component to the final model

We analyze the contribution of each component of our proposed model and evaluate the effect of regularization of the KL divergence term (Table 1). We consider reconstruction error and classification accuracy on synthesized data




Figure 3: **Previous Work (naive cVAEGAN)** Example of a naive cVAEGAN failing to change the desired attribute when \hat{y} is changed. Rather than \hat{y} controlling the ‘smile’ attribute as intended, \hat{y} controls the ‘hair colour’ attribute.




Figure 4: **IFcVAEGAN reconstruction**

samples. Smaller reconstruction error indicates better reconstruction, and larger classification values suggest better control over attribute changes. The classifier is trained to classify ‘smile’ ($y = 1$) vs. ‘not smile’ ($y = 0$). We apply the classifier to two sets of samples synthesized using $\hat{y} = 0$ and $\hat{y} = 1$. If the desired attributes are changed the classification scores should be high for both sets of samples, if not, the classifier is likely to perform well on only one of the sets, suggesting that the attribute was not edited, but fixed. Note, all original test data samples for this experiment were from the ‘smile’ category. The results are shown in Table 1. We may interpret classification score as the proportion of samples with the desired attributes and MSE error as the fidelity of reconstruction. From Table 1, we make the fol-

Table 1: What are the essential parts of the model? This table shows how novel components of the IFcVAEGAN loss functions affect mean squared error (MSE) reconstruction error and the ability to edit the data samples. Ability to edit samples is quantified by a classification accuracy, (Class1, Class0), on samples for $\hat{y} = 1$ and $\hat{y} = 0$, where the ground truth label is $y = 1$ and $y = 0$ respectively. This may be thought of as the proportion of samples that have the desired attribute. Our ‘best model’ has hyper-parameters $\{\rho = 0.1, \delta = 0.1, \alpha = 0.2, \beta = 0.0\}$, without $\hat{\mathcal{L}}_{class}$ and with information factorization \mathcal{L}_{aux} .

	MSE	Class0	Class1
Our ‘best model’ ($\alpha = 0.2$)	0.028	0.813	1.000
Regularization ($\alpha = 0.5$)	0.0300	0.5000	0.938
W/ $\hat{\mathcal{L}}_{class}$, ($\alpha = 0.2$)	0.028	0.938	0.938
W/Out \mathcal{L}_{aux} , ($\alpha = 0.2$)	0.0280	0.188	0.813
W/Out \mathcal{L}_{aux} , W/ $\hat{\mathcal{L}}_{class}$, ($\alpha = 0.2$)	0.027	0.000	1.000

lowing observations:

- **Effect of KL regularisation:** Our model performs better with lower levels of regularisation; $\alpha = 0.2$ rather than $\alpha = 0.5$. Results indicate that higher levels of regularisation reduce the model’s ability to reconstruct data samples well, while also hindering the ability to edit attributes well. Only half of the samples synthesized, with $\hat{y} = 0$, have the desired attributes. This is likely because over regularisation increases $I(x; z)$, since KL divergence is directly related to $I(x; z)$. Making it more difficult for \hat{y} to contribute to the information in x .
- **Effect of $\hat{\mathcal{L}}_{class}$:** Using $\hat{\mathcal{L}}_{class}$ does not provide any clear benefit. We explored using this term because a similar approach had been proposed in the GAN literature [5, 18] for conditional image synthesis (rather than attribute editing) and as far as we could tell, this approach had not been used in the VAE literature. This term is intended to maximize $I(x, y)$ by providing a gradient containing label information to the decoder. However, it does not address the factorization of attribute information, y , from \hat{z} .
- **Effect of Information Factorization:** Without our proposed \mathcal{L}_{aux} term in the encoder loss function, the model fails completely to perform attribute editing. Since $Class0 + Class1 = 1$ this strongly suggests that samples are synthesized independently of \hat{y} and that the synthesized images are the same for $\hat{y} = 0$ and $\hat{y} = 1$.
- **Effect of $\hat{\mathcal{L}}_{class}$ on its own:** For completeness, we also evaluated our model without \mathcal{L}_{aux} but with $\hat{\mathcal{L}}_{class}$

to test the effect of $\hat{\mathcal{L}}_{class}$ on its own. Though similar approaches have been successful for category conditional image synthesis, it was not as successful on the attribute editing task. Similarly, as above, $Class0+Class1=1$, suggesting that samples are synthesized independently of \hat{y} . Further, $Class0=0.0$, suggests that none of the synthesized images has the desired attribute $\hat{y}=0$ ('no smile'), i.e. all samples are with attribute 'smile'. This supports the use of \mathcal{L}_{aux} when training models for attribute editing over $\hat{\mathcal{L}}_{class}$ which is suggested in the GAN literature [5, 18] for category specific samples synthesis.

4.3. Editing other attributes

In this section we apply our proposed method to manipulate other facial attributes including: gender 'male', 'not male' and whether a person is wearing eye glasses for not. The initial samples from which the \hat{z} 's are obtained are test samples whose labels are $y=1$. Figure 5 shows examples of switching between the 'male' and 'not male' attribute. While Figure 6 shows examples of faces with and without eye glasses.

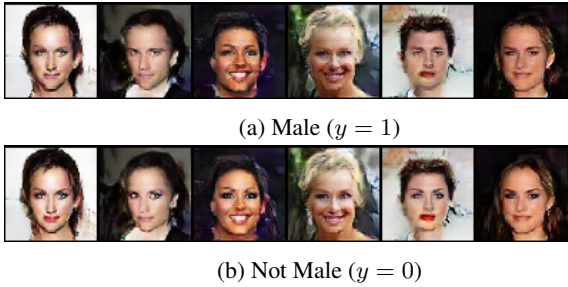


Figure 5: Editing the 'male' attribute




Figure 6: Editing the 'eye glasses' attribute

5. Related work and Conclusions

Our work introduces a novel architecture to combine VAEs and GANs and propose modifications to the conditional latent space generative models in order to make them more amenable for attribute (for example, facial attribute) manipulation. At the cost of introducing an extra neural network (the auxiliary network), we show that factorizing the latent space into sub-sets that encode information about discrete labels and continuous reconstruction, separately, enable us to attain improvements, in terms of targeted attribute editing, over the current state-of-the-art conditional VAE-GAN architecture.

Schmidhuber [21] performs similar factorization of the latent space, ensuring that each component of the encoding is independent. This is achieved by learning an encoding such that other elements in the encoding may not be predicted from a subset of remaining elements. We use related concepts, with additional class label information, and incorporate the encoding in a generative model.

Our work has the closest resemblance to the CVAE-GAN architecture (see Figure 1), proposed by Bao et al. [4]. CVAE-GAN is designed for synthesizing samples of a particular class, rather than manipulating a single attribute of an image from a class. In short, their objective is to synthesize a "Hathway" face, whereas our objective would be to make "Hathway smile" or "Hathway not smile", which has different demands on the type of factorization in the latent representation. It is sufficient to have a representation that divides object categories, rather than attributes of objects in a category. Separating categories is an easier problem because it is possible to have distinct categories, and a change in the category may result in larger changes in the image. For an attribute change, the change needs to be targeted, making minimal changes to the rest of the image.

In a similar vein to our work, Antipov et al. [1] acknowledge the need for "identity preservation" in the latent space. They achieve this by introducing an identity classification loss between an input data sample and a reconstructed data sample, rather than trying to separate information in the encoding itself. Rather than limiting our objective to identity preservation, we want to control single attributes of an image without interfering with other attributes that may not affect identity i.e., wearing a glass or altering the hair colour may not affect identity, but we also do not want to change them. Similar to our work, Larsen et al. [13] use a VAE with discriminator on the end; however, unlike them we do not use feature matching. Additionally, their architecture does not condition on label information, instead they search the latent space and add attribute vectors encodings. The attribute vector is the difference between mean encodings of several samples with the same attribute. Unlike our work, under their framework other unintended attributes change when one attribute is targeted. Additionally, the "editing"

process is not done in an end to end fashion. They do introduce a conditional version of their model, but use this to synthesize samples, rather than edit attributes of existing samples.

All in all, our work highlights an important difference between category conditional image synthesis and attribute editing in images – what works for category conditional image synthesis may not work for attribute editing. Also, for attribute editing to be successful it is necessary to factor label information out of the latent encoding.

References

- [1] G. Antipov, M. Baccouche, and J.-L. Dugelay. Face aging with conditional generative adversarial networks. *arXiv preprint arXiv:1702.01983*, 2017. 7
- [2] M. Arjovsky and L. Bottou. Towards principled methods for training generative adversarial networks. *arXiv preprint arXiv:1701.04862*, 2017. 3, 5
- [3] M. Arjovsky, S. Chintala, and L. Bottou. Wasserstein gan. *arXiv preprint arXiv:1701.07875*, 2017. 3
- [4] J. Bao, D. Chen, F. Wen, H. Li, and G. Hua. Cvae-gan: Fine-grained image generation through asymmetric training. *arXiv preprint arXiv:1703.10155*, 2017. 1, 2, 3, 4, 7
- [5] X. Chen, Y. Duan, R. Houthoofd, J. Schulman, I. Sutskever, and P. Abbeel. Infogan: Interpretable representation learning by information maximizing generative adversarial nets. In *Advances in Neural Information Processing Systems*, pages 2172–2180, 2016. 1, 2, 3, 4, 6, 7
- [6] E. L. Denton, S. Chintala, R. Fergus, et al. Deep generative image models using a laplacian pyramid of adversarial networks. In *Advances in neural information processing systems*, pages 1486–1494, 2015. 3
- [7] J. Donahue, P. Krähenbühl, and T. Darrell. Adversarial feature learning. *arXiv preprint arXiv:1605.09782*, 2016. 1
- [8] J. Donahue, P. Krähenbühl, and T. Darrell. Adversarial feature learning. *arXiv preprint arXiv:1605.09782*, 2016. 3
- [9] A. Dosovitskiy, J. T. Springenberg, M. Tatarchenko, and T. Brox. Learning to generate chairs, tables and cars with convolutional networks. *IEEE transactions on pattern analysis and machine intelligence*, 39(4):692–705, 2017. 1
- [10] V. Dumoulin, I. Belghazi, B. Poole, A. Lamb, M. Arjovsky, O. Mastropietro, and A. Courville. Adversarially learned inference. *arXiv preprint arXiv:1606.00704*, 2016. 1, 3
- [11] I. J. Goodfellow, J. Shlens, and C. Szegedy. Explaining and harnessing adversarial examples. *arXiv preprint arXiv:1412.6572*, 2014. 1, 3
- [12] D. P. Kingma and M. Welling. Auto-encoding variational bayes. *arXiv preprint arXiv:1312.6114*, 2013. 1, 2
- [13] A. B. L. Larsen, S. K. Sønderby, H. Larochelle, and O. Winther. Autoencoding beyond pixels using a learned similarity metric. *arXiv preprint arXiv:1512.09300*, 2015. 2, 3, 7
- [14] C. Li, H. Liu, C. Chen, Y. Pu, L. Chen, R. Henao, and L. Carin. Towards understanding adversarial learning for joint distribution matching. *arXiv preprint arXiv:1709.01215*, 2017. 1, 3
- [15] A. Makhzani, J. Shlens, N. Jaitly, I. Goodfellow, and B. Frey. Adversarial autoencoders. *arXiv preprint arXiv:1511.05644*, 2015. 2
- [16] L. Mescheder, S. Nowozin, and A. Geiger. Adversarial variational bayes: Unifying variational autoencoders and generative adversarial networks. *arXiv preprint arXiv:1701.04722*, 2017. 3
- [17] M. Mirza and S. Osindero. Conditional generative adversarial nets. *arXiv preprint arXiv:1411.1784*, 2014. 1, 2, 3
- [18] A. Odena, C. Olah, and J. Shlens. Conditional image synthesis with auxiliary classifier gans. *arXiv preprint arXiv:1610.09585*, 2016. 1, 2, 3, 6, 7
- [19] A. Radford, L. Metz, and S. Chintala. Unsupervised representation learning with deep convolutional generative adversarial networks. *arXiv preprint arXiv:1511.06434*, 2015. 1, 2, 3
- [20] T. Salimans, I. Goodfellow, W. Zaremba, V. Cheung, A. Radford, and X. Chen. Improved techniques for training gans. In *Advances in Neural Information Processing Systems*, pages 2234–2242, 2016. 3
- [21] J. Schmidhuber. Learning factorial codes by predictability minimization. *Learning*, 4(6), 2008. 7
- [22] Y. Taigman, A. Polyak, and L. Wolf. Unsupervised cross-domain image generation. *arXiv preprint arXiv:1611.02200*, 2016. 1
- [23] L. Wolf, Y. Taigman, and A. Polyak. Unsupervised creation of parameterized avatars. *arXiv preprint arXiv:1704.05693*, 2017. 1
- [24] J.-Y. Zhu, P. Krähenbühl, E. Shechtman, and A. A. Efros. Generative visual manipulation on the natural image manifold. In *European Conference on Computer Vision*, pages 597–613. Springer, 2016. 1