

Minimax estimation in linear models with unknown finite alphabet design

MERLE BEHR* AND AXEL MUNK*,†

Institute for Mathematical Stochastics*,
University of Göttingen,

and

Max Planck Institute for Biophysical Chemistry†,
Göttingen, Germany

Email: {behr,munk}@math.uni-goettingen.de

We provide minimax theory for joint estimation of \mathbf{F} and $\boldsymbol{\omega}$ in linear models $Y = \mathbf{F}\boldsymbol{\omega} + Z$ where the parameter matrix $\boldsymbol{\omega}$ and the design matrix \mathbf{F} are *unknown* but the latter takes values in a *known* finite set. This allows to separate \mathbf{F} and $\boldsymbol{\omega}$, a task which is not doable, in general. We obtain in the noiseless case, i.e., $Z = 0$, stable recovery of \mathbf{F} and $\boldsymbol{\omega}$ from the linear model. Based on this, we show for Gaussian error matrix Z that the LSE attains minimax rates for the prediction error for $\mathbf{F}\boldsymbol{\omega}$. Notably, these are exponential in the dimension of one component of Y . The finite alphabet allows estimation of \mathbf{F} and $\boldsymbol{\omega}$ itself and it is shown that the LSE achieves the minimax rate. As computation of the LSE is not feasible, an efficient algorithm is proposed. Simulations suggest that this approximates the LSE well.

Keywords: Finite alphabet, Combinatorial linear model, Lloyd’s algorithm, Least squares estimator, Minimax estimation, Exact recovery, Blind source separation, Measurement uncertainty.

MSC 2010 subject classifications: Primary 62F12, 62H30, Secondary 62F30, 62J05.

1 Introduction

Linear models (LM) are arguably one of the most prominent tools in statistical modeling. In such a (multivariate) LM one observes a matrix $Y \in \mathbb{R}^{n \times M}$,

$$Y = \mathbf{F}\boldsymbol{\omega} + Z, \tag{1}$$

which is linked to the parameter matrix of interest $\boldsymbol{\omega} \in \mathbb{R}^{m \times M}$ via a design matrix $\mathbf{F} \in \mathbb{R}^{n \times m}$ and an additive noise matrix $Z \in \mathbb{R}^{n \times M}$, which in this work is assumed to be i.i.d. Gaussian $Z_{ij} \sim N(0, \sigma^2)$ for $i = 1, \dots, n, j = 1, \dots, M$, with (unknown) variance $\sigma^2 > 0$. Usually, the design matrix \mathbf{F} is assumed to be known and analysis on $\boldsymbol{\omega}$ is performed conditioned on \mathbf{F} , as, e.g., in classical ANOVA. In contrast, in the following, we want to consider a specific LM where the design matrix is unknown and has to be estimated from the data Y jointly with the parameter matrix $\boldsymbol{\omega}$. In general, separation of \mathbf{F} and $\boldsymbol{\omega}$ from $\mathbf{F}\boldsymbol{\omega}$ is not possible, of course, and therefore existing

approaches (see, e.g., Pananjady et al. (2017)) focus on estimation of $\mathbf{F}\boldsymbol{\omega}$. However, if we assume that \mathbf{F} can only attain values in a known, finite set $\mathfrak{A} = \{a_1, \dots, a_k\} \subset \mathbb{R}$, denoted as *finite alphabet*, we will show that the LM in (1) becomes identifiable, that is, \mathbf{F} and $\boldsymbol{\omega}$ can be separated from $\mathbf{F}\boldsymbol{\omega}$, under rather weak assumptions on $\boldsymbol{\omega}$ and \mathbf{F} . The aim of this paper is to provide estimates and algorithms for joint recovery of \mathbf{F} and $\boldsymbol{\omega}$ and to develop statistical theory for these quantities. For better understanding, it is convenient to rewrite the LM (1) with unknown design matrix \mathbf{F} as a blind source separation problem (the terminology is borrowed from the signal processing literature)

$$Y_{.l} = \sum_{i=1}^m \mathbf{F}_{.i} \boldsymbol{\omega}_{il} + Z_{.l}, \quad l = 1, \dots, M, \quad (2)$$

with m source signals $\mathbf{F}_{.1}, \dots, \mathbf{F}_{.m} \in \mathfrak{A}^n$, each only taking values in the finite alphabet \mathfrak{A} , which are obtained in M mixtures with unknown mixing weights $\boldsymbol{\omega}_{.1}, \dots, \boldsymbol{\omega}_{.M} \in \mathbb{R}^m$. Therefore, we will denote model (1) with $\mathbf{F} \in \mathfrak{A}^{n \times m}$ unknown as the *Multivariate finite Alphabet Blind Separation (MABS)* model. Throughout the following bold letters, e.g., \mathbf{F} , $\boldsymbol{\omega}$, denote the underlying truth generating the observations Y in (1). Further, throughout the following $\|x\|$ denotes Frobenius norm (for matrices x) and Euclidean norm (for vectors x).

Applications MABS occurs in many different fields. For instance, in digital communications (Proakis, 2007; Talwar et al., 1996; Verdu, 1998; Zhang and Kassam, 2001; Sampath et al., 2001), where m digital signals (e.g., binary signal with $\mathfrak{A} = \{0, 1\}$) are modulated (e.g., with pulse amplitude modulation), transmitted through wireless channels (each having different channel response), and received by M antennas. In signal processing this is known as MIMO (multiple input multiple output) and (ignoring time shifts, i.e., considering instantaneous mixtures) can be described by MABS when the channel response is unknown, see e.g. (Talwar et al., 1996; Love et al., 2008) for details.

Another example where MABS is relevant arises in cancer genetics (Yau et al., 2011; Carter et al., 2012; Liu et al., 2013; Ha et al., 2014). Specific mutations in cancer tumors are copy number variations (CNV's) where some parts of the genome are either duplicated or deleted. CN's of a single tumor only take integer values, i.e., $\mathfrak{A} = \{0, 1, 2, \dots, k\}$ (with good biological knowledge of a maximum copy number k , see e.g., (Liu et al., 2013)). However, tumors are known to be heterogeneous, i.e., they consists of a few different types of tumor cells, so called clones, see e.g., (Shah et al., 2012; Greaves and Maley, 2012). In whole genome sequencing (WGS) data the CN's of the single clones overlap according to the relative (unknown) proportion of the clone in the tumor. Important for the analysis of this data is that often M different probes of the tumor cells are available, taken at different time points or at different locations. Each of these contain the same clones but at different relative proportions. This can be modeled with MABS, where m is the number of clones, M is the number of probes, $\boldsymbol{\omega}_{ij}$ corresponds to the unknown proportion of clone i in probe j of the tumor, and $\mathbf{F}_{.i}$ corresponds to the CN's of clone i , see e.g., (Beroukhi et al., 2010; Greaves and Maley, 2012; Shah et al., 2012) for details. For $M = 1$, see (Behr et al., 2017). Analog,

one can model point mutations in tumors with MABS with alphabet $\mathfrak{A} = \{0, 1\}$, where $\mathbf{F}_{ji} = 1$ if and only if point mutation j is present in clone i (Jiang et al., 2016).

Two simplifications Motivated from the application in cancer genetics, where the mixing weights correspond to physical mixing proportions of DNA strands, we will in the following assume that the mixing weights ω_{ij} are positive and sum up to one for each j . This assumption simplifies the corresponding identifiability conditions to decompose \mathbf{F} and $\boldsymbol{\omega}$ uniquely. However, we stress that all results can be extended for general mixing weights which only requires a slight modification of the corresponding identifiability assumptions, see Remark 2.4. The minimax rates which are derived in the following do not depend on this assumption. More precisely, for a given number of sources m and a given number of mixtures M , the set of possible mixing weights $\boldsymbol{\omega}$ is defined as

$$\Omega_{m,M} := \left\{ \boldsymbol{\omega} \in \mathbb{R}_+^{m \times M} : 0 < \|\omega_{1\cdot}\| < \dots < \|\omega_{m\cdot}\|, \sum_{i=1}^m \omega_{ij} = 1 \ \forall j = 1, \dots, M \right\}. \quad (3)$$

Note that a fixed ordering of the row-sums is necessary as otherwise for any permutation matrix P one finds that $\mathbf{F}\boldsymbol{\omega} = \mathbf{F}PP^{-1}\boldsymbol{\omega}$ with $\boldsymbol{\omega}$ and $P^{-1}\boldsymbol{\omega}$ both valid mixing weights. Moreover, throughout the following, we may assume w.l.o.g. that the fixed given alphabet \mathfrak{A} is ordered and that $a_1 = 0$ and $a_2 = 1$, that is

$$\mathfrak{A} = \{0, 1, a_3, \dots, a_k\} \quad \text{with} \quad 1 < a_3 < \dots < a_k. \quad (4)$$

Otherwise, one may instead consider the observations $(Y_j - a_1)/(a_2 - a_1)$ with alphabet $\mathfrak{A} = \{0, 1, \frac{a_3 - a_1}{a_2 - a_1}, \dots, \frac{a_k - a_1}{a_2 - a_1}\}$ in (1).

Identifiability A minimal requirement underlying any recovery algorithm of \mathbf{F} and $\boldsymbol{\omega}$ from (a possibly noisy version of) $\mathbf{G} := \mathbf{F}\boldsymbol{\omega}$ in (1) to be valid is identifiability, that is, a unique decomposition of the mixture \mathbf{G} into finite alphabet sources \mathbf{F} and weights $\boldsymbol{\omega}$.

For illustration, consider a binary alphabet $\mathfrak{A} = \{0, 1\}$ with two sources $m = 2$ and a single mixture $M = 1$. The question is as follows: Is it possible to uniquely recover the underlying weights $\boldsymbol{\omega} \in \mathbb{R}_+^2$ and sources $\mathbf{F} \in \mathfrak{A}^{n \times 2}$ from the mixture $\mathbf{G} = \mathbf{F}\boldsymbol{\omega} \in \mathbb{R}^n$? In this example the answer is simple: As the entries in \mathbf{F} can only attain the values 0 and 1 the smallest possible value for \mathbf{G}_j , $j = 1, \dots, n$, is 0, which corresponds to both sources taking the smallest alphabet value $\mathbf{F}_{j1} = \mathbf{F}_{j2} = 0$. Analog, when $\mathbf{F}_{j1} = 0$ and $\mathbf{F}_{j2} = 1$, \mathbf{G}_j takes the second smallest possible value, denoted as ω_1 (recall that $0 < \omega_1 \leq \omega_2$ and $\omega_1 + \omega_2 = 1$ by (3)). Similar, the third smallest value for \mathbf{G}_j then equals ω_2 with $\mathbf{F}_{j1} = 0, \mathbf{F}_{j2} = 1$ and the largest value equals 1 with $\mathbf{F}_{j1} = \mathbf{F}_{j2} = 1$. Thus, one can (almost) always uniquely identify $\boldsymbol{\omega}$ and \mathbf{F} from $\mathbf{G} = \mathbf{F}\boldsymbol{\omega}$. There are just two situations where this fails:

1. If $\omega_1 = \omega_2$, one cannot distinguish from \mathbf{G} whether $\mathbf{F}_{j1} = 0, \mathbf{F}_{j2} = 1$ or $\mathbf{F}_{j1} = 1, \mathbf{F}_{j2} = 0$.

2. If $\mathbf{F}_{j1} = \mathbf{F}_{j2}$, one cannot distinguish ω_1, ω_2 .

Consequently, in order to guarantee identifiability (in this simple example), we have to exclude these two situations. That is, we need to exclude from the parameter space the single weight vector $\omega = (0.5, 0.5)$ (the only one with $\omega_1 = \omega_2$) and sources $\mathbf{F} = (\mathbf{F}_1, \mathbf{F}_2)$ with equal components $\mathbf{F}_1 = \mathbf{F}_2$ (or equivalently $\omega_1, \omega_2 \notin \{\mathbf{G}_1, \dots, \mathbf{G}_n\}$). Clearly, this is not very restrictive in most situations, as it simply excludes that only one source is visible.

Now we turn to the general case, of arbitrary \mathfrak{A} , m , and M . It is shown in (Behr and Munk, 2017) that identifiability has a complete combinatorial characterization via the given alphabet and that the above assumptions can be extended to a universal (for any \mathfrak{A}, m, M) simple sufficient condition, called separability, which then guarantees identifiability. For sake of completeness and to ease reading, we recapitulate these conditions in the following in our context.

First, we discuss conditions on ω . For fixed ω the mixture $\mathbf{G} = \mathbf{F}\omega$ can take any of at most k^m (recall that the alphabet \mathfrak{A} has size k) values of the form $e\omega = \sum_{i=1}^m e_i \omega_i$ with $e = (e_1, \dots, e_m) \in \mathfrak{A}^m$ (elements in \mathfrak{A}^m are considered as row vectors). Clearly, if for any two $e \neq e' \in \mathfrak{A}^m$ it holds that $e\omega = e'\omega$, then \mathbf{F} is not identifiable from \mathbf{G} , in general, as it cannot be distinguished from \mathbf{G} whether $\mathbf{F} = e$ or $\mathbf{F} = e'$. Hence, we require that the *alphabet separation boundary* (ASB) (Behr and Munk, 2017), that is, the minimal distance between any of these values, is positive, i.e.,

$$ASB(\omega) = ASB(\omega, \mathfrak{A}) := \min_{e \neq e' \in \mathfrak{A}^m} \|e\omega - e'\omega\| > 0. \quad (5)$$

Further, we will see that when $e\omega$ is corrupted by noise as in the MABS model (1), the ASB quantifies perturbation stability of \mathbf{G} when any two of these values are close, that is, $\|e\omega - e'\omega\| < \delta$ for small $\delta > 0$.

Recall that for $\Omega_{m,M}$ in (3), to ensure identifiability one has to assume $\|\omega_1\| < \dots < \|\omega_m\|$, as otherwise the ordering of the rows of ω (and columns of \mathbf{F} , respectively) are not well defined via the mixture $\mathbf{F}\omega$. Hence, in a noisy setting, as in the MABS model, the minimal distance between the row norms of ω will be crucial for separation and hence recovery of \mathbf{F} and ω . Therefore, for $\omega \in \Omega_{m,M}$ we introduce the *weights separation boundary*

$$WSB(\omega) = WSB(\omega, \mathfrak{A}) := \frac{1 + ma_k}{2} \min_{i=2, \dots, m} (\|\omega_i\| - \|\omega_{i-1}\|). \quad (6)$$

Figure 1.1 illustrates for $m = M = 2$ in (3) the set

$$\Omega_{2,2} = \left\{ \begin{pmatrix} a & b \\ 1-a & 1-b \end{pmatrix} : a, b \in [0, 1), a+b < 1 \right\}. \quad (7)$$

For $\mathfrak{A} = \{0, 1\}$, regions where $\min(ASB(\omega), WSB(\omega)) \geq \delta$ are displayed blue in Figure 1.1, for different values of δ . In particular, this illustrates that the set of regularized weights $\{\omega \in \Omega_{m,M} : \min(ASB(\omega), WSB(\omega)) \geq \delta\}$ is reasonably large when δ is sufficiently small. For illustration, recall the simple example from above with

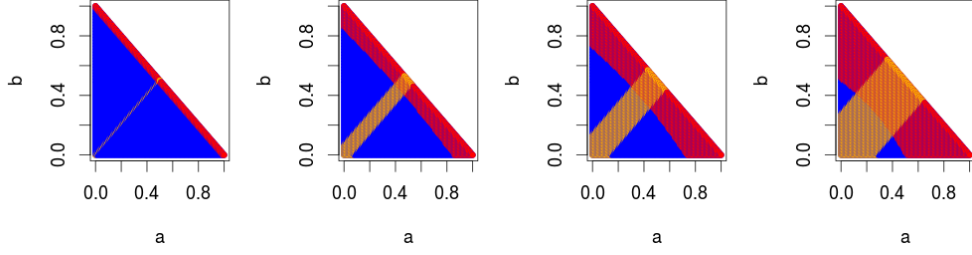


Figure 1.1: Blue: regularized weights $\{\omega \in \Omega_{2,2} : \min(ASB(\omega), WSB(\omega)) \geq \delta\}$, orange: $\{\omega \in \Omega_{2,2} : ASB(\omega) < \delta\}$, red: $\{\omega \in \Omega_{2,2} : WSB(\omega) < \delta\}$, for binary alphabet $\mathfrak{A} = \{0, 1\}$ with $\Omega_{2,2}$ as in (7) and $\delta \in \{0.01, 0.1, 0.2, 0.4\}$ (from left to right).

$\mathfrak{A} = \{0, 1\}, m = 2, M = 1$, there the condition $ASB(\omega), WSB(\omega) > 0$ is equivalent to $\omega_1 \neq \omega_2$. Note that in the univariate setting $M = 1$ (see (Behr et al., 2017)) it always holds that $ASB(\omega) \leq WSB(\omega)$. This is in contrast to the multivariate setting with arbitrary M as considered here. For example, when $M = m$ and $\omega = I_{m \times m}$ equals the identity matrix, then $ASB(I_{m \times m}) = \sqrt{M} \min_{i=1, \dots, k-1} |a_{i+1} - a_i| > 0 = WSB(I_{m \times m})$.

Second, we discuss conditions on \mathbf{F} . In order to identify ω from \mathbf{G} it is necessary that the sources $\mathbf{F}_1, \dots, \mathbf{F}_m$ differ sufficiently much. For instance, if $\mathbf{F}_1 = \dots = \mathbf{F}_m$ then $\mathbf{G} = \mathbf{F}_1$ irrespective of ω . Here, we employ the *separability* condition from Behr and Munk (2017), which provides a sufficient variability of \mathbf{F} and guarantees identifiability. More precisely, separability guarantees that for each $i = 1, \dots, m$ there exists some $j = 1, \dots, n$ where \mathbf{F}_{ji} takes the second smallest alphabet value and all other sources $\mathbf{F}_{ki}, k \neq j$, take the smallest alphabet value. As the alphabet is of the form (4), this is equivalent to

$$\omega_1, \dots, \omega_m \in \{\mathbf{G}_1, \dots, \mathbf{G}_n\} \quad \Leftrightarrow \quad e^1, \dots, e^m \in \{\mathbf{F}_1, \dots, \mathbf{F}_n\}, \quad (8)$$

where e^i denotes the i -th unit vector. Note that for the simple example from above with $\mathfrak{A} = \{0, 1\}, m = 2, M = 1$ this is analog to $\mathbf{F}_1 \neq \mathbf{F}_2$.

In summary, we denote a pair (ω, \mathbf{F}) in MABS as δ -separable if (8) holds for the sources \mathbf{F} and $\min(ASB(\omega), WSB(\omega)) \geq \delta$. If $\delta > 0$, in Theorem 2.2, we extend (Behr et al., 2017, Theorem 1.4) for $M = 1$ to arbitrary $M \in \mathbb{N}$ and show that δ -separability provides perturbation stability for MABS via the parameter δ , yielding exact recovery for the sources \mathbf{F} in a neighborhood of the mixture \mathbf{G} , that is for $(\omega, \mathbf{F}), (\omega, F)$ both δ -separable

$$\begin{aligned} & \max_{j=1, \dots, n} \|(\mathbf{F}\omega)_j - (F\omega)_j\| < c(\delta) \\ \Rightarrow & \mathbf{F} = F \text{ and } \max_{i=1, \dots, m} \|\omega_i - \omega_i\| < c(\delta), \end{aligned} \quad (9)$$

where $c(\delta) \rightarrow 0$ as $\delta \rightarrow 0$.

Minimax estimation The main contribution of this paper (see Section 3 and 4) is to derive estimators for the unknown quantities \mathbf{F} and $\boldsymbol{\omega}$, which are asymptotically minimax optimal (up to constants) for prediction (as $n, M \rightarrow \infty$) and estimation (as $M \rightarrow \infty$), where we assume the number of sources m and the alphabet \mathfrak{A} to be fixed and known. The aim is to study the influence of all quantities on recovery as $n, M \rightarrow \infty$, where the total sample size is nM . It is intuitive that increasing M makes inference on \mathbf{F} in (1) easier (we observe more mixtures of the same sources) while inference on $\boldsymbol{\omega}$ becomes more difficult (the dimension of $\boldsymbol{\omega}$ and thus the number of parameters to be estimated increases with M). In contrast, increasing n makes inference on \mathbf{F} more difficult (the dimension of \mathbf{F} and thus the number of parameters to be estimated increases with n) while inference on $\boldsymbol{\omega}$ becomes easier (we observe more samples from the the same mixture matrix $\boldsymbol{\omega}$). This is quantified in Theorem 3.1 (lower bound) and Theorem 3.3 (upper bound) which provide under weak identifiability conditions the minimax rate for the prediction error as

$$\frac{\sigma^2 m}{n} + \frac{\sigma e^{-c \frac{M}{\sigma^2}}}{n\sqrt{M}} \lesssim \inf_{\hat{\theta}} \sup_{\mathbf{F}, \boldsymbol{\omega}} \mathbb{E}_{\mathbf{F}\boldsymbol{\omega}} \left(\frac{\|\hat{\theta} - \mathbf{F}\boldsymbol{\omega}\|^2}{nM} \right) \lesssim \frac{\sigma^2 m}{n} + \frac{\sigma e^{-c' \frac{M}{\sigma^2}}}{n\sqrt{M}}, \quad (10)$$

whenever $\ln(n)/M \rightarrow 0$, $M/n \rightarrow 0$. Further, we show that the least squares estimator (LSE) achieves this rate. Here \lesssim and \gtrsim denote inequalities up to a universal constant which does not depend on any model parameter and $c = c(m, \mathfrak{A})$, $c' = c'(m, \mathfrak{A}) > 0$ are positive constants. A major consequence of (10) is that when $M \gg \ln(n)$ the unknown design matrix \mathbf{F} in the linear model (1) does not play much of a role for the prediction error. In particular, for $M \gg \ln(n)$ the precise form of the alphabet \mathfrak{A} does not influence the prediction rate. The alphabet only enters in the second term, that is, it determines the constant of the $\mathcal{O}(\ln(n))$ mixtures needed to remove the influence of the unknown design \mathbf{F} in (1). This dependence on \mathfrak{A} does not coincide for our lower and upper bound and it seems natural that the precise constant is not a simple feature of \mathfrak{A} . In our simulation study in Section 6 we analyze the dependence on \mathfrak{A} further.

The exact recovery result in (9) puts the basis to relate the prediction error $\|\hat{\theta} - \mathbf{F}\boldsymbol{\omega}\|$ in (10) to the estimation error via the metric

$$d((\mathbf{F}, \boldsymbol{\omega}), (F, \omega)) = (\sqrt{M}/m) \mathbf{1}_{\mathbf{F} \neq F} + \max_{i=1, \dots, m} \|\boldsymbol{\omega}_i - \omega_i\| \quad (11)$$

(see Theorem 4.2), where the scaling factor \sqrt{M}/m naturally arises from the dimensionality of $\|\boldsymbol{\omega}_i - \hat{\omega}_i\|$. In Theorem 4.3 we show that

$$\begin{aligned} \sigma^2 c_1 + \frac{\sigma}{\sqrt{M}} c_2 e^{-c \frac{M}{\sigma^2}} &\lesssim \inf_{\hat{F}, \hat{\omega}} \sup_{\mathbf{F}, \boldsymbol{\omega}} \mathbb{E}_{\mathbf{F}\boldsymbol{\omega}} \left(\frac{d((\mathbf{F}, \boldsymbol{\omega}), (\hat{F}, \hat{\omega}))^2}{M} \right) \\ &\lesssim \sigma^2 c'_1 + \frac{\sigma}{\sqrt{M}} c'_2 e^{-c' \frac{M}{\sigma^2}}, \end{aligned} \quad (12)$$

whenever $\ln(n)/M \rightarrow 0$, $M/n \rightarrow 0$, with $c_1 = c_1(m, n, \mathfrak{A})$, $c_2 = c_2(m, n, \mathfrak{A})$, $c'_1 = c'_1(m, \mathfrak{A})$, $c'_2 = c'_2(m, \mathfrak{A}) > 0$ positive constants and this rate is achieved by the LSE.

A major consequence of (12) is that also for the estimation error if $M \gg \ln(n)$ the unknown \mathbf{F} in (1) does not play much of a role.

Mostly related to our results is (Pananjady et al., 2017), who also considered model (1), but with \mathbf{F} being an arbitrary design matrix (without finite alphabet constraint) which is unknown only up to a permutation matrix. They derive minimax prediction rates for this model and show that the LSE obtains the optimal rates (up to log-factors). They also consider the case where \mathbf{F} is unknown up to a selection matrix (i.e. not every row of the design necessarily appears in the data \mathbf{Y} and some rows might be selected several times). One can rewrite the MABS model in an analog way, to obtain a model as in (1) where the design matrix equals $\mathbf{F} = \mathbf{\Pi}A$, with $\mathbf{\Pi}$ an unknown selection matrix and A being the matrix where the rows constitute of all different combinations of alphabet values (see Section 2). Pananjady et al. (2017) consider general A and derive minimax prediction rates of the form

$$\inf_{\hat{\theta}} \sup_{\mathbf{\Pi}A\boldsymbol{\omega}} \mathbb{E}_{\mathbf{\Pi}A\boldsymbol{\omega}} \left(\frac{1}{nM} \|\hat{\theta} - \mathbf{\Pi}A\boldsymbol{\omega}\|^2 \right) \approx \frac{\sigma^2 m}{n} + \frac{\sigma^2 (\ln(n))}{M}, \quad (13)$$

where the log-term only appears in their upper bound. In our situation, where we assume a specific finite alphabet for the design matrix, thus a specific matrix A , the second term in the minimax rate becomes exponential in M instead of parametric. The rate (13) is obtained in (Pananjady et al., 2017) by treating the whole matrix $\mathbf{\Pi}A$ as unknown. Here we can exploit a specific structure of A and thus obtain a faster rate. Note that, just as in our setting (see (10)), Pananjady et al. (2017) obtain with (13) that whenever $\ln(n) \gg M$ the unknown permutation $\mathbf{\Pi}$ does not play much of a role for the prediction error. The major difference, however, is that under the finite alphabet we can now provide identifiability conditions on $\mathbf{F} = \mathbf{\Pi}A$ and $\boldsymbol{\omega}$ in (1) and thus, in contrast to Pananjady et al. (2017), we do obtain estimators for $\boldsymbol{\omega}$ and $\mathbf{\Pi}$ and bounds for the estimation error. By regularizing the model in an appropriate way, we obtain the minimax estimation rate for $M \rightarrow \infty$ for \mathbf{F} and $\boldsymbol{\omega}$ up to constants and show that it is achieved by the LSE.

Our theoretical findings show that the LSE achieves optimal rates, both for the prediction error and for the estimation error. Unfortunately, we are not aware of any polynomial time algorithm for exact computation of the LSE. In fact, Pananjady et al. (2016) have shown that the LSE for their problem (see Section 5 for details) is NP-hard to compute. We conjecture that this is the case here, too. Therefore, in Section 5 we propose a simple iterative Lloyd's algorithm to approximate the LSE, where simulations suggest similar rates as for the LSE. In particular, simulations show that the Lloyd's algorithm outperforms standard methods to estimate the underlying signal $\mathbf{F}\boldsymbol{\omega}$ (not \mathbf{F} and $\boldsymbol{\omega}$ separately), which do not take the finite alphabet structure into account, like, e.g., singular value (SV) thresholding, as proposed in (Pananjady et al., 2017).

Related work Note that model (1) with either of both, \mathbf{F} or $\boldsymbol{\omega}$, known corresponds to standard models in statistics: If \mathbf{F} is known, (1) is a classical multivariate LM. If $\boldsymbol{\omega}$ is known, the finite alphabet assumption turns model (1) into a clustering problem with

known centers $\{a\omega : a \in \mathfrak{A}^m\}$. In contrast, in MABS both, \mathbf{F} and ω , are unknown. Hence, MABS can be seen as a hybrid model of clustering and parameter estimation, but has received rather few attention so far. Only some specific instances of MABS, e.g., specific alphabets, have been considered previously, see, for example, (Talwar et al., 1996; Pajunen, 1997; Diamantaras, 2006; Van der Veen, 1997). However, all these works only focus on algorithms (often in the noiseless case), but do not provide any theory for a statistical model as in (1).

Identifiability for finite alphabet sources has been considered e.g., in (Talwar et al., 1996; Diamantaras, 2006), see (Behr and Munk, 2017) for recent results. From there the separability condition, which is employed in this paper, is borrowed. Here, we extend the identifiability result of (Behr and Munk, 2017) to a stable and exact recovery result for an arbitrary mixture dimension $M \in \mathbb{N}$ (see Theorem 2.2). The univariate case $M = 1$ was considered in (Behr et al., 2017), where the temporal structure of a change-point regression setting allows recovery of sources and mixing weights. Here, we treat mixtures with arbitrary dimension $M \in \mathbb{N}$ and the validity of our methodology now results from observing M (possibly different) mixtures of the same sources. In particular, we do not require any “temporal” structure as in the univariate case. In summary, rigorous statistical modeling, methodology, and theory for the MABS problem as in (1) was entirely lacking, to best of our knowledge, prior to this work.

A similar problem as in (Pananjady et al., 2017), which we discussed above, was considered in (Pananjady et al., 2016). However, they assume $M = 1$ (not general $M \in \mathbb{N}$ as in this paper) and unknown permutation matrices $\mathbf{\Pi}$, which is more restrictive than general selection matrices, as considered here. Moreover, they assumed a random design A with Gaussian entries, in contrast to MABS where A is a fixed finite alphabet matrix. This makes the analysis severely different, as the finite alphabet assumption allows to separate $\mathbf{\Pi}$ and ω from their mixture $\mathbf{\Pi}A\omega$. In their setting, they give a sharp condition on the signal to noise ratio $\|\omega\|/\sigma$ and the number of observations n under which it is possible to exactly recover the permutation $\mathbf{\Pi}$ with large probability. They show that the LSE recovers $\mathbf{\Pi}$ with large probability whenever this is possible. Unnikrishnan et al. (2015) study a similar model as Pananjady et al. (2016) but mainly focus on the noiseless case. They also consider a random design for A (in contrast to MABS). They focus on recovery of ω (not on $\mathbf{\Pi}$) and show that whenever $n > 2m$ with probability one ω can be recovered from the (noiseless) observations Y . Marques et al. (2009) consider a similar model as Pananjady et al. (2017) in the context of object recognition, where $m = 3$ and $M = 2$. There $m = 3$ corresponds to the dimension of an object, $M = 2$ to the dimension of a photo of this object, and the unknown mixture matrix ω to an unknown camera perspective. They also focus on recovery of the unknown permutation $\mathbf{\Pi}$. Their results basically require that sufficiently many of the n permutations are known in advance, which is a rather strong assumption.

A structural similarity to MABS appears in nonnegative matrix factorization (NMF), where one assumes (1) with \mathbf{F} and ω both non-negative (Lee and Seung, 1999; Donoho and Stodden, 2004; Arora et al., 2012). Here, however, we do have the additional assumption of a finite alphabet for the sources \mathbf{F} , which leads to a model structure more related to a classification problem. Hence, estimation rates are expected to be in a

completely different regime, although, we stress that we are not aware of any minimax results for NMF, as derived here for MABS. Further, it should be stressed that from a computational perspective both models are very different, as NMF algorithms usually do not allow to incorporate a finite alphabet assumption. An exception is binary matrix factorization (Li, 2005), where both, \mathbf{F} and $\boldsymbol{\omega}$ are assumed to have binary entries. There, however, also the data matrix \mathbf{Y} is assumed to be binary, which makes both, theory as well as computations very different.

The separability conditions (δ -IC 1) and (IC 2), which we employ here, are closely related to standard conditions for NMF (Donoho and Stodden, 2004; Arora et al., 2012), from where the notation *separable* originates. The proofs of these conditions are, however, not similar. Whereas in MABS they are build on combinatorics, in NMF they are build on geometric considerations. More details on the relation between separability in MABS, as it is employed here, and separability in NMF can be found, for example, in (Behr et al., 2017; Behr and Munk, 2017).

Another related problem occurs in Independent Component Analysis (ICA) (see e.g., (Comon, 1994)), which is based on the stochastic independence of the different sources (assumed to be random and non-Gaussian) and which assumes i.i.d. observations from the mixture distribution. Here we do not make any distributional assumption on the different sources. We rather treat them as deterministic and fixed, which reveals the MABS model (1) rather as a regression problem. Also related is statistical seriation (Flammarion et al., 2016) which, just as the MABS model, relates to a “classical” model with additional combinatorial uncertainty. There, however, \mathbf{F} in (1) is itself a permutation matrix and $\boldsymbol{\omega}$ is assumed to have unimodal rows, which is a rather different setting. Interestingly, just as in this paper for MABS, (Flammarion et al., 2016) obtain that the LSE is (almost) minimax optimal for the statistical seriation problem.

Organization of the paper The paper is organized as follows. In Section 2 we introduce the MABS model and corresponding identifiability conditions. From this we derive stable recovery under suitable regularization, see Theorem 2.2. In Section 3 we derive lower bounds (Theorem 3.1) and upper bounds (Theorem 3.3) for the minimax prediction rate. In Section 4 we give an upper bound for the classification error (Corollary 4.1) and, based on this, lower and upper bounds for the minimax estimation rate (Theorem 4.3). A Lloyd’s algorithm for approximating the LSE is proposed in Section 5 and simulation results are given in Section 6. We conclude in Section 7. All proofs are postponed to the supplement.

2 Model assumptions and identifiability

It is illustrative to rewrite the MABS model to highlight its combinatorial structure. To this end, we rewrite the unknown finite alphabet design matrix $\mathbf{F} \in \mathfrak{A}^{n \times m}$ as a product of an unknown selection matrix $\mathbf{\Pi}$ and the known design matrix \mathbf{A} with rows consisting of all different alphabet combinations in \mathfrak{A}^m . Then the MABS model (1) is

equivalent to

$$Y = \Pi A \omega + Z, \quad (14)$$

with an unknown selection matrix

$$\Pi \in \{0, 1\}^{n \times k^m}, \quad \sum_{j=1}^n \Pi_{ij} = 1 \quad \forall i = 1, \dots, n, \quad (15)$$

and known finite alphabet design matrix

$$A := \begin{pmatrix} 0 & 0 & 0 & \dots & 0 & 0 & 0 \\ 0 & 0 & 0 & \dots & 0 & 0 & 1 \\ 0 & 0 & 0 & \dots & 0 & 0 & a_3 \\ & & & \vdots & & & \\ 0 & 0 & 0 & \dots & 0 & 0 & a_k \\ 0 & 0 & 0 & \dots & 0 & 1 & 0 \\ & & & \vdots & & & \\ a_k & a_k & a_k & \dots & a_k & a_k & a_k \end{pmatrix} \in \{0, 1, a_3, \dots, a_k\}^{k^m \times m}, \quad (16)$$

where the rows of A constitute all different vectors in \mathfrak{A}^m (recall the alphabets as in (4)). Further, the unknown mixing matrix $\omega \in \Omega_{m,M}$ is as before in (1) and we assume i.i.d. normal noise $Z_{ij} \sim \mathcal{N}(0, \sigma^2)$, $i = 1, \dots, n$, $j = 1, \dots, M$, with unknown variance σ^2 . As discussed in the introduction, we employ δ -separability on Π and ω to guarantee identifiability and stable recovery. That is, for $\omega \in \Omega_{m,M}$ and $\delta > 0$, we assume the identifiability condition (IC)

$$\min(ASB(\omega), WSB(\omega)) \geq \delta. \quad (\delta\text{-IC } 1)$$

The separability condition for F in (8) now translates to Π in (15) as follows. Π is separable if and only if $F = \Pi A$ is separable, namely,

$$\exists j_1, \dots, j_m \in \{1, \dots, n\} \text{ such that } ((\Pi A)_{rs})_{\substack{r=j_1, \dots, j_m \\ s=1, \dots, m}} = I_{m \times m}, \quad (\text{IC } 2)$$

that is, if Π selects at least once each of the unit vectors e^1, \dots, e^m .

Theorem 2.1 (Behr and Munk, 2017, Theorem 4.1).

Consider the MABS model (14). Then, for any $\delta > 0$ under $(\delta\text{-IC } 1)$ and $(\text{IC } 2)$, (ω, Π) is identifiable:

If $(\omega, \Pi), (\omega, \Pi)$ both satisfy $(\delta\text{-IC } 1)$ and $(\text{IC } 2)$ for some $\delta > 0$, then $\Pi A \omega = \Pi A \omega$ implies $\omega = \omega$ and $\Pi = \Pi$.

The following theorem shows how the parameter δ in $(\delta\text{-IC } 1)$ regularizes the space of possible mixtures $\Pi A \omega$ in such a way that stable recovery is obtained within perturbations of $G = \Pi A \omega$.

Theorem 2.2 (Exact recovery).

Consider the MABS model (14). Fix $\delta > 0$ and let $0 < \epsilon < \delta/(1 + ma_k)$. Assume that $(\delta\text{-IC } 1)$ and $(\text{IC } 2)$ hold for $(\boldsymbol{\omega}, \boldsymbol{\Pi}), (\boldsymbol{\omega}, \Pi)$. If

$$\max_{j=1,\dots,n} \|(\boldsymbol{\Pi}A\boldsymbol{\omega})_{j\cdot} - (\Pi A\boldsymbol{\omega})_{j\cdot}\| < \epsilon,$$

1. then $\max_{i=1,\dots,m} \|\boldsymbol{\omega}_{i\cdot} - \omega_{i\cdot}\| < \epsilon$ and
2. $\boldsymbol{\Pi} = \Pi$.

In words, whenever two δ -separable mixtures are close enough, the corresponding weights are also close and the corresponding sources are even the same.

Remark 2.3 (Converse exact recovery).

Note that the converse direction of Theorem 2.2 also holds up to a constant factor. More precisely, for any $\epsilon > 0$, if for some $(\boldsymbol{\omega}, \boldsymbol{\Pi}), (\boldsymbol{\omega}, \Pi)$ it holds that $\max_{i=1,\dots,m} \|\boldsymbol{\omega}_{i\cdot} - \omega_{i\cdot}\| < \epsilon$ and $\boldsymbol{\Pi} = \Pi$, then $\max_{j=1,\dots,n} \|(\boldsymbol{\Pi}A\boldsymbol{\omega})_{j\cdot} - (\Pi A\boldsymbol{\omega})_{j\cdot}\| < ma_k\epsilon$. This follows directly from the triangle inequality.

Remark 2.4 (Separability for general mixing weights).

For arbitrary mixing matrices, not necessarily positive and summing up to one, $\boldsymbol{\omega} \in \{\boldsymbol{\omega} \in \mathbb{R}^{m \times M} : 0 < \|\boldsymbol{\omega}_{1\cdot}\| < \dots < \|\boldsymbol{\omega}_{m\cdot}\|\}$, separability (IC 2) can be defined analogously, where the uncertainty about sign and scaling of the weights leads to additional vectors which must be selected by $\boldsymbol{\Pi}$ to guarantee identifiability, see (Behr and Munk, 2017, Theorem 7.1). Theorem 2.1 and 2.2 can be adapted accordingly.

Analog to δ which regularizes the identifiability condition on $\boldsymbol{\omega}$, we further introduce a second parameter which regularizes separability of $\boldsymbol{\Pi}$ in (IC 2). To this end, ΠA is denoted as Λ -separable, if the i -th unit vector e^i appears in ΠA at least Λ times for each $i = 1, \dots, m$, that is

$$\#\{j \in \{1, \dots, n\} : (\Pi A)_{j\cdot} = e^i\} \geq \Lambda \quad \text{for all } i = 1, \dots, m. \quad (\Lambda\text{-IC } 2)$$

Thus, for fixed alphabet \mathfrak{A} , number of sources m , and A as in (16), we consider the parameter space of (δ, Λ) -regularized response matrices $\mathcal{N}_{n,M}^{\delta,\Lambda} =$

$$\mathcal{N}^{\delta,\Lambda} := \{\Pi A\boldsymbol{\omega} : \boldsymbol{\omega} \in \Omega_{m,M}, \Pi \text{ as in (15) with } (\delta\text{-IC } 1), (\Lambda\text{-IC } 2)\}. \quad (17)$$

3 Minimax rates for the prediction error

The following theorem gives a lower bound on the minimax prediction error in the MABS model. To this end, for the fixed alphabet \mathfrak{A} , define the smallest pairwise difference

$$\Delta\mathfrak{A}_{\min} := \min\{|a - a'| : a \neq a' \in \mathfrak{A}\}. \quad (18)$$

Theorem 3.1 (Lower bound).

Consider the MABS model (14) with (δ, Λ) -regularized parameter space $\mathcal{N}^{\delta, \Lambda}$ as in (17). Further, assume that $\sigma/\sqrt{8} < \delta \leq \sqrt{M}(\Delta \mathfrak{A}_{\min})^2(90a_k m)^{-1}$ and $1 \leq \Lambda \leq \lfloor n/m \rfloor$. Let $\min(n, M) \geq 2m$. Then

$$\inf_{\hat{\theta}} \sup_{\Pi A \omega \in \mathcal{N}^{\delta, \Lambda}} \mathbb{E}_{\Pi A \omega} \left(\|\hat{\theta} - \Pi A \omega\|^2 \right) \geq 0.4M \left(\frac{1}{(m-1)\sigma^2} + \frac{288m^5 a_k^2}{(\Delta \mathfrak{A}_{\min})^2 n} \right)^{-1} + \frac{1}{2} \sigma \delta e^{-\frac{\delta^2}{8\sigma^2}}.$$

The next theorem gives an upper bound on the minimax prediction error. If δ and Λ are chosen appropriately, it almost coincides with the lower bound from Theorem 3.1 (see Corollary 3.4). This upper bound is achieved by the LSE

$$\hat{\theta} \in \operatorname{argmin}_{\tilde{\theta} \in \mathcal{N}^{\delta, \Lambda}} \|Y - \tilde{\theta}\|^2. \quad (19)$$

Remark 3.2 (LSE).

- a) (Existence) The LSE $\hat{\theta}$ exists, that is the minimum in (19) is attained. To see this, note that $\mathcal{N}^{\delta, \Lambda} =$

$$\bigcup_{\Pi \text{ } \Lambda\text{-separable}} \{ \Pi A \omega : \omega \in \Omega_{m, M}, \min(ASB(\omega), WSB(\omega)) \geq \delta \} \quad (20)$$

is a finite union of closed, bounded in $[0, a_k]^{n \times M}$, hence, compact sets.

- b) (Uniqueness) $\hat{\theta}$ is not always unique, but the upper bound in Theorem 3.3 holds for any minimizer. A counterexample is the following. Let $n = m = 2$, $M = 1$, $\Lambda = 1$, $\mathfrak{A} = \{0, 1, 2\}$, and $\delta = 0.01$. By separability, $\hat{\Pi}A$ is restricted to the identity matrix. Thus

$$\begin{aligned} \operatorname{argmin}_{\tilde{\theta} \in \mathcal{N}^{\delta, \Lambda}} \|Y - \tilde{\theta}\|^2 &= \operatorname{argmin}_{\omega \in \Omega_{2, 1}^{\delta}} \|Y - \omega\|^2 \\ &= \operatorname{argmin}_{\omega \in \Omega_{2, 1}^{\delta}} \omega_1^2 - (1 + Y_1 + Y_2)\omega_1, \end{aligned}$$

with $\omega_1 = 1 - \omega_2$. Simple calculations give that $\Omega_{2, 1}^{\delta} = \{(\omega_1, 1 - \omega_1)^{\top} : \omega_1 \in [0.1, 3/10] \cup [11/30, 0.45]\}$. If the observations Y_1, Y_2 are such that $(1 + Y_1 + Y_2)/2 = 1/3$, it is easy to check that

$$\operatorname{argmin}_{\omega \in \Omega_{2, 1}^{\delta}} \omega_1^2 - (1 + Y_1 + Y_2)\omega_1 = \{(3/10, 7/10)^{\top}, (11/30, 19/30)^{\top}\}.$$

- c) (Computation) We are not aware of an efficient implementation of the LSE and we speculate that this is an NP-hard problem in general (see the discussion in Section 5). In Section 5 an iterative Lloyd's algorithm for its approximation is proposed.

Theorem 3.3 (Upper bound).

Consider the MABS model (14) with (δ, Λ) -regularized parameter space $\mathcal{N}^{\delta, \Lambda}$ as in (17) and let $\hat{\theta}$ be the LSE in (19). Then

$$\begin{aligned} & \sup_{\Pi A \omega \in \mathcal{N}^{\delta}} \mathbb{E}_{\Pi A \omega} \left(\|\hat{\theta} - \Pi A \omega\|^2 \right) \\ & \leq 4\sigma^2 m M + 12\sigma n^2 k^m m^{7/2} a_k^3 \frac{M^{5/2}}{\sqrt{\Lambda \delta}} e^{-\frac{\Lambda \delta^2}{8(mM+1)(1+ma_k)^2 \sigma^2}}. \end{aligned}$$

Let throughout the following \gtrsim and \lesssim denote inequalities up to a universal constant which does not depend on any model parameter. Further, for some constants $c_1, c_2 > 0$ as in Corollary 3.4 assume that

$$\begin{aligned} M & \geq \frac{144\sigma^2 m^3 a_k^3}{c_2 c_1^2} \left(2\ln(n) + 2\ln(M) + \ln(a_k^3 m^{7/3} k^m) \right), \\ n & \geq \min \left(\frac{m^6 a_k^2 \sigma^2}{(\Delta \mathfrak{A}_{\min})^2}, 2c_2 m M \right). \end{aligned} \quad (21)$$

Note that (21) holds eventually, whenever $\ln(n)/M \rightarrow 0$ and $M/n \rightarrow 0$.

Corollary 3.4 (Minimax prediction rate).

Assume the setting of Theorem 3.3, such that $\delta = c_1 \sqrt{M}$ and $\Lambda = c_2 M \geq 1$ for some constants $c_1, c_2 > 0$. Further, assume that $\sigma/\sqrt{8M} < c_1 < (\Delta \mathfrak{A}_{\min})^2 (90a_k m)^{-1}$. Then, whenever (21) holds,

$$\begin{aligned} \inf_{\hat{\theta}} \sup_{\Pi A \omega \in \mathcal{N}^{\delta, \Lambda}} \mathbb{E}_{\Pi A \omega} \left(\frac{1}{nM} \|\hat{\theta} - \Pi A \omega\|^2 \right) & \gtrsim \frac{\sigma^2 m}{n} + \frac{\sigma c_1}{n \sqrt{M}} e^{-\frac{c_1^2}{8} \frac{M}{\sigma^2}}, \\ \inf_{\hat{\theta}} \sup_{\Pi A \omega \in \mathcal{N}^{\delta, \Lambda}} \mathbb{E}_{\Pi A \omega} \left(\frac{1}{nM} \|\hat{\theta} - \Pi A \omega\|^2 \right) & \lesssim \frac{\sigma^2 m}{n} + \frac{\sigma}{\sqrt{c_2 c_1 n \sqrt{M}}} e^{-c \frac{M}{\sigma^2}}, \end{aligned}$$

with $c := c_2 c_1^2 / (16m^3(1+a_k)^2)$, and the LSE achieves the second inequality.

Remark 3.5 (Separability as $M \rightarrow \infty$).

Note that the assumption $\delta = c_1 \sqrt{M}$ and $\Lambda = c_2 M$ for some constants c_1, c_2 in Corollary 3.4 is not very restrictive. For example, when ω is uniformly distributed, the $ASB(\omega)$ in (δ -IC 1) grows with rate \sqrt{M} , that is $ASB(\omega)/\sqrt{M} \geq c_1$ for some constant c_1 asymptotically with probability one as $M \rightarrow \infty$, see Lemma S2.2. Further, by (Behr and Munk, 2017, Theorem 5.1), when $\mathbf{F} = \Pi A$ is chosen such that \mathbf{F}_{ij} , $i = 1, \dots, n$, $j = 1, \dots, m$, are independent and take any value in \mathfrak{A} equally likely, for Λ as in (Λ -IC 2) it holds that $\Lambda/M \geq c_2$ for any $c_2 > 0$ with probability one, as $n/M \rightarrow \infty$.

Corollary 3.4 sheds light on the specific tradeoff between n and M regarding the prediction error of $\Pi A \omega$. The dependence on M vanishes exponentially fast (as long as $\ln(n)/M \rightarrow 0$ and $M/n \rightarrow 0$). Hence, for sufficiently large M the prediction rate is dominated by its first term, which is parametric in n . Thus, as long as $\ln(n)/M \rightarrow 0$

and $M/n \rightarrow 0$ the unknown selection matrix $\mathbf{\Pi}$ in the linear model (14) does not play much of a role. Put it differently, if, in a multivariate linear model (1) the dimension M (the number of mixtures of the BSS problem (2)) is at least of order $\mathcal{O}(\ln(n))$, then, under weak identifiability conditions, for the estimation accuracy of the signal $\mathbf{F}\boldsymbol{\omega}$ it is irrelevant whether the design \mathbf{F} is completely known or it is only known up to a finite set of possible values for its entries. This observation was already made for the more general setting of arbitrary design A with unknown selection matrices $\mathbf{\Pi}$ in (Pananjady et al., 2017). However, here the additional assumption of the given finite alphabet constraint leads to a much faster decay (recall our discussion in the introduction). More importantly, the finite alphabet assumption provides identifiability and hence, allows separation of $\boldsymbol{\omega}$ and $\mathbf{\Pi}$, such that the results on the prediction error can be extend to the estimation error, as we will show in the following. This is not possible for the more general setting as in (Pananjady et al., 2017).

4 Estimation error

From the proof of Theorem 3.3 it is easy to derive the following upper bound on the maximal classification error $\mathbf{P}(\hat{\mathbf{\Pi}} \neq \mathbf{\Pi})$.

Corollary 4.1 (Upper bound on classification error).

Assume the setting of Corollary 3.4 and let $\hat{\theta}$ be the LSE in (19). Then, whenever (21) holds

$$\sup_{\mathbf{\Pi}A\boldsymbol{\omega} \in \mathcal{N}^{\delta, \Lambda}} P_{\mathbf{\Pi}A\boldsymbol{\omega}}(\hat{\mathbf{\Pi}} \neq \mathbf{\Pi}) \lesssim \frac{\sigma}{\sqrt{c_2 c_1 n \sqrt{M}}} e^{-\frac{c_2 c_1^2}{16m^3(1+a_k)^2} \frac{M}{\sigma^2}}. \quad (22)$$

In order to derive lower bounds for the maximal estimation error, one can combine Corollary 3.4 with Theorem 2.2. To this end, recall the metric d in (11) with \mathbf{F} replaced by $\mathbf{\Pi}$, which combines the classification $\hat{\mathbf{\Pi}} \neq \mathbf{\Pi}$ and estimation $\|\boldsymbol{\omega}_i - \hat{\boldsymbol{\omega}}_i\|$ error. The metrics $d((\mathbf{\Pi}, \boldsymbol{\omega}), (\mathbf{\Pi}, \boldsymbol{\omega}))$ and $\|\mathbf{\Pi}A\boldsymbol{\omega} - \mathbf{\Pi}A\boldsymbol{\omega}\|$ are locally equivalent on $\mathcal{N}^{\delta, 1}$ as the following theorem shows.

Theorem 4.2.

Let $\mathbf{\Pi}A\boldsymbol{\omega}, \mathbf{\Pi}'A\boldsymbol{\omega}' \in \mathcal{N}^{\delta, 1}$ as in (17), then

1.

$$d((\mathbf{\Pi}, \boldsymbol{\omega}), (\mathbf{\Pi}', \boldsymbol{\omega}')) \geq \|\mathbf{\Pi}A\boldsymbol{\omega} - \mathbf{\Pi}'A\boldsymbol{\omega}'\|/(\sqrt{n}ma_k),$$

2. *if $\|\mathbf{\Pi}A\boldsymbol{\omega} - \mathbf{\Pi}'A\boldsymbol{\omega}'\| \leq \delta/(1 + ma_k)$, then*

$$d((\mathbf{\Pi}, \boldsymbol{\omega}), (\mathbf{\Pi}', \boldsymbol{\omega}')) \leq \|\mathbf{\Pi}A\boldsymbol{\omega} - \mathbf{\Pi}'A\boldsymbol{\omega}'\|.$$

The following theorem shows that the LSE is not only asymptotically minimax rate optimal for the prediction error as in Corollary 3.4, but also as $M \rightarrow \infty$ minimax rate optimal for the estimation error in terms of the metric d in (11).

Theorem 4.3 (Minimax estimation rate).

Assume the setting of Corollary 3.4. Then, whenever (21) holds

$$\begin{aligned} \inf_{\hat{\Pi}, \hat{\omega}} \sup_{\Pi, \omega} \mathbb{E}_{\Pi A \omega} \left(d \left((\Pi, \omega), (\hat{\Pi}, \hat{\omega}) \right)^2 \right) &\gtrsim \sigma^2 M \frac{1}{nm a_k^2} + \sigma \sqrt{M} \frac{c_1}{nm^2 a_k^2} e^{-\frac{c_1^2}{8} \frac{M}{\sigma^2}}, \\ \inf_{\hat{\Pi}, \hat{\omega}} \sup_{\Pi, \omega} \mathbb{E}_{\Pi A \omega} \left(d \left((\Pi, \omega), (\hat{\Pi}, \hat{\omega}) \right)^2 \right) &\lesssim \sigma^2 M \frac{m^3 a_k^2}{c_1^2} + \sigma \sqrt{M} \frac{m^2 a_k^2}{\sqrt{c_2} c_1^3} e^{-c \frac{M}{\sigma^2}}, \end{aligned}$$

with $c := c_2 c_1^2 / (16m^3(1 + a_k)^2)$, and the LSE achieves the second inequality.

Again, Theorem 4.3 shows that when M is sufficiently large, increasing M further does not influence the estimation rate in terms of $d(\cdot, \cdot)^2/M$. Moreover, for M large enough, the minimax estimation rate of $d(\cdot, \cdot)^2/M$ does not increase with n , although the dimension of Π and $\hat{\Pi}$, respectively, increase with n . Thus, if $\ln(n) \ll M$ the unknown selection Π in the linear model (14) does not play much of a role for the estimation rate, as well.

5 A clustering based algorithm

In Section 3 and 4 we have seen that the LSE attains (almost) optimal rates for both, the maximal prediction error and the maximal estimation error (in terms of the metric d in (11)). Unfortunately, we are not aware of any polynomial time algorithm for its exact computation. To this end, note that in (20) for $\Pi \neq \Pi'$, both Λ -separable, Theorem 2.2 implies that the corresponding two sets in the union in (20) are disjoint. Thus, computation of the LSE amounts to minimization over exponentially many (in n) disjoint, compact sets (see also Figure 1.1). Pananjady et al. (2016) have shown that exact computation of the LSE is NP-hard in general, for the MABS model (14) with $M = 1$, but for arbitrary design A (not the specific form in (16)) and restricted to permutation matrices Π (not the bigger class of selection matrices). Although, their results do not directly apply to our setting, it is near at hand that exact computation of the LSE for the MABS model (14) is also not feasible.

Therefore, in the following a Lloyd's algorithm for its approximation is proposed. To ensure minimax optimality in $\mathcal{N}^{\delta, \Lambda}$ the LSE in (19) depends on the regularization parameters (δ, Λ) . For computational purposes consider now the unrestricted case $\delta = \Lambda = 0$. Then, on the one hand, given the selection Π computation of the unrestricted LSE corresponds to a convex optimization problem¹, which can be solved easily with standard techniques, see e.g. (Van den Meersche et al., 2009). On the other hand, given the mixture matrix ω computation of the LSE corresponds to a simple LS clustering with known centers $A\omega \in \mathbb{R}^{K \times M}$. Therefore, an iterative Lloyd's algorithm (see e.g., (Lu and Zhou, 2016)) which starts with a random $\hat{\omega}$ and successively updates $\hat{\Pi}$ and $\hat{\omega}$ can be employed, see Figure 5.1 for details. Note that this algorithm may as well be

¹Note that the condition $0 < \|\omega_1\| < \dots < \|\omega_m\|$ in (3) can be neglected in this optimization step, as for any permutation matrix P it holds that $\|Y - \Pi A \omega\| = \|Y - \Pi A P^{-1} P \omega\|$ and hence, one can reorder the columns of $\hat{\omega}$ and the rows of $\hat{\Pi} A$ subsequently.

```

Input:  $Y, A, t, m$ 
 $\hat{\omega}^1 \leftarrow$  uniform random choice
 $\hat{\Pi}_j.A \leftarrow \operatorname{argmin}_{a \in \mathfrak{A}^m} \|Y_j - a\hat{\omega}^1\|$  for  $j = 1, \dots, n$ 
 $\hat{\omega}^2 \leftarrow \operatorname{argmin}_{\omega} \|Y - \hat{\Pi}A\omega\|^2$ 
while  $\max_{1 \leq i \leq m, 1 \leq j \leq n} |\hat{\omega}_{ij}^1 - \hat{\omega}_{ij}^2| > t$  do
     $\hat{\omega}^1 \leftarrow \hat{\omega}^2$ 
     $\hat{\Pi}_j.A \leftarrow \operatorname{argmin}_{a \in \mathfrak{A}^m} \|Y_j - a\hat{\omega}^2\|$  for  $j = 1, \dots, n$ 
     $\hat{\omega}^2 \leftarrow \operatorname{argmin}_{\omega} \|Y - \hat{\Pi}A\omega\|^2$ 
end while
Return:  $\hat{\omega}^1$  and  $\hat{\Pi}$ .

```

Figure 5.1: Lloyd’s algorithm for approximation of the LSE in the MABS model.

applied to the more general setting of an arbitrary design A with unknown selection matrix Π as in (Pananjady et al., 2017).

Clearly, in each step of the Lloyd’s algorithm $\|Y - \hat{\Pi}A\hat{\omega}\|^2$ decreases and thus, converges to a local minimum of $(\omega, \Pi) \mapsto \|Y - \Pi A\omega\|^2$. In order to reach the global minimum, we propose to compute K realizations of the algorithm in Figure 5.1 (for several random initial values for $\hat{\omega}$) and chose the one which minimizes $(\omega, \Pi) \mapsto \|Y - \Pi A\omega\|^2$. In practice, $t = 0.001$ (see Figure 5.1) and $K = 3$ worked well, usually terminating within 10 iterations. For instance, computation in R for $n = M = 1,000$, $m = 3$, $\mathfrak{A} = \{0, 1\}$ takes about 5 seconds on a desktop computer with intel core i7 processor.

6 Numerical results

In the following, the Lloyd’s algorithm from Figure 5.1 is explored in a simulation study. In particular, we want to compare its performance with the theoretical findings for the LSE from Section 3, which cannot be computed efficiently (see Section 5 and Remark 3.2). Corollary 3.4 yields that the LSE achieves optimal rates for the maximal prediction error. The maximal prediction error cannot be simulated efficiently, as the maximum may be attained at any (ω, Π) . Instead, we simulate the Bayes risk with uniform priors for ω and Π , respectively. As discussed in Remark 3.5, this ensures that $ASB(\omega) \geq c_1\sqrt{M}$ and Π is c_2M -separable, for some constant $c_1, c_2 > 0$ asymptotically almost surely². We simulate the estimator $\hat{\theta} = \hat{\Pi}A\hat{\omega}$ (see Section 5) of Lloyd’s algorithm from Figure 5.1 for $m = 2, 3, 4$ number of sources, alphabets $\mathfrak{A} = \{0, 1\}, \{0, 1, 2, 3\}$, $n = 500, 1000$ number of observations, for $M \in \{1, \dots, 1000\}$, and standard deviation $\sigma = 0.2, 0.5, 1$. Simulation runs were always 100,000.

²A uniform prior for ω does not guarantee $WSB(\omega) \geq c_1\sqrt{M}$ asymptotically almost surely. However, this is more of a technical issue, as one can always consider estimation up to permutation matrices P (recall that $FPP^{-1}\omega = F\omega$), that is one considers the equivalence class $(F, \omega) \sim (FP, P^{-1}\omega)$ for any permutation matrix P .

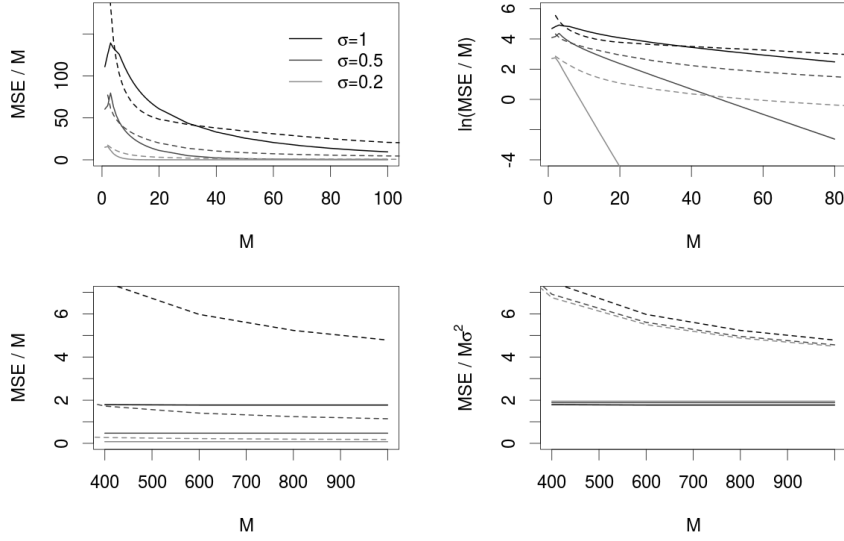


Figure 6.1: Solid lines: Left: Normalized MSE $E(\|\hat{\theta} - \Pi A \omega\|^2)/M$ for the estimator $\hat{\theta} = \hat{\Pi} A \hat{\omega}$ of Figure 5.1 for $m = 3$ sources, a binary alphabet $\mathfrak{A} = \{0, 1\}$, and $n = 500$ observations, for $M \in \{1, \dots, 1000\}$ and $\sigma = 0.2, 0.5, 1$ (lightgray, darkgray, and black line). Top right: MSE on a logarithmic scale. Bottom right: $E(\|\hat{\theta} - \Pi A \omega\|^2)/(M\sigma^2)$. Dashed lines: results for SV thresholding as proposed in (Pananjady et al., 2017).

Dependence on σ Simulations of the mean squared error (MSE) for $m = 3$, $\mathfrak{A} = \{0, 1\}$, $n = 500$, $M \in \{1, \dots, 1000\}$, and $\sigma = 0.2, 0.5, 1$, are shown in Figure 6.1 (solid lines). For larger variances ($\sigma = 0.5, 1$) the top left plot of Figure 6.1 (solid lines) shows a peak at $M = 3$ and for $M > 3$ an exponential decay to some limiting value. For small variance $\sigma = 0.2$ the exponential decay starts already at $M = 1$. The peak can be explained as follows: When the variance is large, i.e., the signal to noise ratio is small, the observations Y in (14) are likely to lie outside of the parameter space $\mathcal{N} \subset [0, 1]^{n \times M}$. Thus, the Lloyd's algorithm prefers parameters in \mathcal{N} which are close to the boundary of $[0, 1]^{n \times M}$. This corresponds to mixing matrices ω with columns equal to unit vectors, which in general are not close to the true underlying mixing matrix and hence, lead to a larger MSE. However, if $M < m$ such ω have zero alphabet separation boundary $ASB(\omega) = 0$ and in particular, small number of possible mixture values. More precisely, for $M < m$ when the columns of ω are unit vectors and $\tilde{\omega}$ is a different mixing matrix with $ASB(\tilde{\omega}) > 0$ then

$$\#\{e\omega : e \in \mathfrak{A}^m\} \leq k^M < k^m = \#\{e\tilde{\omega} : e \in \mathfrak{A}^m\}.$$

Consequently, when $M < m$, mixing matrices ω with columns being unit vectors are not (wrongly) selected by the Lloyd's algorithm and hence, the estimate fits the true underlying parameters better. On the other hand, as the (maximal) number of mixture values k^m does not grow with M , when $M \gg m$ choosing the columns of ω as unit vectors only explores certain small (relatively decreasing with M) areas of the boundary of the parameter space \mathcal{N} and thus does not lead to a better fit of the data, in general. Hence, we find that $M \approx m$ corresponds to the most difficult scenario for the Lloyd's algorithm to recover the signal. However, note that this phenomena does not admit the following interpretation. One might think that for $M \approx m$ estimating each column of ω separately from the corresponding column of the data matrix Y leads to a smaller MSE than estimating the whole matrix ω at once from the whole data Y . This is not true in general, which can be seen by the following example. When $M = 1$ estimation of $\omega \in \mathbb{R}^{m \times 1}$ reduces to estimation of its entries $\omega_{11}, \dots, \omega_{m1}$, as their ordering is determined via the relation $\omega_{11} < \dots < \omega_{m1}$. However, when $M = 2$ estimating its entries ω_{ij} does not determine ω uniquely from the relation $\|\omega_{1\cdot}\| < \dots < \|\omega_{m\cdot}\|$. In particular, combining estimates of single columns of ω is not feasible. The top right plot of Figure 6.1 (solid line) shows the MSE on a logarithmic scale (where we subtracted the limiting value $\lim_{M \rightarrow \infty} \mathbb{E} \left(\|\hat{\theta} - \Pi A \omega\|^2 \right) / M$). Its linearity suggests an exponential decay confirming the bounds in Corollary 3.4. As in Corollary 3.4 the slope in Figure 6.1 (top right, solid line) decreases with σ^2 and the intercept does not depend on σ^2 . The bottom left plot of Figure 6.1 (solid line) shows the limiting value of the MSE. In the bottom right plot of Figure 6.1 (solid line) one observes that, just as in Corollary 3.4, it scales with σ^2 .

Dependence on n Simulations for $m = 3$, $\mathfrak{A} = \{0, 1\}$, $M \in \{1, \dots, 1000\}$, and $n = 500, 1000$ (and $\sigma = 0.2, 0.5$) are shown in Figure 6.2. The top right plot of Figure 6.2 shows an exponential decay. As in Corollary 3.4 the slope does not depend on n and the intercept increases with n . The bottom left plot of Figure 6.2 shows the limiting value of the MSE, just as in Corollary 3.4 it does not depend on n .

Dependence on m Simulations for $\mathfrak{A} = \{0, 1\}$, $n = 500$, $M \in \{1, \dots, 1000\}$, and $m = 2, 3, 4$ (and $\sigma = 0.2, 0.5$) are shown in Figure 6.3. As in the upper bound of Corollary 3.4 the slope in Figure 6.3 top right decreases with m and the intercept does not depend on m . The bottom left plot of Figure 6.3 shows the limiting value of the MSE, just as in Corollary 3.4 it increases with m (scaling with $m - 1$).

Dependence on \mathfrak{A} Simulations for $m = 3$, $n = 500$, $M \in \{1, \dots, 1000\}$, and $\mathfrak{A} = \{0, 1\}, \{0, 1, 2, 3\}$ (and $\sigma = 0.2, 0.5$) are shown in Figure 6.4. The slope in Figure 6.4 top right does not depend on the alphabet. This suggests that in Corollary 3.4 the additional $(1 + ma_k)^2$ term in the upper bound is not necessary. The intercept in Figure 6.4 top right increases with a_k as in Corollary 3.4. The bottom left plot of Figure 6.4 shows the limiting value of the MSE. Just as in Corollary 3.4 it does not depend on the alphabet \mathfrak{A} .

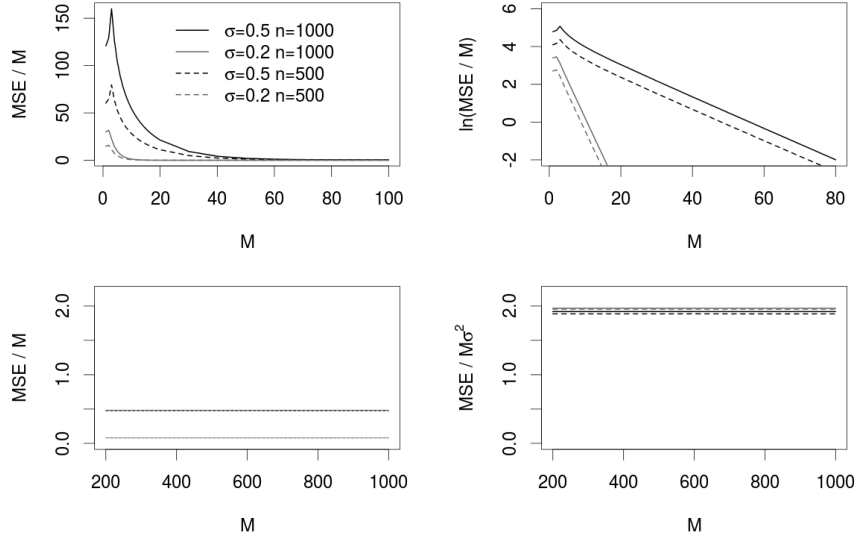


Figure 6.2: As solid lines in Figure 6.1 with $m = 3$, $\mathfrak{A} = \{0, 1\}$, $n = 1000, 500$ (solid and dashed line), and $\sigma = 0.2, 0.5$ (gray and black line).

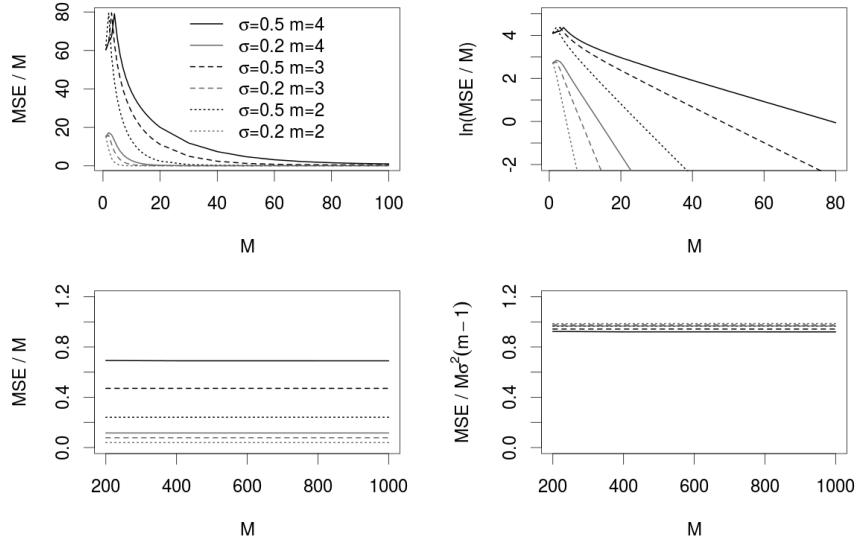


Figure 6.3: As Figure 6.2 with $\mathfrak{A} = \{0, 1\}$, $n = 500$, $m = 2, 3, 4$ (dotted, dashed, and solid line), and $\sigma = 0.2, 0.5$ (gray and black line).

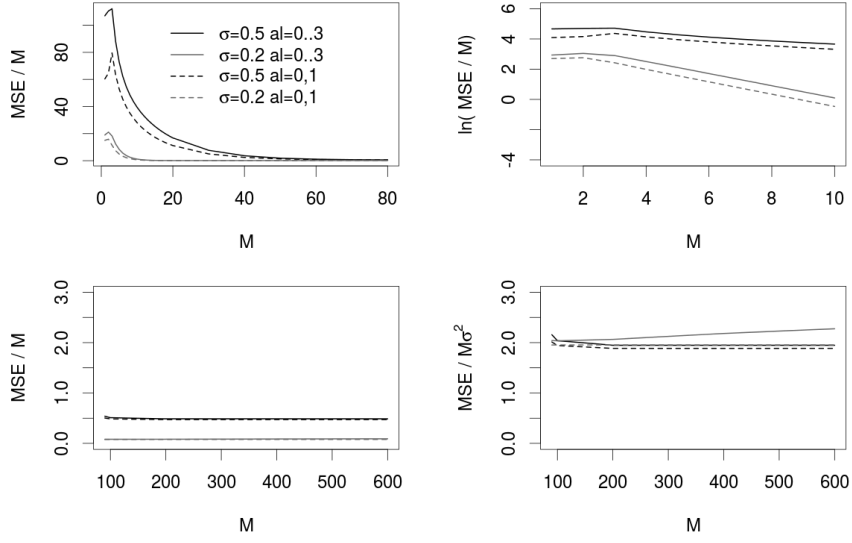


Figure 6.4: Same as Figure 6.2 with $m = 3$, $n = 500$, $\mathfrak{A} = \{0, 1\}, \{0, 1, 2, 3\}$ (dashed and solid line), and $\sigma = 0.2, 0.5$ (gray and black line).

Estimation error Figure 6.5 shows simulation results for the estimation error for $m = 3$, $\mathfrak{A} = \{0, 1\}$, $n = 500$, $M \in \{1, \dots, 1000\}$ and $\sigma = 0.2, 0.5, 1$. Again, an exponential decay to some limiting value as $M \rightarrow \infty$ for $E(d((\hat{\Pi}, \hat{\omega}), (\Pi, \omega))^2)/M$, $\mathbf{P}(\Pi \neq \hat{\Pi})$, $E(\max_{i=1, \dots, m} \|\omega_{i.} - \hat{\omega}_{i.}\|^2)/M$, and $E(\|\Pi A - \hat{\Pi} A\|_2^2)$ is observed. Whereas, as $M \rightarrow \infty$, $\mathbf{P}(\Pi \neq \hat{\Pi}) \rightarrow 0$, the limiting value of $E(\max_{i=1, \dots, m} \|\omega_{i.} - \hat{\omega}_{i.}\|^2)/M$ and, thus, also of $E(d((\hat{\Pi}, \hat{\omega}), (\Pi, \omega))^2)/M$, scales with σ^2 , which is in accordance with Theorem 4.3.

Comparison with singular value thresholding We also simulated the MSE of the procedure proposed in (Pananjady et al., 2017), which corresponds to a SV thresholding and which does not take into account the specific finite alphabet structure. As the theory suggests, this leads to a worse performance. In particular, the log-plot in the upper right plot from Figure 6.1 shows that with a simple SV thresholding the MSE does not decrease exponentially, in contrast to the Lloyd's algorithm, which takes advantage of the finite alphabet (recall the discussion in the introduction and equation (13)). Moreover, we stress that SV thresholding does not provide estimates for Π and ω , only for the total signal $\Pi A \omega$, in contrast to the Lloyd's algorithm from Figure 5.1.

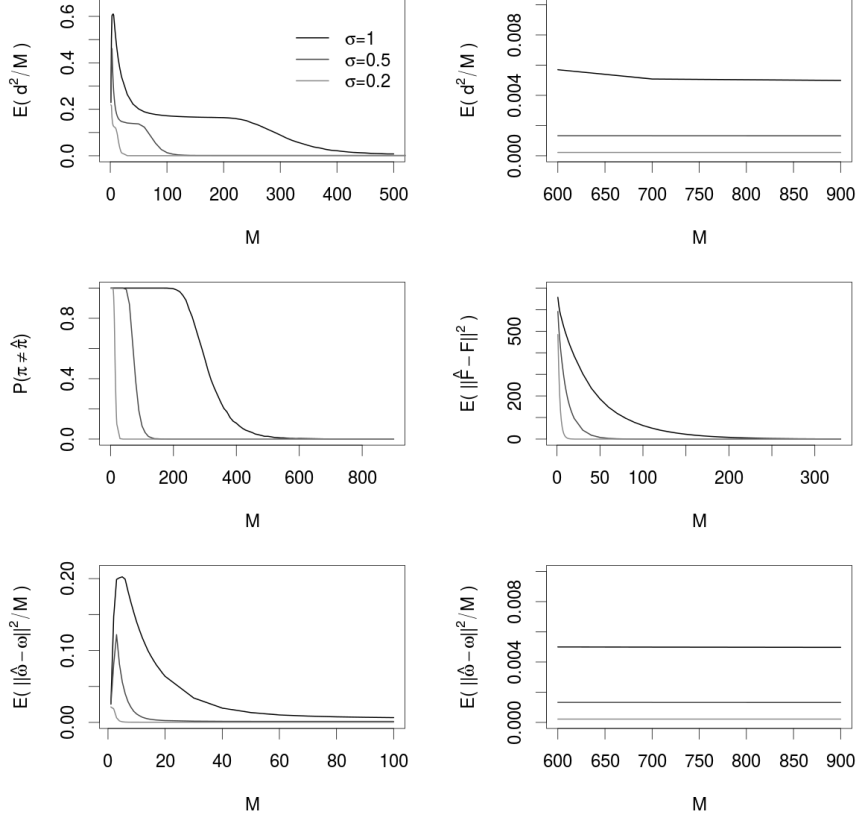


Figure 6.5: From top to bottom: $E\left(d((\hat{\Pi}, \hat{\omega}), (\Pi, \omega))^2\right)/M$; $\mathbf{P}\left(\Pi \neq \hat{\Pi}\right)$ (left) and $E\left(\|\Pi A - \hat{\Pi} A\|_2^2\right)$ (right); $E\left(\max_{i=1, \dots, m} \|\omega_i - \hat{\omega}_i\|^2\right)/M$ for $\hat{\theta} = \hat{\Pi} A \hat{\omega}$ as in Figure 5.1 for $m = 3$, $\mathfrak{A} = \{0, 1\}$, $n = 500$, and $\sigma = 0.2, 0.5, 1$ (lightgray, darkgray, and black line).

7 Conclusion and discussion

In this paper we introduced the Multivariate finite Alphabet Blind Separation (MABS) model with Gaussian noise, where we imposed regularity conditions to ensure identifiability of the model parameters. Depending on these quantities, we derived lower and upper bounds (attained by the LSE) of the maximal prediction error which coincide up to constants. In particular, our results reveal that, due to the finite alphabet structure, minimax rates are significantly improved, in the sense that the classification error vanishes exponentially as the number of mixtures grows, instead of parametric estimation rates of convergence which are optimal without the finite alphabet assumption (recall the discussion in Section 1 regarding the results of (Pananjady et al., 2017)). Most importantly, we could derive bounds for the estimation error from those for the prediction error. This only becomes feasible due to the finite alphabet structure, which provides identifiability and stable recovery under reasonable conditions. Again, we showed that the LSE attains the optimal rates for the estimation error. In particular, our results demonstrate that the unknown design does not influence the minimax rates when the number of mixtures M is at least of order $\ln(n)$, where n is the number of observations. This is in strict contrast to a computational view on the MABS model. Whereas for known design computation of the LSE amounts to a convex optimization problem, for unknown finite alphabet design as in (1) it amounts to minimization over a disjoint union of exponentially many (in n) sets. Therefore, we propose a simple Lloyd’s algorithm for its approximation. Simulations indicate similar convergence properties as in the theoretical results for the LSE. In particular, our simulations confirm a significantly better convergence rate as methods which do not take into account the finite alphabet structure, such as SV thresholding.

In summary, a major consequence of this paper is that finite alphabet structures can significantly improve prediction accuracy and provide identifiability, even enabling us to estimate Π and ω , separately. In a broader context, finite alphabet structures may be considered as a new type of sparsity – promising to be explored further.

For future research it would be interesting to study the estimation errors of the mixing matrix ω and the selection matrix Π more detailed. So far, we have focused on the prediction error of their product and our corresponding results for the estimation error are stated in terms of a metric which depends on both, the estimation error of ω and of Π . We speculate that it might be possible to estimate one of them while estimation of the other is not feasible. An example where such a situation occurs is multi-reference alignment (Bandeira et al., 2017). There, one observes $Y_i = R_i\theta + \sigma^2 Z_i$, where $\theta \in \mathbb{R}^d$ is an unknown parameter, R_i are unknown cyclic shifts, Z_i is i.i.d. standard Gaussian noise, and σ^2 is a known variance. In this setting it is shown in (Bandeira et al., 2017) that the parameter θ can be estimated consistently from the data Y even when the noise level is so high that it is not possible to estimate the shifts R_i . Analogously, it might be possible to estimate ω from $Y = \Pi A \omega + Z$ in (14) without estimating Π or vice versa.

Acknowledgements

Merle Behr acknowledges support of RTG 2088 and CRC 803 Z2 (German Research Foundation). Axel Munk acknowledges support of CRC 803 Z2 (German Research Foundation). Helpful comments of Martin Wainwright, Boaz Nadler, and Burkhard Blobel are gratefully acknowledged.

References

- Arora, S., Ge, R., Kannan, R., and Moitra, A. (2012). Computing a nonnegative matrix factorization—provably. In *Proceedings of the Forty-Fourth Annual ACM Symposium on Theory of Computing*, pages 145–162. New York.
- Bandeira, A., Rigollet, P., and Weed, J. (2017). Optimal rates of estimation for multi-reference alignment. *arXiv preprint arXiv:1702.08546*.
- Behr, M., Holmes, C., and Munk, A. (2017). Multiscale blind source separation. *arXiv preprint arXiv:1608.07173*. To appear in *The Annals of Statistics*.
- Behr, M. and Munk, A. (2017). Identifiability for blind source separation of multiple finite alphabet linear mixtures. *IEEE Transactions on Information Theory*, 63(9):5506–5517.
- Beroukhi, R., Mermel, C. H., Porter, D., Wei, G., Raychaudhuri, S., Donovan, J., et al. (2010). The landscape of somatic copy-number alteration across human cancers. *Nature*, 463(7283):899–905.
- Carter, S. L., Cibulskis, K., Helman, E., McKenna, A., Shen, H., Zack, T., et al. (2012). Absolute quantification of somatic DNA alterations in human cancer. *Nature Biotechnology*, 30(5):413–421.
- Comon, P. (1994). Independent component analysis, a new concept? *Signal Processing*, 36:287–314.
- Diamantaras, K. I. (2006). A clustering approach for the blind separation of multiple finite alphabet sequences from a single linear mixture. *Signal Processing*, 86(4):877–891.
- Donoho, D., Liu, R. C., and MacGibbon, B. (1990). Minimax risk over hyperrectangles and implications. *The Annals of Statistics*, 18(3):1416–1437.
- Donoho, D. and Stodden, V. (2004). When does non-negative matrix factorization give a correct decomposition into parts? In *Advances in Neural Information Processing Systems (NIPS) 16*. MIT Press, Cambridge.
- Flammarion, N., Mao, C., and Rigollet, P. (2016). Optimal rates of statistical seriation. *arXiv preprint arXiv:1607.02435*.

- Greaves, M. and Maley, C. C. (2012). Clonal evolution in cancer. *Nature*, 481(7381):306–313.
- Ha, G., Roth, A., Khattra, J., Ho, J., Yap, D., Prentice, L. M., et al. (2014). TITAN: Inference of copy number architectures in clonal cell populations from tumor whole-genome sequence data. *Genome Research*, 24(11):1881–1893.
- Jiang, Y., Qiu, Y., Minn, A. J., and Zhang, N. R. (2016). Assessing intratumor heterogeneity and tracking longitudinal and spatial clonal evolutionary history by next-generation sequencing. *Proceedings of the National Academy of Sciences*, 113(37):E5528–E5537.
- Lee, D. and Seung, S. (1999). Learning the parts of objects by non-negative matrix factorization. *Nature*, 401:788–791.
- Li, T. (2005). A general model for clustering binary data. In *Proceedings of the Eleventh ACM SIGKDD International Conference on Knowledge Discovery in Data Mining*, pages 188–197. Chicago.
- Liu, B., Morrison, C. D., Johnson, C. S., Trump, D. L., Qin, M., Conroy, J. C., et al. (2013). Computational methods for detecting copy number variations in cancer genome using next generation sequencing: Principles and challenges. *Oncotarget*, 4(11):1868.
- Love, D. J., Heath, R. W., Lau, V. K., Gesbert, D., Rao, B. D., and Andrews, M. (2008). An overview of limited feedback in wireless communication systems. *IEEE Journal on Selected Areas in Communications*, 26(8):1341–1365.
- Lu, Y. and Zhou, H. H. (2016). Statistical and computational guarantees of Lloyd’s algorithm and its variants. *arXiv preprint arXiv:1612.02099*.
- Marques, M., Stošić, M., and Costeira, J. (2009). Subspace matching: Unique solution to point matching with geometric constraints. In *IEEE Twelfth International Conference on Computer Vision*, pages 1288–1294. Kyoto.
- Pajunen, P. (1997). Blind separation of binary sources with less sensors than sources. In *International Conference on Neural Networks*, pages 1994–1997. Houston.
- Pananjady, A., Wainwright, M. J., and Courtade, T. A. (2016). Linear regression with an unknown permutation: Statistical and computational limits. In *54th Annual Allerton Conference on Communication, Control, and Computing*. IEEE, Monticello, IL.
- Pananjady, A., Wainwright, M. J., and Courtade, T. A. (2017). Denoising linear models with permuted data. *arXiv preprint arXiv:1704.07461*.
- Proakis, J. G. (2007). *Digital Communications*. McGraw-Hill series in electrical and computer engineering. McGraw-Hill, Boston.

- Sampath, H., Stoica, P., and Paulraj, A. (2001). Generalized linear precoder and decoder design for MIMO channels using the weighted MMSE criterion. *IEEE Transactions on Communications*, 49(12):2198–2206.
- Shah, S. P., Roth, A., Goya, R., Oloumi, A., Ha, G., Zhao, Y., et al. (2012). The clonal and mutational evolution spectrum of primary triple-negative breast cancers. *Nature*, 486(7403):395–399.
- Talwar, S., Viberg, M., and Paulraj, A. (1996). Blind separation of synchronous co-channel digital signals using an antenna array. I. Algorithms. *IEEE Transactions on Signal Processing*, 44(5):1184–1197.
- Unnikrishnan, J., Haghighatshoar, S., and Vetterli, M. (2015). Unlabeled sensing with random linear measurements. *arXiv preprint arXiv:1512.00115*.
- Van den Meersche, K., Soetaert, K., and Van Oevelen, D. (2009). Xsample(): An R function for sampling linear inverse problems. *Journal of Statistical Software*, 30:1–15.
- Van der Veen, A.-J. (1997). Analytical method for blind binary signal separation. *IEEE Transactions on Signal Processing*, 45(4):1078–1082.
- Verdu, S. (1998). *Multiuser Detection*. Cambridge University Press, Cambridge.
- Yau, C., Papaspiliopoulos, O., Roberts, G. O., and Holmes, C. (2011). Bayesian non-parametric hidden Markov models with applications in genomics. *Journal of the Royal Statistical Society: Series B (Statistical Methodology)*, 73(1):37–57.
- Zhang, Y. and Kassam, S. A. (2001). Blind separation and equalization using fractional sampling of digital communications signals. *Signal Processing*, 81(12):2591–2608.

Supplement to Minimax estimation in linear models with unknown finite alphabet design

MERLE BEHR* AND AXEL MUNK*,†
Institute for Mathematical Stochastics*,
University of Göttingen,
and
Max Planck Institute for Biophysical Chemistry†,
Göttingen, Germany
Email: {behr,munk}@math.uni-goettingen.de

S1 Proof of the exact recovery result Theorem 2.2

Proof of Theorem 2.2. The separability condition implies that there exists $e^i, \tilde{e}^i \in \mathfrak{A}^m$ for $i = 1, \dots, m$ such that

$$\|\omega_{i\cdot} - \tilde{e}^i \omega\| < \epsilon \text{ and } \|\omega_{i\cdot} - e^i \omega\| < \epsilon. \quad (23)$$

We start with proving the first assertion by induction for $i = 1, \dots, m$. If either e^1 or \tilde{e}^1 equals the unit vector $(1, 0, \dots, 0) \in \mathbb{R}^m$, (23) yields

$$\|\omega_{1\cdot} - \omega_{1\cdot}\| < \epsilon. \quad (24)$$

If e^1 or \tilde{e}^1 equals the zero vector $(0, \dots, 0) \in \mathbb{R}^m$, then $ASB(\omega), ASB(\omega) \geq \delta$ and (23) contradict. So assume that e^1 and \tilde{e}^1 both neither equal the first unit vector nor the zero vector and, in particular,

$$e_1^1 \leq 1 \Rightarrow \sum_{i=2}^m e_i^1 \geq 1 \quad (25)$$

and analog for \tilde{e}^1 . W.l.o.g. assume that $\|\omega_{1\cdot}\| \geq \|\omega_{1\cdot}\|$. Then

$$\|e^1 \omega\|^2 = \sum_{j=1}^M \left(\sum_{i=1}^m e_i^1 \omega_{ij} \right)^2 \geq \min(a_2^2 \|\omega_{1\cdot}\|^2, \|\omega_{2\cdot}\|^2), \quad (26)$$

where the inequality follows from separating into the following cases. If $e_1^1 \geq a_2 > 1$, then

$$\left(\sum_{i=1}^m e_i^1 \omega_{ij} \right)^2 \geq (e_1^1)^2 \omega_{1j}^2 \geq a_2^2 \omega_{1j}^2.$$

If $e_1^1 \leq 1$, then by (25) $\exists r > 1$ such that $e_r^1 \geq 1$, and

$$\left(\sum_{i=1}^m e_i^1 \omega_{ij} \right)^2 \geq (e_r^1)^2 \omega_{rj}^2 \geq \omega_{rj}^2. \quad (27)$$

In particular, (26) gives

$$\begin{aligned} \|e^1 \boldsymbol{\omega}\| - \|\boldsymbol{\omega}_1\| &\geq \min(a_2 \|\boldsymbol{\omega}_1\| - \|\boldsymbol{\omega}_1\|, \|\boldsymbol{\omega}_2\| - \|\boldsymbol{\omega}_1\|) \\ &= \min(\|(a_2 - 1, 0, \dots, 0)\boldsymbol{\omega}\|, \|\boldsymbol{\omega}_2\| - \|\boldsymbol{\omega}_1\|) \geq \frac{2\delta}{(1 + ma_k)} > \epsilon \end{aligned} \quad (28)$$

and (23) gives

$$\|e^1 \boldsymbol{\omega}\| - \|\boldsymbol{\omega}_1\| \leq \|e^1 \boldsymbol{\omega}\| - \|\boldsymbol{\omega}_1\| \leq \|e^1 \boldsymbol{\omega} - \boldsymbol{\omega}_1\| < \epsilon. \quad (29)$$

(28) and (29) contradict, which shows (24).

Now assume that

$$\|\boldsymbol{\omega}_i - \boldsymbol{\omega}_i\| < \epsilon \quad \text{for } i = 1, \dots, r-1 \quad (30)$$

and w.l.o.g. assume that

$$\|\boldsymbol{\omega}_r\| \geq \|\boldsymbol{\omega}_r\|. \quad (31)$$

First, assume that $\sum_{i=r+1}^m e_i^r \geq 1$. Then it follows from (23) that

$$\begin{aligned} \|\boldsymbol{\omega}_r\| &= \|\boldsymbol{\omega}_r - e^r \boldsymbol{\omega} + e^r \boldsymbol{\omega}\| \geq \|e^r \boldsymbol{\omega}\| - \|\boldsymbol{\omega}_r - e^r \boldsymbol{\omega}\| \geq \|e^r \boldsymbol{\omega}\| - \epsilon \\ &\geq \|\boldsymbol{\omega}_{r+1}\| - \epsilon \geq \|\boldsymbol{\omega}_r\| + 2\delta/(1 + ma_k) - \epsilon > \|\boldsymbol{\omega}_r\|, \end{aligned} \quad (32)$$

where for the third inequality we used an analog argument as in (27). (32) contradicts (31). Thus, it follows that

$$e_{r+1}^r = \dots = e_m^r = 0. \quad (33)$$

Further, if $e_r^r = 0$, then

$$\begin{aligned} \|\boldsymbol{\omega}_r - e^r \boldsymbol{\omega}\| &\leq \|\boldsymbol{\omega}_r - e^r \boldsymbol{\omega}\| + \|e^r \boldsymbol{\omega} - e^r \boldsymbol{\omega}\| \\ &\leq \|\boldsymbol{\omega}_r - e^r \boldsymbol{\omega}\| + (r-1)a_k \epsilon \leq (1 + (r-1)a_k) \epsilon < \delta, \end{aligned} \quad (34)$$

where the second inequality follows from (30) and third inequality from (23). (34) and $ASB(\boldsymbol{\omega}) \geq \delta$ contradict. Thus, it follows that

$$e_r^r \geq 1. \quad (35)$$

Note that (33), (35) and (23) imply that

$$\begin{aligned} \epsilon &> \|\boldsymbol{\omega}_r - e^r \boldsymbol{\omega}\| = \left\| \boldsymbol{\omega}_r - \left(\boldsymbol{\omega}_r - \left((e_r^r - 1)\boldsymbol{\omega}_r + \sum_{i=1}^{r-1} e_i^r \boldsymbol{\omega}_i \right) \right) \right\| \\ &\geq \|\boldsymbol{\omega}_r - (\boldsymbol{\omega}_r - x)\|, \end{aligned} \quad (36)$$

with $x_j =$

$$\begin{cases} \left((e_r^r - 1)\boldsymbol{\omega}_r + \sum_{i=1}^{r-1} e_i^r \boldsymbol{\omega}_i \right)_j & \text{if } \left((e_r^r - 1)\boldsymbol{\omega}_r + \sum_{i=1}^{r-1} e_i^r \boldsymbol{\omega}_i \right)_j \leq \omega_{rj}, \\ \omega_{rj} & \text{otherwise.} \end{cases}$$

As x, ω_r , and $\omega_r - x$ have non-negative entries, it also follows that

$$\|\omega_r\| \geq \|\omega_r - x\|. \quad (37)$$

Now, assume that $\sum_{i=1}^{r-1} e_i^r \geq 1$. If $\sum_{i=r+1}^m \tilde{e}_i^r \geq 1$ then it follows from (23), (36), and (37) that

$$\begin{aligned} \|\omega_{r+1}\| - \|\omega_r\| &\leq \|\tilde{e}^r \omega\| - \|\omega_r - x\| \\ &\leq \|(\tilde{e}^r \omega - \omega_r) + (\omega_r - (\omega_r - x))\| \leq 2\epsilon < 2/(1 + ma_k)\delta, \end{aligned}$$

which contradicts $WSB(\omega) \geq \delta$ and hence, it follows that $\tilde{e}_{r+1}^r = \dots = \tilde{e}_m^r = 0$. Further, if $\tilde{e}_r^r = 0$, then $\tilde{e}^r \omega = \sum_{i=1}^{r-1} \tilde{e}_i^r \omega_i$ and

$$\|\omega_r - \tilde{e}^r \omega\| \leq \|\omega_r - \tilde{e}^r \omega\| + \|\tilde{e}^r \omega - \tilde{e}^r \omega\| \leq \epsilon + (r-1)a_k \epsilon < \delta, \quad (38)$$

where for the second inequality we used (23) and (30). (38) and $ASB(\omega) \geq \delta$ contradict. Thus it follows that $\tilde{e}_r^r \geq 1$. However, this implies that

$$\begin{aligned} \|\omega_r - \tilde{e}^r \omega\| &\geq \left\| \sum_{i=1}^{r-1} \tilde{e}_i^r \omega_i + \sum_{i=1}^{r-1} e_i^r \omega_i + (e_r^r - 1)\omega_r + (\tilde{e}_r^r - 1)\omega_r \right\| - \|\omega_r - e^r \omega\| \\ &\geq \left\| \sum_{i=1}^{r-1} e_i^r \omega_i \right\| - \epsilon \geq \delta - \epsilon > \epsilon, \end{aligned}$$

which contradicts (23). Hence, it follows that

$$e_1^r = \dots = e_{r-1}^r = e_{r+1}^r = \dots = e_m^r = 0 \text{ and } e_r^r \geq 1. \quad (39)$$

Thus, by (31) and (23) it follows that

$$\|\omega_r - \omega_r\| \leq \|e_r^r \omega_r - \omega_r\| = \|e_r \omega - \omega_r\| \leq \epsilon, \quad (40)$$

where for the first inequality we used the fact that for two vectors a, b with $\|a\| \geq \|b\|$ and a constant $c \geq 1$ it follows that $\|ca - b\| \geq \|a - b\|$. Thus, the first assertion follows by induction.

To show the second assertion, assume the contrary, i.e., that there exists $e \neq e' \in \mathfrak{A}^m$ such that

$$\epsilon > \|e\omega - e'\omega\| \geq \|e\omega - e'\omega\| - \|e'\omega - e'\omega\|. \quad (41)$$

As $ASB(\omega) \geq \delta$, it follows that $\|e\omega - e'\omega\| \geq \delta$ and by the first assertion of the theorem, it follows that $\|e'\omega - e'\omega\| \leq ma_k \epsilon$. Therefore (41) implies $\epsilon > \delta - ma_k \epsilon$, which is a contradiction. \square

S2 Additional lemmas on the ASB

For the following considerations we define the space of δ -separable mixing weights as

$$\Omega_{m,M}^\delta := \{\omega \in \Omega_{m,M} : \min(ASB(\omega), WSB(\omega)) \geq \delta\}. \quad (42)$$

Lemma S2.1.

If $\Omega_{m,M}^\delta$ in (42) is non-empty for some $m, M \in \mathbb{N}$, then $\delta \leq \frac{\sqrt{M(1+ma_k)}}{\sqrt{2m(m+1)}}$.

Proof. If $\Omega_{m,M}^\delta$ in (42) is non-empty, then there exists an $\omega \in \Omega_{m,M}$ with

$$\delta \leq ASB(\omega) \leq \sqrt{\sum_{j=1}^M \omega_{1j}^2}$$

and

$$\begin{aligned} \delta &\leq WSB(\omega) \leq (1 + ma_k)/2 (\|\omega_{i\cdot}\| - \|\omega_{i-1\cdot}\|) \\ &\leq (1 + ma_k)/2 \sqrt{\|\omega_{i\cdot}\|^2 - \|\omega_{i-1\cdot}\|^2} \end{aligned}$$

for all $i = 1, \dots, m$, with $\omega_{mj} = 1 - \omega_{1j} - \dots - \omega_{m-1j}$. In particular, there exists $\omega \in \mathbb{R}_+^{m \times M}$ with

$$\begin{aligned} \frac{4\delta^2}{(1 + ma_k)^2} &\leq \min \left(\sum_{j=1}^M \omega_{1j}^2, \min_{i=2, \dots, m-1} \sum_{j=1}^M (\omega_{ij}^2 - \omega_{i-1j}^2) \right), \\ &\quad \sum_{j=1}^M ((1 - \omega_{1j} - \dots - \omega_{m-1j})^2 - \omega_{m-1j}^2). \end{aligned}$$

Moreover,

$$\begin{aligned} &(1 - \omega_{1j} - \dots - \omega_{m-1j})^2 \\ &= 1 + (\omega_{1j} + \dots + \omega_{m-1j})^2 - 2\omega_{1j} - \dots - 2\omega_{m-1j} \\ &= 1 - \sum_{i=1}^{m-1} \omega_{ij} \underbrace{(2 - \sum_{s=1}^{m-1} \omega_{sj})}_{\geq 1 \geq \omega_{ij}} \leq 1 - \omega_{1j}^2 - \dots - \omega_{m-1j}^2. \end{aligned}$$

And thus,

$$\begin{aligned} &\frac{\delta^2 4}{(1 + ma_k)^2} \\ &\leq \min \left(\sum_{j=1}^M \omega_{1j}^2, \min_{i=2, \dots, m-1} \sum_{j=1}^M (\omega_{ij}^2 - \omega_{i-1j}^2), \sum_{j=1}^M (1 - \omega_{1j}^2 - \dots - \omega_{m-1j}^2) \right) \\ &\leq \max_{x \in \mathbb{R}^{m-1}} \min (x_1, x_2, \dots, x_{m-1}, (M - mx_1 - \dots - 2x_{m-1})) = \frac{2M}{m(m+1)}, \end{aligned}$$

where for the second inequality we used $x_1 := \sum_{j=1}^M \omega_{1j}^2$ and $x_i := \sum_{j=1}^M \omega_{ij}^2 - \sum_{j=1}^M \omega_{i-1j}^2$ for $i = 2, \dots, m$. \square

For the following considerations, we extend the definition in (18) for the fixed alphabet \mathfrak{A} and number of sources m by

$$\begin{aligned}\Delta\mathfrak{A}^m &:= \{e_1 - e_2 : e_1 \neq e_2 \in \mathfrak{A}^m\}, \quad \Delta\mathfrak{A}_{\min} := \min_{x \in \Delta\mathfrak{A}^1} |x|, \\ \Delta^2\mathfrak{A}^m &:= \{e_1 - e_2 : e_1 \neq e_2 \in \Delta\mathfrak{A}^m\}, \quad \Delta^2\mathfrak{A}_{\min} := \min_{x \in \Delta^2\mathfrak{A}^1} |x|.\end{aligned}\tag{43}$$

Define the constants

$$c = c(m, \mathfrak{A}) := \frac{\sqrt{2} \Delta^2\mathfrak{A}_{\min}}{\sqrt{3}k^{2m} m^2(m-1)}, \quad C = C(m, \mathfrak{A}) := \frac{\sqrt{2}(1 + ma_k)}{\sqrt{m(m-1)}}.\tag{44}$$

Lemma S2.2.

If ω is uniformly distributed on $\Omega_{m,M}$ in (3), then for c, C as in (44) it holds almost surely that

$$c < \liminf_{M \rightarrow \infty} \frac{ASB(\omega)}{\sqrt{M}} \leq \limsup_{M \rightarrow \infty} \frac{ASB(\omega)}{\sqrt{M}} < C.$$

Proof of Lemma S2.2. It follows from Lemma S2.1 that $ASB(\omega)/\sqrt{M}$ is bounded (surely) from above by $(1 + ma_k)/\sqrt{2(m(m-1))}$, which shows the inequality on the right hand side. Further, if $M = 1$ and ω is drawn uniformly, then it can be shown that $\mathbf{P}(ASB(\omega) > \delta) \geq 1 - d\delta$ with $d = k^{2m}m^2(m-1)/(\sqrt{2}\Delta^2\mathfrak{A}_{\min})$. For arbitrary $M \in \mathbb{N}$, if ω is drawn uniformly its ASB is bounded by the corresponding ASB's of the single components, i.e., $ASB(\omega)^2 \geq \sum_{j=1}^M ASB(\omega_{\cdot j})^2$, where $ASB(\omega_{\cdot j}), j = 1, \dots, M$, are independent and identically distributed with

$$\mathbb{E}(ASB(\omega_{\cdot j})^2) \geq \int_0^\infty (1 - d\sqrt{x})_+ dx = \frac{1}{3d^2}.$$

Hence, for $c < \frac{1}{\sqrt{3}d}$ it follows from the strong law of large numbers that almost surely

$$\liminf_{M \rightarrow \infty} \frac{ASB(\omega)^2}{M} \geq \liminf_{M \rightarrow \infty} \frac{1}{M} \sum_{j=1}^M ASB(\omega_{\cdot j})^2 = \mathbb{E}(ASB(\omega_{\cdot j})^2) > c^2,$$

which shows the inequality on the left hand side. \square

Lemma S2.3.

$\Omega_{m,m}^{0,2\Delta\mathfrak{A}_{\min}}$ as in (42) is non-empty for any $m \in \mathbb{N}$, with $\Delta\mathfrak{A}_{\min}$ as in (43).

Proof. For $1/2 > \delta > 0$ define

$$\omega^\delta := I_{m \times m} - \frac{2\delta}{1 + ma_k} \begin{pmatrix} m-1 & 0 & \dots & 0 & 0 \\ 0 & m-2 & \dots & 0 & 0 \\ & & \vdots & & \\ 0 & 0 & \dots & 1 & 0 \\ -(m-1) & -(m-2) & \dots & -1 & 0 \end{pmatrix},\tag{45}$$

where $I_{m \times m}$ denotes the $m \times m$ identity matrix. As $\frac{2\delta}{1+ma_k}(m-1) < 1$, it holds for $i = m-1, \dots, 1$ that

$$\left| 1 - \frac{2\delta}{1+ma_k}(i-1) \right| - \left| 1 - \frac{2\delta}{1+ma_k}i \right| \geq \frac{2\delta}{1+ma_k}$$

and thus $WSB(\omega^\delta) \geq \delta$. Consequently, if $ASB(\omega^\delta) \geq \delta$ it follows that $\Omega_{m,m}^\delta$ is non-empty. We have that

$$\begin{aligned} ASB(\omega^\delta) &\geq ASB(I_{m \times m}) \\ &= \frac{2\delta}{1+ma_k} \max_{e \neq 0 \in \Delta \mathfrak{A}^m} \sqrt{((m-1)(e_1 - e_m))^2 + \dots + (e_{m-1} - e_m)^2} \\ &= \Delta \mathfrak{A}_{\min} - \frac{2\delta}{1+ma_k} \max_{e \neq 0 \in \Delta \mathfrak{A}^m} \sqrt{((m-1)(e_1 - e_m))^2 + \dots + (e_{m-1} - e_m)^2} \\ &\geq \Delta \mathfrak{A}_{\min} - \frac{2\delta}{1+ma_k} 2a_k \sqrt{\sum_{i=1}^{m-1} (m-i)} = \Delta \mathfrak{A}_{\min} - \frac{\delta 4a_k}{1+ma_k} \sqrt{\frac{m(m-1)}{2}}, \end{aligned}$$

which implies that if

$$\delta \leq \Delta \mathfrak{A}_{\min} - \frac{\delta \sqrt{8a_k} \sqrt{m(m-1)}}{1+ma_k} \quad (46)$$

then $\Omega_{m,m}^\delta$ is non-empty. As

$$\left(1 + \frac{\sqrt{8a_k} \sqrt{m(m-1)}}{1+ma_k} \right)^{-1} \geq \left(1 + \sqrt{\frac{8(m-1)}{m}} \right)^{-1} \geq 0.2$$

(46) holds for $\delta = 0.2\Delta \mathfrak{A}_{\min}$. □

Lemma S2.4.

For any $M \geq m$ it holds that $\Omega_{m,M}^{0.2\Delta \mathfrak{A}_{\min} \sqrt{\lfloor M/m \rfloor}}$ in (42) is non-empty.

Proof. By Lemma S2.3 there exists $\omega' \in \Omega_{m,m}^{0.2\Delta \mathfrak{A}_{\min}}$. In particular, it holds that $\min(ASB(\omega'), WSB(\omega')) \geq 0.2\Delta \mathfrak{A}_{\min}$. Define

$$\omega = (\underbrace{\omega', \dots, \omega'}_{\lfloor M/m \rfloor \times}, e^m, \dots, e^m) \in \Omega_{m,M}.$$

Then $ASB(\omega), WSB(\omega) \geq 0.2\Delta \mathfrak{A}_{\min} \sqrt{\lfloor M/m \rfloor}$. □

Lemma S2.5.

If $\Omega_{m,M}^\delta$ is non-empty for some $\delta > 0$, then there exists $\omega \in \Omega_{m,M}^\delta$ with $ASB(\omega) = \delta$.

Proof. Fix some $\omega \in \Omega_{m,M}^\delta$ and for $0 \leq \epsilon \leq 1$ define $\omega^\epsilon \in \Omega_{m,M}$ as

$$\omega_{ij}^\epsilon = \begin{cases} \omega_{ij} & \text{if } i \notin \{1, m\}, \\ \epsilon \omega_{1j} & \text{if } i = 1, \\ \omega_{mj} + (1 - \epsilon)\omega_{1j} & \text{if } i = m. \end{cases}$$

Then $WSB(\omega^\epsilon) \geq WSB(\omega) \geq \delta$ for all $0 \leq \epsilon \leq 1$ and $\epsilon \mapsto ASB(\omega^\epsilon)$ is continuous with $ASB(\omega^0) = 0$ and $ASB(\omega^1) \geq \delta$. Thus, there exists an $\epsilon^* \in (0, 1]$ such that ω^{ϵ^*} has the desired properties. \square

Lemma S2.6.

If $\Omega_{m,M}^\delta$ in (42) is non-empty, then there exists a quadratic mixing matrix $\omega \in \Omega_{m,m}$ such that $ASB(\omega) = \delta\Delta\mathfrak{A}_{\min}/(9\sqrt{M}a_k)$ and $WSB(\omega) \geq \delta\Delta\mathfrak{A}_{\min}/(9\sqrt{M}a_k)$.

Proof. If $\Omega_{m,M}^\delta$ is non-empty, it follows from Lemma S2.1 that $\delta \leq \frac{\sqrt{M}(1+ma_k)}{\sqrt{2m(m+1)}}$ and, hence, $\delta\Delta\mathfrak{A}_{\min}/(9\sqrt{M}a_k) \leq 0.2\Delta\mathfrak{A}_{\min}$. Thus, by Lemma S2.3 it follows that

$$\Omega_{m,m}^{\delta\Delta\mathfrak{A}_{\min}/(9\sqrt{M}a_k)} \supset \Omega_{m,m}^{0.2\Delta\mathfrak{A}_{\min}} \neq \emptyset.$$

I.e., there exists $\omega \in \Omega_{m,m}$ such that $ASB(\omega), WSB(\omega) \geq \delta\Delta\mathfrak{A}_{\min}/(9\sqrt{M}a_k)$. Now the assertion follows from Lemma S2.5. \square

S3 Proof of the lower bound in Theorem 3.1

Proof of Theorem 3.1. The proof of Theorem 3.1 is divided into two steps, corresponding to the two different estimation errors of $\hat{\Pi}$ and $\hat{\omega}$, respectively. We start with the first term on the r.h.s. of the assertion which corresponds to the estimation error of $\hat{\omega}$. The idea is to construct a hyperrectangle of maximal size which is a subset of $\mathcal{N}^{\delta,\Lambda}$ and then apply results of Donoho et al. (1990) (for fixed selection matrix Π). In the following, ω^* will denote the center of this hyperrectangle and the matrix E will denote the perturbation (of maximal size) around ω^* . To this end, let $\omega^* \in \Omega_{m,M}$ be such that $ASB(\omega^*) = 0.2\Delta\mathfrak{A}_{\min}\sqrt{[M/m]}$, $WSB(\omega^*) \geq 0.2\Delta\mathfrak{A}_{\min}\sqrt{[M/m]}$, and $\omega_{mj}^* \geq 0.4\Delta\mathfrak{A}_{\min}/(1+ma_k)$ for $j = 1, \dots, M$ (existence follows from Lemma S2.4 and S2.5). For $\epsilon \in (0, 1)^{(m-1) \times M}$ define

$$\omega^\epsilon := \omega^* + \begin{pmatrix} \epsilon_{11} & \dots & \epsilon_{1M} \\ & \vdots & \\ \epsilon_{(m-1)1} & \dots & \epsilon_{(m-1)M} \\ -\sum_{i=1}^{m-1} \epsilon_{i1} & \dots & -\sum_{i=1}^{m-1} \epsilon_{iM} \end{pmatrix} = \omega^* + E. \quad (47)$$

Let $\bar{\epsilon} := \max_{ij} |\epsilon_{ij}|$. If

$$\frac{0.4\Delta\mathfrak{A}_{\min}}{1+ma_k} \geq \bar{\epsilon}(m-1), \quad (48)$$

then all entries of ω^ϵ are non-negative and $\omega^\epsilon \in \Omega_{m,M}$. For ω^ϵ to be an element of $\Omega_{m,M}^\delta$ we further need that $WSB(\omega^\epsilon), ASB(\omega^\epsilon) \geq \delta$. To this end, note that

$$\begin{aligned} \|\omega_{i\cdot}^\epsilon\| - \|\omega_{i-1\cdot}^\epsilon\| &= \|\omega_{i\cdot}^* + E_{i\cdot}\| - \|\omega_{i-1\cdot}^* + E_{i-1\cdot}\| \\ &\geq \|\omega_{i\cdot}^*\| - \|\omega_{i-1\cdot}^*\| - \|E_{i\cdot}\| - \|E_{i-1\cdot}\| \\ &\geq \frac{2}{1+ma_k} 0.2\Delta\mathfrak{A}_{\min} \sqrt{\lfloor M/m \rfloor} - m\sqrt{M}\bar{\epsilon} \end{aligned}$$

and thus

$$WSB(\omega^\epsilon) \geq 0.2\Delta\mathfrak{A}_{\min} \sqrt{\lfloor M/m \rfloor} - \frac{1+ma_k}{2} m\sqrt{M}\bar{\epsilon}. \quad (49)$$

Further, note that for $e \in \Delta\mathfrak{A}^m$ and E as in (47)

$$\|eE\|^2 = \sum_{j=1}^M \left(\sum_{i=1}^{m-1} (e_i - e_m) \epsilon_{ij} \right)^2 \leq M((m-1)2a_k\bar{\epsilon})^2$$

and thus,

$$\begin{aligned} ASB(\omega^\epsilon) &= \min_{e \in \Delta\mathfrak{A}^m} \|e(\omega^* + E)\| \\ &\geq \min_{e \in \Delta\mathfrak{A}} \|e\omega^*\| - \|eE\| = ASB(\omega^*) - \|eE\| \\ &\geq 0.2\Delta\mathfrak{A}_{\min} \sqrt{\lfloor M/m \rfloor} - 2(m-1)a_k\bar{\epsilon}\sqrt{M}. \end{aligned} \quad (50)$$

Summing up, (49) and (50) yield that $\omega^\epsilon \in \Omega_{m,M}^\delta$ if

$$\delta \leq 0.2\Delta\mathfrak{A}_{\min} \sqrt{\lfloor M/m \rfloor} - m^2 a_k \sqrt{M}\bar{\epsilon} \quad (51)$$

and (48) holds. As $\delta \leq \Delta\mathfrak{A}_{\min} \sqrt{\lfloor M/m \rfloor} (45\sqrt{2})^{-1}$ and $M \geq 2m$, (51) and (48) hold for all $\epsilon \in \mathbb{R}_+^{(m-1) \times M}$ with

$$\bar{\epsilon} \leq \frac{\Delta\mathfrak{A}_{\min}}{6\sqrt{2}m^{5/2}a_k} =: \epsilon^*. \quad (52)$$

Now let Π^* be the selection matrix such that

$$\Pi^* A = \begin{pmatrix} e^1 & e^2 & \dots & e^m & e^1 & e^2 & \dots \end{pmatrix}^\top,$$

where $e^r \in \mathbb{R}^m$ is the r -th unit vector in \mathbb{R}^m . Then, as $\Lambda \leq \lfloor n/m \rfloor$,

$$\Theta := \{\Pi^* A \omega^\epsilon : \epsilon \in [0, \epsilon^*]^{m-1 \times M}\} \subset \mathcal{N}^{\delta, \Lambda}$$

and for $\Pi^* A \omega^\epsilon \in \Theta$ one observes in (14)

$$Y_1, \dots, Y_{\lfloor n/m \rfloor} \stackrel{i.i.d.}{\sim} N(\omega^\epsilon, \sigma^2 I_{Mm \times Mm}).$$

Define

$$\tilde{\Theta} := \{\omega^\epsilon : \epsilon \in [0, \epsilon^*]^{m-1 \times M}\}.$$

$\tilde{\Theta}$ is almost an hyperractangle. To make it a proper hyperractangle, we have to remove the last column of the matrices in Θ , namely

$$\tilde{\Theta}' := \{(\omega_{ij}^\epsilon)_{\substack{1 \leq i \leq m-1 \\ 1 \leq j \leq M}} : \epsilon \in [0, \epsilon^*]^{m-1 \times M}\}.$$

Note that

$$\inf_{\hat{\theta}} \sup_{\theta \in \tilde{\Theta}} E_{\theta} \left(\|\hat{\theta} - \theta\|_2^2 \right) \geq \inf_{\hat{\theta}} \sup_{\theta \in \tilde{\Theta}'} E_{\theta} \left(\|\hat{\theta} - \theta\|_2^2 \right).$$

Then it follows from (Donoho et al., 1990, (2.1), (3.4) and Proposition 3) that

$$\begin{aligned} & \inf_{\hat{\theta}} \sup_{\Pi A \omega \in \mathcal{N}^{\delta, \Lambda}} E_{\Pi A \omega} \left(\|\hat{\theta} - \Pi A \omega\|^2 \right) \\ & \geq \inf_{\hat{\theta}} \sup_{\Pi A \omega \in \Theta} E_{\Pi A \omega} \left(\|\hat{\theta} - \Pi A \omega\|^2 \right) \\ & = \lfloor n/m \rfloor \inf_{\hat{\theta}} \sup_{\omega \in \tilde{\Theta}} E_{\omega} \left(\|\hat{\theta} - \omega\|^2 \right) \\ & \geq \lfloor n/m \rfloor \inf_{\hat{\theta}} \sup_{\omega \in \tilde{\Theta}'} E_{\omega} \left(\|\hat{\theta} - \omega\|^2 \right) \\ & \geq (1.25)^{-1} \lfloor n/m \rfloor M(m-1) \frac{(\epsilon^*)^2 \sigma^2 / \lfloor n/m \rfloor}{(\epsilon^*)^2 + \sigma^2 / \lfloor n/m \rfloor} \\ & \geq 0.4M \left(\frac{1}{\sigma^2(m-1)} + \frac{4}{n(\epsilon^*)^2} \right)^{-1}, \end{aligned}$$

where for the last inequality we used $n \geq 2m$. Together with (52) this gives

$$\inf_{\hat{\theta}} \sup_{\Pi A \omega \in \mathcal{N}^{\delta}} E_{\Pi A \omega} \left(\|\hat{\theta} - \Pi A \omega\|^2 \right) \geq 0.4M \left(\frac{1}{(m-1)\sigma^2} + \frac{288m^5 a_k^2}{(\Delta \mathfrak{A}_{\min})^2 n} \right)^{-1}.$$

Now we show the second part of the proof which corresponds to the estimation error of Π . The idea is to fix a suitable mixing matrix $\omega \in \Omega_{m,M}^{\delta}$ and thus, reduce the estimation problem to a classification problem on the finite set of possible selection matrices Π . This can be considered as a testing problem which allows to apply the Neyman-Pearson lemma. As $\delta \leq \frac{0.2}{9a_k} (\Delta \mathfrak{A}_{\min})^2 \lfloor M/m \rfloor / \sqrt{M}$ it follows that $9\delta a_k / \Delta \mathfrak{A}_{\min} \sqrt{M / \lfloor M/m \rfloor} \leq 0.2 \Delta \mathfrak{A}_{\min} \sqrt{\lfloor M/m \rfloor}$. Thus, by Lemma S2.4, $\Omega_{m,M}^{9\delta a_k / \Delta \mathfrak{A}_{\min} \sqrt{M / \lfloor M/m \rfloor}}$ is non-empty and hence, by Lemma S2.6 there exists a quadratic mixing matrix $\omega^{\delta} \in \Omega_{m,m}$ such that

$$ASB(\omega^{\delta}) = (9\delta a_k / \Delta \mathfrak{A}_{\min} \sqrt{M / \lfloor M/m \rfloor}) / (9\sqrt{M} a_k / \Delta \mathfrak{A}_{\min}) = \delta / \sqrt{\lfloor M/m \rfloor}$$

and $WSB(\omega^{\delta}) \geq \delta / \sqrt{\lfloor M/m \rfloor}$. Hence,

$$\Theta := \{ \Pi A (\underbrace{\omega^{\delta}, \dots, \omega^{\delta}}_{\lfloor M/m \rfloor \times}, e^m, \dots, e^m) : \Pi \text{ } \Lambda\text{-separable} \} \subset \mathcal{N}^{\delta, \Lambda}. \quad (53)$$

Then for $\Pi A\omega \in \Theta$ one observes in (14)

$$Y_1, \dots, Y_{\lfloor M/m \rfloor} \stackrel{i.i.d.}{\sim} \mathcal{N}(\Pi A\omega^\delta, \sigma^2 I_{nm \times nm}). \quad (54)$$

For the finite parameter space $\tilde{\Theta} := \{\Pi A\omega^\delta : \Pi \text{ } \Lambda\text{-separable}\}$ it holds that

$$\begin{aligned} \min_{\theta \neq \theta' \in \tilde{\Theta}} \|\theta - \theta'\|^2 &= \min_{\theta \neq \theta' \in \tilde{\Theta}} \sum_{j=1}^n \|\theta_{j\cdot} - \theta'_{j\cdot}\|^2 \\ &= \min_{\substack{\theta \neq \theta' \in \tilde{\Theta} \\ \exists! j^* : \theta_{j^*} \neq \theta'_{j^*}}} \|\theta_{j^*} - \theta'_{j^*}\|^2 = ASB(\omega^\delta)^2 = \frac{\delta^2}{\lfloor M/m \rfloor}. \end{aligned}$$

Lemma S6.1 yields for any estimator $\hat{\theta}$

$$\begin{aligned} \sup_{\Pi A\omega \in \mathcal{N}^{\delta, \Lambda}} \mathbb{E}_{\Pi A\omega} \left(\|\hat{\theta} - \Pi A\omega\|^2 \right) &\geq \sup_{\theta \in \tilde{\Theta}} \mathbb{E}_\theta \left(\|\hat{\theta} - \theta\|^2 \right) \\ &= \sup_{\theta \in \tilde{\Theta}} \lfloor M/m \rfloor \mathbb{E}_\theta \left(\|\hat{\theta} - \theta\|^2 \right) \\ &\geq \delta^2 \sup_{\theta \in \tilde{\Theta}} \mathbf{P}_\theta \left(\hat{\theta} \neq \theta \right). \end{aligned} \quad (55)$$

Now let $\theta, \theta' \in \tilde{\Theta}$ be fixed such that $\|\theta - \theta'\|^2 = \frac{\delta^2}{\lfloor M/m \rfloor}$. Then the Neyman-Pearson lemma yields for $\bar{Y} := \sum_{i=1}^{\lfloor M/m \rfloor} m Y_i / M$ with Y_i as in (54) and normally distributed $Z \sim \mathcal{N}(0, \sigma^2 / \lfloor M/m \rfloor I_{nm \times nm})$ that

$$\begin{aligned} \sup_{\theta \in \tilde{\Theta}} \mathbf{P}_\theta \left(\hat{\theta} \neq \theta \right) &\geq \frac{1}{2} \left(\mathbf{P}_\theta \left(\hat{\theta} \neq \theta \right) + \mathbf{P}_{\theta'} \left(\hat{\theta} \neq \theta' \right) \right) \\ &\geq \frac{1}{2} \left(\mathbf{P}_\theta \left(\hat{\theta} \neq \theta \right) + \mathbf{P}_{\theta'} \left(\hat{\theta} = \theta \right) \right) \\ &\geq \frac{1}{2} \inf_{u \in \mathbb{R}} \left(\mathbf{P}_\theta \left(\|\bar{Y} - \theta\|^2 - \|\bar{Y} - \theta'\|^2 > u \right) \right. \\ &\quad \left. + \mathbf{P}_{\theta'} \left(\|\bar{Y} - \theta\|^2 - \|\bar{Y} - \theta'\|^2 < u \right) \right) \\ &= \frac{1}{2} \inf_{u \in \mathbb{R}} \left(\mathbf{P} \left(2Z^\top (\theta' - \theta) > u + \|\theta - \theta'\|^2 \right) \right. \\ &\quad \left. + \mathbf{P} \left(2Z^\top (\theta' - \theta) < u - \|\theta - \theta'\|^2 \right) \right) \\ &= \mathbf{P} \left(Z^\top (\theta' - \theta) > \frac{\|\theta - \theta'\|^2}{2} \right) \\ &= 1 - \Psi \left(\frac{\|\theta - \theta'\| \sqrt{\lfloor M/m \rfloor}}{2\sigma} \right) = 1 - \Psi \left(\frac{\delta}{2\sigma} \right) \geq \frac{\sigma}{2\delta} e^{-\frac{\delta^2}{8\sigma^2}}, \end{aligned}$$

where Ψ denotes the cumulative distribution function of the standard normal and the last inequality follows from Mill's ratio and $1 - 4\sigma^2/\delta^2 \geq 1/2$ as $\delta \geq \sigma\sqrt{8}$. With (55)

this gives

$$\sup_{\Pi A \omega \in \mathcal{N}^{\delta, \Lambda}} \mathbb{E}_{\Pi A \omega} \left(\|\hat{\theta} - \Pi A \omega\|^2 \right) \geq \delta \frac{\sigma}{2} e^{-\frac{\delta^2}{8\sigma^2}}$$

This finishes the proof. \square

S4 Proof of the upper bound in Theorem 3.3

Proof of Theorem 3.3. By Theorem 2.2 we can write $\hat{\theta} = \hat{\Pi} A \hat{\omega}$ in a unique way. We have that for any $\Pi A \omega \in \mathcal{N}^{\delta, \Lambda}$

$$\begin{aligned} & \mathbb{E}_{\Pi A \omega} \left(\|\hat{\theta} - \Pi A \omega\|^2 \right) \\ &= \mathbb{E}_{\Pi A \omega} \left(\|\hat{\theta} - \Pi A \omega\|^2 \mathbf{1}_{\{\hat{\Pi} = \Pi\}} \right) + \mathbb{E}_{\Pi A \omega} \left(\|\hat{\theta} - \Pi A \omega\|^2 \mathbf{1}_{\{\hat{\Pi} \neq \Pi\}} \right). \end{aligned} \quad (56)$$

We start with the second term. The idea is to bound it with the classification error, that is $\mathbf{P}_{\Pi A \omega} \left(\hat{\Pi} \neq \Pi \right)$, and then apply exact recovery as in Theorem 2.2. As the entries of the $n \times M$ matrices $\hat{\theta}$ and $\Pi A \omega$ are contained in the range of the alphabet $[0, a_k]$, it follows that

$$\begin{aligned} \mathbb{E}_{\Pi A \omega} \left(\|\hat{\theta} - \Pi A \omega\|^2 \mathbf{1}_{\{\hat{\Pi} \neq \Pi\}} \right) &\leq a_k^2 n M \mathbf{P}_{\Pi A \omega} \left(\hat{\Pi} \neq \Pi \right) \\ &= a_k^2 n M \sum_{\Pi \neq \hat{\Pi}} \mathbf{P}_{\Pi A \omega} \left(\hat{\Pi} = \Pi \right). \end{aligned}$$

For a fixed Λ -separable Π and any $\omega \in \Omega^\delta$ it follows from Theorem 2.2 that $\|\Pi A \omega - \Pi A \hat{\omega}\| \geq \sqrt{\Lambda} \delta / (1 + m a_k) =: c$. Further, as by separability $\text{rank}(\Pi A) = m$ and $\Omega^\delta \subset \mathbb{R}^{m \times M}$, there exists a rotation matrix R such that for $\Theta := \{\Pi A \omega - \Pi A \hat{\omega} : \omega \in \Omega_{m, M}^\delta\} \subset \mathbb{R}^{nM}$ and $\tilde{\Theta} := R\Theta$ it holds for all $\theta \in \tilde{\Theta}$ that $\theta_{mM+2} = \dots = \theta_{nM} = 0$.

This gives

$$\begin{aligned}
\mathbf{P}_{\Pi A \omega}(\hat{\Pi} = \Pi) &\leq \mathbf{P}_{\Pi A \omega} \left(\|Y - \Pi A \omega\|^2 > \min_{\omega \in \Omega_{m,M}^\delta} \|Y - \Pi A \omega\|^2 \right) \\
&= \mathbf{P}_{\Pi A \omega} \left(\|Z\|^2 > \min_{\theta \in \Theta} \|Z + \theta\|^2 \right) \\
&= \mathbf{P} \left(\|Z\|^2 > \min_{\theta \in \tilde{\Theta}} \|Z + \theta\|^2 \right) \\
&= \mathbf{P} \left(\max_{\theta \in \tilde{\Theta}} -2Z^\top \frac{\theta}{\|\theta\|\sigma} - \frac{\|\theta\|}{\sigma} > 0 \right) \\
&\leq \mathbf{P} \left(\max_{i=1,\dots,Mm+1} \left| \frac{Z_i}{\sigma} \right| \max_{\theta \in \tilde{\Theta}} \frac{\sum_{i=1}^{Mm+1} |\theta|}{\|\theta\|} > \frac{c}{2\sigma} \right) \\
&\leq (Mm+1) \mathbf{P} \left(\left| \frac{Z_1}{\sigma} \right| \sqrt{mM+1} > \frac{c}{2\sigma} \right) \\
&= (Mm+1) \mathbf{P} \left(|\mathcal{N}(0,1)| > \frac{c}{2\sqrt{mM+1}\sigma} \right) \\
&\leq (Mm+1) \frac{2\sqrt{mM+1}\sigma}{c} e^{-\frac{c^2}{8(mM+1)\sigma^2}},
\end{aligned}$$

where we considered the noise matrix $Z \in \mathbb{R}^{n \times M}$ in (14) as a vector $Z \in \mathbb{R}^{nM}$ (with entries $Z_i \stackrel{i.i.d.}{\sim} \mathcal{N}(0, \sigma^2)$, $i = 1, \dots, nM$) and for the last inequality we used Mill's ratio. As the number of Λ -separable selection matrices Π is bounded by nmk^m , it follows that

$$\mathbf{P}_{\Pi A \omega}(\hat{\Pi} \neq \Pi) \leq 2\sigma n k^m m(1 + ma_k) \frac{(1 + mM)^{3/2}}{\sqrt{\Lambda} \delta} e^{-\frac{\Lambda \delta^2}{8(mM+1)(1+ma_k)^2 \sigma^2}}.$$

and

$$\mathbf{E}_{\Pi A \omega} \left(\|\hat{\theta} - \Pi A \omega\|^2 \mathbf{1}_{\{\hat{\Pi} \neq \Pi\}} \right) \leq 12\sigma n^2 k^m m^{7/2} a_k^3 \frac{M^{5/2}}{\sqrt{\Lambda} \delta} e^{-\frac{\Lambda \delta^2}{8(mM+1)(1+ma_k)^2 \sigma^2}}.$$

This gives the second term of the r.h.s. of the assertion.

Now we consider the first summand on the r.h.s. of (56). The idea is to bound the minimax risk conditioned on $\hat{\Pi} = \Pi$ with the minimax risk of the LSE on the linear subvector space $\text{imag}(\Pi A)$. To this end, let $\mathcal{N}^\delta(\Pi) \subset \mathcal{N}^{\delta, \Lambda}$ denote the set of all $\Pi A \omega \in \mathcal{N}^{\delta, \Lambda}$ with $\Pi = \Pi$. Further, let $\hat{\theta}' \in \arg\min_{\Pi A \omega \in \mathcal{N}^\delta(\Pi)} \|Y - \Pi A \omega\|^2$ be the least-squares estimator restricted to $\hat{\Pi} = \Pi$. Then, clearly, $\hat{\theta} = \hat{\theta}'$ on $\{\hat{\Pi} = \Pi\}$ and thus

$$\begin{aligned}
\mathbf{E}_{\Pi A \omega} \left(\|\hat{\theta} - \Pi A \omega\|^2 \mathbf{1}_{\{\hat{\Pi} = \Pi\}} \right) &= \mathbf{E}_{\Pi A \omega} \left(\|\hat{\theta}' - \Pi A \omega\|^2 \mathbf{1}_{\{\hat{\Pi} = \Pi\}} \right) \\
&\leq \mathbf{E}_{\Pi A \omega} \left(\|\hat{\theta}' - \Pi A \omega\|^2 \right).
\end{aligned}$$

Thus, for all fixed $\mathbf{\Pi}$ as in (15)

$$\begin{aligned} & \sup_{\mathbf{\Pi}A\boldsymbol{\omega} \in \mathcal{N}^\delta(\mathbf{\Pi})} \mathbb{E}_{\mathbf{\Pi}A\boldsymbol{\omega}} \left(\|\hat{\boldsymbol{\theta}} - \mathbf{\Pi}A\boldsymbol{\omega}\|^2 \mathbf{1}_{\{\hat{\mathbf{\Pi}} = \mathbf{\Pi}\}} \right) \\ & \leq \sup_{\mathbf{\Pi}A\boldsymbol{\omega} \in \mathcal{N}^\delta(\mathbf{\Pi})} \mathbb{E}_{\mathbf{\Pi}A\boldsymbol{\omega}} \left(\|\hat{\boldsymbol{\theta}}' - \mathbf{\Pi}A\boldsymbol{\omega}\|^2 \right). \end{aligned}$$

Clearly, $\mathcal{N}^\delta(\mathbf{\Pi}) \subset \text{imag}(\mathbf{\Pi}A)^M$ with $\dim(\text{imag}(\mathbf{\Pi}A)^M) = mM$. Thus, for the LS estimator on $\text{imag}(\mathbf{\Pi}A)^M$, $\hat{\boldsymbol{\theta}}'' \in \text{argmin}_{\tilde{\boldsymbol{\theta}} \in \text{imag}(\mathbf{\Pi}A)^M} \|Y - \tilde{\boldsymbol{\theta}}\|^2$, it follows from Lemma S6.2 that

$$\begin{aligned} & \sup_{\mathbf{\Pi}A\boldsymbol{\omega} \in \mathcal{N}^\delta(\mathbf{\Pi})} \mathbb{E}_{\mathbf{\Pi}A\boldsymbol{\omega}} \left(\|\hat{\boldsymbol{\theta}}' - \mathbf{\Pi}A\boldsymbol{\omega}\|^2 \right) \\ & \leq 4 \sup_{\boldsymbol{\theta} \in \text{imag}(\mathbf{\Pi}A)^M} \mathbb{E}_{\boldsymbol{\theta}} \left(\|\hat{\boldsymbol{\theta}}'' - \boldsymbol{\theta}\|^2 \right) = 4\sigma^2 mM, \end{aligned}$$

which finishes the proof. \square

S5 Proofs for the results on the estimation error in Section 4

Proof of Theorem 4.2. The first assertion follows directly from the first part of Lemma S6.3 with $\epsilon = \|\mathbf{\Pi}A\boldsymbol{\omega} - \mathbf{\Pi}'A\boldsymbol{\omega}'\|/(\sqrt{n}ma_k)$. The second assertion follows from the second part of Lemma S6.3 with $\epsilon \nearrow \|\mathbf{\Pi}A\boldsymbol{\omega} - \mathbf{\Pi}'A\boldsymbol{\omega}'\|$. \square

Proof of Theorem 4.3. It follows directly from combining the first part of Theorem 4.2 and Corollary 3.4 that

$$\inf_{\hat{\mathbf{\Pi}}, \hat{\boldsymbol{\omega}}} \sup_{\mathbf{\Pi}, \boldsymbol{\omega}} \mathbb{E}_{\mathbf{\Pi}A\boldsymbol{\omega}} \left(d \left((\mathbf{\Pi}, \boldsymbol{\omega}), (\hat{\mathbf{\Pi}}, \hat{\boldsymbol{\omega}}) \right)^2 \right) \gtrsim \sigma^2 M \frac{1}{nma_k^2} + \sigma \sqrt{M} \frac{c_1}{nm^2a_k^2} e^{-\frac{c_1^2}{8} \frac{M}{\sigma^2}}.$$

For $B := \left\{ \|\mathbf{\Pi}A\boldsymbol{\omega} - \hat{\mathbf{\Pi}}A\hat{\boldsymbol{\omega}}\| \leq c_1 \sqrt{M}/(1 + ma_k) \right\}$, Markov's inequality gives

$$\begin{aligned} \mathbf{P}_{\mathbf{\Pi}A\boldsymbol{\omega}}(B^c) &= \mathbf{P}_{\mathbf{\Pi}A\boldsymbol{\omega}} \left(\|\mathbf{\Pi}A\boldsymbol{\omega} - \hat{\mathbf{\Pi}}A\hat{\boldsymbol{\omega}}\| > c_1 \sqrt{M}/(1 + ma_k) \right) \\ &\leq \frac{\mathbb{E}_{\mathbf{\Pi}A\boldsymbol{\omega}} \left(\|\mathbf{\Pi}A\boldsymbol{\omega} - \hat{\mathbf{\Pi}}A\hat{\boldsymbol{\omega}}\|^2 \right)}{c_1^2 M/(1 + ma_k)^2}. \end{aligned}$$

As for any $\mathbf{\Pi}A\boldsymbol{\omega}, \mathbf{\Pi}A\boldsymbol{\omega}' \in \mathcal{N}^{\delta, \Lambda}$, $d((\mathbf{\Pi}, \boldsymbol{\omega}), (\mathbf{\Pi}, \boldsymbol{\omega}')) \leq \sqrt{M}(1/m + 1) \leq \sqrt{M}3/2$ it follows

from combining the second part of Theorem 4.2 and Corollary 3.4 that

$$\begin{aligned}
& \inf_{\hat{\Pi}, \hat{\omega}} \sup_{\Pi, \omega} \mathbb{E}_{\Pi A \omega} \left(d \left((\Pi, \omega), (\hat{\Pi}, \hat{\omega}) \right)^2 \right) \\
& \leq \inf_{\hat{\Pi}, \hat{\omega}} \sup_{\Pi, \omega} \mathbb{E}_{\Pi A \omega} \left(d \left((\Pi, \omega), (\hat{\Pi}, \hat{\omega}) \right)^2 \mathbb{1}_B \right) + 9/4 M \mathbf{P}_{\Pi A \omega} (B^c) \\
& \leq \inf_{\hat{\Pi}, \hat{\omega}} \sup_{\Pi, \omega} \mathbb{E}_{\Pi A \omega} \left(\|\Pi A \omega - \hat{\Pi} A \hat{\omega}\|^2 \right) + 9/4 M \frac{\mathbb{E}_{\Pi A \omega} \left(\|\Pi A \omega - \hat{\Pi} A \hat{\omega}\|^2 \right)}{c_1^2 M / (1 + m a_k)^2} \\
& = \inf_{\hat{\Pi}, \hat{\omega}} \sup_{\Pi, \omega} \mathbb{E}_{\Pi A \omega} \left(\|\Pi A \omega - \hat{\Pi} A \hat{\omega}\|^2 \right) \left(1 + \frac{9/4 (1 + m a_k)^2}{c_1^2} \right) \\
& \lesssim \inf_{\hat{\Pi}, \hat{\omega}} \sup_{\Pi, \omega} \mathbb{E}_{\Pi A \omega} \left(\|\Pi A \omega - \hat{\Pi} A \hat{\omega}\|^2 \right) \left(\frac{m a_k}{c_1} \right)^2 \\
& \lesssim \sigma^2 M \frac{m^3 a_k^2}{c_1^2} + \sqrt{M} \sigma \frac{m^2 a_k^2}{\sqrt{c_2 c_1^3}} e^{-\frac{c_2 c_1^2}{16 m^3 (1 + a_k)^2} \frac{M}{\sigma^2}}.
\end{aligned}$$

□

S6 Additional lemmas

Lemma S6.1.

For a finite parameter space $\Theta \subset \mathbb{R}^n$ and any estimator $\hat{\theta}$

$$\min_{\theta' \neq \theta''} \|\theta' - \theta''\|^2 \leq \frac{\sup_{\theta \in \Theta} \mathbb{E}_{\theta} \left(\|\hat{\theta} - \theta\|^2 \right)}{\sup_{\theta \in \Theta} \mathbf{P}_{\theta} \left(\hat{\theta} \neq \theta \right)} \leq \max_{\theta' \neq \theta''} \|\theta' - \theta''\|^2.$$

Proof. It holds that

$$\begin{aligned}
\sup_{\theta \in \Theta} \mathbb{E}_{\theta} \left(\|\hat{\theta} - \theta\|^2 \right) &= \sup_{\theta \in \Theta} \sum_{\tilde{\theta} \in \Theta \setminus \theta} \|\tilde{\theta} - \theta\|^2 \mathbf{P}_{\theta} \left(\hat{\theta} = \tilde{\theta} \right) \\
&= \sup_{\theta \in \Theta} \mathbf{P}_{\theta} \left(\hat{\theta} \neq \theta \right) \sum_{\tilde{\theta} \in \Theta \setminus \theta} \|\tilde{\theta} - \theta\|^2 \frac{\mathbf{P}_{\theta} \left(\hat{\theta} = \tilde{\theta} \right)}{\mathbf{P}_{\theta} \left(\hat{\theta} \neq \theta \right)},
\end{aligned}$$

where, for every $\theta \in \Theta$

$$\min_{\theta' \neq \theta''} \|\theta' - \theta''\|^2 \leq \sum_{\tilde{\theta} \in \Theta \setminus \theta} \|\tilde{\theta} - \theta\|^2 \frac{\mathbf{P}_{\theta} \left(\hat{\theta} = \tilde{\theta} \right)}{\mathbf{P}_{\theta} \left(\hat{\theta} \neq \theta \right)} \leq \max_{\theta' \neq \theta''} \|\theta' - \theta''\|^2.$$

□

Lemma S6.2.

Let V be a subvector space of \mathbb{R}^d , $A \subset V$ an arbitrary subset, and $Y \in \mathbb{R}^d$. Further, let $\hat{\theta}_A(Y) \in \operatorname{argmin}_{\tilde{\theta} \in A} \|Y - \tilde{\theta}\|$ and $\hat{\theta}_V(Y) \in \operatorname{argmin}_{\tilde{\theta} \in V} \|Y - \tilde{\theta}\|$. Then

$$\forall \theta \in A : \quad \|\hat{\theta}_A - \theta\|^2 \leq 4 \|\hat{\theta}_V - \theta\|^2. \quad (57)$$

Proof. Let $\theta \in A$ be fixed. If $\|\hat{\theta}_A - \theta\|^2 = 0$, (57) holds trivially. Further, if $Y \in A$, it holds that $\hat{\theta}_V = \hat{\theta}_A = Y$, and hence, (57) follows trivially, too. So assume that $\|\hat{\theta}_A - \theta\|^2 > 0$ and $Y \notin A$.

Choosing an appropriate coordinate system, we may w.l.o.g. assume that

$$V = \{x \in \mathbb{R}^d : x_1 = \dots = x_r = 0\},$$

with $\dim(V) = d - r$. Let pr be the orthogonal projection onto V , i.e.,

$$\operatorname{pr} : (x_1, \dots, x_d)^\top \mapsto (x_{r+1}, \dots, x_d)^\top.$$

Then,

$$\begin{aligned} \operatorname{argmin}_{\tilde{\theta} \in A} \|Y - \tilde{\theta}\|^2 &= \operatorname{argmin}_{\tilde{\theta} \in A} \sum_{i=1}^r Y_i^2 + \|\operatorname{pr}(Y) - \operatorname{pr}(\tilde{\theta})\|^2 \\ &= \operatorname{argmin}_{\tilde{\theta} \in A} \|\operatorname{pr}(Y) - \operatorname{pr}(\tilde{\theta})\|^2 \end{aligned}$$

and analog $\operatorname{argmin}_{\tilde{\theta} \in V} \|Y - \tilde{\theta}\|^2 = \operatorname{argmin}_{\tilde{\theta} \in V} \|\operatorname{pr}(Y) - \operatorname{pr}(\tilde{\theta})\|^2$, $\|\hat{\theta}_V - \theta\|^2 = \|\operatorname{pr}(\hat{\theta}_V) - \operatorname{pr}(\theta)\|^2$, and $\|\hat{\theta}_V - \theta\|^2 = \|\operatorname{pr}(\hat{\theta}_V) - \operatorname{pr}(\theta)\|^2$. Thus, we may w.l.o.g. assume that $V = \mathbb{R}^d$, i.e., $\hat{\theta}_V = Y$. Then

$$\begin{aligned} \frac{\|Y - \theta\|^2}{\|\hat{\theta}_A - \theta\|^2} &\geq \left(\min_{x \notin A} \frac{\|x - \theta\|}{\|\hat{\theta}_A(x) - \theta\|} \right)^2 \geq \left(\min_{x \notin A} \frac{\|x - \theta\|}{\|\hat{\theta}_A(x) - x\| + \|x - \theta\|} \right)^2 \\ &= \left(1 + \max_{x \notin A} \frac{\|x - \hat{\theta}_A(x)\|}{\|x - \theta\|} \right)^{-2} \geq \frac{1}{4}, \end{aligned}$$

where the last inequality follows from the definition of $\hat{\theta}_A$. □

Lemma S6.3.

Let $\Pi A\omega, \Pi' A\omega' \in \mathcal{N}^\delta$, then for all $\epsilon > 0$

1.

$$\|\Pi A\omega - \Pi' A\omega'\| \geq \sqrt{n} m a_k \epsilon \quad \Rightarrow \quad d((\Pi, \omega), (\Pi', \omega')) \geq \epsilon,$$

2. if $\epsilon < \delta/(1 + m a_k)$, then

$$\|\Pi A\omega - \Pi' A\omega'\| < \epsilon \quad \Rightarrow \quad d((\Pi, \omega), (\Pi', \omega')) < \epsilon.$$

Proof. From $\|\Pi A\omega - \Pi' A\omega'\| \geq \sqrt{n}ma_k \epsilon$ it follows that

$$\max_{j=1,\dots,n} \|(\Pi A\omega)_{j\cdot} - (\Pi' A\omega')_{j\cdot}\| \geq ma_k \epsilon$$

and

$$\epsilon \leq \max_{j=1,\dots,n} \|(\Pi A\omega)_{j\cdot} - (\Pi' A\omega')_{j\cdot}\| / (ma_k) \leq \sqrt{M}/m.$$

Hence, by Theorem 2.2 $\max_{i=1,\dots,m} \|\omega_{i\cdot} - \omega'_{i\cdot}\| \geq \epsilon$ or $\Pi \neq \Pi'$. Thus, it follows that $d((\Pi, \omega), (\Pi', \omega')) \geq \epsilon$, which shows the first assertion. If $\epsilon < \delta/(1 + ma_k)$ and $\max_{j=1,\dots,n} \|(\Pi A\omega)_{j\cdot} - (\Pi' A\omega')_{j\cdot}\| \leq \|\Pi A\omega - \Pi' A\omega'\| < \epsilon$ it follows from Theorem 2.2 that $\max_{i=1,\dots,m} \|\omega_{i\cdot} - \omega'_{i\cdot}\| < \epsilon$ and $\Pi = \Pi'$ and thus it follows that $d((\Pi, \omega), (\Pi', \omega')) < \epsilon$, which shows the second assertion. \square