

# Unsupervised Audio Source Separation via Spectrum Energy Preserved Wasserstein Learning

Ning Zhang  
IBM Research – China  
znzning@cn.ibm.com

Junchi Yan (✉)  
Shanghai Jiao Tong University  
IBM Research – China  
yanesta13@163.com

Yuchen Zhou  
IBM Research – China  
zhouyuc@cn.ibm.com

## Abstract

Separating audio mixtures into individual tracks has been a long standing challenging task. We introduce a novel unsupervised audio source separation approach based on deep adversarial learning. Specifically, our loss function adopts the Wasserstein distance which directly measures the distribution distance between the separated sources and the real sources for each individual source. Moreover, a global regularization term is added to fulfill the spectrum energy preservation property regarding separation. Unlike state-of-the-art unsupervised models which often involve deliberately devised constraints or careful model selection, our approach need little prior model specification on the data, and can be straightforwardly learned in an end-to-end fashion. We show that the proposed method performs competitively on public benchmark against state-of-the-art unsupervised methods.

## Introduction

**Background** Audio source separation (ASS) of mixed sources has long been a challenging problem, from which music source separation is a domain where considerable attentions have been attracted. Music source separation has demonstrated its tremendous potential values in various applications, such as music upmixing, audio restoration, music edit, music information retrieval, among others (Liutkus, Fitzgerald, and Rafii 2015). In fact, music source separation is challenging because it is an ill-posed inverse problem. Typically we have more signals to estimate than the number of signals we observed. As most music tracks are mono or stereo recordings, the task is to recover the sources of all its constituent instruments. This is an underdetermined problem whose resolution generally requires further regularization.

Researchers have achieved successive breakthroughs on the music source separation techniques suited for specific occasions. Among these techniques the guided source separation, which means algorithms will exploit some information about the audio sources or the acoustic mixing process, has shown promising performance for real-world practices. A few of these separation algorithms are conducted in spatial domain (Cardoso 1998), but most methods switch to the time-frequency domain by means of complex-valued short time Fourier transform (STFT) (Vincent et al. 2014) or constant-Q transform (CQT) (Fitzgerald et al. 2011).

Existing music source separation methods can be generally categorized into supervised approaches and unsupervised ones. For the supervised setting, it is assumed that the separated sources are available as labeled data together with the mixture data. This direction has been recently dominated by neural network based methods. Due to the powerful modeling capability of the deep neural networks, these models achieved significant improvement in most audio source separation fields. (Uhlich, Giron, and Mitsufuji 2015) build a deep neural network (DNN) which takes magnitude spectrograms of mixture signal as input and tries to extract individual instruments from music. (Nugraha, Liutkus, and Vincent 2016) propose to combine DNN with the classical Gaussian model to perform multichannel audio source separation. They further explore different distance metrics for the training of DNNs, including the Itakura-Saito divergence, KL divergence, Cauchy, mean squared error, and phase-sensitive cost functions. (Chandna et al. 2017) demonstrate the superiority of convolutional neural network (CNN) in monoaural audio source separation. (Graiss and Plumbley 2017) develop a deep convolutional denoising auto-encoder for monoaural audio source separation, which outperforms the deep feedforward neural networks. (Huang et al. 2015) adopt a deep recurrent neural networks to separate monoaural sources. (Uhlich et al. 2017) employ a data augmentation technique during training and blend an ensembling four DNNs and LSTM (long-short term memory) networks to do music audio source separation. Their blending model ranked the first place in the MUS task of the 2016 Signal Separation Evaluation Campaign (Liutkus et al. 2017).

These supervised separation models based on deep networks are straightforward for implementation. However, the performance of these models highly depend on the assumption that there are large amount of labelled data for training, which is unrealistic in many applications. This restricts their applicability to real-world problems, and hence unsupervised learning approaches are needed.

The unsupervised methods are mostly trying to solve the ill-posed inverse problem under different regularizations. The Independent Component Analysis (ICA) (Cardoso 1998) or Sparse Component Analysis (SCA) (Comon and Jutten 2010) based methods assume the source STFT coefficients have a stationary non-gaussian distribution (Vincent 2007). The local Gaussian modelling (LGM) based

methods (Liutkus, Badeau, and Richard 2011) assumed that the vectors of STFT coefficients of the source spatial images have a zero-mean nonstationary Gaussian distribution. Compared to blind separation, combining some prior information about the sources leads to improved performance in practice. The non-negative matrix factorization (NMF) based methods (Ozerov and Fevotte 2010) employ the global structure information of sources and demonstrated impressive performance. The REPET algorithm (Rafii and Pardo 2013) takes advantage of the prior that most musical background is repetitive whereas the vocal signal is not.

The unsupervised methods are built on specific and ad-hoc assumptions, which prevent them from generalizing to other circumstances. Besides, these methods require expensive computation and high processing time, making them difficult to use for real-world applications. Last but not least, state-of-the-art unsupervised models e.g. kernel additive model (KAM) (Liutkus et al. 2014) and OZE (Ozerov, Vincent, and Bimbot 2012) all heavily rely on a precise and correct prior knowledge on the separated sources, the deliberate constraint design and kernel selection prevent them from user-friendly. More importantly, in many real-world applications, such prior knowledge is either hard to collect or difficult to be converted to a mathematical formula.

**Approach overview** This paper aims to explore unsupervised methods as seeing their potential for real-world applications. We pursue a more general approach aiming at relying less on constraints, assumptions, prior knowledge on the source data as done by previous methods (Liutkus et al. 2014; Ozerov, Vincent, and Bimbot 2012). Specifically our model is based on two mild assumptions making them inherently more general: i) the signal’s spectrum energy is preserved after separation which has been a well accepted concept in literature (Sandsten 2016); ii) the separated sources are in the same distribution with other source data, e.g. separated drum sources from music shall lie in its own distribution which can be approximated by a few (other) real-world drum samples – which are more easier to collect than in the supervised case as we do not require one-to-one correspondence between the separated source and its mixture. In fact, the above two constraints can be complementary to each other as the first one enforces global consistency while the latter pays more attention to its own distribution with no interlock to other separated sources during learning.

From the optimization perspective, the second assumption above can be mathematically converted to the Wasserstein distance which has been proved to be a robust metric to measure the distance between two distributions (Arjovsky, Chintala, and Bottou 2017). In contrast to the KL-divergence that requires strict match between two probability distributions and does not consider how close two samples are but only their relatively probability, which is sensitive to sample noise and outliers, Wasserstein distance is more sensitive to the underlying geometry structure of samples and more robust to noise/outliers. In addition, the first assumption can be explicitly accounted by an analytical energy preservation term in the loss function. To make the Wasserstein distance more tractable, in this paper we turn to the generative adver-

sarial nets (GANs) (Goodfellow et al. 2014) technique. More specifically, the Wasserstein distance minimization problem can be solved by a minmax gaming procedure if we treat our separation model as the generator and introduce an additional discriminator that tries to distinguish the fake generated sources from the real ones. As a result, the efforts boil down to devising an effective generator (see Figure 3) and discriminator (see the discriminator modules in Figure 2). For the discriminator structure, skip connection is used in this paper to improve its capacity. More importantly, we employ  $n$  independent discriminators to account for their corresponding sources respectively. The global consistency is synergically complemented by the energy preservation term.

To better formulate the problem, in this paper we assume the number of sources  $n$  for separation is fixed and known, and we further assume all the training and testing data are associated with a same  $n$  for separation. This assumption is realistic for real-world applications and has been widely adopted by existing works on music source separation (Plumbley et al. 2010; Vincent et al. 2014).

**Contribution** The highlights of this paper are:

- We explore a new paradigm for unsupervised source separation, which involves a deep network learned by a general loss function which rely less on prior knowledge on each of the source data for separation, compared with existing unsupervised models (Liutkus et al. 2014; Ozerov, Vincent, and Bimbot 2012). This is also the first work, to our best knowledge, on deep neural network based unsupervised learning of source separation<sup>1</sup>. The direct benefit is for its end-to-end learning capability.
- We present a novel and general loss involving i) the Wasserstein distance between the distributions of the separated source samples and the real-world source samples; ii) the spectrum energy preservation constraint which can be a complementary to each source’s Wasserstein loss, as it imposes global interlock and consistency among the separated sources compared with the mixed signal.
- Our learning paradigm and the devised loss function, show competitive performance on music separation benchmark compared with state-of-the-art unsupervised methods. While peer method (Liutkus et al. 2014) needing careful kernel model selection, and (Ozerov, Vincent, and Bimbot 2012) calling for deliberate constraint formula design, our model is easy to implement and can be potentially more practical for real-world applications.

## Related Works

Our approach is an endeavor for employing the generative adversarial learning paradigm for unsupervised source separation. We briefly review a few closely related areas.

<sup>1</sup>There exist early literature on preliminary brain-inspired networks. Despite their titles, the network is shallow and the parameters are predefined rather than via (unsupervised) learning (Pichevar and Rouat 2006; Szu and Hsu 1998)

## Generative adversarial nets

Through a minmax game of two networks, generative adversarial nets (GANs) Goodfellow et al. make it possible for large-scale data generation. The original GANs are well known for its difficulty in training. Subsequent works e.g. WGANs (Arjovsky, Chintala, and Bottou 2017) and improved WGANs (Gulrajani et al. 2017) have been proposed to alleviate this problem.

This paper is partially inspired by the above GANs paradigm in the sense that we employ the discriminator to distinguish between real sources and separated ones by our approach. The hope is that the model can better fit to the distribution of real source data via a minimax game between a generative model and a discriminative model. In fact, this point is missing in existing source separation literature.

Moreover, our model can be viewed as an embodiment of conditional GANs, which has been a popular paradigm extending the vanilla GANs whereby a random signal is used to activate the generator. In fact, in conditional GANs, the generator’s output is dependent on the specified determined signals. Application-specific conditional GANs technique can be found in vision and language, such as image to image translation (Isola et al. 2016), image super-resolution (Ledig et al. 2016) and machine language translation (Wu et al. 2017). However, no existing work is identified for audio source separation, which is first addressed in this paper.

## Learning for source separation

Current source separation models are dominated by machine learning approaches as mentioned in the introduction. Traditional methods such as ICA (Hyvärinen, Karhunen, and Oja 2004), NMF (Ozerov and Fevotte 2010), SCA (Comon and Jutten 2010) etc. in general seek to find a powerful dictionary, either in an unsupervised or weakly-supervised fashion. More recent deep neural network based models (Huang et al. 2015; Uhlich et al. 2017) are more brutal force in the sense that they directly learn to mapping between the mixture signal and the separated multiple sources (the number of sources is usually assumed known and fixed over data). Thanks to the high capacity of deep networks, state-of-the-art performance has been achieved by these models.

Differing from these supervised networks, our network is learned in an unsupervised manner. We believe unsupervised source separation has more potential for real applications as it can work in the absence of large amount of labelled data. In fact, well separated sources together with their mixture are not easy to collect in practice and expensive for production. As a matter of fact, we have not identified any existing unsupervised learning network for audio source separation. Our endeavor extends the frontier in this direction by adopting the adversarial learning techniques. The underlying rationale is that the separated sources should be similar to other real source data, at least in the same category. This can be seen as an important regularizer (while ignored by previous work) for the original ill-posed problem. In this sense, our approach can also be regarded as a weakly supervised approach since we take advantage of other (unlabeled) source data. In fact, this is also the

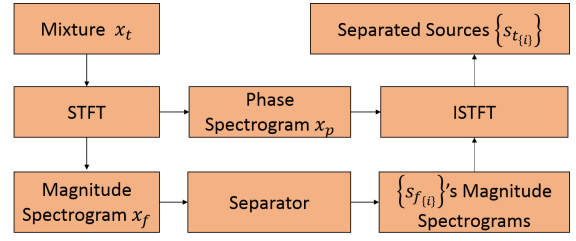


Figure 1: Working flow of music audio source separation.

case for existing unsupervised methods (Liutkus et al. 2014; Ozerov, Vincent, and Bimbot 2012) for pretraining their models for each separated source.

## Unsupervised Wasserstein Learning for Audio Source Separation (ASS)

**Preliminaries on ASS** We now explain the proposed energy preserved Wasserstein learning for separating the mixture audio  $x_t$  into sources  $\{s_{t_i}\}_{i=1\dots n}$ . Here  $n$  denotes the number of sources. The overall data flow is shown in Figure 1. Firstly, the mixture audio  $x_t$  is segmented into overlapped segments of time context  $C$ , on which the short time Fourier transform (STFT) is computed. The resulting magnitude spectrograms  $x_f(\omega)$  are passed through the separator, which outputs the estimate  $\{\hat{s}_{f_i}(\omega)\}_{i=1\dots n}$  for each of the separated sources  $i$ . Here  $\omega$  is the time indices. These estimates, along with the computed phase of the mixture, are transformed through an inverse STFT to recover the audio signals  $\hat{x}_t$  corresponding to the separated sources.

### Energy Preserved Wasserstein Learning

As mentioned in the introduction, the loss function involves i) the energy preservation term to restrict the separated sources’s total energy is close to the mixed one; ii) the distribution distance term hoping the separated sources are similar to other real-world sources in the same category.

**Spectrum energy preservation** This constraint is widely accepted and used in signal processing literature e.g. (Sandsten 2016), which can be written by:

$$\sum_{i=1}^n \|\hat{s}_{f_i}(\omega)\|_2^2 = \|x_f(\omega)\|_2^2,$$

**Wasserstein distance between distributions** We describe the Wasserstein distance in the language of GANs, which involves two losses  $L_g, L_d$  for generator and discriminator respectively, which can be written as (Goodfellow et al. 2014):

$$\begin{cases} L_d = -\mathbb{E}_{\mathcal{S}_f \sim \mathbb{P}(\mathcal{S}_f)}(D_\theta(\mathcal{S}_f)) + \mathbb{E}_{x_f(\omega) \sim \mathbb{P}(x_f)}(D_\theta(G_w(x_f(\omega)))) \\ \quad + \lambda \mathbb{E}_{\tilde{\mathcal{S}}_f(\omega) \sim \mathbb{P}(\tilde{\mathcal{S}}_f(\omega))} \left[ \left( \|\nabla_{\tilde{\mathcal{S}}_f(\omega)} D_\theta(\tilde{\mathcal{S}}_f(\omega))\|_2 - 1 \right)^2 \right] \\ L_g = -\mathbb{E}_{x_f(\omega) \sim \mathbb{P}(x_f)}(D(G_w(x_f(\omega)))) \\ \quad + \lambda \mathbb{E}_{\tilde{\mathcal{S}}_f(\omega) \sim \mathbb{P}(\tilde{\mathcal{S}}_f(\omega))} \left[ \left( \|\nabla_{\tilde{\mathcal{S}}_f(\omega)} D_\theta(\tilde{\mathcal{S}}_f(\omega))\|_2 - 1 \right)^2 \right] \end{cases} \quad (1)$$

where  $\theta$  and  $w$  are the model parameter for the generator and discriminator, respectively. While  $\mathcal{S}_f = \{s_{f_1}, \dots, s_{f_n}\}$

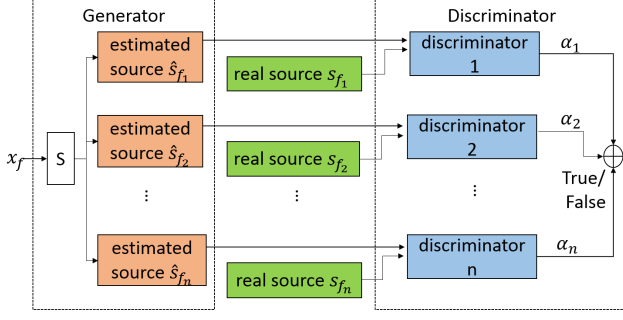


Figure 2: Overview of the proposed framework for source separation. The input mixture signal is first transformed into the spectrum domain as  $x_f$ , then it is separated into  $n$  sources  $\hat{s}_{f_i}$ . For each source, a discriminator is devised by using the separated i.e. generated sources as well as the real sources from auxiliary source data. The overall discriminative loss is a combination of multiple sources.

denotes  $n$  sources, and  $\lambda$  is gradient penalty weight.  $\tilde{\mathcal{S}}(\omega) \sim \mathbb{P}(\tilde{\mathcal{S}}(\omega))$  are points sampled uniformly along straight lines between pairs of points sampled from the data distribution  $\mathbb{P}(\mathcal{S}(\omega))$  and the estimated distribution  $\mathbb{P}(\hat{\mathcal{S}}(\omega))$ . The detailed theoretical reasons for this behavior can be found in (Gulrajani et al. 2017).

**Energy preserved Wasserstein loss** By combing the above two loss functions, our objective function can be further written as a minmax problem whose objectives can be optimized alternatively:

$$\min_{\theta} \max_w \underbrace{\mathbb{E}_{\mathcal{S}_f \sim \mathbb{P}(\mathcal{S}_f)}(D_{\theta}(\mathcal{S}_f)) - \mathbb{E}_{x_f(\omega) \sim \mathbb{P}(x_f)}(D_{\theta}(G_w(x_f(\omega))))}_{\text{Wasserstein loss between separated and real source}} - \underbrace{\lambda \mathbb{E}_{\tilde{\mathcal{S}}_f(\omega) \sim \mathbb{P}(\tilde{\mathcal{S}}_f(\omega))} \left[ \left( \|\nabla_{\tilde{\mathcal{S}}_f(\omega)} D_{\theta}(\tilde{\mathcal{S}}_f(\omega))\|_2 - 1 \right)^2 \right]}_{\text{1-Lipschitz regularizer}} + \underbrace{\beta \left( \sum_{i=1}^n \|\hat{s}_{f_i}(\omega)\|_2^2 - \|x_f(\omega)\|_2^2 \right)^2}_{\text{Energy preservation}} \quad (2)$$

where  $\beta$  is the energy integrity penalty weight. Here we impose a Lipschitz restriction similar to (Gulrajani et al. 2017), which is denoted as  $\|f\|_L \leq K$ , for  $K \geq 0$  – for all real  $x_1$  and  $x_2$ ,  $|f(x_1) - f(x_2)| \leq K|x_1 - x_2|$ .

Note that existing audio separation models often use some additional regularization terms in order to maximize the independence between the estimated sources. In this paper, we do not use the independence regularization explicitly. Because the independent restriction is implied in the above generative adversarial process as the estimated sources are forced to be sampled from real source distributions. This helps simplify our model.

In training stage, we randomly select mixture signals and input them to the generator  $G_{\theta}$ . The estimated sources for these mixture will then be output. These estimates, together

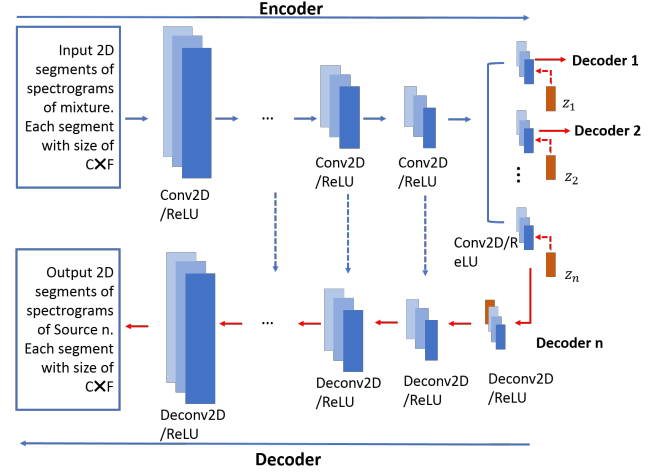


Figure 3: Structure of the generator (only the decoder for source  $n$  is depicted). The decoders for other sources share the similar structure to decoder  $n$ . ‘conv2D/ReLU’ denotes a 2D convolutional layer followed by rectified linear unit (ReLU). ‘deconv2D/ReLU’ denotes a 2D convolutional layer followed by rectified linear unit (ReLU).  $C$  denotes the time context and  $F$  denotes the frequency bins.  $z_i$  is the random noises added to each output of the encoder.

with randomly selected real sources, are then feed into the discriminator  $D_w$ . Note that each kind of source was input to a specific individual discriminator  $d_w$  for each source. We then alternately optimize  $D_w$  and  $G_{\theta}$  through gradient descent on the losses of them. After training, the generator can be taken as a music source separator.

The training procedure of the proposed generative adversarial separation model is described in Algorithm 1.

### Architecture of ASS Generator and Discriminator

In our model, the generator aims to separate the mixed signal into  $n$  sources, while the discriminator tries to distinguish each separated source with the real ones. We use two neural networks to model both of the generator and discriminator. The working flow is illustrated in Figure 2.

For the generator i.e. separator, we propose to use a structure of convolutional auto-encoder with one channel of input and  $n$  channels for output. The network takes single channel mixture  $x_f(\omega)$  as input, and outputs  $n$  estimated signals  $\{\hat{s}_{f_i}(\omega)\}_{i=1 \dots n}$  through  $n$  channels. Each channel corresponds to a kind of source signal. The separator network is depicted in Figure 3, which is a fully convolutional auto-encoder. In the encoding stage, the input mixture spectrograms are mapped into low dimensional features through a number of strided convolutional layers followed by rectified linear units (ReLUs). For decoding, these low dimensional features are projected back to high dimensional outputs through a number of fractional strided convolutional layers. No dense layer is used. We devise this architecture by the guidelines in (Radford, Metz, and Chintala 2015).

---

**Algorithm 1** Source Separation GAN (SSGAN): Energy preserved Wasserstein learning of audio source separation.

---

**Require:** The spectrograms of mixture audio  $\{x_f(\cdot)\}$ , and the spectrograms of source audios  $s_{f_i(\cdot)}, i = 1, \dots, n$

**Require:** Notations:  $G_\theta(\cdot)$ : generator (i.e. separator);  $D_w(\cdot)$ : discriminator;  $\beta$ : the energy integrity penalty weight;  $\lambda$ : gradient penalty coefficient;  $m$ : batch size;  $I_{critic}$ : the number of discriminator iterations per generator iteration.  $\omega$ : the time indice.

- 1: Initialize  $G_\theta(\cdot)$  and  $D_w(\cdot)$  with random weights.
  - 2: **repeat**
  - 3: Randomly select  $m$  spectrograms of mixture audios  $\{x_f(\omega)\}, \omega = 1, \dots, m$ . Input them to the generator  $G_w$ . Get  $n$  estimated sources for each spectrogram  $\{\hat{s}_{f_i}(\omega)\}, \omega = 1, \dots, m; i = 1, \dots, n$ .
  - 4: Update generator parameters  $\theta$  via optimizing Equation 2 by Adam (Kingma and Ba 2014).
  - 5: **for** d-steps in  $I_{critic}$  **do**
  - 6: Randomly select  $m$  spectrograms of each real source  $\{s_{f_i}(\omega)\} \sim \mathbb{P}_{s_{f_i}}, \omega = 1, \dots, m; i = 1, \dots, n$ . Randomly select  $m$  spectrograms of mixture data  $\{x_f(\omega)\} \sim \mathbb{P}_x, \omega = 1, \dots, m$ . Use the current generator to generate estimated spectrograms  $\{\hat{s}_{f_i}(\omega)\}$  of each source from the random selected mixtures  $\{x_f(\omega)\}$ . Input  $\{\hat{s}_{f_i}(\omega)\}$  and  $\{s_{f_i}(\omega)\}$  to discriminator  $D_\theta$
  - 7: Update the discriminator parameters  $w$  via gradient decent by Equation 2 by Adam (Kingma and Ba 2014).
  - 8: **end for**
  - 9: **until** model converges
- 

The encoding part of the generator aims to extract low dimensional source-specific features from the input data. Hence the encoder is devised to extract source-common features through several convolutional layers and then output  $n$  source-specific features in the last layer. Before passing these source-specific features to decoders, we add some noise to them. This is to increase diversity to the output of separator. Note that the generator network consists of skip connections (Ronneberger, Fischer, and Brox 2015), connecting the encoding layers to its corresponding decoding layers. These skip connections can pass low level details directly to higher layers, and help the decoder to reconstruct the source signals. Additionally, gradients in back propagation process can flow deeper through the skip connections.

The discriminator  $D(\cdot)$  is another CNN which is larger and deeper than generator. It takes in the estimated source signals and output a similarity score between the distribution of separated sources  $\mathbb{P}(\hat{s}_f)$  and that of the real sources  $\mathbb{P}(s_f)$ . For modeling flexibility, we devise separate discriminators  $d_i(\cdot)$  for each source, and then combined their losses together to obtain the final loss:  $D(\{s_1, \dots, s_n\}) = \sum_i^n \alpha_i * d_i(s_i), d_i(\cdot)$  where  $\alpha_i$  is its corresponding weight.

## Experiments and Discussion

### Evaluation protocol

**Dataset** We term our approach as source separation GAN (SSGAN). We convert the stereo songs into mono by computing the average of the two channels for all songs and sources in Demixing Secrets Dataset (DSD100)<sup>2</sup>, which is designed to evaluate the performances of music audio source separation methods. dataset consists of 100 professionally produced full track songs from the Mixing Secrets Free Multitrack Download Library<sup>3</sup>. This dataset also provides source tracks for *drums*, *vocals*, *bass*, and *other* instruments for each song in the set. For each song, the mixture and the sources have the same length and are all sampled at 44.1 K Hz. The DSD100 is divided into a dev set and a test set. Each of them consist of 50 songs. We train our proposed model on the dev set and test the trained model on the test set. The magnitude spectrogram for the data is computed by STFT. We use non-overlapping Hanning window of 1024 points, which corresponds to about 23 milliseconds. For each frame, the first 513 FFT points were taken as magnitude values. For the input and output data for the SSGAN, we aggregate magnitude vectors in a context window of 32 frames. Hence, one SSGAN input vector has a size of  $32 \times 513$ , and each input and output instants spans around 743 milliseconds. All of the input is scaled to  $[0, 1]$

For this dataset features 4 sources, namely *drums*, *vocals*, *bass*, and *other*. we set generator with four output channels, and the discriminator with four input channels. Each of the channels corresponds to a kind of source. Details of the generator and discriminator networks can be found in Table 2 and Table 3. The generator is composed of an encoder and four decoders. The encoder consists 5 strided convolutional layers followed by rectified linear units. The last layer of the encoder has four output channels, to each a random noise is added. The four decoders are of the same structure. Each step in the decoder consists of an fractional strided convolutional layers followed by rectified linear units, and a concatenation with the correspondingly encoder layer. The four discriminators share the same structure. Each discriminator contains 6 convolutional layers followed by leaky rectified linear units, and a fully connected (FC) output layer indicating the similarity between the estimated source and the real source. Finally, outputs from the four discriminators are weighted summed together to arrive a score.

**Model settings** The parameters for the generator and discriminator networks were initialized randomly. We used the Adam optimizer (Kingma and Ba 2014) with hyperparameters  $\alpha = 0.0001, \beta_1 = 0.5, \beta_2 = 0.9$  to train the generator and the discriminator, using a batch size of 16.

The other parameters related to the model setup can be found in Table 1. We note that the *other* source comprises many kind of instruments, and varied a lot across songs. Besides, some of the segments in the *other* source are closed to the *vocals* source. This indicates that the distribution of

<sup>2</sup><http://liutkus.net/DSD100.zip>

<sup>3</sup><http://cambridge-mt.com/ms-mtk.htm>

| parameter  | description                              | value |
|------------|--|-------|
| $C$        | time context                             | 32    |
| $F$        | frequency bins                           | 513   |
| $\alpha_1$ | weight of discriminator of bass          | 0.25  |
| $\alpha_2$ | weight of discriminator of drum          | 0.25  |
| $\alpha_3$ | weight of discriminator of vocal         | 0.4   |
| $\alpha_4$ | weight of discriminator of others        | 0.1   |
| $\beta$    | energy integrity penalty weight in Eq. 1 | 10    |
| $\lambda$  | gradient penalty weight in Eq. 1         | 10    |

Table 1: Parameter settings.

|         | layer                               | # filters  | output shape                 |
|---------|-------------------------------------|------------|------------------------------|
| Encoder | conv2D(3,3,2)/ReLU                  | 16         | (16,256,16)                  |
|         | conv2D(3,3,2)/ReLU                  | 32         | (8,128,32)                   |
|         | conv2D(3,3,2)/ReLU                  | 64         | (4,64,64)                    |
|         | conv2D(3,3,2)/ReLU                  | 128        | (2,32,128)                   |
|         | conv2D(3,3,2)<br>noise(1,16,1)/ReLU | 256*4<br>— | (1,16,256)*4<br>(1,16,256)*4 |
| Decoder | deconv2D(3,3,2)/ReLU                | 128        | (2,32,128)/Skip1:            |
|         | deconv2D(3,3,2)/ReLU                | 64         | (4,64,64)/Skip2:             |
|         | deconv2D(3,3,2)/ReLU                | 64         | (8,128,32)/Skip3:            |
|         | deconv2D(3,3,2)/ReLU                | 64         | (16,256,16)                  |
|         | deconv2D(3,3,2)/ReLU                | 1          | (32,513,1)                   |

Table 2: The detailed structure of generator (i.e. separator). The output shape is shown as (time-context, frequency bins). ‘conv2D(3,3,2)’ denotes 2D convolutional layer with filter size  $3 \times 3$ , and stride = 2 in both time-context direction and frequency bin direction. ‘LeakyReLU(0.2)’ denotes a leaky rectified linear layer with slide 0.2. ‘Skip’ denotes a skip connection from the corresponding encoder layer. The input data with size 32 frames and 513 frequency bins. All the decoders shall the same structure as described in the table.

the *other* source is highly dispersed, and is sometimes confounded with that of the *vocals*. To learn the distribution of the *other* source well is more difficult than that of *drums*, *vocals*, and *bass*. Hence we reduce the weight of the discriminator for the *other*, and raise the weight for *vocals*. The energy integrity penalty weight  $\beta$  is selected by trial and error. The gradient penalty weight is chosen as the value recommended in (Gulrajani et al. 2017).

Our model is implemented by Tensorflow (Abadi et al. 2015), and trained on a Linux server with two K40 GPUs. The model is trained for 100,000 steps before the overall loss stops dropping. No data augmentation is used.

**Metrics** Following the widely used protocol, we measure the performance of the proposed separation method by the source to distortion ratio (SDR), source to interference ratio (SIR), source to artifacts ratio (SAR), source image to spatial (ISR). Among them, SDR is usually considered as the overall performance for source separation approaches (Vincent, Gribonval, and Fevotte 2006).

We compute the above performance metrics using BSS Eval toolbox (Vincent, Gribonval, and Fevotte 2006). The

|  | layer                         | # filters | output shape |
|--|-------------------------------|-----------|--------------|
|  | conv2D(3,3,2)/ LeakyReLU(0.2) | 64        | (16,256,64)  |
|  | conv2D(3,3,2)/ LeakyReLU(0.2) | 64        | (8,128,64)   |
|  | conv2D(3,3,1)/ LeakyReLU(0.2) | 128       | (8,128,128)  |
|  | conv2D(3,3,2)/ LeakyReLU(0.2) | 128       | (4,64,128)   |
|  | conv2D(3,3,2)/ LeakyReLU(0.2) | 256       | (2,32,256)   |
|  | conv2D(3,3,1)/ LeakyReLU(0.2) | 256       | (2,32,256)   |
|  | FC layer/ LeakyReLU(0.2)      | —         | (1)          |

Table 3: The detailed structure of each discriminator. The output shape is shown as (time-context, frequency bins). ‘conv2D(3,3,2)’ denotes 2D convolutional layer with filter size  $3 \times 3$ , and stride = 2 in both time-context direction and frequency bin direction. ‘LeakyReLU(0.2)’ denotes a leaky rectified linear layer with slide 0.2. The input data is of size  $32 \times 513$ , denoting 32 frames and 513 frequency bins.

SiSEC 2016 (Signal Separation Evaluation Campaign) published the evaluation results of all the submitted methods<sup>4</sup>. This facilitate the comparison of our proposed SSGAN based method with other methods. We noted that the published results did not cover all the 50 songs in test set. Only results of 47 songs are published. To make it fair, we also compute our results on the same 47 songs in test set.

**Compared unsupervised methods** We choose three state-of-the-art unsupervised methods: kernel additive mod-ellings (KAM1 and KAM2) (Liutkus et al. 2014; Liutkus, Fitzgerald, and Rafii 2015), and OZE (as termed by the SiSEC 2016 – Signal Separation Evaluation Campaign <https://sisec.inria.fr/>) (Ozerov, Vincent, and Bimbot 2012) for comparison as our method is also unsupervised. These three methods ranked ahead of other unsupervised methods in the SiSEC 2016. Note that the three peer methods are not based on deep network, as we have not identified any unsu-pervised network based model for source separation.

## Results and discussion

The performance of the peer methods are all from the the SiSEC Competition 2016 results<sup>5</sup>. As the peer methods KAM1 and KAM2 (Liutkus, Fitzgerald, and Rafii 2015) only disclose performance on the *vocals* vs. *non-vocals* separation task, hence we also test this case and denote as SSGAN-V (for vocals) for our method. The full separation result and the binary *vocals* vs. *non-vocals* separation are both shown in Figure 4. Note for our approach, the full separation and two-source separation models are separately trained by setting different number of sources and discrimi-nators.

Our model in general performs competitively against the peer methods. In particular, SSGAN’s overall performance SDR outperforms the peer methods on *bass* and *drums*. The average SDR improvements of the proposed methods over OZE method is approximately 1.32 dB. A comparison test using a non-parametric Mann-Whitney U test, at the 5% confidence interval level, shows that the proposed method

<sup>4</sup><https://sisec17.audiolabs-erlangen.de/#/methods>

<sup>5</sup><https://sisec17.audiolabs-erlangen.de/#/results/1/4/2>

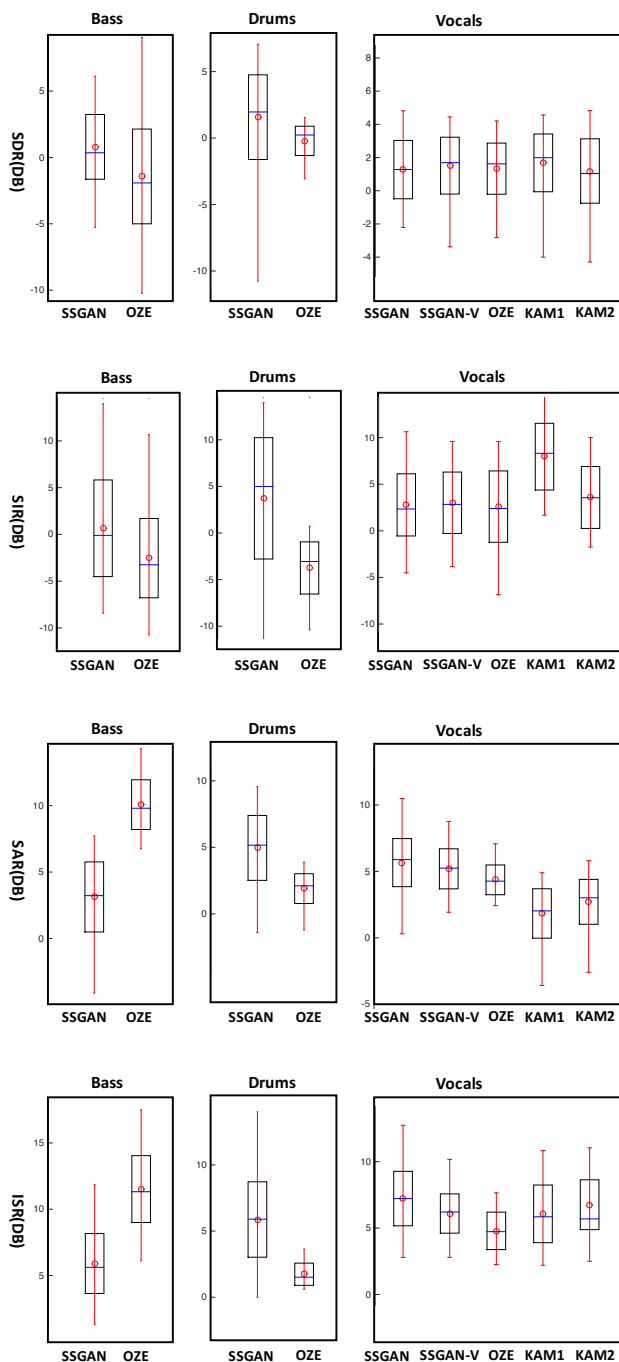


Figure 4: The overall performance (SDR) and the three individual metrics (SIR, SAR, ISR) for *vocals vs. non-vocals* separation task and the *vocals vs. non-vocals* separation task on the test part of DSD100. The ends of red vertical lines denote the maximum and minimum values, and the red  $\circ$  denote the mean values. The upper and lower edges of the boxes denote the *mean  $\pm$  standard deviation*. The horizontal line in the box denotes the median values. For all metrics, the higher the better.

is significantly better than the OZE method on the *drum* and *bass* channels, while it shows that the difference on the *vocals* channel is not significant.

We also note our binary separation version SSGAN-V slightly improves the full version SSGAN on the *vocals vs. non-vocals* separation task in terms of the overall performance SDR. For SDR on *vocals*, the difference between our models and peer methods is small. We conjecture this is due to the fact that learning *vocals*'s real data's distribution is more challenging to learning its Wasserstein distance as the *vocals* can contain diverse patterns.

Moreover, it is important to note that the OZE method (Ozerov, Vincent, and Bimbot 2012) leverages auxiliary RWC dataset (Goto et al. 2003) which contains a large amount of independent *bass* and *drums* source data to pre-train their model. Comparatively we only use the relatively small data volume from DSD100 dev (50 songs), which may cause the difference in performance. For the KAM model (Liutkus et al. 2014), it also requires deliberate model selection to fit with the source data which is no need in our method. Without such fine-tuning, the performance of KAM may drop as discussed in their paper (Liutkus et al. 2014). In addition, both the KAM and the OZE methods exploit the multi-channel music data to do separation, while our proposed SSGAN directly separate the mixtures on single channel audios, which is more challenging.

## Conclusion

This paper is an endeavor to explore unsupervised neural network methods for source separation, which is a relatively less studied compared with the dominant supervised learning based network models. As source separation is a serious ill-posed problem we resort to the adversarial learning technique which has not been well explored for source separation in literature. We devise a novel loss that involves spectrum energy preservation term and Wasserstein loss between the separated sources and the real source data. Our proposed method show competitive performance on music separation benchmark compared with state-of-the-art unsupervised methods. Besides, our model is easy to implement and free from deliberate design of ad-hoc constraints and assumptions on the sources, thus being promising for practical applications.

During our experiment, we did not use any auxiliary data except the DSD100, neither did we use any data augmentation methods. It is a reasonable inference that the proposed method may perform better if we feed it with more data.

The proposed model is easy to scale for different source separation tasks with different kinds of sources and different number of sources. In addition, it can be flexible to trade-off on different targets according to practical requirement by simply adjust the weights of discriminators for each source.

For future work, we will explore the application of this model to other source separation tasks such as speech and noise mixtures separation, speech and music mixtures separation, and the speeches of different speakers separation. We will also deep in the distributions of various kinds of audio sources, and research on other sophisticated distance metrics to measure the similarity between source signals.

## References

- [Abadi et al. 2015] Abadi, M.; Agarwal, A.; Barham, P.; Brevdo, E.; Chen, Z.; Citro, C.; Corrado, G. S.; Davis, A.; Dean, J.; Devin, M.; et al. 2015. Tensorflow: Large-scale machine learning on heterogeneous distributed systems.
- [Arjovsky, Chintala, and Bottou 2017] Arjovsky, M.; Chintala, S.; and Bottou, L. 2017. Wasserstein gan. *arXiv preprint arXiv:1701.07875*.
- [Cardoso 1998] Cardoso, J. 1998. Multidimensional independent component analysis. In *ICASSP*, 1941–1944.
- [Chandna et al. 2017] Chandna, P.; Miron, M.; Janer, J.; and Gómez, E. 2017. Monoaural audio source separation using deep convolutional neural networks. In *International Conference on Latent Variable Analysis and Signal Separation*, 258–266. Springer.
- [Comon and Jutten 2010] Comon, P., and Jutten, C. 2010. *Handbook of Blind Source Separation: Independent Component Analysis and Separation*.
- [Fitzgerald et al. 2011] Fitzgerald, D.; Jaiswal, R.; Coyle, E.; and Rickard, S. 2011. Shifted nmf using an efficient constant-q transform for monaural sound source separation. *Dublin Institute of Technology*.
- [Goodfellow et al. 2014] Goodfellow, I. J.; Pouget-Abadie, J.; Mirza, M.; Xu, B.; Warde-Farley, D.; Ozair, S.; Courville, A.; and Bengio, Y. 2014. Generative adversarial nets. In *NIPS*, 2672–2680.
- [Goto et al. 2003] Goto, M.; Hashiguchi, H.; Nishimura, T.; and Oka, R. 2003. Rwc music database: Music genre database and musical instrument sound database. *Ipsj Sig Notes* 3:19–26.
- [Grais and Plumbley 2017] Grais, E. M., and Plumbley, M. D. 2017. Single channel audio source separation using convolutional denoising autoencoders. *arXiv preprint arXiv:1703.08019*.
- [Gulrajani et al. 2017] Gulrajani, I.; Ahmed, F.; Arjovsky, M.; Dumoulin, V.; and Courville, A. 2017. Improved training of wasserstein gans. *arXiv preprint arXiv:1704.00028*.
- [Huang et al. 2015] Huang, P.-S.; Kim, M.; Hasegawa-Johnson, M.; and Smaragdis, P. 2015. Joint optimization of masks and deep recurrent neural networks for monaural source separation. *IEEE/ACM Transactions on Audio, Speech and Language Processing* 23(12):2136–2147.
- [Hyvärinen, Karhunen, and Oja 2004] Hyvärinen, A.; Karhunen, J.; and Oja, E. 2004. *Independent component analysis*, volume 46. John Wiley & Sons.
- [Isola et al. 2016] Isola, P.; Zhu, J.-Y.; Zhou, T.; and Efros, A. A. 2016. Image-to-image translation with conditional adversarial networks. *arXiv preprint arXiv:1611.07004*.
- [Kingma and Ba 2014] Kingma, D. P., and Ba, J. 2014. Adam: A method for stochastic optimization. *Computer Science*.
- [Ledig et al. 2016] Ledig, C.; Theis, L.; Huszár, F.; Caballero, J.; Cunningham, A.; Acosta, A.; Aitken, A.; Tejani, A.; Totz, J.; Wang, Z.; et al. 2016. Photo-realistic single image super-resolution using a generative adversarial network. *arXiv preprint arXiv:1609.04802*.
- [Liutkus, Badeau, and Richard 2011] Liutkus, A.; Badeau, R.; and Richard, G. 2011. Gaussian processes for underdetermined source separation. *IEEE Transactions on Signal Processing* 59(7):3155–3167.
- [Liutkus et al. 2014] Liutkus, A.; Fitzgerald, D.; Rafii, Z.; Pardo, B.; and Daudet, L. 2014. Kernel additive models for source separation. *IEEE Transactions on Signal Processing* 62(16):4298–4310.
- [Liutkus et al. 2017] Liutkus, A.; Stöter, F.-R.; Rafii, Z.; Kitamura, D.; Rivet, B.; Ito, N.; Ono, N.; and Fontcave, J. 2017. The 2016 signal separation evaluation campaign. In *International Conference on Latent Variable Analysis and Signal Separation*, 323–332. Springer.
- [Liutkus, Fitzgerald, and Rafii 2015] Liutkus, A.; Fitzgerald, D.; and Rafii, Z. 2015. Scalable audio separation with light kernel additive modelling. In *ICASSP*, 76–80.
- [Nugraha, Liutkus, and Vincent 2016] Nugraha, A. A.; Liutkus, A.; and Vincent, E. 2016. Multichannel audio source separation with deep neural networks. *IEEE Transactions on Audio, Speech, and Language Processing* 24(9):1652–1664.
- [Ozerov and Fevotte 2010] Ozerov, A., and Fevotte, C. 2010. Multichannel nonnegative matrix factorization in convolutive mixtures for audio source separation. *IEEE Transactions on Audio Speech and Language Processing* 18(3):550–563.
- [Ozerov, Vincent, and Bimbot 2012] Ozerov, A.; Vincent, E.; and Bimbot, F. 2012. A general flexible framework for the handling of prior information in audio source separation. *IEEE Transactions on Audio, Speech, and Language Processing* 20(4):1118–1133.
- [Pichevar and Rouat 2006] Pichevar, R., and Rouat, J. 2006. Monophonic sound source separation with an unsupervised network of spiking neurones. *Neurocomputing* 71(1):109–120.
- [Plumbley et al. 2010] Plumbley, M. D.; Blumensath, T.; Daudet, L.; Gribonval, R.; and Davies, M. E. 2010. Sparse representations in audio and music: From coding to source separation. *Proceedings of the IEEE* 98(6):995–1005.
- [Radford, Metz, and Chintala 2015] Radford, A.; Metz, L.; and Chintala, S. 2015. Unsupervised representation learning with deep convolutional generative adversarial networks. *Computer Science*.
- [Rafii and Pardo 2013] Rafii, Z., and Pardo, B. 2013. Repeating pattern extraction technique (repet): A simple method for music/voice separation. *IEEE Transactions on Audio, Speech, and Language Processing* 21(1).
- [Ronneberger, Fischer, and Brox 2015] Ronneberger, O.; Fischer, P.; and Brox, T. 2015. U-net: Convolutional networks for biomedical image segmentation. In *International Conference on Medical Image Computing and Computer-Assisted Intervention*, 234–241. Springer.
- [Sandsten 2016] Sandsten, M. 2016. Time-frequency analysis of time-varying signals and non-stationary processes. *Lund University, Centre for Mathematical Sciences, available online at <http://www.maths.lth.se/matstat/kurser/masm26/2016/TIMEFREQkompendie.pdf>*.
- [Szu and Hsu 1998] Szu, H., and Hsu, C. 1998. Unsupervised neural network learning for blind sources separation. In *Vth Brazilian Symposium on Neural Networks*, 30.
- [Uhlich et al. 2017] Uhlich, S.; Porcu, M.; Giron, F.; Enenkl, M.; Kemp, T.; Takahashi, N.; and Mitsufuji, Y. 2017. Improving music source separation based on deep neural networks through data augmentation and network blending. *ICASSP*.
- [Uhlich, Giron, and Mitsufuji 2015] Uhlich, S.; Giron, F.; and Mitsufuji, Y. 2015. Deep neural network based instrument extraction from music. In *Acoustics, Speech and Signal Processing (ICASSP), 2015 IEEE International Conference on*, 2135–2139. IEEE.
- [Vincent et al. 2014] Vincent, E.; Bertin, N.; Gribonval, R.; and Bimbot, F. 2014. From blind to guided audio source separation: How models and side information can improve the separation of sound. *IEEE Signal Processing Magazine* 31(3):107–115.
- [Vincent, Gribonval, and Fevotte 2006] Vincent, E.; Gribonval, R.; and Fevotte, C. 2006. Performance measurement in blind audio source separation. *IEEE Transactions on Audio Speech and Language Processing* 14(4):1462–1469.



[Vincent 2007] Vincent, E. 2007. Complex nonconvex  $l_p$  norm minimization for underdetermined source separation. In *International Conference on Independent Component Analysis and Signal Separation*, 430–437.

[Wu et al. 2017] Wu, L.; Xia, Y.; Zhao, L.; Tian, F.; Qin, T.; Lai, J.; and Liu, T.-Y. 2017. Adversarial neural machine translation. *arXiv preprint arXiv:1704.06933*.