

# The Foundation Supernova Survey: Motivation, Design, Implementation, and First Data Release

Ryan J. Foley<sup>1\*</sup>, Daniel Scolnic<sup>2</sup>, Armin Rest<sup>3</sup>, S. W. Jha<sup>4</sup>, Y.-C. Pan<sup>1</sup>,  
 A. G. Riess<sup>5,3</sup>, P. Challis<sup>6</sup>, K. C. Chambers<sup>7</sup>, D. A. Coulter<sup>1</sup>, K. G. Dettman<sup>4</sup>,  
 M. M. Foley<sup>8</sup>, O. D. Fox<sup>3</sup>, M. E. Huber<sup>7</sup>, D. O. Jones<sup>1</sup>, C. D. Kilpatrick<sup>1</sup>,  
 R. P. Kirshner<sup>6,9</sup>, A. S. B. Schultz<sup>7</sup>, M. R. Siebert<sup>1</sup>, H. A. Flewelling<sup>7</sup>, B. Gibson<sup>7</sup>,  
 E. A. Magnier<sup>7</sup>, J. A. Miller<sup>10</sup>, N. Primak<sup>7</sup>, S. J. Smartt<sup>11</sup>, K. W. Smith<sup>11</sup>  
 R. J. Wainscoat<sup>7</sup>, C. Waters<sup>7</sup>, M. Willman<sup>7</sup>

<sup>1</sup>Department of Astronomy and Astrophysics, University of California, Santa Cruz, CA 95064, USA

<sup>2</sup>Kavli Institute for Cosmological Physics, The University of Chicago, Chicago, IL 60637, USA

<sup>3</sup>Space Telescope Science Institute, 3700 San Martin Drive, Baltimore, MD 21218, USA

<sup>4</sup>Department of Physics and Astronomy, Rutgers, The State University of New Jersey, 136 Frelinghuysen Road, Piscataway, NJ 08854, USA

<sup>5</sup>Department of Physics and Astronomy, Johns Hopkins University, Baltimore, MD, USA

<sup>6</sup>Harvard College Observatory, Harvard University, 60 Garden Street, Cambridge MA 02138, USA

<sup>7</sup>Institute for Astronomy, University of Hawaii, 2680 Woodlawn Drive, Honolulu, HI 96822, USA

<sup>8</sup>Department of Physics, University of Notre Dame, Notre Dame, IN 46556, USA

<sup>9</sup>Gordon and Betty Moore Foundation, 1661 Page Mill Road, Palo Alto, CA 94304, USA

<sup>10</sup>Astronomy Department, University of Illinois at Urbana-Champaign, 1002 W. Green Street, Urbana, IL 61801, USA

<sup>11</sup>Astrophysics Research Centre, School of Mathematics and Physics, Queen's University Belfast, Belfast BT7 1NN

Accepted . Received ; in original form

## ABSTRACT

The Foundation Supernova Survey aims to provide a large, high-fidelity, homogeneous, and precisely-calibrated low-redshift Type Ia supernova (SN Ia) sample for cosmology. The calibration of the current low-redshift SN sample is the largest component of systematic uncertainties for SN cosmology, and new data are necessary to make progress. We present the motivation, survey design, observation strategy, implementation, and first results for the Foundation Supernova Survey. We are using the Pan-STARRS telescope to obtain photometry for up to 800 SNe Ia at  $z \lesssim 0.1$ . This strategy has several unique advantages: (1) the Pan-STARRS system is a superbly calibrated telescopic system, (2) Pan-STARRS has observed 3/4 of the sky in *grizy*<sub>P1</sub> making future template observations unnecessary, (3) we have a well-tested data-reduction pipeline, and (4) we have observed  $\sim 3000$  high-redshift SNe Ia on this system. Here we present our initial sample of 225 SN Ia *grizy*<sub>P1</sub> light curves, of which 180 pass all criteria for inclusion in a cosmological sample. The Foundation Supernova Survey already contains more cosmologically useful SNe Ia than all other published low-redshift SN Ia samples combined. We expect that the systematic uncertainties for the Foundation Supernova Sample will be 2–3 times smaller than other low-redshift samples. We find that our cosmologically useful sample has an intrinsic scatter of 0.111 mag, smaller than other low-redshift samples. We perform detailed simulations showing that simply replacing the current low-redshift SN Ia sample with an equally sized Foundation sample will improve the precision on the dark energy equation-of-state parameter by 35%, and the dark energy figure-of-merit by 72%.

**Key words:** supernovae—general

## 1 INTRODUCTION

Observations of Type Ia supernovae (SNe Ia) led to the discovery that the Universe's expansion is currently accelerat-

\* E-mail:foley@ucsc.edu

ing (Riess et al. 1998; Perlmutter et al. 1999). SNe Ia continue to be a mature and important cosmological tool (e.g., Suzuki et al. 2012; Betoule et al. 2014; Rest et al. 2014; Jones et al. 2017; Scolnic et al. 2017). Further observations of SNe Ia will be critical to improved understanding of the nature of dark energy, perhaps the most puzzling open problem in all of physics.

Several observational methods have been employed to address this problem. This multi-probe approach has dramatically improved our ability to constrain dark energy parameters such as its equation of state,  $w = P/\rho c^2$ , where  $P$  is its pressure and  $\rho$  is its density, and any evolution of  $w$  with redshift or cosmic time. Although in many ways the simplest explanation consistent with current observations is that dark energy is a cosmological constant with  $w = -1$ , recent results hint at a possible deviation from this (e.g., Planck Collaboration et al. 2014; Rest et al. 2014). At the very least, this demonstrates that there is currently no definitive answer to exactly what is driving the Universe’s accelerated expansion, and new data and analyses are required to make progress. To that end, SNe Ia are still an exquisite tool with which we can precisely measure the expansion history of the Universe.

Since dark energy may evolve over cosmic time, one can describe a more general parameterization of the equation-of-state parameter,

$$\begin{aligned} w(a) &= P(a)/\rho(a)c^2 & (1) \\ &= w_0 + (1 - a)w_a, & (2) \end{aligned}$$

where  $a = (1 + z)^{-1}$  is the scale factor of the Universe,  $w_0$  is the current equation-of-state parameter of dark energy, and  $w_a$  parameterizes the evolution of the equation-of-state parameter (see e.g., Linder 2003). In order to quantify our knowledge (or ignorance) of dark energy, the Dark Energy Task Force (DETF) defined a Figure of Merit (FoM) which is equal to the inverse of the area enclosed within the 95% confidence contour in the  $w_0$ – $w_a$  plane (and equivalent to the inverse of the square root of the determinant of the covariance matrix for  $w_0$  and  $w_a$ ; Albrecht et al. 2006; Wang 2008). With this choice, larger FoMs indicate increasing knowledge of dark energy. As a point of reference, a recent analysis combining multiple probes had a FoM of 32.6 (Alam et al. 2017).

Another fundamental cosmological parameter measurable with observations of SNe Ia is the Hubble constant,  $H_0$ . The Hubble constant is also critically related to the age of the Universe and indirectly constrains  $w$  (Hu 2005). Over the last decade, the uncertainty on the Hubble constant has been significantly reduced (e.g., Riess et al. 2009, 2011; Freedman et al. 2012, see Freedman & Madore 2010 for a recent review). The most recent progress in constraining the Hubble constant has reduced the uncertainty to 2.4% (Riess et al. 2016). Much of this success has been the result of linking measurements of precise, abundant, but relatively faint distance indicators such as Cepheid variables with measurements of precise, less frequent, and relatively luminous distance indicators such as SNe Ia. Recently, direct measurements of  $H_0$  seem in conflict (at the 3.4- $\sigma$  level) with the inferred values derived from indirect techniques such as combining measurements of the cosmic microwave background with large-scale structure (Planck Collaboration et al. 2016; Alam et al. 2017). This tension could be the result of subtle

systematic uncertainties in the various measurements, but could also point to interesting new physics such as an additional relativistic species akin to neutrinos, but distinct from the known members of that family.

At this point, we have amassed enough SNe that the precision for  $w$  is not limited by statistical precision, but rather systematic floors in our ability to measure the distances to SNe Ia prevent further progress.

Currently, the largest systematic uncertainty for high- $z$  SN cosmology is photometric calibration (Conley et al. 2011; Betoule et al. 2014; Scolnic et al. 2014b, 2017). Cosmological constraints from SNe Ia are derived by comparing the distances of low- to high- $z$  SNe, with the low- $z$  sample providing an ‘anchor’ to the high- $z$  sample. At the moment, the heterogeneous low- $z$  SN Ia sample is a larger source of calibration uncertainty than the high- $z$  samples, and all other individual systematic uncertainties. Additionally, the high- $z$  samples are now much larger than the low- $z$  sample (e.g., Scolnic et al. 2017), meaning that the statistical weight of each low- $z$  SN is currently larger than each high- $z$  SN. Any work on high- $z$  samples will have a marginal effect on  $w$  until we improve the low- $z$  sample (Astier et al. 2014; Spergel et al. 2015).

Here we present the strategy, implementation, and first results for the Foundation Supernova Survey. The Foundation Supernova Survey is designed to replace the current low- $z$  ( $z < 0.1$ ) SN Ia sample with a large, homogeneous, high-fidelity sample which can be used as the low- $z$  anchor (and *foundation*) for future cosmological analyses. This sample will address the largest uncertainty in SN cosmology, significantly reducing the total uncertainty for  $w$ . The Foundation Supernova Survey will fulfill a large portion, and perhaps all, of the *WFIRST* low- $z$  sample requirement (Spergel et al. 2015). Since the Large Synoptic Survey Telescope (LSST) will saturate at  $m \approx 17$  mag, the Foundation Supernova Survey may be the fundamental low- $z$  SN Ia sample, especially for measurements of  $H_0$ , for at least a decade.

This manuscript is structured as follows: Section 2 describes the overall survey requirements, strategy, and design choices; Section 3 presents observations and data reduction for our initial sample of SNe observed in the first few months of the survey; Section 5 presents our initial results; and Section 6 discusses our future goals and possible improvements.

## 2 SURVEY DESIGN

### 2.1 Motivation

Current SN Ia cosmology analyses (e.g., Rest et al. 2014) use  $\sim 200$  low- $z$  SNe Ia from six different low- $z$  surveys, each on a different photometric system with different cadences and systematic errors. The heroic effort of creating the current low- $z$  SN Ia sample was performed over more than two decades, and some of these data were critical in the original detection of the accelerating universe.

The Rest et al. (2014) analysis, which used a particularly large low- $z$  sample (larger than e.g., Betoule et al. 2014), included samples from the following surveys: Calán/Tololo (16 SNe after various quality cuts, including a redshift cut to only include SNe in the Hubble flow ( $z > 0.015$ ); mostly CTIO 0.9-m + Tek1, Tek2, Tek3, Tek

IV, TI2, TI3; Hamuy et al. 1996), **CfA1** (5 SNe; mostly 1.2-m FLWO + thick/thin CCDs; Riess et al. 1999), **CfA2** (19 SNe; 1.2-m + Andycam, 4Shooter; Jha et al. 2006), **CfA3** (85 SNe; 1.2-m + 4Shooter, Minicam, and Keplercam; Hicken et al. 2009a), **CfA4** (43 SNe; 1.2-m + Keplercam; Hicken et al. 2012), **CSP** (45 SNe; Swope + SITE3; templates from du Pont; Contreras et al. 2010), and 8 “other SNe” included by Jha et al. (2006). Even without considering multiple filter systems for a given telescope/camera, the low- $z$  SN Ia sample is constructed from >13 systems, with the largest and second-largest homogeneous samples being the 1.2-m/Keplercam (used for part of CfA3 and CfA4, respectively) and 1.2-m/4Shooter systems with 93 and 32 SNe Ia, respectively. One could also include other surveys such as **LOSS** (mostly KAIT + Apogee, Apogee2, FLI; Ganeshalingam et al. 2010), but that only increases the inhomogeneity.

The cosmological systematic uncertainty associated with this heterogeneous low- $z$  sample is perhaps best demonstrated by the shift in the measured value of  $w$  when we exclude a survey. When Scolnic et al. (2014b) excluded the CSP sample,  $w$  shifted by  $-0.021$  even when combining with cosmic microwave background (CMB) and baryon acoustic oscillation (BAO) data. On the other hand, excluding CfA1, CfA2, and the “other” SNe shifted  $w$  by  $+0.022$ . This  $>4\%$  overall shift is larger than that expected from the increased statistical uncertainty from removing the samples and an indication of a large systematic bias — but it does not fully capture our ignorance. There remain fundamental and irreducible systematic uncertainties associated with the data where the cameras, filters, and even telescopes no longer exist.

Additionally, the calibration errors from the many different low- $z$  samples propagate through the analysis in multiple ways as we fit *all* SN Ia light curves using models determined primarily from the low- $z$  SNe. These systematic uncertainties have only begun to be unraveled (Mosher et al. 2014) and likely result in a moderate bias in our measurement of  $w$ .

Because the older surveys did not always start monitoring the SN before peak brightness, did not always have sufficient filter coverage and/or cadence, and observed many SNe Ia that were not in the Hubble flow ( $z > 0.015$ ), only 45% of the observed low- $z$  SNe are included in current analyses. Many records from 20 years ago are now lost, and therefore, we cannot precisely model the selection bias for the current sample. Since past low- $z$  samples are a subset of the SNe discovered during that era, and most low- $z$  SN surveys targeted large galaxies, there are well known selection biases (Scolnic et al. 2014a) in the colour and luminosity distributions of the sample. These biases also propagate into the systematic uncertainty through the SN colour model, the host galaxy dependence, and the selection bias itself.

We have concluded that the current heterogeneous low- $z$  SN Ia sample is limiting current cosmological analyses. Although one can make some modest improvements in the sample with great effort (Scolnic et al. 2015), ultimately, the sample must be replaced to break through the current systematic floors. Fortunately, the SN discovery rate, particularly for SNe before maximum brightness, has increased significantly over the past few years (e.g., Gal-Yam et al. 2013), and a sufficient number of SNe Ia are discovered to

completely replace the number of SNe Ia in the low- $z$  sample within 1–2 years.

## 2.2 Telescopic System Requirements

When considering replacing the low- $z$  SN sample, one must identify the limitations of the current sample. The photometric calibration is clearly the largest hurdle, which can be separated into two main components: the characterization of a given system and placing that system on a physical scale.

If all potential calibration systematic uncertainties are properly assessed for all surveys, one could combine all data to “average” any potential biases in a single survey. However, in practice, some uncertainties are highly correlated between systems (such as absolute flux calibration) and some systematic uncertainties may be underestimated (Scolnic et al. 2015). As such, one must be careful in choosing a specific sample for inclusion in an analysis.

Although we make no specific recommendations for inclusion/exclusion here, we note that every additional telescope, camera, and/or filter will result in increased calibration uncertainty. While many different systems may reduce the overall systematic uncertainty, a practical place to start is to calibrate a single telescopic system as well as possible.

To do this, the telescopic system should be externally well calibrated and self-consistent. That is, the absolute and relative photometric uncertainty of the system should be minimized. One can significantly improve the relative photometric calibration by linking all SN fields together through overlapping observations. This “übercalibration” has been performed for the large-footprint Sloan Digital Sky Survey (SDSS) and Pan-STARRS1 (PS1) surveys (Padmanabhan et al. 2008; Schlafly et al. 2012), but is difficult to do with any small field-of-view camera. Moreover, multiple observations of the sky spread out in time improves this calibration significantly. Precise absolute calibration can be obtained by observing spectrophotometric standard stars.

Next, the filter response functions should be precisely measured. Ideally, this is done with a tunable laser diode or monochromator to measure the full system throughput as a function of wavelength (e.g., Rheault et al. 2010; Stubbs & Tonry 2012).

Finally, an ideal system should have already observed a large *high-redshift* SN Ia sample. Such a sample would allow a measurement of cosmological samples using a single telescopic system, reducing the number of free parameters in the systematic error budget to the minimal case.

Of all available telescopic systems, only PS1 has all desired characteristics. It is therefore an ideal platform upon which one could construct a new low- $z$  SN Ia sample.

## 2.3 The Pan-STARRS-1 System

The PS1 system is a high-étendue wide-field imaging system, designed for dedicated survey observations. The system is installed on the peak of Haleakala on the island of Maui in the Hawaiian island chain. We provide below a terse summary of the PS1 survey instrumentation. A more complete description of the PS1 system, both hardware and software, is provided by Kaiser et al. (2010), Chambers et al. (2016), and references therein.

The PS1 optical design (Hodapp et al. 2004) uses a 1.8 meter diameter  $f/4.4$  primary mirror, and a 0.9 m secondary. The telescope delivers images with low distortion over a field diameter of 3.3 degrees. The 1.4 Gigapixel PS1 imager (Tonry & Onaka 2009) comprises a total of 60  $4800 \times 4800$  pixel detectors, with  $10 \mu\text{m}$  pixels that subtend  $0''.258$ . The detectors are back-illuminated CCDs manufactured by Lincoln Laboratory, which are read out using a StarGrasp CCD controller in 7 seconds for a full unbinned image. Initial performance assessments are presented in Onaka et al. (2008).

The PS1 observations are obtained through a set of 5 broadband filters, which we have designated as  $g_{P1}$ ,  $r_{P1}$ ,  $i_{P1}$ ,  $z_{P1}$ , and  $y_{P1}$  (*grizy*<sub>P1</sub>). The PS1 system also has a wide *gri*-composite filter  $w_{P1}$ , which is not currently used by our survey. Instrumental response functions for the PS1 filters have been measured by Tonry et al. (2012).

PS1 has unique and important characteristics for building a low- $z$  SN Ia sample. **(1)** The telescope has already observed  $3/4$  ( $3\pi$ ) of the sky in 5 filters. **(2)** PS1 has a superb relative photometric calibration down to a few mmag (Schlafly et al. 2012; Magnier et al. 2013). Because of its excellent calibration, PS1 has been used to re-calibrate SDSS (Finkbeiner et al. 2016). **(3)** PS1 has one of the best measured instrument response functions, making SN photometry extremely precise (Stubbs et al. 2010; Magnier et al. 2016). **(4)** There already exists a very large PS1 high- $z$  SN Ia sample ( $\sim 400$  spectroscopically confirmed SNe Ia; Rest et al. 2014, Scolnic et al., in prep.). **(5)** Because of our familiarity with PS1, we can use our robustly tested and optimized pipeline to quickly produce light curves from our newly acquired data. We detail these advantages below.

**(1) Sky coverage:** The PS1  $3\pi$  survey was completed at the beginning of 2014 (see Chambers et al. 2016 for a description of the  $3\pi$  survey strategy). Roughly 12 images of every position north of  $-30$  declination were observed in 5 filters (60 total images). The stacked images are roughly as deep as SDSS in *gr*, but as much as  $0.5 - 1$  mag deeper in *iz*, with typically better seeing (Metcalf et al. 2013). Multiple images, each providing independent measurements, improve the absolute calibration and reduce cosmetic defects such as bad pixels, chip gaps, satellite trails, etc. The PS1 Science Consortium has publicly released the stacked sky images and catalogues through the the Space Telescope Science Institute (STScI), and the data can be accessed through MAST, the Mikulski Archive for Space Telescopes <sup>1</sup>.

The field for any SN that PS1 can observe at relatively low airmass has already been observed as part of the  $3\pi$  survey. This immediately provides photometric zeropoints and templates for all new SNe Ia. Without the need for templates after the SN has faded, the amount of telescope time is reduced. But more importantly, final photometry can be measured immediately; one does not need to wait a year (or longer) for the SN to fade before getting templates.

**(2) Well-calibrated photometric system:** The PS1 system already has a calibration that is significantly more uniform than any low- $z$  survey. In fact, the PS1 calibration is at least as good as SDSS, where PS1 images can now be used to correct SDSS photometry (Finkbeiner et al. 2016).

The PS1 calibration will keep improving in the coming years as PS1 continues to observe and calibration methodology improves. By linking to the  $3\pi$  data, SN photometry can be calibrated to  $<5$  mmag precision.

This is in contrast to other low- $z$  surveys, which observe Landolt or other spectrophotometric standard stars during photometric nights, and then convert those magnitudes to the standard AB system to determine photometric zeropoints.

### (3) Precise and Accurate Instrument Response:

An accurate instrument response function is essential for the spectral-model fitting needed to compare SNe Ia at different redshifts. The state-of-the-art method to measure the instrument response function is to use a NIST-calibrated photodiode in combination with a tunable laser system to pass a known amount of light through the entire telescope system in small wavelength increments (Stubbs et al. 2007, 2010; Stubbs & Tonry 2012).

This is a relatively technical, time-intensive, and expensive measurement. Even with infinite resources, we would be unable to make this measurement for the majority of the current low- $z$  sample — for many, the cameras have been de-commissioned and the filters have degraded with time.

A very large amount of person power, money, and telescope time has already been put into characterizing the PS1 system using a tunable laser, and as a result, it has one of the best-measured instrument response functions with sub-nm precision for the effective filter wavelengths.

Furthermore, repeated PS1 imaging of 10 Medium-Deep fields (MDFs) over 4.5 years provides hundreds of measurements of thousands of stars to determine if the system is evolving with time. Thus far, we have constrained any evolution to  $<3$  mmag over the first two years of the PS1 survey (Scolnic et al., in prep.).

Although significant effort has already been put into producing the current PS1 calibration, it can be further improved. One of the greatest advantages of the PS1 survey is that it covers such a large portion of the sky, including the majority of *HST* Calspec standards (with a magnitude range of 12–17; Bohlin 1996). The Calspec standards are observed by *HST*, an extremely stable system where calibration systematic uncertainties are small and well understood. For each star, there is a stellar atmosphere model, which can be used to determine the agreement between the observations and theoretical expectations. By comparing different Calspec stars, it has been shown that the sample is internally consistent (Scolnic et al., in preparation). The Calspec standards define the absolute flux scale of the PS1 system, and the Foundation sample will be the first low- $z$  sample to be tied directly to the Calspec standards, completely removing the dependence on Landolt standards, Vega, and other calibrators, and thus removing a step in our calibration procedure. Furthermore, because PS1 has been cross-calibrated to other high- $z$  surveys (Scolnic et al. 2015), any future improvement in the calibration of these surveys can directly benefit the calibration of the PS1 system.

Continued PS1 observations will continue to measure any potential temporal evolution of the system. Additionally, several new *HST* standard stars were specifically chosen to be in the MDFs (Narayan et al. 2016b), meaning that for a subset of standard stars, there will be hundreds of observations.

<sup>1</sup> <http://panstarrs.stsci.edu/>

**(4) Low- and high- $z$  samples on the same photometric system:** Having a large set of both low- and high- $z$  SN Ia observations from a single telescopic system is highly advantageous. A cosmological analysis of such a data set will remove all cross-system calibration systematic errors. As different surveys observe SNe in different redshift regimes, calibration systematics between surveys potentially introduce large cosmological biases. The total calibration systematic uncertainty for  $w$  is currently 4.5%. This single systematic uncertainty is almost as large as the entire statistical error for the recent PS1 analysis (5.0%; Rest et al. 2014; Scolnic et al. 2014b).

Calibration has been significantly improved over the last 10 years for the high- $z$  samples, and their cross-calibration has greatly improved their overall calibration (Betoule et al. 2014; Scolnic et al. 2017). However, the low- $z$  calibration is only loosely tied to the high- $z$  calibration, and a path for improving the current sample is not obvious as the calibration systems used for many of the low- $z$  surveys were not measured using the current state-of-the-art techniques (Scolnic et al. 2015). Since some systems have been decommissioned, the path to further improvement in those cases is not clear.

**(5) Established data reduction pipeline:** To produce the light curves for the high- $z$  PS1 SN Ia sample, Rest et al. (2014) adapted the well-tested `photpipe` data reduction pipeline (Rest et al. 2005) to work with PS1 data. After basic data processing by the PS1 Image Processing Pipeline (IPP; Magnier 2006; Magnier et al. 2013; Waters et al. 2016), `photpipe` further reduces the data, performs photometry, and generates publication-quality SN light curves. We have made some additional minor modifications to this pipeline to process Foundation data. We further describe the data reduction pipeline in Section 3.

Although we are still working to improve this pipeline further (e.g., implementing a scene-modeling photometry package; Holtzman et al. 2008), its existence means that any SN observations with PS1 can immediately be converted into publication-quality photometry *with the first SN image*. Unlike other low- $z$  surveys, using PS1 avoids the need to expend person power on writing or adapting a data reduction pipeline and decreases the time between data acquisition and publication of the Foundation sample.

In summary, the PS1 system fulfills all telescopic system requirements (Section 2.2) and is ideal for generating a new low- $z$  SN Ia sample for cosmology.

## 2.4 Foundation Supernova Survey Strategy

Having determined that the current low- $z$  SN Ia sample is impeding progress in understanding dark energy and that the PS1 system is ideal for improving the sample, we now describe the Foundation Supernova Survey strategy.

The Foundation Supernova Survey aims to observe a large sample of low- $z$  SNe Ia with PS1. By observing with PS1, the Foundation sample will be on one of the best-calibrated photometric systems available, providing a calibration accurate to a few mmag. Furthermore, at the end of the survey, the Foundation Supernova sample will be both large enough and sufficiently calibrated that adding existing low- $z$  samples to a cosmological analysis will typically provide little improvement in the resulting measurements.

The Foundation Supernova Survey is a follow-up survey. The Pan-STARRS1 Science Consortium finished the  $3\pi$  survey in 2014, and since then the PS1 telescope has been running a wide-area survey (mostly around the ecliptic) focused on a near-earth object (NEO) search. Around 90% of the time is dedicated to this survey which takes 4 images each night using  $w_{P1}$  in dark time and combinations of  $i_{P1}$  and  $z_{P1}$  in bright moon time. These data are used to discover SNe by the Pan-STARRS Survey for Transients (PSST; Huber et al. 2015; Polshaw et al. 2015; Nicholl et al. 2016), with more than 3000 SN candidates reported to the IAU Transient Name Server in 2016. The cadence and filter deployment of the NEO survey data is not adequate to produce SN light curves sufficient for measuring distances. Instead the Foundation Supernova Survey triggers PS1 to take follow-up observations on known, low- $z$  SNe, but does use PSST images to supplement our targeted observations.

### 2.4.1 Target Selection

To avoid biases related with targeted SN surveys, we primarily draw our sample from untargeted surveys. At the time of publication, the majority of (announced) bright ( $m < 17$  mag) and faint ( $17 < m < 21$  mag) nearby SNe are discovered by the All-Sky Automated Survey for Supernovae (ASAS-SN) and PS1 through the Pan-STARRS Survey for Transients (PSST), respectively<sup>2</sup>. These two surveys are the initial (or secondary, independent) discoverers of 40% (41%) and 21% (45%) of our full sample, respectively.

However, we do not exclusively observe SNe discovered by these surveys. Other surveys are similar in cadence and depth and, for purposes of simulating efficiencies, can be treated as extensions of these surveys. Moreover, other surveys, including targeted surveys, can discover SNe that ASAS-SN and/or PSST would have discovered if that survey did not exist. Removing these objects from our selection could also introduce biases.

To be selected for full follow-up observations, a SN must (1) be in the Hubble flow ( $z > 0.015$ ) but close enough such that we obtain high signal-to-noise ratio (S/N) photometric observations with minimal Malmquist bias ( $z \lesssim 0.08$ ) or close enough where measuring a Cepheid or Tip of the Red Giant Branch (TRGB) distance is feasible ( $D \lesssim 40$  Mpc), (2) have relatively low Milky Way reddening ( $E(B - V)_{MW} < 0.2$  mag), (3) be at  $\delta > 30^\circ$  to fall into the  $3\pi$  footprint, (4) be observable by PS1 for at least 45 days, and (5) and be spectroscopically confirmed as a SN Ia where our first observation can be scheduled before maximum brightness.

As we require a spectroscopic classification for a full set of follow-up observations, we are often reliant on public classifications. Although we have spectroscopic follow-up time (primarily with SOAR, SALT, and the KPNO 4-m telescope), other classifications are often used for selection. When possible, we obtain a spectrum of every Foundation SN to confirm its classification, measure spectral properties, and estimate the phase of our first photometric observation.

<sup>2</sup> See <https://wis-tns.weizmann.ac.il/stats-maps> for discovery statistics.

To avoid significant biases related to spectroscopic classification, we obtain “snapshot” observations of potential Foundation SNe before classification. These observations consist of a single epoch of  $gri_{P1}$  data. SNe for which there is a (sufficiently deep) non-detection within 15 days of discovery, fulfill other requirements, and are associated with a  $z \lesssim 0.08$  galaxy (including photometric redshift estimates), and where we think that a public classification, including from our spectroscopic resources, will plausibly occur within one week of discovery are observed. The last requirement results in observing any reasonable candidate discovered up to a week before one of our classical spectroscopic telescope nights (with considerations for declination when our resources are Southern), any  $m < 17$  mag SN discovered after full and before new moon, and any  $m < 15$  mag SN.

We do not perform any additional observations until a classification spectrum is obtained. If no classification spectrum is obtained within a week, we discontinue all observations. If the spectrum indicates that the object is not a SN Ia, it is not within our redshift range, or our snapshot observation was not before maximum brightness, we discontinue all observations.

At the current rate, roughly 300 appropriate SNe Ia are discovered per year. The main hurdle is spectroscopic classification. On a recent SOAR night, we were able to observe 17 SNe and classify 10 SNe, of which 6 are now included in the Foundation sample (Pan et al. 2015b). Even if only one-third of all SNe observed are ultimately included in the Foundation sample, we should be able to obtain spectra of  $\sim 150$  Foundation SNe per year with two 4-m nights per month. Such follow-up time has been awarded for several semesters (PI Foley: NOAO Programmes 2015A-0253, 2015B-0313, 2017B-0058, 2017B-0169; Lick Programme 2017A\_S011; Keck Programme 2017A\_U079; PI Jha: SALT Programmes 2015-1-MLT-002, 2016-1-MLT-007, 2017-1-MLT-002).

We will also make an effort to carefully observe all potential Cepheid/TRGB SNe Ia at higher cadence (and shorter exposure times to avoid saturation and maintain a constant open-shutter time). Although this sample will initially be small, we should be able to observe  $\sim 2$  Cepheid/TRGB-SN calibrators per year. This rate is relatively small, but current  $H_0$  analyses use only 19 Cepheid SNe Ia (Riess et al. 2016), and we will be able to contribute a large increase in this sample in a few years of observations. Having the Cepheid SNe and the Hubble-flow SNe on the same system will remove a large systematic uncertainty for the measurement of  $H_0$ . We may continue to observe Cepheid/TRGB SNe Ia after the conclusion of the Foundation Supernova Survey, and increasing statistics now is important because of the low rate.

#### 2.4.2 Exposure Time and Cadence

The primary driver for the exposure time and cadence of the Foundation Supernova Survey is the statistical distance uncertainty, which we would like to be smaller than the intrinsic scatter in the sample,  $\sigma_{\text{int}}$ . While different studies have found a range of  $\sigma_{\text{int}}$  (e.g., Hicken et al. 2009b; Betoule et al. 2014; Scolnic et al. 2015), most have  $0.10 < \sigma_{\text{int}} < 0.17$  mag. We therefore aim to have a statistical distance uncertainty of  $< 0.10$  mag.

The first consideration for the distance uncertainty is

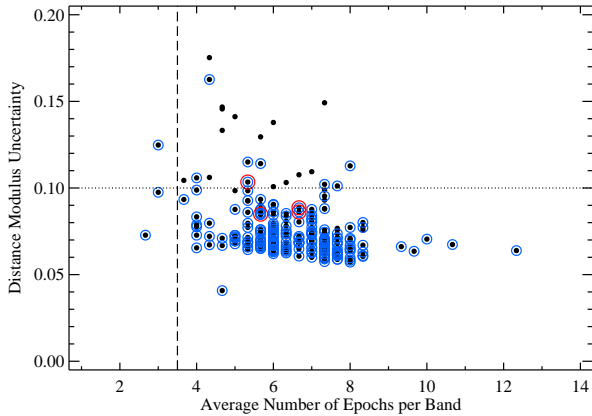
an adequate cadence to properly measure the peak brightness and light-curve shape for each SN. At a minimum, this requires three epochs (before peak, near peak, and at  $t \gtrsim 15$  days). We performed simulations that suggest that such a cadence, if performed with sufficiently high S/N observations is sufficient for measuring the peak brightness and light-curve shape of a SN Ia. However, this is an optimistic scenario, and cautious observers would generally prefer more observations.

If we adequately measure the peak of the light curve and the light-curve shape, the dominant term in the distance uncertainty is the colour uncertainty. The intrinsic colour variation for a given light-curve shape is of order 0.03 mag (Scolnic & Kessler 2016; Mandel et al. 2016), and therefore, we would like to reach this level of precision. Additionally, the effect of the colour uncertainty on the distance is roughly 3 times that of the uncertainty on peak brightness, and to reach a distance uncertainty of 0.10 mag, we must measure the SN colour to  $\lesssim 0.03$  mag.

The colour precision is roughly determined by the overall S/N of all light-curve points (assuming roughly similar S/N in each band). Therefore, there is a degeneracy between the exposure time of an individual epoch and the number of epochs for a light curve. Here we examine the optimal values given some constraints.

Our first constraint is that we require  $\geq 3$  epochs to constrain the peak brightness and light-curve shape. Second, the PS1 camera, GPC1, has a read-out time of 7 s. To avoid excessive overhead and to make the images sky-noise dominated (rather than read-noise dominated), we have limited our exposure times to be a minimum of 15 s. In a 15-s exposure, SNe with  $griz_{P1}$  magnitudes of 18 (20) typically have  $S/N = 44, 54, 52, \text{ and } 40$  (10, 12, 11, and 8), respectively. If observations are set to the minimum exposure time, the light curves will have sufficient S/N to measure the colour to our desired value in 5 epochs.

However, there are other uncertainties related to the number of epochs, including the zeropoint uncertainty of local stars, which we find is typically  $< 5$  mmag. This combined with potential catastrophic events (such as cosmic ray hits or satellite trails) make a larger number of epochs desirable. As a result, we aim to obtain the minimum number of epochs at the shortest exposure time where the combination results in a colour uncertainty below our goal. Having more epochs is also likely more interesting for understanding the physics of SN Ia progenitors and explosions and will make our light curves more useful for light-curve training. Our simulations have shown that roughly 7 epochs provides the optimal light curves. The 7 epochs could be scheduled such that there are different sized gaps between epochs at different phases of the light curve. For instance, one might want to observe nightly near peak and every 10 days later. However, such a cadence is difficult to obtain in practice. A shorter cadence is difficult to consistently achieve given typical stretches of bad weather, where the telescope can have gaps of  $> 3$  days. It also places additional stress on the telescope scheduling and requires more effort. We chose an average cadence around peak of 5 days for simplicity and to roughly match the cadences of the SDSS and SNLS surveys. We chose our final observation to be at  $\gtrsim 35$  days after peak to measure the late-time colour (which has been shown to be a good indicator of dust reddening; Lira 1996). The nominal



**Figure 1.** Distance modulus uncertainty as a function of average number of epochs observed per band for the Foundation sample (black dots). Blue circles indicate SNe that pass all criteria for inclusion in our cosmology sample (Section 5.3) *except* for the requirement that there be an average of  $>3.6$  epochs per band (in  $grizP_1$ ) and that the first epoch be earlier than 7 days after peak brightness. The red circles indicate SNe that pass all criteria *except* that the first epoch be earlier than a week past peak brightness. The dotted horizontal line represents our goal of a 0.10 mag distance modulus uncertainty. The vertical dashed line represents the average number of epochs necessary for inclusion in the cosmology sample. Objects with more epochs have typical distance uncertainties of  $\leq 0.10$  mag.

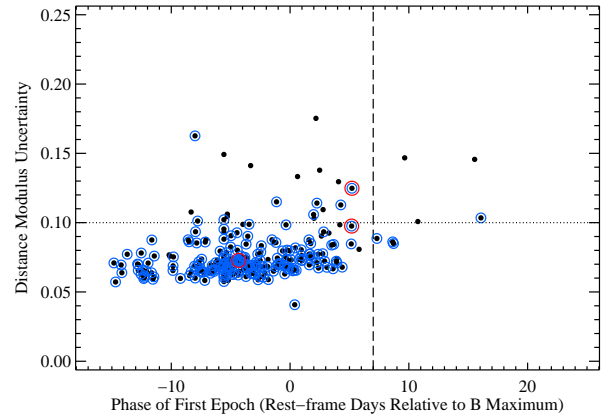
sequence is then  $-5, 0, 5, 10, 18, 26,$  and  $35$  days relative to peak.

For this observation sequence, we have simulated the survey based on the weather history, sky noise, and depth of the PS1 SN survey (Scolnic et al. 2014b) at various exposure times. We then fit the simulated light curves and recovered light-curve parameters. We find that at our lowest exposure time of 15 s, colour errors are typically 0.03–0.04 mag and distance errors are typically 0.10–0.12 mag, in line with our goals.

We have examined this strategy with our survey data (see Section 3). For each SN observed, we can compare the final distance error to the number of epochs observed, which we display in Figure 1. We note that these are the number of observed epochs, not the number of epochs used when fitting the light curves, where particularly early or late data are not included. We find that the typical distance uncertainty is  $<0.10$  mag for SNe with an average of  $\geq 3.6$  epochs per band. We also find that if a SN is observed prior to 7 days after peak brightness generally produces small distance uncertainties (Figure 2). For the Foundation Supernova sample, we find that both criteria are necessary to have confidence in our distance moduli.

### 2.4.3 Data Quality

We limit our observations to have an airmass below 2, extinction due to clouds of  $<0.5$  mag, and seeing with  $\text{FWHM} < 1.8''$ . We place each SN at a random place on the focal plane, restricted to areas known to produce high-quality images (e.g.,  $>0.4^\circ$  from the center of the focal plane; Rest et al. 2014) and away from known detector defects and



**Figure 2.** Same as Figure 1, except as a function of the phase of the first epoch for the Foundation sample. Here, the red circles indicate SNe that pass all criteria *except* they have too few epochs for inclusion. The vertical dashed line represents the first-epoch phase necessary for inclusion in the cosmology sample. Objects with a first epoch at a phase of  $<+7$  days have typical distance uncertainties of  $\leq 0.10$  mag.

chip gaps. For each SN, the location does not vary for  $>0.05^\circ$  for the entire light curve. As a result, we reduce potential systematic biases related to a particular detector or position in the focal plane, which is a 3-mmag bias across the entire focal plane (Scolnic et al. 2014b).

The morning after an observation, we check the SN location to make sure that the nearby area has not been masked, that there are no artefacts near the SN, and that the SN is sufficiently far from chip gaps. If there are any issues with the observation, we immediately request a new observation. We have requested repeat observations because of problems in an image for only 1.1% of our observations.

For the nights where we requested observations, 39% were weathered out. In these cases, we immediately request a new observation. Based on our current data set, we have found that our median cadence near peak is 6 days, close to our desired value of 5 days. The reason for this difference is primarily caused by periods of extended bad weather. Our median seeing is  $1.28'', 1.16'', 1.05'',$  and  $1.02''$  in  $grizP_1$ , respectively.

Observations typically saturate at 12.5 mag for 15-s exposures. This is much brighter than any of our SN observations. Furthermore, we expect any non-linearities due to the brighter-fatter effect (Antilogus et al. 2014) to be  $<2$  mmag at  $m > 13$  mag. The typical number of stars per CCD that overlap with calibrated stars from the  $3\pi$  survey is  $>500$  stars. Typical uncertainties in our nightly photometric zero-points are 3 mmag.

### 2.4.4 Sample Size

For any cosmological analysis using the Foundation sample, the statistical uncertainties will depend, in part, on the number of SNe in the Foundation sample. Since cosmological measurements depend on comparing the *relative* distances to SNe, a large sample of low- $z$  SNe is critical for precise measurement of cosmological parameters. There are currently  $\sim 1000$  published high-quality high- $z$  SNe Ia (Scolnic et al.

2017), about 5 times the size of the current low- $z$  sample. As such, a single low- $z$  SN Ia currently has more statistical weight than a single high- $z$  SN Ia. Moreover, observations at longer rest-frame wavelengths, where the SNe suffer less dust extinction and have lower intrinsic scatter (e.g., Krisciunas et al. 2004; Wood-Vasey et al. 2007; Folatelli et al. 2010; Mandel et al. 2011; Barone-Nugent et al. 2012; Stritzinger et al. 2011; Friedman et al. 2015), are easier to obtain at low  $z$ . Therefore, observing low- $z$  SNe is a relatively economical approach to improving the statistical uncertainties on cosmological parameters.

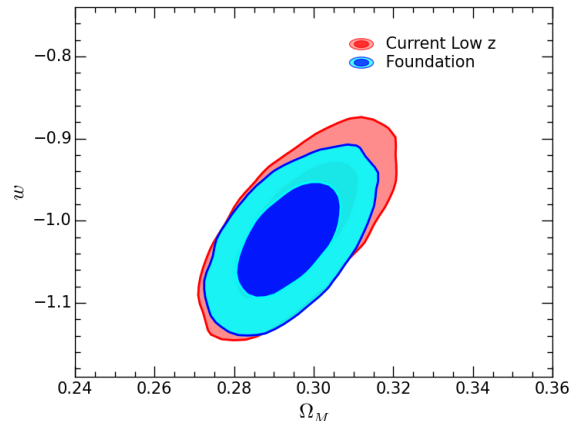
However, gains will steadily decrease as the statistical uncertainty approaches the systematic uncertainty. If we can produce a low- $z$  SN Ia sample that is the same size as the current sample, but with smaller systematic uncertainties, that is a clear improvement. The Foundation sample will have calibration uncertainties similar to that of the PS1 high- $z$  sample, which are one-third that of the current low- $z$  sample (Scolnic et al. 2015). As the current low- $z$  sample contains  $\sim 200$  SNe Ia, a first goal for the Foundation sample is to match that number.

To demonstrate the power of the reduced systematic uncertainties associated with the Foundation Supernova Survey, we performed multiple simulations using the SNANA simulation package (Kessler et al. 2009). The simulations match all key characteristics of the surveys including cadence, S/N, and detection/spectroscopic selection functions. As has been done in past cosmology analyses (Betoule et al. 2014; Scolnic et al. 2014b, 2017), the selection functions have been empirically determined such that each simulation produces the observed redshift distribution as well as the observed light-curve shape/colour distributions as a function of redshift. In the future, we will directly include detection efficiencies of the ASAS-SN and PSST surveys to better constrain the overall Foundation Supernova Survey selection function. Our accurate simulations will allow us to correct for any distance biases with redshift, colour and stretch (Scolnic & Kessler 2016).

As a baseline, we simulated the current SN Ia sample, including the current low- $z$  sample (Rest et al. 2014, but set to have exactly 200 SN Ia for simplicity), the Joint Light-curve Analysis (JLA) high- $z$  sample (Betoule et al. 2014), and the PS1 high- $z$  sample (Rest et al. 2014). SNANA generates light curves as would be observed by each survey that contributes to the final sample.

Once the Foundation Supernova Survey data are incorporated in SN spectral models, the reduced calibration uncertainties will improve the SN spectral model uncertainties by  $\sim 25\%$  (Scolnic et al., in prep.), which is roughly the fraction of low- $z$  SNe in the current training set. For all simulations, we include the same level of systematic uncertainties from the absolute calibration of the *HST* Calspec standards and MW extinction. No other systematic uncertainties are included; for instance those related to selection biases are excluded (although we expect to improve such uncertainties with the Foundation Supernova Survey in the future).

Cosmological constraints are determined from use of the Markov Chain Monte Carlo (MCMC) technique implemented with the CosmoMC code (Lewis et al. 2000). The cosmological parameters are all given non-informative priors. For all measurements in this paper, we assume a flat universe and marginalize over  $H_0$  and  $\Omega_M$ .



**Figure 3.** 1- and 2- $\sigma$  confidence contours in the  $w$ - $\Omega_m$  plane for simulated SN data. The pink/red and teal/blue contours represent the projected constraints from current CMB (Planck Collaboration et al. 2016), the simulated JLA high- $z$  SN compilation (Betoule et al. 2014), and either a simulation that roughly matches the current low- $z$  SN Ia sample (but with exactly 200 SNe Ia) or a simulated Foundation Supernova sample (with exactly 200 SNe Ia), respectively. Including systematic uncertainties, the marginalized uncertainty for  $w$  improves from 0.053 to 0.046, a 35% improvement in precision, when replacing the current low- $z$  sample with an equal-sized Foundation sample.

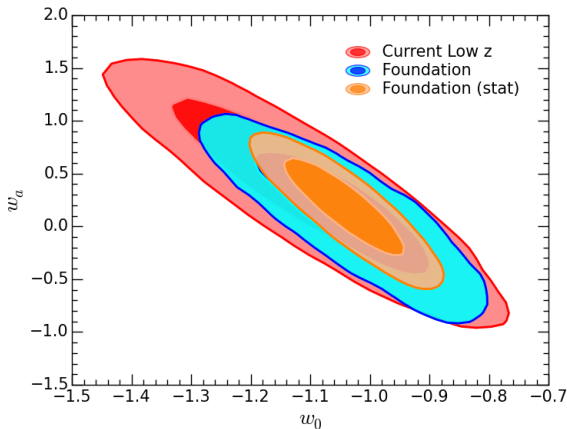
When we combine the simulated current low- $z$  SN and JLA samples with CMB (Planck Collaboration et al. 2016) and BAO (Anderson et al. 2014) data, and assume a constant dark energy equation of state, we find the uncertainty for  $w$  to be  $dw = 0.053$ , comparable to that found by Betoule et al. (2014),  $dw = 0.055^3$ . We display the  $w$ - $\Omega_m$  confidence contours derived from these simulated data in Figure 3.

We also simulated a sample of 200 Foundation SNe. The combination of the simulated Foundation sample, JLA high- $z$  sample, CMB data, and assuming a constant equation of state, results in a uncertainty for  $w$  of  $dw = 0.046$  ( $w$ - $\Omega_m$  confidence contours are shown in Figure 3). That is, simply replacing the current low- $z$  SN Ia sample with the same number of SNe from the Foundation sample is predicted to result in a 35% improvement in precision for our measurement of  $w$ .

In the next few years, significantly larger samples of high- $z$  SNe ( $\sim 5000$  SN Ia) from DES (Bernstein et al. 2012) and PS1 (Rest et al. 2014) will be available. With these larger samples, we will be able to place relatively tight constraints on evolving dark energy. We simulated 3500 high- $z$  SNe and set the calibration systematic uncertainty to be the same as PS1. Combining these data with the simulated, current low- $z$  and Foundation Supernova Survey samples (and now allowing for a evolving equation of state), we find dark energy FoMs of 30 and 52, respectively (Figure 4). That is, replacing the current low- $z$  sample with an equally sized Foundation Supernova sample will improve the dark energy FoM by 72%.

<sup>3</sup> While the simulated results produce slightly better results (by 8% in precision) than the real data, this is likely because of the updated CMB constraints used for the simulations.





**Figure 4.** 1- and 2- $\sigma$  confidence contours in the  $w_0$ - $w_a$  plane for simulated SN data. The pink/red and teal/blue contours represent the projected constraints from current CMB (Planck Collaboration et al. 2016), a simulated PS1/DES photometric sample of 3500 high- $z$  SNe Ia, and either the current low- $z$  SN Ia sample or 200 Foundation SNe Ia, respectively. The tangerine/orange contours represent what we would expect in the absence of any systematic uncertainties. The dark energy FoM improves from 30 to 52, a 72% improvement, when replacing the current low- $z$  sample with an equal-sized Foundation sample.

As shown from our simulations, a Foundation sample of  $\sim 200$  SNe Ia is well motivated. However, larger sample sizes, up to at least 800 SNe, will also significantly improve cosmological inference *if* potential calibration systematics are appropriately reduced.

In their final report, the *WFIRST* Science Definition Team (SDT; Spergel et al. 2015) determined that a low- $z$  sample of 800 SNe Ia is *required* to reach their science goals. While this is further confirmation of the importance of a large high-fidelity low- $z$  SN Ia sample, it also presents an independently derived number for a final sample size. While 200 or 400 Foundation SNe Ia would potentially be a significant fraction of the final *WFIRST* low- $z$  required sample, it is possible for the Foundation sample to be the entire *WFIRST* low- $z$  sample within 4 years of operations.

Detailed simulations of the *WFIRST* survey are underway (Hounsell et al. 2017), and we will revisit the necessary low- $z$  sample size in the future.

### 3 OBSERVATIONS AND DATA REDUCTION

As of May 2017, we have observed a total of 342 SNe with PS1. Of these, 169 were snapshot observations that were not continued. We have followed 225 SNe Ia, whose light curves are presented below. Most observations are a series of 15-s  $griz_{P1}$  exposures. Our earliest observations were obtained in twilight as a pilot programme and had 100-s exposures.

We reduce the Foundation PS1 data with the same custom-built pipeline as for the PS1 MDF survey data. The basic data processing is performed by the PS1 IPP (Magnier 2006; Magnier et al. 2013; Waters et al. 2016). Downstream processing is performed with the *photpipe* pipeline that members of our team developed for the SuperMACHO

and ESSENCE surveys (Rest et al. 2005; Miknaitis et al. 2007; Rest et al. 2014; Scolnic et al. 2014b; Narayan et al. 2016a).

The PS1 IPP system performs flat-fielding on each individual image, using white-light flat-field images of a dome screen, in combination with an illumination correction obtained by rastering sources across the FOV. After determining an initial astrometric solution (Magnier et al. 2008, 2016), the flat-fielded images are then warped onto the tangent plane of the sky, using a flux-conserving algorithm. We present an example SN image in Figure 5.

High-quality images of a given SN location obtained during the  $3\pi$  survey are stacked, allowing for the removal of defects such as cosmic rays and satellite streaks. Since the  $3\pi$  survey finished in 2014, these images are free of SN flux for the Foundation sample. The stacked images typically go much deeper than the Foundation Supernova Survey data, with typical limiting magnitudes of 23.0, 22.9, 22.9, and 22.2 in  $griz_{P1}$ , respectively (Chambers et al. 2016).

Single-epoch Foundation Supernova Survey images are then processed through a frame-subtraction analysis using *photpipe*. This robust and well-tested system first determines the appropriate spatially varying convolution kernel using *HOTPANTS* (Becker 2015); this kernel is necessary to match the template image to the survey image. After the convolution is performed, the template image is subtracted from the survey image. We then detect significant flux excursions in the difference images using *DoPHOT* (Schechter et al. 1993).

For each SN, we calculate the weighted average position using detections from all bands. Because almost all of the SNe are measured with high SNR ( $>50$ ) near peak and each have  $\sim 5$  exposures, the typical uncertainty of the SN location is  $<0.1$  pixels. We perform “forced” photometry for this position for all epochs for a particular SN. This is the same method as used for Rest et al. (2014), with the only difference being that we currently use *DoPHOT* instead of *DAOPhot*. The median difference between forced and unforced photometry is  $\sim 1.5$  mmag for the brighter detections, and is slightly larger for low-S/N detections. The latter difference is the result of an Eddington bias in the flux of measurements detected without forced photometry.

Zeropoints are determined from comparing measurements of stars in the survey image to those in the  $3\pi$  catalog. The median zeropoint uncertainty is  $\sim 3$  mmag per band. We present example light curves for a single SN in Figure 5. Eventually, we plan to re-reduce the photometry with a process similar to that of *DAOPhot* (Stetson 1987) with forced photometry on all subtracted images. This process has been done for the high- $z$  PS1 data (Rest et al. 2014), including modifications to minimize systematic uncertainties in the photometry.

For the Foundation Supernova Survey, we must carefully measure the system throughput as the filters may have changed since the initial PS1 calibration was performed. During the 1.5 years of the initial PS1 survey, no changes were detected to a limit of 3 mmag (Rest et al. 2014). This analysis will be extended for the entire 4.5-year PS1 survey. However, for the Foundation Supernova Survey, which will observe well past the initial PS1 survey, we plan to continue to monitor the system throughput. The majority of PS1 observations are not for the Foundation Supernova Survey,

but every *griz<sub>P1</sub>* image that PS1 observes provides a direct comparison for hundreds of stars. We will use these data, along with specific calibration frames, to track the system throughput for the duration of the Foundation Supernova Survey.

Detailed information about the SNe in our sample is presented in Table 1. We present photometry of our current sample, corresponding to the first data release (DR1) of the Foundation Supernova Survey, in Table 2 and display their light curves in Figure 6.

#### 4 ADDITIONAL DATA

If the Foundation sample is to become the benchmark low- $z$  SN Ia sample, it must include data beyond the PS1 SN photometry. In particular, SN spectroscopy, SN NIR photometry, and host-galaxy data are all potentially important.

SN spectroscopy is critical for proper SN classification. While public classifications are generally reliable, some are incorrect. We therefore attempt to obtain our own spectrum of every Foundation SN to verify its classification. For some SNe, these data will also provide the first spectroscopic redshifts of their host galaxies. For  $z < 0.08$ , redshift uncertainties can propagate to a relatively large distance uncertainty. For instance, at  $z = 0.015$ ,  $0.033$ , and  $0.08$  (our nominal minimum, median, and maximum redshifts for the Foundation sample), a redshift uncertainty of  $0.01$  propagates to a distance modulus uncertainty of  $2.40$ ,  $1.10$ , and  $0.15$  mag, respectively.

SN spectral data also have the ability to significantly improve SN distance estimates (e.g., Bailey et al. 2009; Blondin et al. 2011; Chotard et al. 2011; Foley & Kasen 2011; Foley et al. 2011; Foley 2012; Silverman et al. 2012; Mandel et al. 2014). Specifically, the intrinsic colour of a SN Ia is correlated with its near-maximum light ejecta velocity. Since there is a broad and skewed SN Ia intrinsic colour distribution, an incorrectly assumed intrinsic colour will result in an incorrect reddening estimate, and thus an incorrect distance measurement. Therefore measuring the ejecta velocity removes a potential bias in cosmological analyses. While it is unlikely that every Foundation SN will have a measured near-maximum ejecta velocity, precisely measuring the distribution is sufficient for debiasing all SNe in the sample (however those with velocity measurements will have more precise distances).

SN host-galaxy data can improve distance measurements and reduce a potential systematic bias. After making all light-curve shape corrections, there remains a trend between Hubble residuals and host-galaxy properties such as stellar mass and metallicity (e.g., Kelly et al. 2010; Lampeitl et al. 2010; Sullivan et al. 2010; Pan et al. 2014). Since the Foundation Supernova Survey draws its sample primarily from untargeted surveys, there is no inherent bias towards massive host galaxies (unlike previous low- $z$  samples). Recent cosmological analyses have removed this trend (e.g., Betoule et al. 2014); however, the exact size of the effect, its functional form with host-galaxy parameters such as mass (e.g., a step function, a linear trend, etc), if there is evolution with redshift, and its physical cause are all currently unknown. None the less, it is clear that having these data are critical for making the best cosmological measurements.

With PS1, we already have sufficiently deep *grizy<sub>P1</sub>* imaging for nearly every host galaxy. From these data alone, we can determine properties such as stellar mass and SFR to reasonable precision. To these data, we will add GALEX UV, 2MASS NIR, and WISE IR measurements when possible. For the current Foundation sample, the vast majority of host galaxies have detections and/or constraining limits in these data sets. With these broad-wavelength coverage SEDs, the Foundation host galaxies will have very precisely measured parameters.

NIR light curves provide a path to smaller distance scatter than obtained with only optical light curves (Mandel et al. 2009; Dhawan et al. 2017). This is because of a combination of lower dust extinction (resulting in a smaller error from extinction corrections) and a theoretically predicted smaller luminosity scatter in these bands (Kasen & Woosley 2007). While the  $y_{P1}$  band, with a central wavelength of  $0.96 \mu\text{m}$ , technically covers some NIR wavelengths, observations in *JHK* bands both extend the lever-arm for extinction measurements and provide information that is relatively uncorrelated from the optical (Mandel et al. 2011). We have begun coordinating with multiple groups to obtain NIR light curves of a subset of Foundation SNe. Although only a relatively small subset of Foundation SNe will have NIR light curves, this subsample may be particularly important for determining the reddening distribution of the full sample as well as being a high-fidelity training sample for *WFIRST*.

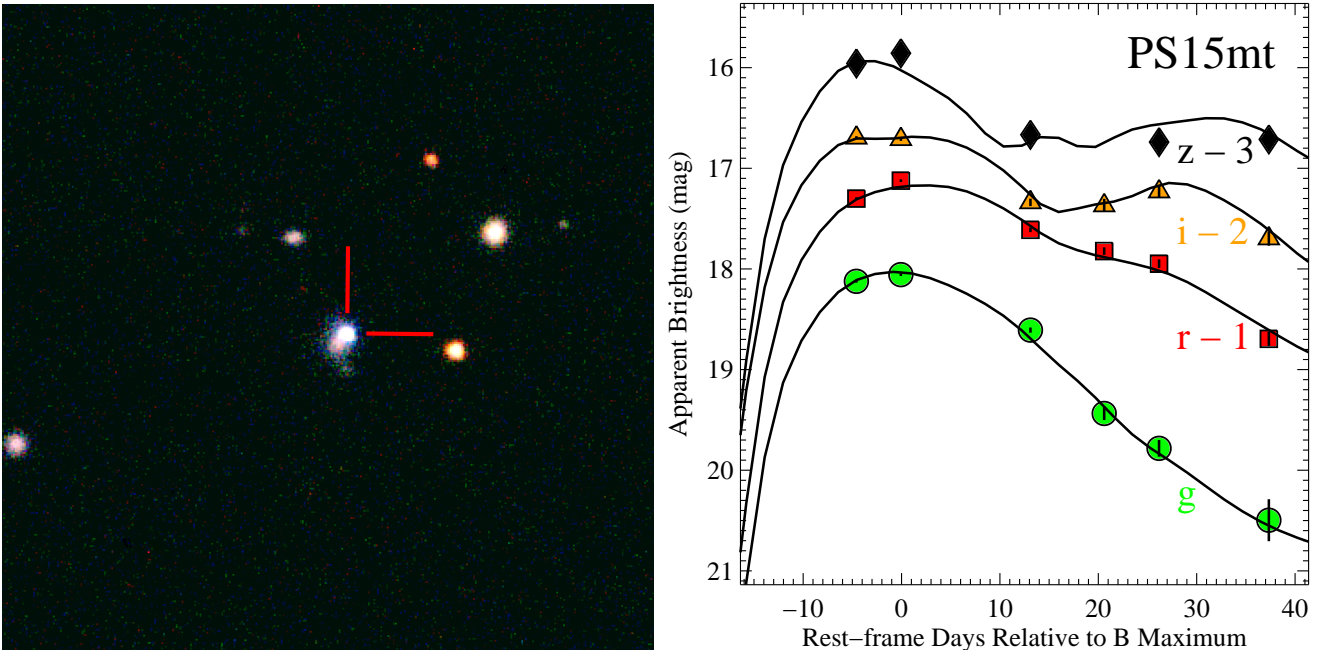
## 5 RESULTS

### 5.1 Classifications and Redshifts

Every SN presented in DR1 has been classified as a SN Ia. References for initial classifications are listed in Table 1. For those objects where we have access to a spectrum, either from our own observations, through public surveys such as the Public ESO Spectroscopic Survey for Transient Objects Survey (PESSTO; Smartt et al. 2015), or through services such as the Transient Name Server (TNS), we examined each spectrum individually. Usually, the initial classifications are consistent with our classifications, but on occasion there are differences in subclassification and/or redshift determination. We present those objects and the differences below.

Since the Foundation SN sample is drawn primarily from untargeted surveys, many SNe in our sample do not have a catalogued host-galaxy redshift. To determine the redshifts for all objects, we take a tiered approach. First, we use redshifts from public surveys with precise redshifts, which is possible for  $\sim 70\%$  of all SNe in our sample. Second, we use our redshifts measured from our own spectra of the host-galaxy nucleus. Third, we use redshifts determined from our own spectra host-galaxy features at the SN position (usually present in the SN spectrum). Fourth, we use redshifts from host-galaxy features from public SN spectra. Fifth, we use the SN spectra to determine a redshift. Finally, if necessary, we use redshifts reported by other groups. We detail this process below.

For all objects where there was an easily identified host galaxy, we used the NASA/IPAC Extragalactic Database (NED) to determine if there is a host-galaxy redshift. For those with multiple redshift measurements, we chose the



**Figure 5.** (*Left*)  $90'' \times 90''$  PS1 *gri* (corresponding to BGR channels) image of PS15mt. The image is oriented with North up and East left. The SN is marked by the red tick marks. (*Right*) Multi-colour light curves for PS15mt. *grizp1* photometry are plotted as green circles, red squares, orange triangles, and black diamonds, respectively. Photometric uncertainties are plotted, but are typically smaller than the points. The black lines are SALT2 model fits to the light curves. The *z*-band fits are only illustrative; those data are not currently used to measure distances.

one with the smallest uncertainty. A small subset of objects (e.g., ASASSN-15nq) have host-galaxy redshifts in other catalogues (for ASASSN-15nq, the galaxy has an SDSS spectrum), and we use those sources when necessary.

When no catalogued galaxy redshift is available, we first use our own host-galaxy spectra, which are generally obtained when observing a SN, to measure a redshift. Occasionally, host-galaxy emission or absorption features are present in the SN spectrum itself, and we are able to measure a redshift from those. When possible, we obtain our own spectrum of the host-galaxy nucleus, often after the SN has faded. Rarely, other groups will report an otherwise unknown host-galaxy redshift when classifying a SN, and we use those data when appropriate.

After all attempts to obtain a host-galaxy redshift are made, there remain a number of SNe for which we must rely on the SNe themselves for a redshift (currently 5 SNe, or 2.3% of the sample). When we have access to a spectrum, we use the SuperNova IDentification (SNID) software (Blondin & Tonry 2007) to cross-correlate with SN Ia templates and determine the redshift (see e.g., Foley et al. 2009; Rest et al. 2014).

As a last resort, we use redshift estimates from SN spectra as presented in classification announcements. For all direct measurements, we either use the reported redshift uncertainties or measure them ourselves. For reported host-galaxy and SN redshifts, we assume uncertainties of 0.001 and 0.01, respectively. We present newly measured redshifts in Table 3. In total, the host galaxies for 70 SNe Ia in our sample (32.7%) did not have a catalogued redshift, a surprisingly high fraction.

All SN spectra obtained by our group will be presented

in a future analysis. For the subset of SNe where either our redshift or classification differs substantially from the initial classification, we present those differences in Tables 4 and 5, respectively. For 21 (4) SNe, corresponding to 9.3% (1.9%) of our sample, the differences between the initially reported redshift and our adopted redshift is large enough to produce a distance modulus bias of  $>0.3$  mag ( $>1$  mag). Host-galaxy redshifts are critical to reduce the scatter of low-*z* SN Ia samples; the Foundation Supernova Survey is currently 97.7% complete.

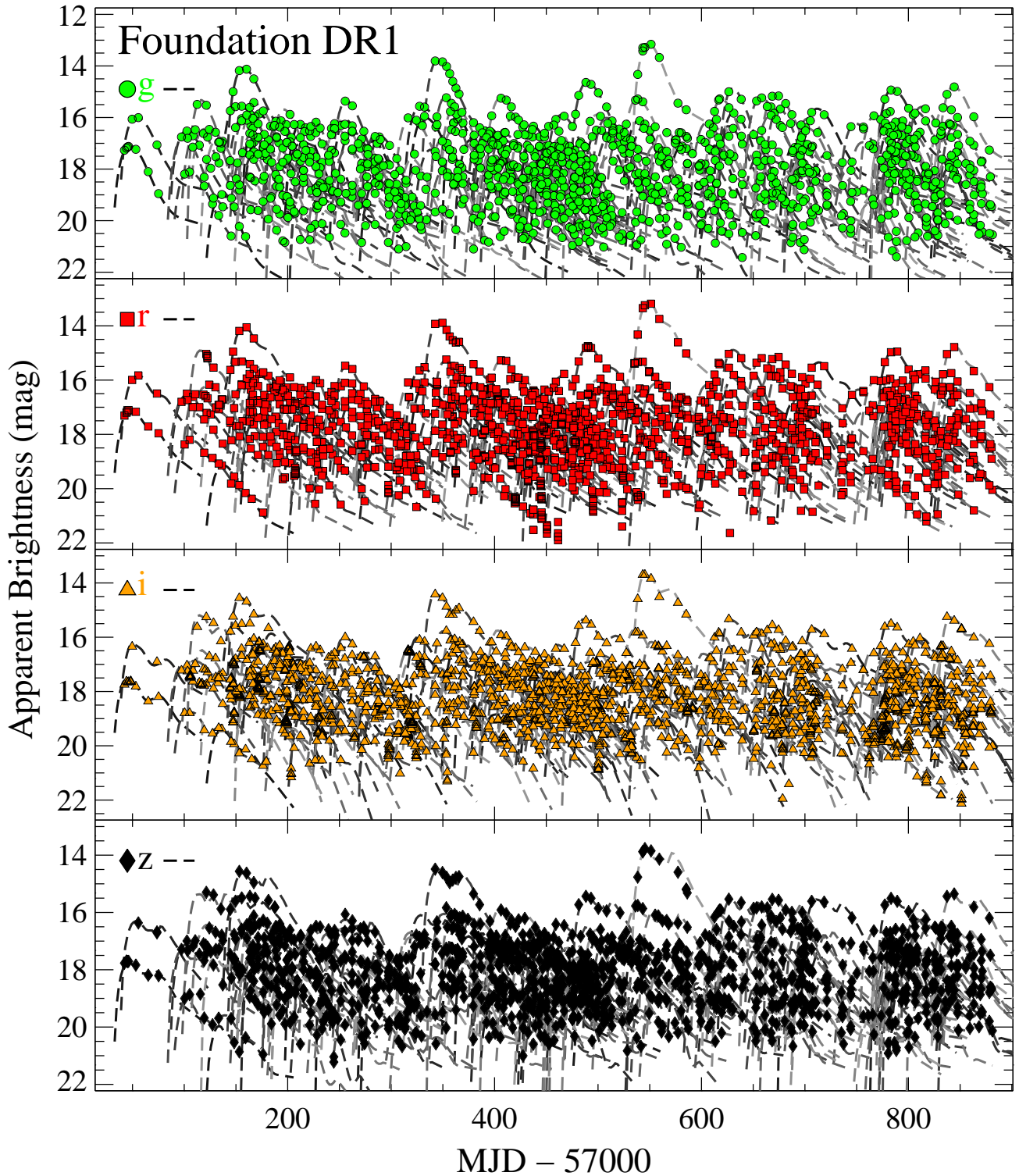
## 5.2 Light-curve Parameters

While there are currently several algorithms for estimating distances from SN light curves (e.g., MLCS, Jha et al. 2007; SiFTO, Conley et al. 2008; BayeSN, Mandel et al. 2009, 2011; SNooPy, Burns et al. 2011; BaSALT, Scolnic et al. 2014a), currently the most widely used light-curve fitting algorithm is SALT2 (Guy et al. 2007). This algorithm is based on SALT (Guy et al. 2005) and assumes a Tripp (1998) parameterization,

$$\mu_B = m_B - M + \alpha x_1 - \beta c, \quad (3)$$

where  $\mu_B$ , the distance modulus, is determined for each SN given observables  $m_B$ , the peak *B*-band brightness,  $x_1$ , a light-curve shape parameter, and  $c$ , an observed colour parameter. The parameters  $M$ ,  $\alpha$ , and  $\beta$  are nuisance parameters that are globally fit. One can consider  $\alpha$  and  $\beta$  to be the linear slopes between absolute magnitude and light-curve shape and colour, respectively. Meanwhile,  $M$  is the *B*-band absolute magnitude of a fiducial SN Ia with  $x_1 = c = 0$ .

We use the most recent version of SALT2 (Guy et al.



**Figure 6.** Multi-colour light curves for the Foundation DR1 sample. The  $grizP_1$  photometry are plotted as green circles, red squares, orange triangles, and black diamonds, respectively. The grey lines are SALT2 model fits to each SN light curve.

2010) as implemented in SNANA (Kessler et al. 2009). When fitting light curves, we follow the procedure of Rest et al. (2014), and we refer the reader there for more details. After an initial fit, we remove any suspicious photometry points from each light-curve. We identify such points as having

$\chi^2 > 10$  relative to the best-fitting SALT2 model. This cut is similar to that done by Holtzman et al. (2008) and Rest et al. (2014). We visually inspected many of the epochs with bad photometry and found a high correlation with image streaks and other subtraction artefacts, indicating that these data

are generally poor rather than an issue with the data reduction or model. In total, 81 out of 6868 data points (1.2%), averaging 0.36 data points per SN, were removed. We present the parameters which result from light-curve fitting in Table 6.

### 5.3 Sample Cuts

When targeting specific SNe, we only required that the SN be spectroscopically confirmed as a young SN Ia with  $0.015 < z \lesssim 0.08$ . As a result, we include some SNe Ia that are spectroscopically peculiar and have relatively high host-galaxy reddening. We are hopeful that these SNe will be cosmologically useful in the future, but such SNe are not well fit by SALT2, and must be culled from our current cosmology sample.

Our cosmology sample is set using a combination of criteria defined by Rest et al. (2014) and Betoule et al. (2014). We list the criteria below, but refer the reader to previous works for additional details. The criteria are:

(1) The SN is not spectroscopically similar to SNe Iax (Foley et al. 2013; Jha 2017), SN 1991bg (Filippenko et al. 1992; Leibundgut et al. 1993), the peculiar SN 2000cx (Li et al. 2001), and the high-luminosity SN 2006gz (e.g., Howell et al. 2006; Hicken et al. 2007; Yamanaka et al. 2009; Silverman et al. 2011; Taubenberger et al. 2011; Scalzo et al. 2012).

(2) The Milky Way reddening towards the SN is  $E(B - V)_{\text{MW}} < 0.25$  mag.

(3) At least 11 total light-curve points in  $gr_{\text{IP1}}$ .

(4) The first light-curve point has a phase of  $< +7$  days.

(5) The uncertainty on  $x_1$  is  $< 1$ .

(6) The uncertainty on the time of peak brightness is  $< 1$  day.

(7)  $-0.3 < c < 0.3$ .

(8)  $-3.0 < x_1 < 3.0$ .

(9) Chauvenet’s criterion applied to the pulls (rather than the residuals, which would bias against the lowest-redshift SNe with larger peculiar velocity scatter) to exclude systematic outliers.

The first criterion is to remove spectroscopically peculiar SNe which may be poorly fit by SALT2 or do not follow the width-luminosity relation (Phillips 1993). The next three criteria are light-curve quality cuts, which help ensure that the resulting parameters are reasonable and reduce the number of unreliable light-curve fits. The fourth and fifth criteria are the bounds of the SALT2 model. The final criterion excludes systematic outliers that are far from a normal distribution. The SNe passing all of these criteria compose the Foundation “cosmology” sample. Table 7 displays how each criterion affects our sample as well as the cumulative effect of the criteria.

Upon closer inspection of spectra for our sample, we have determined that PS15zn is likely a SN Ic rather than a SN Ia (Pan et al. 2015a). We therefore exclude the SN from our cosmology sample, but still include its photometry here.

We have decided to observe SNe similar to SNe 1991bg and 2006gz, knowing that SALT2 cannot properly fit their light curves. We note that for the former case, this is not because the SNe are inherently uncalibratable; for instance, MLCS (Riess et al. 1996; Jha et al. 2007) is

able to obtain reasonable distances for SN 1991bg-like objects. Rather than potentially bias the sample because of a classification by other groups or our current ability to properly estimate distances to particular subclasses of SNe Ia, we have decided to photometrically follow this small subset of SNe, and remove them from any current cosmological analysis. Based on public classifications and our own spectra, we designate ASASSN-15ga, MASTER OT J222232.87-185224.3, PSN J16283836+3932552, SN 2016ajf, and SN 2016arc as similar to SN 1991bg and ASASSN-15hy, PSN J23102264+0735202, SN 2015M, SN 2016alt, 2016ccj, and 2017mu as similar to SN 2006gz. These objects represent 5.3% of our total sample, but notably, ASASSN-15ga, ASASSN-15hy, and MASTER OT J222232.87-185224.3 would have been excluded by other criteria.

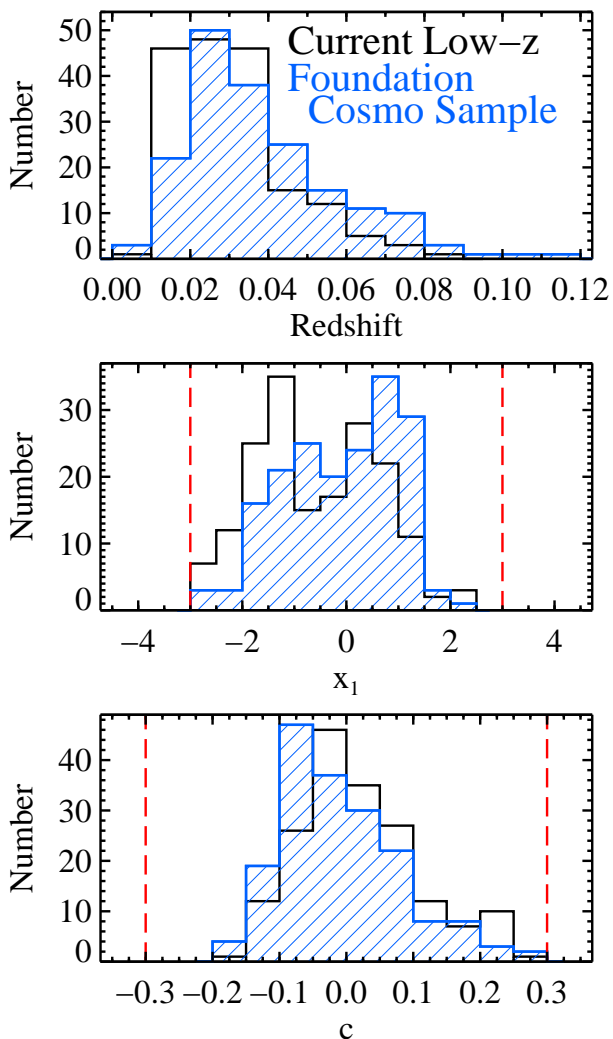
Only three objects were cut because of insufficient light-curve coverage. One, ASASSN-15bm, was observed during our pre-survey stage, making it a special case. Of the remaining criteria, none affects more than 5% of the sample. In total, we lose 15.6% of our sample to various cuts, but only 10.8% of the “normal” SNe Ia. While we hope to improve this number as the survey progresses, the Foundation Survey is already extremely efficient relative to other low- $z$  surveys. For instance, 54%, 54%, and 47% of the CfA3, CfA4, and CSP samples (Hicken et al. 2009a, 2012; Contreras et al. 2010) were cut from the Rest et al. (2014) cosmology sample. Rather, the Foundation sample has a similar fraction of SNe excluded from high- $z$  samples such as SDSS (26%; Sako et al. 2014; Betoule et al. 2014) and PS1 (24%; Rest et al. 2014).

### 5.4 Sample Demographics

Figure 7 displays the redshift, light-curve shape ( $x_1$ ), and observed colour ( $c$ ) distributions of the Foundation sample compared to the existing low- $z$  sample (as prepared by Scolnic et al., in prep.). For the Foundation sample, we present the results for the full sample and the cosmology sample, which pass the various criteria listed in Section 5.3.

The low- $z$  SN light curves were fit with the same version of SALT2 and values for the nuisance parameters to give a consistent comparison. We note that the low- $z$  sample has already been culled of SNe that do not pass various quality cuts which are similar to those employed for the Foundation sample. The Foundation cosmology sample has relatively similar demographics to the existing low- $z$  cosmology sample. The Foundation cosmology and existing low- $z$  samples have similar median redshifts (0.033 compared to 0.029) and median colour ( $-0.021$  compared to  $-0.035$ ). However, the typical light-curve shapes are different with median values of  $x_1 = -0.203$  and  $0.160$  for the Foundation and existing low- $z$  sample, respectively. The Foundation  $x_1$  distribution does not have the double-peaked distribution seen in the existing low- $z$  sample.

The most striking feature is the relative excess of slow-declining SNe for the Foundation sample. While this may be caused by selection effects (of either Foundation or the other low- $z$  surveys), issues with fitting the Foundation light curves, or statistical fluctuations, it does not appear to be a significant issue for measuring cosmological parameters. Regardless, we will re-visit this issue with future data releases.



**Figure 7.** Distributions of redshift (top panel),  $x_1$  (middle), and  $c$  (bottom) for the Foundation cosmology (blue hashed), and existing low- $z$  (black) SN samples. The vertical dashed lines correspond to the parameter limits for inclusion in the cosmology sample. The median values for the Foundation cosmology (existing low- $z$ ) sample are 0.033 (0.029), 0.048 (0.160), and  $-0.021$  ( $-0.035$ ), respectively.

We note that 18.4% and 3.0% of the Foundation SN sample has been classified as being similar to SN 1991T (or SN 2006gz) and SN 1991bg, respectively. These fractions are similar to the magnitude-limited fractions found by Li et al. (2011) of 17.7% and 3.3%, respectively.

### 5.5 Hubble Diagram

Using the measured distance moduli and redshifts for the Foundation cosmology sample, we present a Hubble diagram in Figure 8. Although the scatter in the Hubble diagram is small, we caution using the current data in more detailed cosmological analyses at this time. We have not yet produced a robust systematic analysis or determined accurate distance bias corrections (e.g., from Malmquist bias; these are typically up to  $\sim 0.02$  mag; Scolnic et al. 2017). Similarly,

we have not measured the necessary host-galaxy properties to obtain the precise distances required for such work.

None the less, the Foundation sample Hubble residuals relative to a fiducial  $\Lambda$ CDM model are encouraging. Fitting a Gaussian function to the residuals, we find a standard deviation of only 0.138 mag. We also measure a weighted root-mean square (RMS) of 0.136 mag for the Hubble residuals, consistent with the simple Gaussian measurement. Similarly fitting a Gaussian function to the pulls (the residual divided by the uncertainty), we find a standard deviation of 1.60, close to the expected value of 1 for a normal distribution with uncertainties exactly matching the full scatter. Since the standard deviation of the pull is larger than 1, there must be an additional term, such as intrinsic scatter, that is currently not included in the uncertainties. We plot these distributions in Figure 9.

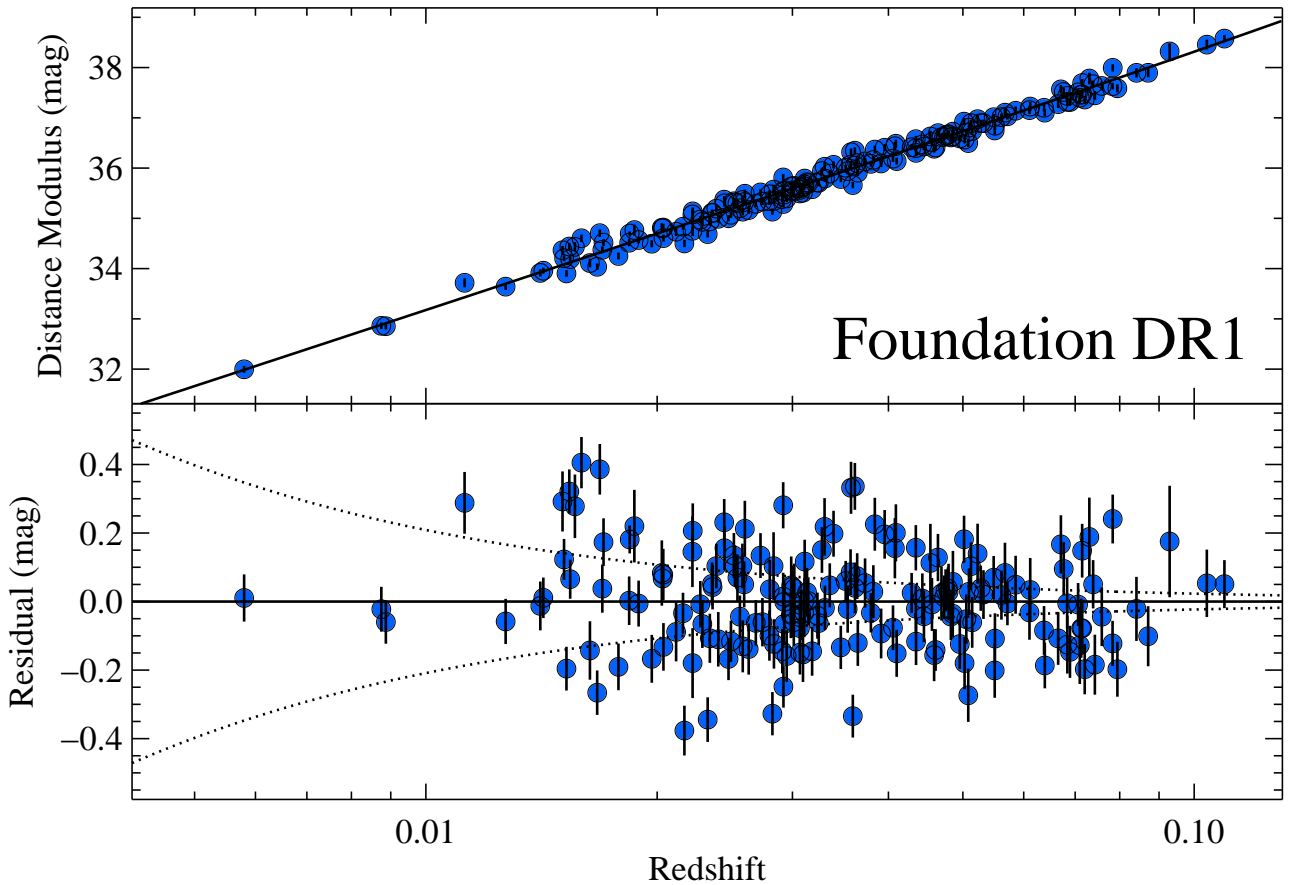
In addition to the relatively small Hubble residuals, we find an intrinsic scatter of only  $\sigma_{\text{int}} = 0.111$  mag, when we require that  $\chi^2/\text{dof} = 1$ . A smaller value of  $\sigma_{\text{int}} = 0.105$  mag is found when requiring that the standard deviation of the pulls be 1. Further improvements to our data reduction pipeline, the PS1 calibration, the available extant data, and the distance-fitting algorithm/model should all improve the intrinsic scatter.

Despite the current success, there are still several aspects that require additional future scrutiny. In particular, there is a moderate correlation between the absolute Hubble residuals and the redshift uncertainty. SNe with precise redshifts ( $dz < 10^{-3}$ ) have median absolute Hubble residuals that are significantly smaller than of SNe with less precise redshifts ( $dz \geq 10^{-3}$ ): 0.086 and 0.119 mag, respectively. We expect that more precise redshifts will improve the distance residuals for the latter group of SNe and will likely decrease the measured intrinsic scatter and RMS of our sample.

Finally, we note that eight of the nine SNe Ia that do not pass Chauvenet’s criterion have Hubble residuals of  $d\mu \approx -0.5$  mag. Six of these objects (SNe 2016ai, 2016aqa, 2016aqt, 2016ayf, 2016hjk, and CSS151120:044526-190158) have spectra that are possibly consistent with SN 2006gz and other high-luminosity, peculiar SNe Ia. Additionally, these SNe have colour-corrected absolute magnitudes ( $M_B = m_B - \beta c - \mu$ ) of  $-19.81$  to  $-20.20$  mag with a median of  $-20.06$  mag, while the median for the cosmological subsample is  $-19.48$  mag. Although it is unclear if these objects are truly similar to SN 2006gz, this is a strong possibility. If that were the case, then up to 6.2% of the Foundation Supernova sample is comprised of SN 2006gz-like objects, a surprisingly large number. The large fraction of SN 2006gz-like objects in our sample is likely the result of selecting more galaxies from low-luminosity galaxies, which have a higher relative rate of this class, compared to previous samples (Khan et al. 2011; Taubenberger et al. 2011). Detailed light-curve and spectral analyses should improve our classification for these objects.

## 6 DISCUSSION AND CONCLUSIONS

We have presented the survey strategy/design and first results from the Foundation Supernova Survey. Over the next several years, we will use the PS1 telescope to observe hundreds of SNe Ia at  $z < 0.1$ . These well-measured light curves will provide precise and accurate distances to these SNe,



**Figure 8.** Hubble diagram for the Foundation DR1 sample and residuals to a fiducial  $\Lambda$ CDM model (lower panel). Error bars do not include uncertainties related to peculiar velocities (which are represented by the dotted curves in the lower panel) and redshift uncertainties.

which in turn will provide a foundation for future SN cosmology analyses.

We have motivated our strategy, stressing that the PS1 system is ideal for this work. In particular, PS1 has already observed all positions north of  $-30$  declination, making late-time template observations unnecessary. The PS1 system is a well-calibrated photometric system (to the mmag level) with a precisely and accurately measured instrument response. We have already observed  $\sim 500$  spectroscopically confirmed and  $\sim 3000$  photometrically classified high- $z$  SNe Ia (Rest et al. 2014, Scolnic et al., in prep., Jones et al., in prep.) with PS1. All PS1 SNe (both high- $z$  and Foundation) will be reduced with a single, well-tested data-reduction pipeline.

Our follow-up strategy is economical, yet still provides excellent light-curve coverage. At our current rate, we can observe  $\sim 140$  SNe Ia per year, but we believe that we can increase the rate to 200 SNe Ia per year given additional spectroscopic resources and/or timely publicly announced classifications.

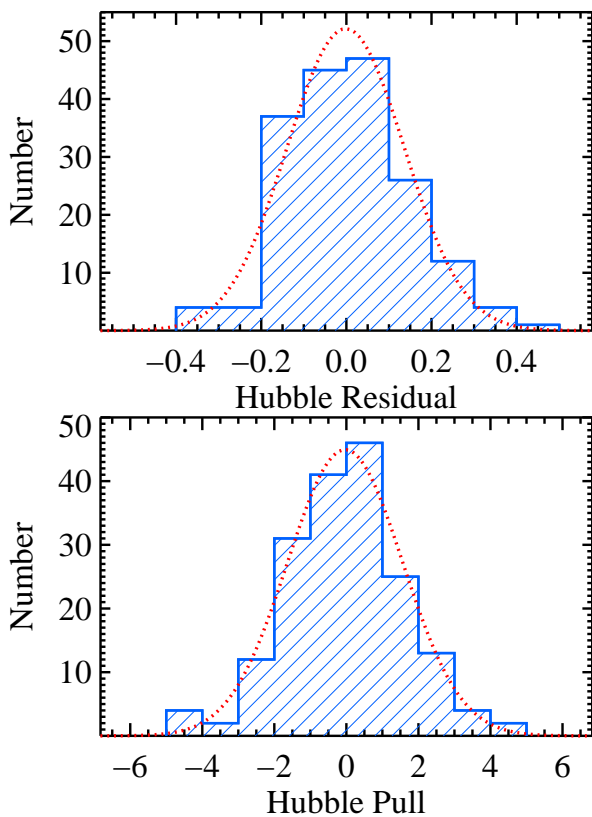
We already have obtained 225 complete SN Ia light curves, which we present here (and release publicly). From those data, we have derived light-curve parameters and distance estimates. We created a Hubble diagram for the Foundation cosmology sample of 180 SNe Ia, finding that we have

already created a competitive sample that is both larger than every other homogeneous sample of low- $z$  SNe Ia and with low intrinsic scatter ( $\sigma_{\text{int}} = 0.111$  mag). This sample is already comparable in size to the entire current low- $z$  SN Ia sample used for cosmological analyses.

Our current sample comes primarily from untargeted SN searches (mostly ASASSN and PSST), and a large fraction of SNe Ia have relatively faint host galaxies. One-third of all host galaxies did not have a catalogued redshift, and we provide redshifts here for those galaxies. There are a surprising number of SNe Ia that have Hubble residuals of  $d\mu \approx -0.6$  mag. While these SNe are removed from the cosmologically useful subsample through various cuts (and in particular Chauvenet’s criterion), these may be peculiar SNe Ia that do not have adequate spectroscopic data to distinguish them from more typical SNe Ia.

In the coming months and years, we will make further improvements to our data reduction pipeline, add host-galaxy and spectral data, and eventually constrain cosmological parameters. We expect our next data release to be larger than the entire current low- $z$  sample.

The Foundation Supernova Survey is critical for the success of current and future surveys such as DES, LSST, and *WFIRST*. As SN cosmology analyses are currently systematics limited and the largest systematic is currently the low- $z$



**Figure 9.** Distributions of Hubble residuals (top panel) and pulls (bottom panel) for the Foundation DR1 cosmology sample. The red dotted curves represent best-fitting Gaussian functions to the distributions. The best-fitting Gaussian functions have standard deviations of 0.138 mag and 1.60 for the Hubble residuals and pulls, respectively.

sample, the Foundation Supernova Survey will have a larger impact on measuring cosmological parameters than the current generation of high- $z$  surveys.

## ACKNOWLEDGEMENTS

*Facility:* Pan-STARRS-1 (GPC1); SOAR (Goodman spectrograph); Mayall (KOSMOS spectrograph); FLWO:1.5m (FAST); ARC (DIS); SALT (RSS); Keck:I (LRIS); Keck:II (DEIMOS)

We thank the SN community, both professional and amateur, for its tireless efforts discovering and classifying SNe. We especially thank those who make discoveries, classifications, and data immediately public. Timely, public access to this information was both critical for this work and a significant benefit for all of science. We especially thank A. Castro-Tirado, R. Chornock, A. Gal-Yam, B. Shappee, I. Shivvers, J. Strader, and O. Yaron for providing additional information about their observations. We thank S. Downing, A. Duarte, M. Garcia, R. Hounsell, A. Kniazhev, M. Kotze, B. Miszalski, B. Patel, E. Romero Colmenero, R. Skelton, and J. Tonry for assisting in some of the observations presented here. We thank C. Stubbs for his continued support of this project and other intellectual contributions.

This manuscript is based upon work supported by the National Aeronautics and Space Administration under Contract No. NNG16PJ34C issued through the *WFIRST* Science Investigation Teams Programme. R.J.F. and D.S. were supported in part by NASA grant 14-WPS14-0048. The UCSC group is supported in part by NSF grant AST-1518052, the Gordon & Betty Moore Foundation, and from fellowships from the Alfred P. Sloan Foundation and the David and Lucile Packard Foundation to R.J.F. D.S. acknowledges support from NASA through Hubble Fellowship grant HST-HF2-51383.001 awarded by the Space Telescope Science Institute, which is operated by the Association of Universities for Research in Astronomy, Inc., for NASA, under contract NAS 5-26555 and the Kavli Institute for Cosmological Physics at the University of Chicago through grant NSF PHY-1125897 and an endowment from the Kavli Foundation and its founder Fred Kavli. The research leading to these results has received funding from the European Research Council under the European Union’s Seventh Framework Programme (FP7/2007-2013)/ERC Grant agreement n° [291222] (PI: S.J.S.).

Pan-STARRS is supported in part by the National Aeronautics and Space Administration under Grants NNX12AT65G and NNX14AM74G. The Pan-STARRS1 Surveys (PS1) and the PS1 public science archive have been made possible through contributions by the Institute for Astronomy, the University of Hawaii, the Pan-STARRS Project Office, the Max-Planck Society and its participating institutes, the Max Planck Institute for Astronomy, Heidelberg and the Max Planck Institute for Extraterrestrial Physics, Garching, The Johns Hopkins University, Durham University, the University of Edinburgh, the Queen’s University Belfast, the Harvard-Smithsonian Center for Astrophysics, the Las Cumbres Observatory Global Telescope Network Incorporated, the National Central University of Taiwan, the Space Telescope Science Institute, the National Aeronautics and Space Administration under Grant No. NNX08AR22G issued through the Planetary Science Division of the NASA Science Mission Directorate, the National Science Foundation Grant No. AST-1238877, the University of Maryland, Eotvos Lorand University (ELTE), the Los Alamos National Laboratory, and the Gordon and Betty Moore Foundation.

This paper is based on observations (NOAO Prop. IDs: 2015A-0253 and 2015B-0313; PI: R.J.F.) obtained at the Southern Astrophysical Research (SOAR) telescope, which is a joint project of the Ministério da Ciência, Tecnologia, e Inovação (MCTI) da República Federativa do Brasil; the U.S. National Optical Astronomy Observatory (NOAO); the University of North Carolina at Chapel Hill (UNC); and Michigan State University (MSU), and at Kitt Peak National Observatory, NOAO, which is operated by the Association of Universities for Research in Astronomy (AURA) under cooperative agreement with the National Science Foundation. The authors are honored to be permitted to conduct astronomical research on Iolkam Du’ag (Kitt Peak), a mountain with particular significance to the Tohono O’odham.

Some of the data presented herein were obtained at the W. M. Keck Observatory, which is operated as a scientific partnership among the California Institute of Technology, the University of California and the National Aeronautics and Space Administration. The Observatory was made pos-



sible by the generous financial support of the W. M. Keck Foundation. The authors wish to recognize and acknowledge the very significant cultural role and reverence that the summit of Maunakea has always had within the indigenous Hawaiian community. We are most fortunate to have the opportunity to conduct observations from this mountain.

Research at Lick Observatory is partially supported by a generous gift from Google.

Some of the observations reported in this paper were obtained with the Southern African Large Telescope (SALT), and we thank the SALT Astronomers for assistance.

Based on observations obtained with the Apache Point Observatory 3.5-meter telescope, which is owned and operated by the Astrophysical Research Consortium.

We acknowledge use of some data collected at the European Organisation for Astronomical Research in the Southern Hemisphere, Chile as part of PESSTO, (the Public ESO Spectroscopic Survey for Transient Objects Survey) ESO programme 188.D-3003, 191.D-0935.

This manuscript was initiated during the ‘‘Dynamic Universe: Understanding ExaScale Astronomical Synoptic Surveys’’ workshop at the Aspen Center for Physics, which is supported in part by the NSF under grant No. PHYS-1066293. R.J.F. and D.S. thank the Aspen Center for Physics for its hospitality during the ‘‘Dynamic Universe’’ workshop in June 2015.

## REFERENCES

- Alam S., et al., 2017, *MNRAS*, **470**, 2617
- Albrecht A., et al., 2006, preprint, ([arXiv:astro-ph/0609591](https://arxiv.org/abs/astro-ph/0609591))
- Anderson L., et al., 2014, *MNRAS*, **441**, 24
- Antilogus P., Astier P., Doherty P., Guyonnet A., Regnault N., 2014, *Journal of Instrumentation*, **9**, C03048
- Astier P., et al., 2014, *A&A*, **572**, A80
- Bailey S., et al., 2009, *A&A*, **500**, L17
- Barone-Nugent R. L., et al., 2012, *MNRAS*, **425**, 1007
- Becker A., 2015, HOTPANTS: High Order Transform of PSF ANd Template Subtraction, Astrophysics Source Code Library (ascl:1504.004)
- Bernstein J. P., et al., 2012, *ApJ*, **753**, 152
- Betoule M., et al., 2014, *A&A*, **568**, A22
- Blondin S., Tonry J. L., 2007, *ApJ*, **666**, 1024
- Blondin S., Mandel K. S., Kirshner R. P., 2011, *A&A*, **526**, A81+
- Bohlin R. C., 1996, *AJ*, **111**, 1743
- Burns C. R., et al., 2011, *AJ*, **141**, 19
- Chambers K. C., et al., 2016, preprint, ([arXiv:1612.05560](https://arxiv.org/abs/1612.05560))
- Chotard N., et al., 2011, *A&A*, **529**, L4+
- Conley A., et al., 2008, *ApJ*, **681**, 482
- Conley A., et al., 2011, *ApJS*, **192**, 1
- Contreras C., et al., 2010, *AJ*, **139**, 519
- Dhawan S., Jha S. W., Leibundgut B., 2017, preprint, ([arXiv:1707.00715](https://arxiv.org/abs/1707.00715))
- Elias-Rosa N., et al., 2015, *The Astronomer’s Telegram*, **8016**
- Filippenko A. V., et al., 1992, *AJ*, **104**, 1543
- Finkbeiner D. P., et al., 2016, *ApJ*, **822**, 66
- Folatelli G., et al., 2010, *AJ*, **139**, 120
- Foley R. J., 2012, *ApJ*, **748**, 127
- Foley R. J., Kasen D., 2011, *ApJ*, **729**, 55
- Foley R. J., et al., 2009, *AJ*, **137**, 3731
- Foley R. J., Sanders N. E., Kirshner R. P., 2011, *ApJ*, **742**, 89
- Foley R. J., et al., 2013, *ApJ*, **767**, 57
- Fraser M., et al., 2017, *The Astronomer’s Telegram*, **1021**
- Freedman W. L., Madore B. F., 2010, *ARA&A*, **48**, 673
- Freedman W. L., Madore B. F., Scowcroft V., Burns C., Monson A., Persson S. E., Seibert M., Rigby J., 2012, *ApJ*, **758**, 24
- Friedman A. S., et al., 2015, *ApJS*, **220**, 9
- Gal-Yam A., Mazzali P. A., Manulis I., Bishop D., 2013, *PASP*, **125**, 749
- Ganeshalingam M., et al., 2010, *ApJS*, **190**, 418
- Guy J., Astier P., Nobili S., Regnault N., Pain R., 2005, *A&A*, **443**, 781
- Guy J., et al., 2007, *A&A*, **466**, 11
- Guy J., et al., 2010, *A&A*, **523**, A7+
- Hamuy M., et al., 1996, *AJ*, **112**, 2408
- Hicken M., Garnavich P. M., Prieto J. L., Blondin S., DePoy D. L., Kirshner R. P., Parrent J., 2007, *ApJ*, **669**, L17
- Hicken M., et al., 2009a, *ApJ*, **700**, 331
- Hicken M., Wood-Vasey W. M., Blondin S., Challis P., Jha S., Kelly P. L., Rest A., Kirshner R. P., 2009b, *ApJ*, **700**, 1097
- Hicken M., et al., 2012, *ApJS*, **200**, 12
- Hodapp K. W., et al., 2004, *Astronomische Nachrichten*, **325**, 636
- Holtzman J. A., et al., 2008, *AJ*, **136**, 2306
- Hounsell R., et al., 2017, preprint, ([arXiv:1702.01747](https://arxiv.org/abs/1702.01747))
- Howell D. A., et al., 2006, *Nature*, **443**, 308
- Hu W., 2005, in Wolf S. C., Lauer T. R., eds, *Astronomical Society of the Pacific Conference Series Vol. 339, Observing Dark Energy*. p. 215 ([arXiv:astro-ph/0407158](https://arxiv.org/abs/astro-ph/0407158))
- Huber M., et al., 2015, *The Astronomer’s Telegram*, **7153**, 1
- Jha S. W., 2017, preprint, ([arXiv:1707.01110](https://arxiv.org/abs/1707.01110))
- Jha S., et al., 2006, *AJ*, **131**, 527
- Jha S., Riess A. G., Kirshner R. P., 2007, *ApJ*, **659**, 122
- Jones D. O., et al., 2017, preprint, ([arXiv:1710.00846](https://arxiv.org/abs/1710.00846))
- Kaiser N., et al., 2010, in *Society of Photo-Optical Instrumentation Engineers (SPIE) Conference Series*, , [doi:10.1117/12.859188](https://doi.org/10.1117/12.859188)
- Kasen D., Woosley S. E., 2007, *ApJ*, **656**, 661
- Kelly P. L., Hicken M., Burke D. L., Mandel K. S., Kirshner R. P., 2010, *ApJ*, **715**, 743
- Kessler R., et al., 2009, *PASP*, **121**, 1028
- Khan R., Stanek K. Z., Stoll R., Prieto J. L., 2011, *ApJ*, **737**, L24
- Krisciunas K., Phillips M. M., Suntzeff N. B., 2004, *ApJ*, **602**, L81
- Lampeitl H., et al., 2010, *ApJ*, **722**, 566
- Leibundgut B., et al., 1993, *AJ*, **105**, 301
- Lewis A., Challinor A., Lasenby A., 2000, *ApJ*, **538**, 473
- Li W., et al., 2001, *PASP*, **113**, 1178
- Li W., et al., 2011, *MNRAS*, **412**, 1441
- Linder E. V., 2003, *Physical Review Letters*, **90**, 091301
- Lira P., 1996, Master’s thesis, MS thesis. Univ. Chile (1996)
- Magnier E., 2006, in *The Advanced Maui Optical and Space Surveillance Technologies Conference*.
- Magnier E. A., Liu M., Monet D. G., Chambers K. C., 2008, in Jin W. J., Platais I., Perryman M. A. C., eds, *IAU Symposium Vol. 248, IAU Symposium*. pp 553–559, [doi:10.1017/S1743921308020139](https://doi.org/10.1017/S1743921308020139)
- Magnier E. A., et al., 2013, *ApJS*, **205**, 20
- Magnier E. A., et al., 2016, preprint, ([arXiv:1612.05242](https://arxiv.org/abs/1612.05242))
- Mandel K. S., Wood-Vasey W. M., Friedman A. S., Kirshner R. P., 2009, *ApJ*, **704**, 629
- Mandel K. S., Narayan G., Kirshner R. P., 2011, *ApJ*, **731**, 120
- Mandel K. S., Foley R. J., Kirshner R. P., 2014, *ApJ*, **797**, 75
- Mandel K. S., Scolnic D., Shariff H., Foley R. J., Kirshner R. P., 2016, preprint, ([arXiv:1609.04470](https://arxiv.org/abs/1609.04470))
- Metcalf N., et al., 2013, *MNRAS*, **435**, 1825
- Miknaitis G., et al., 2007, *ApJ*, **666**, 674
- Morrell N., Shappee B., Drout M., Dong S., 2017, *The Astronomer’s Telegram*, **1024**
- Mosher J., et al., 2014, *ApJ*, **793**, 16
- Narayan G., et al., 2016a, *ApJS*, **224**, 3
- Narayan G., et al., 2016b, *ApJ*, **822**, 67
- Nicholl M., et al., 2016, *ApJ*, **826**, 39

- Onaka P., Tonry J. L., Isani S., Lee A., Uyeshiro R., Rae C., Robertson L., Ching G., 2008, in Society of Photo-Optical Instrumentation Engineers (SPIE) Conference Series, [doi:10.1117/12.788093](https://doi.org/10.1117/12.788093)
- Padmanabhan N., et al., 2008, *ApJ*, **674**, 1217
- Pan Y.-C., et al., 2014, *MNRAS*, **438**, 1391
- Pan Y.-C., et al., 2015a, The Astronomer's Telegram, 7375
- Pan Y.-C., et al., 2015b, The Astronomer's Telegram, 7519, 1
- Perlmutter S., et al., 1999, *ApJ*, **517**, 565
- Phillips M. M., 1993, *ApJ*, **413**, L105
- Piascik A. S., Steele I. A., 2016, The Astronomer's Telegram, 9023
- Planck Collaboration et al., 2014, *A&A*, **571**, A16
- Planck Collaboration et al., 2016, *A&A*, **594**, A13
- Polshaw J., et al., 2015, *A&A*, **580**, L15
- Rest A., et al., 2005, *ApJ*, **634**, 1103
- Rest A., et al., 2014, *ApJ*, **795**, 44
- Rheault J.-P., DePoy D. L., Behm T. W., Kylberg E. W., Cabral K., Allen R., Marshall J. L., 2010, in Society of Photo-Optical Instrumentation Engineers (SPIE) Conference Series. p. 64, [doi:10.1117/12.857411](https://doi.org/10.1117/12.857411)
- Riess A. G., Press W. H., Kirshner R. P., 1996, *ApJ*, **473**, 88
- Riess A. G., et al., 1998, *AJ*, **116**, 1009
- Riess A. G., et al., 1999, *AJ*, **117**, 707
- Riess A. G., et al., 2009, *ApJ*, **699**, 539
- Riess A. G., et al., 2011, *ApJ*, **730**, 119
- Riess A. G., et al., 2016, *ApJ*, **826**, 56
- Sako M., et al., 2014, preprint, ([arXiv:1401.3317](https://arxiv.org/abs/1401.3317))
- Scalzo R., et al., 2012, *ApJ*, **757**, 12
- Schechter P. L., Mateo M., Saha A., 1993, *PASP*, **105**, 1342
- Schlafly E. F., et al., 2012, *ApJ*, **756**, 158
- Scolnic D., Kessler R., 2016, *ApJ*, **822**, L35
- Scolnic D. M., Riess A. G., Foley R. J., Rest A., Rodney S. A., Brout D. J., Jones D. O., 2014a, *ApJ*, **780**, 37
- Scolnic D., et al., 2014b, *ApJ*, **795**, 45
- Scolnic D., et al., 2015, *ApJ*, **815**, 117
- Scolnic D. M., et al., 2017, preprint, ([arXiv:1710.00845](https://arxiv.org/abs/1710.00845))
- Silverman J. M., Ganeshalingam M., Li W., Filippenko A. V., Miller A. A., Poznanski D., 2011, *MNRAS*, **410**, 585
- Silverman J. M., Ganeshalingam M., Li W., Filippenko A. V., 2012, *MNRAS*, **425**, 1889
- Smartt S. J., et al., 2015, *A&A*, **579**, A40
- Smartt S. J., et al., 2016, *MNRAS*, **462**, 4094
- Spergel D., et al., 2015, preprint, ([arXiv:1503.03757](https://arxiv.org/abs/1503.03757))
- Stetson P. B., 1987, *PASP*, **99**, 191
- Stritzinger M. D., et al., 2011, *AJ*, **142**, 156
- Stubbs C. W., Tonry J. L., 2012, *ArXiv:1206.6695*,
- Stubbs C. W., et al., 2007, *PASP*, **119**, 1163
- Stubbs C. W., Doherty P., Cramer C., Narayan G., Brown Y. J., Lykke K. R., Woodward J. T., Tonry J. L., 2010, *ApJS*, **191**, 376
- Sullivan M., et al., 2010, *MNRAS*, **406**, 782
- Suzuki N., et al., 2012, *ApJ*, **746**, 85
- Taubenberger S., et al., 2011, *MNRAS*, **412**, 2735
- Tonry J., Onaka P., 2009, in Advanced Maui Optical and Space Surveillance Technologies Conference,.
- Tonry J. L., et al., 2012, *ApJ*, **750**, 99
- Tripp R., 1998, *A&A*, **331**, 815
- Wang Y., 2008, *Phys. Rev. D*, **77**, 123525
- Waters C. Z., et al., 2016, preprint, ([arXiv:1612.05245](https://arxiv.org/abs/1612.05245))
- Wood-Vasey W. M., et al., 2007, *ApJ*, **666**, 694
- Yamanaka M., et al., 2009, *ApJ*, **707**, L118
- Zhang J., et al., 2016, The Astronomer's Telegram, 9025

Table 1. Foundation Supernova Sample Data

IAU Name	Discovery Name	Alternative Names	Galaxy	Discovery Ref.	Classification Ref.	Type
2015I	PSN J07174570+2320406		NGC 2357	CBET 4106	ATEL 7476	
2015M	PSN J13003230+2758411	CSS150521:130032+275841 KISS15n PS15apc	COMAi J130032.301+275841.02	CBET 4123 ATEL 7532	ATEL 7528 ATEL 7529 ATEL 7532	06gz
2015ar	PSN J01072038+3223598	CSS151130:010720+322359	NGC 383	CBET 4193	ATEL 8291	
2015az	PSN J03094251+4058293	PS15dqn	IC 290	CBET 4208	ATEL 8348	
2016E	PS16n		2MASX J05034387+0324429	ATEL 8524	ATEL 8524	
2016F	ASASSN-16ad	CSS160204:013932+334936	KUG 0136+335	ATEL 8521	ATEL 8532	
2016H	PS16fa		CGCG 036-091	ATEL 8534	ATEL 8534	
2016J	PS15dpl ASASSN-16ah		Anonymous	GCN 18786 ATEL 8539	GCN 18811 ATEL 8539	
2016K	ASASSN-16aj	PS16rs	NGC 1562	ATEL 8542	ATEL 8550	
2016W	PSN J02303969+4214089		NGC 946	TNS	ATEL 8580	
2016ac	ASASSN-16av		NGC 3926 NED02	ATEL 8569	ATEL 8636	
2016ah	PS16el		2MASX J10511252+1921474	ATEL 8524	ATEL 8524	
2016ai	PS16ez		SDSS J092426.62+051018.1	ATEL 8524	ATEL 8524	91T
2016ys	ASASSN-16ay		UGC 3738	ATEL 8609	ATEL 8613	
2016zd	ASASSN-16bc	PS16aqd	2MASX J12052488-2123572	ATEL 8628	ATEL 8634	
2016acs	PS16aer		CGCG 95-67	ATEL 8663	ATEL 8663	
2016aew	ASASSN-16bq		IC 986	ATEL 8685	ATEL 8694	
2016aex	ASASSN-16br		2MASX J15453055-1309057	ATEL 8685	ATEL 8694	91T
2016afb	CSS160129:074030+105600	PS16acs	Anonymous	ATEL 8613	ATEL 8613	
2016afk	PS16agp		2MASXi J1022298+150547	ATEL 8702	ATEL 8702	
2016ajf			NGC 1278	TNS	ATEL 8713	91bg
2016ajl			2MASX J04422451-2143312	ATEL 8716	ATEL 8719	
2016alt	PS16amf		GALEXASC J063701.16+441611.9	TNS	TNS	06gz
2016aqa	LSQ16sf		LCRS B112120.0-051639	ATEL 8739	ATEL 8739	91T
2016aqb	LSQ16te		2MASXi J1121579-135849	ATEL 8739	ATEL 8739	91T
2016aqs	Gaia16agf	PS16aro	Anonymous	ATEL 8754	ATEL 8754	
2016aqt		CSS160307:134551+264747 PS16asv	SDSS J134550.90+264747.4	TNS	ATEL 8774	91T
2016aqz	ASASSN-16ch	PS16brh	CGCG 101-008	ATEL 8763	ATEL 8771	
2016arc	ASASSN-16ci		NGC 1272	ATEL 8765	ATEL 8765	91bg
2016asf	ASASSN-16cs	ATLAS16aep	KUG 0647+311	ATEL 8784	ATEL 8788	
2016aud	ASASSN-16ct		SDSS J151354.30+044525.7	ATEL 8796	ATEL 8798	91T
2016axb	PS16axi		2MASX J10480747+0010017	TNS	ATEL 8822	
2016axw	MASTER OT J142718.40-014031.0	PS16ayd	2MASX J14271887-0140428	ATEL 8791	ATEL 8823	
2016ayf	ASASSN-16cy		CGCG 295-010	ATEL 8801	ATEL 8830	91T
2016ayg	PTSS-16hs	Gaia16ahw	SDSS J073017.25+250153.5	TNS	ATEL 8824	
2016baq	SNhunt313	ASASSN-16db 2016bey	UGC 06198	TNS ATEL 8813	ATEL 8833	
2016bew	LSQ16acz	PS16bby	2MASX J14201699-2211186	TNS	ATEL 8829	

Table 1 (cont'd)

IAU Name	Discovery Name	Alternative Names	Galaxy	Discovery Ref.	Classification Ref.	Type
2016bey	ATLAS16ahj		2MASX J11374023+5704420	TNS	ATEL 8844	
2016bfc	ATLAS16agv		Anonymous	TNS	ATEL 8844	
2016bkw	Gaia16acv	PS16aqu	SDSS J115949.80+544807.1	TNS	ATEL 8683	
2016blc	ASASSN-16dn	CSS160404:104849-201550 PS16brg	GALEXASC J104848.62-201544.1	ATEL 8885	ATEL 8896	
2016blg	PTSS-16cfd	MASTER OT J132713.97-021611.8 MLS160401:132714-021613	SDSS J132713.81-021615.2	TNS	ATEL 8906	
2016blh	PTSS-16cfg	PS16boq	CGCG 018-062	TNS	ATEL 8899	
2016blj	ASASSN-16dw	PS16cce	2MASX J13300119-2758297	ATEL 8897	ATEL 8902	
2016blm	LSQ16ahs	PS16bom	Anonymous	TNS	ATEL 8902	
2016bln	iPTF16abc	MASTER OT J133445.47+135113.8 PS16brj CSS160417:133446+135114	NGC 5221	ATEL 8907	ATEL 8909	91T
2016bmc	ASASSN-16ej		UGC 11409	ATEL 8839	ATEL 8955	
2016bmh	ASASSN-16em		GALEXASC J133213.24+844042.7	ATEL 8953	ATEL 8953	
2016bpb	PS16bnz		UGC 05586 NED02	TNS	ATEL 8918	
2016cby	ASASSN-16et	iPTF16aiw	2MASX J10200192+5627397	ATEL 9005	ATEL 9026	
2016ccj	ASASSN-16ex	CSS160513:171024+262348	SDSS J171023.63+262350.3	ATEL 9020	ATEL 9023 ATEL 9024	06gz
2016cck	PTSS-16efw		2MASX J17353788+0848387	TNS	ATEL 9023 ATEL 9025	
2016ccz	iPTF16auf	PS16cpd Gaia16aqm	MRK 685	ATEL 9049	ATEL 9049	
2016cob	ASASSN-16fo		2MASX J13323577-0516218	ATEL 9081	ATEL 9099	91T
2016coj	KAIT-16X	AT2016cop	NGC 4125	ATEL 9095	ATEL 9095	
2016cor		PS16crs	SDSS J154431.47+161814.0	TNS	TNS	
2016cpy	ASASSN-16fs	SNhunt317	UGC 9523	ATEL 9114	ATEL 9129	
2016cuv			GALEXASC J161914.56+402512.5	TNS	TNS	
2016cvn	ATLAS16bdg		NGC 4708	ATEL 9151	ATEL 9165	
2016cvv	PTSS-16ijc	PS16cyd	CGCG 280-24	TNS	ATEL 9171	
2016cvw	PTSS-16ipw		MCG +2-58-8	TNS	ATEL 9173	
2016cxb	MASTER OT J211223.35+144645.1	PS16cvc	GALEXASC J211223.05+144644.9	ATEL 9174	ATEL 9182	
2016cyt		PS16dst	NGC 7033	TNS	ATEL 9210	
2016czc	ASASSN-16hc		2MASX J13590394+3308172	ATEL 9223	ATEL 9237	91T
2016dxe	Gaia16aki		SDSS J155910.36+143829.4	TNS	ATEL 8934	
2016dxv	Gaia16alq	PS16ccn	Anonymous	TNS	ATEL 8991	
2016eee	CSS160428:132307+523857	Gaia16ash	SDSS J132307.25+523858.1	TNS	ATEL 9019	
2016eja	ASASSN-16hr	Gaia16azu	2MASX J22253147+3859010	ATEL 9270	ATEL 9273	
2016eky	PS16dnp	CSS160904:225940+020859 MASTER OT J225939.54+020859.6	2MASX J22593744+0209095	TNS ATEL 9297	ATEL 9302	
2016enx	ATLAS16bwu		GALEXASC J011422.73-130915.9	TNS	ATEL 9377	91T
2016eoa		PS16env	NGC 83	TNS	ATEL 9335	

Table 1 (cont'd)

IAU Name	Discovery Name	Alternative Names	Galaxy	Discovery Ref.	Classification Ref.	Type
Gaia16bay						
2016eqb	ASASSN-16hz		2MASX J23154564-0120135	ATEL 9332	ATEL 9333	
2016esh	ASASSN-16ie		2MASXi J1604144+164124	ATEL 9341	ATEL 9345	
2016euj	ASASSN-16ip		ESO 479-G7	ATEL 9353	ATEL 9368 ATEL 9372	
2016ews	Gaia16bby		IC 4526	TNS	ATEL 9381	91T?
2016fbk			UGC 1212	TNS	ATEL 9384	
2016fbo	Gaia16bba	CSS160829:010136+170605 MLS160905:010136+170605	GALEXASC J010135.75+170604.9	TNS	ATEL 9421	
2016fff	ASASSN-16jf	PS16eqt	UGCA 430	ATEL 9398	ATEL 9406	
2016ffh	ATLAS16cpu	Gaia16bcm	CGCG 249-11	ATEL 9400	ATEL 9403	
2016gfr			2MASX J18193566+2347137	TNS	TNS	
2016ghq			UGC 11199	TNS	ATEL 9532	
2016gkt	PS16ejh		ESO 472- G 013	ATEL 9531	ATEL 9549	
2016glp	PS16ejp		GALEXASC J233613.95+234146.7	TNS	ATEL 9542	
2016glz	CSS160922:000554+082548	PS16eoc iPTF16glz	GALEXASC J000556.57+082613.6	TNS	TNS	
2016gmb	PTSS-16oqc		GALEXASC J003445.02-060936.8	TNS	ATEL 9542	
2016gmg	PTSS-16opy	Gaia16bky	2MASX J21234100+3307075	TNS	ATEL 9569	
2016gou	ATLAS16cxr		Anonymous	TNS	ATEL 9549	
2016grz			SDSS J015533.01+334921.3	TNS	ATEL 9583	
2016gsn	ASASSN-16la	PS16esq	2MASXi J0229172+180515	ATEL 9571	ATEL 9581	
2016gsu	PTSS-16pur		SDSS J010824.54+210906.3	TNS	ATEL 9607	
2016gye	ASASSN-16lg		ARK 530	ATEL 9601	ATEL 9610	
2016hgw	ATLAS16dpb	iPTF16hgw	CGCG 415-40	ATEL 9685	ATEL 9696	
2016hhv	ATLAS16drn		2MASX J23354784+2042265	TNS	ATEL 9706	
2016hjk	PS16eqv		2MASX J02314347-2500088	TNS	ATEL 9682	91T
2016hli	ATLAS16dod		MCG +08-07-008	ATEL 9685	ATEL 9695	
2016hns	ATLAS16dpv		KUG 2137+241	ATEL 9685	ATEL 9696	
2016hot	CSS161013:015319+171853	PS16etp ATLAS16dna	Anonymous	TNS	ATEL 9695	91T
2016hpx	Gaia16bwt	ATLAS16dqh PS17aji	2MASXi J0603164-265353	TNS	ATEL 9704	
2016hqf	PS16evk		2MASX J22332338-0121266	TNS	ATEL 9711	91T
2016htm	ATLAS16dsh	Gaia16bvq PS16fci	2MASX J02320134-2639576	TNS	ATEL 9711	
2016htn	ATLAS16dsj	PS16fch Gaia16bxx	2MASX J02112819-1630409	TNS	ATEL 9711	
2016ick	PS16fbb	Gaia16bvg	GALEXASC J000703.01-204149.5	TNS	ATEL 9793	
2016idy	MASTER OT J013415.01-174843.9	PS16fbm	GALEXASC J013415.00-174836.1	ATEL 9540	ATEL 9597	
2016ixf	Gaia16cdf	PS17bll	SDSS J103944.53+150204.7	TNS	ATEL 9889	
2016iyv	ASASSN-16oz	Gaia16cgf PS17bqr	GALEXASC J090013.19-133803.5	ATEL 9887	ATEL 9889	91T

Table 1 (cont'd)

IAU Name	Discovery Name	Alternative Names	Galaxy	Discovery Ref.	Classification Ref.	Type
2016jem	ATLAS16eej		GALEXASC J235216.94-224520.3	TNS	ATEL 9930	
2017dz	iPTF17dz	PS17amw	SDSS J082425.68+245951.5	GCN 20398	GCN 20408	
2017hm	ASASSN-17aj	PS17bhh	MCG -02-30-003	ATEL 9952	ATEL 9968	
2017hn		PS17bpa	UGC 8204	TNS	ATEL 9959	
2017jl	ATLAS17air		2MASX J00573150+3011098	TNS	ATEL 9990	91T?
2017lc	Gaia17aea		Anonymous	TNS	ATEL 9990	00cx?; 91bg?
2017lm	ATLAS17aix	Gaia17akm	2MASX J03013238-1501028	TNS	ATEL 9981	
2017ln	ASASSN-17at	PS17bhi	2MASX J11383367+2523532	ATEL 9989	ATEL 9980	
2017lv	ATLAS17ajn		ESO 440-G1	TNS	ATEL 10012	
2017me	ATLAS17ajs	PS17bhg	KUG 1125+276	TNS	ATEL 10012	
2017mf		Gaia17ano	NGC 5541	TNS	ATEL 9986	
2017ms	PTSS-17dfc	PS17cfh Gaia17axi	SDSS J102641.99+364053.2	TNS	ATEL 9991 ATEL 9992	
2017mu	PTSS-17dgm	PS17qr	GALEXASC J093036.72+212437.4	TNS	ATEL 10018	06gz
2017nk	ASASSN-17bd		2MASX J15591858+1336487	ATEL 10000	ATEL 10014	91T
2017ns	ATLAS17alb	PS17agl Gaia17akz	2MASX J02491020+1436036	TNS	ATEL 9996	
2017nw	ATLAS17ali	PS17atr	SDSS J111612.52+024828.9	TNS	ATEL 10010	
2017oz	ATLAS17amc		SDSS J140641.53+301906.5	TNS	ATEL 10032	
2017po	ASASSN-17bh	Gaia17ait CSS170130:160352+395924	UGC 10166 <sup>a</sup>	ATEL 10013	ATEL 10032	
2017wb	ASASSN-17bo	PS17awj Gaia17air	2MASX J11011991+7039548	ATEL 10022	ATEL 10026	
2017ya	ATLAS17arb		SDSS J001644.50+152030.6	TNS	ATEL 10032	
2017yh	ASASSN-17bs	Gaia17ahm	IC 1269	ATEL 10031	ATEL 10041	
2017yk	ATLAS17asj	PS17bqx	2MASX J09443215-1218233	TNS	ATEL 10032	
2017zd	ATLAS17auc		2MASX J13324217-2148034	TNS	ATEL 10053	
2017aaa	PS17akj	Gaia17alw	LCRS B134713.8-024957	TNS	ATEL 10056	
2017adj	ATLAS17axb	Gaia17amq PS17bws	GALEXASC J134322.97-195637.5	TNS	ATEL 10056	
2017awz	ATLAS17bas		SDSS J110735.45+225104.1	TNS	ATEL 10094	91T
2017azk	PS17bii		2MASX J11253836+0720042	TNS	ATEL 10124	
2017cfb	ATLAS17cof	PS17bwt CSS170417:135407+092446 Gaia17blj	CGCG 073-094	TNS	ATEL 10178	
2017cfc	ATLAS17cog	PS17cfr	UGC 8783	TNS	ATEL 10212	
2017cfd	kait-17I	Gaia17avm PS17ceu	IC 511	TNS	ATEL 10182	
2017cgr	MASTER OT J083256.92-035128.1	PS17bup Gaia17atq	2MASX J08325728-0351295	ATEL 10074	ATEL 10093	
2017cii	ASASSN-17du	Gaia17baa PS17dbv	SDSS J163319.94+234356.4	ATEL 10200	ATEL 10212	

Table 1 (cont'd)

IAU Name	Discovery Name	Alternative Names	Galaxy	Discovery Ref.	Classification Ref.	Type
		ATLAS17byo				
2017ciy	ATLAS17daf	MLS170408:170407+250310 Gaia17azx PS17cyr	2MASX J17040672+2503184	TNS	ATEL 10212	
2017cju	ASASSN-17eb	PS17dbp	2MASX J15383353+1320423	ATEL 10206	ATEL 10207	
2017cju	ATLAS17dda	PS17cci	LCRS B100813.8-033156	TNS	ATEL 10212	
2017ckd	PTSS-17niq	PS17bww	2MASX J14201616+1520386	TNS	ATEL 10225	
2017ckx	ASASSN-17ee		UGC 4030 NED01	ATEL 10232	ATEL 10232	
2017coa			SDSS J084955.19+560554.6	TNS	ATEL 10235	
2017cpu	ASASSN-17ej	PS17ckr	2MASX J14075270+0938281	ATEL 10241	TNS	
	ASASSN-15bc		LEDA 170061	ATEL 6943	ATEL 6949 ATEL 6956	91T
	ASASSN-15bm		GALEXASC J150551.56-053737.2	ATEL 6983	ATEL 6988	
	ASASSN-15fa	Gaia15adb	NGC 6319	ATEL 7245	ATEL 7253	91T
	ASASSN-15fs	Gaia15afh PS15aij	CGCG 229-10	ATEL 7296	ATEL 7306	
	ASASSN-15ga		NGC 4866	ATEL 7317	ATEL 7333	91bg
	ASASSN-15go		2MASX J06113048-1629085	ATEL 7349	ATEL 7368 ATEL 7375	
	ASASSN-15hg		CGCG 63-98	ATEL 7413	ATEL 7420 ATEL 7421	
	ASASSN-15hy	PS15aou	Anonymous	ATEL 7450	ATEL 7452	06gz
	ASASSN-15il		2MASX J15570808-1240252	ATEL 7491	ATEL 7497	
	ASASSN-15jl	PS15aol	SDSS J152241.16+505836.0	ATEL 7527	ATEL 7535	
	ASASSN-15jt		2MASX J13080914+2749354	ATEL 7551	ATEL 7558	
	ASASSN-15kx		MCG +6-49-1	ATEL 7621	ATEL 7623	
	ASASSN-15la	PS15bdj	NGC 5517	ATEL 7626	ATEL 7627	
	ASASSN-15lg		CGCG 44-42	ATEL 7635	ATEL 7640 ATEL 7644	
	ASASSN-15lu		SDSS J132112.88+401556.7	ATEL 7698	ATEL 7707	91T
	ASASSN-15mf		UGC 9108 NED02	ATEL 7775	ATEL 7781	
	ASASSN-15mg		2MASX J15322270+4150586	ATEL 7780	ATEL 7787	
	ASASSN-15mi		MRK 283a	ATEL 7790	ATEL 7796	91T
	ASASSN-15np		2MASX J15060265+0733415	ATEL 7878	ATEL 7888	
	ASASSN-15nq		2MFGC 13779	ATEL 7880	ATEL 7885 ATEL 7888	
	ASASSN-15nr		CGCG 82-31	ATEL 7881	ATEL 7882	91T
	ASASSN-15od	DES15X3iv	MCG -1-7-4	ATEL 7907	ATEL 7913 ATEL 8167	
	ASASSN-15oh		MCG +6-49-27	ATEL 7911	ATEL 7924	
	ASASSN-15pm	CSS150913:013836-044047	2MASX J01383676-0440581	ATEL 8041	ATEL 8072	
	ASASSN-15pn		SDSS J040326.23-052930.6	ATEL 8041	ATEL 8072	

Table 1 (cont'd)

IAU Name	Discovery Name	Alternative Names	Galaxy	Discovery Ref.	Classification Ref.	Type
					ATEL 8073	
ASASSN-15pr			2MASX J23063962-1234238	ATEL 8051	ATEL 8072	
ASASSN-15py			SDSS J080519.59+225751.1	ATEL 8098	ATEL 8073	
ASASSN-15rw		CSS151031:021558+121414 MLS151211:021558+121414 PS15coh	GALEXASC J021558.44+121415.2	ATEL 8212	ATEL 8105	
ASASSN-15sb			2MFGC 04848	ATEL 8217	ATEL 8239	
ASASSN-15sf		LSQ15bjb PS15cog	GALEXASC J001127.51-062549.8	ATEL 8226	ATEL 8249	
ASASSN-15so			NGC 3583	ATEL 8256	ATEL 8259	
ASASSN-15ss			MCG -2-16-4	ATEL 8273	ATEL 8261	
ASASSN-15tg		Gaia16afu	GALEXASC J002041.66+251341.1	ATEL 8347	ATEL 8279	91T
ASASSN-15ti			2MASX J03051061+3754003	ATEL 8351	ATEL 8350	
ASASSN-15tz			UGC 2164	ATEL 8404	ATEL 8356	
ASASSN-15uu			MCG +3-5-13	ATEL 8480	ATEL 8410	
ASASSN-15uv		PS15dqu	2MASX J08270817+2748382	ATEL 8488	ATEL 8495	
ASASSN-15uw			2MASX J02353437-0603496	ATEL 8490	ATEL 8493	
CSS151120:044526-190158			Anonymous	ATEL 8320	ATEL 8506	
iPTF17fs			Anonymous	GCN 20401	ATEL 8320	91T
MASTER OT J151647.17+283742.8		CSS160712:151647+283743	2MASX J15164763+2837061	ATEL 9204	GCN 20409	
MASTER OT J222232.87-185224.3		PSN J22223287-1852243	IC 5210	ATEL 7632	ATEL 9243	
PS15mt			SDSS J095444.27+231151.6	ATEL 7250	ATEL 7640	91bg
PS15zn			2MASX J10495032+1752553	ATEL 7375	ATEL 7250	
PS15adh			2MASX J13303174-0044033	ATEL 7431	ATEL 7375	Ic
PS15ahs		Gaia15afd	MCG +7-37-11	ATEL 7471	ATEL 7431	
PS15aai		Gaia15afk	CGCG 71-25	ATEL 7484	ATEL 7477	
PS15akf		CSS150519:141711+072139	2MASX J14171303+0721454	ATEL 7519	ATEL 7611	
PS15asb		CSS150619:142020-091803	Anonymous	ATEL 7683	ATEL 7486	
PS15atx			2MASX J13031865-2303572	ATEL 7679	ATEL 7519	
PS15bbn			Anonymous	ATEL 7753	ATEL 7683	
PS15bdr			2MASX J16544931+3643391	ATEL 7785	ATEL 7777	
PS15bif			Anonymous	ATEL 7832	ATEL 7832	
PS15bjg			2MASX J22551005-0024333	ATEL 7846	ATEL 7832	91T
PS15brr		MASTER OT J235325.61-153917.6 PSN J23532561-1539176	GALEXASC J235326.18-153921.5	ATEL 7905	ATEL 7846	
PS15bsq		CSS150918:234152-083816	MCG -02-60-012	ATEL 7937	ATEL 7934	91T
PS15bst			GALEXASC J233401.02-131743.5	ATEL 7937	ATEL 7937	
PS15bwh			Anonymous	ATEL 8037	ATEL 7937	91T



Table 1 (cont'd)

IAU Name	Discovery Name	Alternative Names	Galaxy	Discovery Ref.	Classification Ref.	Type
	PS15bzz	CSS150918:003742+014547 iPTF15cpg	2MASX J00374156+0146014	ATEL 8069	ATEL 8069	
	PS15cfn		GALEXASC J215922.04-210713.3	ATEL 8151	ATEL 8151	91T
	PS15cge		2MASX J23352102+0110271	ATEL 8151	ATEL 8151	
	PS15cku		2MASX J01242239+0335168	ATEL 8200	ATEL 8200	
	PS15cms		2MASX J09583540+0044336	S16	S16	
	PS15cwx		2MFGC 04279	ATEL 8299	ATEL 8300 ATEL 8301	91T
	PS15cze		2MASX J03472342+0052316	ATEL 8363	ATEL 8363	
	PSN J01534240+2956107		UGC 1359	TOCP	ATEL 8506	
	PSN J02524671+4656470		UGC 2351	TOCP	ATEL 8081	
	PSN J08593491+4555343	Gaia15acx PS15tb	UGC 4709	TOCP	ATEL 7222 ATEL 7234	
	PSN J12040516+1404059	Gaia15agh	CGCG 69-37	TOCP	ATEL 7641 ATEL 7556	
	PSN J16025128+4713292	PS15aoq	UGC 10156	TOCP	ATEL 7544 ATEL 7611	
	PSN J16283836+3932552	PS15aot	NGC 6166	TOCP	ATEL 7528 ATEL 7533	91bg
	PSN J20435314+1230304		NGC 6956	TOCP	ATEL 7796	
	PSN J23102264+0735202	PSN J23101633+0732493	NGC 7499	TOCP	ATEL 8016	06gz
	PSN J23523718+1433092	PS15cut	UGC 12822	TOCP	ATEL 8081	

Note. — S16 = [Smartt et al. \(2016\)](#)

<sup>a</sup>SN 2017po is hosted by a galaxy pair. It is physically closer to the smaller galaxy, CGCG 223-033 NED01, but we consider it to be more likely to be hosted by the larger galaxy, UGC 10166.

Table 2. PS1 Photometry

MJD	Filter	Magnitude <sup>1</sup>	Uncertainty	Flux <sup>2</sup>	Uncertainty
2015I					
57147.250	<i>g</i> <sub>P1</sub>	14.999	0.004	100070.0	398.2
57153.254	<i>g</i> <sub>P1</sub>	14.180	0.004	212910.0	713.3
57160.258	<i>g</i> <sub>P1</sub>	14.126	0.004	223670.0	751.7
57167.258	<i>g</i> <sub>P1</sub>	14.502	0.005	158270.0	700.7
57147.250	<i>r</i> <sub>P1</sub>	14.953	0.004	104410.0	351.0
57153.254	<i>r</i> <sub>P1</sub>	14.190	0.003	210800.0	624.9
57160.258	<i>r</i> <sub>P1</sub>	14.056	0.003	238630.0	642.7
57167.258	<i>r</i> <sub>P1</sub>	14.467	0.004	163440.0	586.7
57147.250	<i>i</i> <sub>P1</sub>	15.241	0.004	80076.0	322.1
57153.254	<i>i</i> <sub>P1</sub>	14.551	0.004	151160.0	554.4
57160.258	<i>i</i> <sub>P1</sub>	14.687	0.004	133450.0	529.2
57167.258	<i>i</i> <sub>P1</sub>	15.158	0.006	86483.0	467.9
57153.254	<i>z</i> <sub>P1</sub>	14.563	0.005	149570.0	692.0
57160.258	<i>z</i> <sub>P1</sub>	14.626	0.005	141170.0	688.0
57167.258	<i>z</i> <sub>P1</sub>	14.955	0.007	104250.0	656.4
2015M					
57163.258	<i>g</i> <sub>P1</sub>	15.607	0.006	57193.0	292.8
57167.266	<i>g</i> <sub>P1</sub>	15.418	0.005	68018.0	304.3
57176.383	<i>g</i> <sub>P1</sub>	15.746	0.007	50301.0	318.6
57180.324	<i>g</i> <sub>P1</sub>	15.839	0.006	46187.0	258.6
57189.289	<i>g</i> <sub>P1</sub>	16.790	0.011	19225.0	189.1
57189.293	<i>g</i> <sub>P1</sub>	16.746	0.010	20022.0	185.8
57195.270	<i>g</i> <sub>P1</sub>	17.186	0.012	13354.0	153.1
57200.270	<i>g</i> <sub>P1</sub>	17.578	0.019	9305.5	161.6
57427.629	<i>g</i> <sub>P1</sub>	20.695	0.223	527.0	108.4
57568.273	<i>g</i> <sub>P1</sub>	>21.7		115.5	69.8
57578.270	<i>g</i> <sub>P1</sub>	>21.4		37.8	93.5
57163.258	<i>r</i> <sub>P1</sub>	15.778	0.005	48847.0	237.1
57167.266	<i>r</i> <sub>P1</sub>	15.581	0.005	58585.0	244.1
57176.383	<i>r</i> <sub>P1</sub>	15.712	0.006	51922.0	269.0
57189.289	<i>r</i> <sub>P1</sub>	16.203	0.006	33008.0	194.1
57189.293	<i>r</i> <sub>P1</sub>	16.258	0.007	31381.0	195.6
57195.270	<i>r</i> <sub>P1</sub>	16.364	0.007	28479.0	180.4
57200.273	<i>r</i> <sub>P1</sub>	16.574	0.008	23465.0	177.8
57427.629	<i>r</i> <sub>P1</sub>	>21.7		78.1	72.7
57568.277	<i>r</i> <sub>P1</sub>	>21.9		−97.0	57.1
57578.270	<i>r</i> <sub>P1</sub>	>21.2		118.7	105.9
57163.258	<i>i</i> <sub>P1</sub>	16.203	0.007	33016.0	218.3
57167.266	<i>i</i> <sub>P1</sub>	16.051	0.007	37992.0	243.7
57172.332	<i>i</i> <sub>P1</sub>	16.183	0.004	33627.0	123.0
57172.344	<i>i</i> <sub>P1</sub>	16.169	0.004	34061.0	123.1
57172.355	<i>i</i> <sub>P1</sub>	16.159	0.004	34398.0	125.0
57172.367	<i>i</i> <sub>P1</sub>	16.183	0.004	33625.0	125.1
57176.383	<i>i</i> <sub>P1</sub>	16.250	0.008	31631.0	221.8
57180.324	<i>i</i> <sub>P1</sub>	16.393	0.007	27731.0	189.6
57189.289	<i>i</i> <sub>P1</sub>	16.536	0.008	24289.0	178.5
57189.293	<i>i</i> <sub>P1</sub>	16.589	0.008	23133.0	180.7
57195.270	<i>i</i> <sub>P1</sub>	16.596	0.008	22993.0	170.6
57200.273	<i>i</i> <sub>P1</sub>	16.721	0.009	20492.0	166.2
57427.629	<i>i</i> <sub>P1</sub>	>21.6		87.3	75.7
57568.277	<i>i</i> <sub>P1</sub>	>21.7		−40.9	69.1
57578.273	<i>i</i> <sub>P1</sub>	>21.2		−123.4	115.0
57163.262	<i>z</i> <sub>P1</sub>	16.351	0.010	28806.0	268.3
57167.266	<i>z</i> <sub>P1</sub>	16.117	0.008	35760.0	276.7
57176.383	<i>z</i> <sub>P1</sub>	16.273	0.010	30961.0	274.9
57180.324	<i>z</i> <sub>P1</sub>	16.375	0.009	28173.0	244.8
57189.289	<i>z</i> <sub>P1</sub>	16.520	0.010	24664.0	234.8

Table 2 (cont'd)

MJD	Filter	Magnitude <sup>1</sup>	Uncertainty	Flux <sup>2</sup>	Uncertainty
57189.293	$z_{P1}$	16.556	0.011	23858.0	240.1
57195.270	$z_{P1}$	16.608	0.010	22731.0	216.7
57200.273	$z_{P1}$	16.824	0.012	18646.0	205.8
57578.273	$z_{P1}$	>20.8		-149.3	157.6
2015ar					
57344.289	$g_{P1}$	15.974	0.007	40783.0	261.7
57353.355	$g_{P1}$	15.233	0.007	80676.0	515.1
57358.207	$g_{P1}$	15.450	0.005	66088.0	333.0
57363.250	$g_{P1}$	15.873	0.006	44760.0	264.9
57369.207	$g_{P1}$	16.613	0.011	22636.0	235.7
57380.211	$g_{P1}$	17.616	0.025	8988.1	207.2
57329.469	$r_{P1}$	>22.2		-24.6	45.0
57329.492	$r_{P1}$	>22.0		-61.1	53.8
57329.500	$r_{P1}$	>21.9		-65.7	59.7
57344.289	$r_{P1}$	16.063	0.006	37565.0	219.3
57353.355	$r_{P1}$	15.242	0.006	80019.0	418.0
57358.207	$r_{P1}$	15.478	0.005	64368.0	276.2
57363.254	$r_{P1}$	15.874	0.008	44701.0	326.9
57369.211	$r_{P1}$	15.956	0.006	41467.0	244.7
57380.211	$r_{P1}$	16.750	0.011	19956.0	193.3
57344.293	$i_{P1}$	16.223	0.007	32426.0	202.0
57353.359	$i_{P1}$	15.763	0.007	49526.0	336.4
57358.207	$i_{P1}$	16.094	0.007	36494.0	223.0
57363.254	$i_{P1}$	16.465	0.009	25947.0	217.5
57369.211	$i_{P1}$	16.261	0.008	31293.0	230.4
57380.211	$i_{P1}$	16.802	0.010	19022.0	179.2
57410.238	$i_{P1}$	18.246	0.018	5029.7	82.1
57344.293	$z_{P1}$	16.327	0.009	29448.0	253.2
57353.359	$z_{P1}$	15.835	0.010	46353.0	407.6
57358.207	$z_{P1}$	16.075	0.010	37138.0	330.4
57363.254	$z_{P1}$	16.136	0.008	35139.0	264.6
57369.211	$z_{P1}$	16.130	0.009	35324.0	302.2
57374.203	$z_{P1}$	16.235	0.010	32067.0	297.8
57380.215	$z_{P1}$	16.721	0.013	20499.0	236.4
2015az					
57357.344	$g_{P1}$	15.768	0.007	49312.0	320.9
57361.398	$g_{P1}$	15.585	0.006	58320.0	326.5
57368.496	$g_{P1}$	15.800	0.008	47884.0	357.5
57380.219	$g_{P1}$	16.685	0.016	21182.0	319.0
57386.289	$g_{P1}$	17.208	0.019	13088.0	223.9
57396.266	$g_{P1}$	17.938	0.028	6677.9	173.7
57443.234	$g_{P1}$	18.748	0.045	3168.5	132.7
57464.242	$g_{P1}$	18.968	0.116	2587.1	276.6
57481.242	$g_{P1}$	19.265	0.117	1967.4	212.2
57357.344	$r_{P1}$	15.689	0.006	53008.0	301.4
57361.402	$r_{P1}$	15.485	0.005	63951.0	306.5
57366.258	$r_{P1}$	15.548	0.007	60394.0	396.7
57368.496	$r_{P1}$	15.639	0.007	55537.0	352.4
57374.312	$r_{P1}$	16.008	0.009	39509.0	316.1
57374.340	$r_{P1}$	15.985	0.008	40352.0	295.2
57380.219	$r_{P1}$	16.219	0.009	32525.0	264.1
57386.293	$r_{P1}$	16.266	0.009	31161.0	259.9
57396.266	$r_{P1}$	16.849	0.012	18213.0	202.3
57464.242	$r_{P1}$	18.992	0.088	2529.3	206.0
57481.242	$r_{P1}$	19.503	0.116	1580.9	168.2
57357.344	$i_{P1}$	16.116	0.008	35787.0	276.1
57361.402	$i_{P1}$	16.069	0.008	37362.0	288.6
57366.258	$i_{P1}$	16.173	0.015	33952.0	463.8

Table 2 (cont'd)

MJD	Filter	Magnitude <sup>1</sup>	Uncertainty	Flux <sup>2</sup>	Uncertainty
57368.496	<i>i</i> <sub>P1</sub>	16.278	0.011	30820.0	314.0
57380.219	<i>i</i> <sub>P1</sub>	16.710	0.014	20703.0	259.5
57386.293	<i>i</i> <sub>P1</sub>	16.546	0.012	24076.0	263.6
57396.266	<i>i</i> <sub>P1</sub>	16.841	0.013	18352.0	219.9
57443.234	<i>i</i> <sub>P1</sub>	18.751	0.056	3158.6	164.0
57464.242	<i>i</i> <sub>P1</sub>	19.230	0.115	2032.2	214.9
57481.242	<i>i</i> <sub>P1</sub>	19.973	0.192	1024.8	181.3
57357.344	<i>z</i> <sub>P1</sub>	16.140	0.009	35005.0	304.9
57361.402	<i>z</i> <sub>P1</sub>	16.065	0.009	37506.0	314.5
57366.258	<i>z</i> <sub>P1</sub>	16.183	0.015	33642.0	452.8
57368.496	<i>z</i> <sub>P1</sub>	16.261	0.012	31299.0	342.2
57380.219	<i>z</i> <sub>P1</sub>	16.417	0.012	27116.0	291.5
57386.293	<i>z</i> <sub>P1</sub>	16.403	0.011	27469.0	282.3
57396.266	<i>z</i> <sub>P1</sub>	16.763	0.016	19714.0	284.6
57417.219	<i>z</i> <sub>P1</sub>	17.963	0.030	6527.5	182.3
57443.234	<i>z</i> <sub>P1</sub>	19.309	0.094	1889.7	163.0
57464.242	<i>z</i> <sub>P1</sub>	>20.4		571.7	239.1
57481.242	<i>z</i> <sub>P1</sub>	>20.6		421.3	190.7
2016E					
57399.328	<i>g</i> <sub>P1</sub>	18.047	0.022	6045.0	124.8
57403.316	<i>g</i> <sub>P1</sub>	18.315	0.026	4722.0	113.9
57410.223	<i>g</i> <sub>P1</sub>	18.894	0.099	2768.7	252.2
57415.316	<i>g</i> <sub>P1</sub>	19.594	0.076	1452.8	101.6
57422.355	<i>g</i> <sub>P1</sub>	19.932	0.100	1064.5	98.5
57429.262	<i>g</i> <sub>P1</sub>	20.619	0.131	565.3	68.5
57439.238	<i>g</i> <sub>P1</sub>	20.078	0.195	930.9	167.3
57388.395	<i>r</i> <sub>P1</sub>	18.004	0.010	6288.2	59.9
57388.402	<i>r</i> <sub>P1</sub>	18.017	0.010	6214.3	58.8
57388.414	<i>r</i> <sub>P1</sub>	17.989	0.011	6372.6	62.2
57388.426	<i>r</i> <sub>P1</sub>	17.990	0.011	6365.2	64.6
57399.328	<i>r</i> <sub>P1</sub>	17.985	0.019	6400.2	112.6
57403.316	<i>r</i> <sub>P1</sub>	18.171	0.021	5391.9	104.5
57410.223	<i>r</i> <sub>P1</sub>	18.542	0.050	3830.5	177.1
57415.316	<i>r</i> <sub>P1</sub>	18.674	0.029	3392.2	91.4
57422.359	<i>r</i> <sub>P1</sub>	18.993	0.044	2528.9	101.6
57429.262	<i>r</i> <sub>P1</sub>	19.475	0.051	1622.4	76.4
57439.238	<i>r</i> <sub>P1</sub>	19.566	0.085	1490.9	117.0
57399.328	<i>i</i> <sub>P1</sub>	18.573	0.032	3723.3	108.3
57403.316	<i>i</i> <sub>P1</sub>	19.027	0.043	2449.1	96.0
57410.223	<i>i</i> <sub>P1</sub>	19.069	0.071	2357.4	154.3
57412.348	<i>i</i> <sub>P1</sub>	19.005	0.041	2500.9	94.5
57412.355	<i>i</i> <sub>P1</sub>	18.994	0.038	2526.1	87.7
57412.367	<i>i</i> <sub>P1</sub>	19.114	0.037	2260.7	77.8
57412.379	<i>i</i> <sub>P1</sub>	19.029	0.039	2444.8	86.7
57415.316	<i>i</i> <sub>P1</sub>	18.957	0.043	2613.4	102.8
57422.359	<i>i</i> <sub>P1</sub>	18.826	0.042	2947.4	112.8
57429.262	<i>i</i> <sub>P1</sub>	19.382	0.053	1766.9	86.9
57439.238	<i>i</i> <sub>P1</sub>	19.920	0.118	1076.5	117.1
57399.328	<i>z</i> <sub>P1</sub>	18.907	0.061	2736.8	154.9
57403.316	<i>z</i> <sub>P1</sub>	19.041	0.056	2419.0	125.2
57410.223	<i>z</i> <sub>P1</sub>	19.113	0.089	2264.3	185.6
57415.316	<i>z</i> <sub>P1</sub>	19.087	0.081	2318.4	173.9
57422.359	<i>z</i> <sub>P1</sub>	18.958	0.066	2611.6	158.5
57429.262	<i>z</i> <sub>P1</sub>	19.638	0.101	1396.3	130.1
57439.238	<i>z</i> <sub>P1</sub>	19.962	0.180	1035.7	171.2
2016F					
57397.223	<i>g</i> <sub>P1</sub>	15.934	0.007	42320.0	266.3
57406.215	<i>g</i> <sub>P1</sub>	15.251	0.005	79362.0	348.6

Table 2 (cont'd)

MJD	Filter	Magnitude <sup>1</sup>	Uncertainty	Flux <sup>2</sup>	Uncertainty
57411.273	<i>g</i> <sub>P1</sub>	15.323	0.006	74273.0	407.0
57416.250	<i>g</i> <sub>P1</sub>	15.587	0.005	58219.0	288.8
57423.242	<i>g</i> <sub>P1</sub>	16.101	0.008	36283.0	252.2
57429.227	<i>g</i> <sub>P1</sub>	16.671	0.010	21451.0	198.8
57439.230	<i>g</i> <sub>P1</sub>	17.520	0.029	9813.7	266.1
57617.523	<i>g</i> <sub>P1</sub>	>20.6		544.2	183.3
57397.223	<i>r</i> <sub>P1</sub>	15.912	0.006	43185.0	240.0
57406.215	<i>r</i> <sub>P1</sub>	15.270	0.004	77982.0	293.0
57411.273	<i>r</i> <sub>P1</sub>	15.289	0.005	76607.0	339.6
57416.250	<i>r</i> <sub>P1</sub>	15.605	0.005	57284.0	253.3
57423.242	<i>r</i> <sub>P1</sub>	15.912	0.006	43189.0	234.5
57429.227	<i>r</i> <sub>P1</sub>	16.002	0.006	39745.0	220.3
57439.230	<i>r</i> <sub>P1</sub>	16.464	0.009	25977.0	227.2
57617.523	<i>r</i> <sub>P1</sub>	>21.2		256.2	105.5
57627.551	<i>r</i> <sub>P1</sub>	21.634	0.301	222.0	61.6
57668.438	<i>r</i> <sub>P1</sub>	>22.0		108.1	52.4
57397.223	<i>i</i> <sub>P1</sub>	16.184	0.007	33596.0	214.9
57406.219	<i>i</i> <sub>P1</sub>	15.921	0.006	42821.0	233.8
57411.273	<i>i</i> <sub>P1</sub>	15.968	0.007	40991.0	257.9
57416.254	<i>i</i> <sub>P1</sub>	16.367	0.007	28396.0	191.9
57423.242	<i>i</i> <sub>P1</sub>	16.552	0.009	23941.0	200.5
57429.230	<i>i</i> <sub>P1</sub>	16.372	0.008	28266.0	196.8
57439.234	<i>i</i> <sub>P1</sub>	16.539	0.010	24222.0	227.1
57617.523	<i>i</i> <sub>P1</sub>	>21.3		214.0	100.5
57627.551	<i>i</i> <sub>P1</sub>	>21.7		202.0	71.2
57668.438	<i>i</i> <sub>P1</sub>	>21.8		183.8	65.0
57406.219	<i>z</i> <sub>P1</sub>	15.911	0.007	43219.0	280.1
57411.277	<i>z</i> <sub>P1</sub>	16.039	0.009	38411.0	312.8
57416.254	<i>z</i> <sub>P1</sub>	16.264	0.009	31223.0	251.3
57423.242	<i>z</i> <sub>P1</sub>	16.254	0.010	31503.0	283.5
57429.230	<i>z</i> <sub>P1</sub>	16.206	0.009	32917.0	260.5
57439.234	<i>z</i> <sub>P1</sub>	16.521	0.013	24629.0	295.7
57627.551	<i>z</i> <sub>P1</sub>	>21.2		82.1	113.3
57668.441	<i>z</i> <sub>P1</sub>	>21.2		95.0	107.1
2016H					
57396.531	<i>g</i> <sub>P1</sub>	17.738	0.021	8034.3	151.9
57400.531	<i>g</i> <sub>P1</sub>	17.622	0.017	8941.1	137.9
57405.496	<i>g</i> <sub>P1</sub>	17.756	0.018	7901.2	132.8
57405.500	<i>g</i> <sub>P1</sub>	17.794	0.018	7630.2	126.8
57410.547	<i>g</i> <sub>P1</sub>	18.266	0.057	4938.4	261.0
57417.480	<i>g</i> <sub>P1</sub>	18.870	0.046	2832.0	119.6
57427.430	<i>g</i> <sub>P1</sub>	20.006	0.100	994.2	91.9
57437.449	<i>g</i> <sub>P1</sub>	20.486	0.342	639.1	201.3
57396.531	<i>r</i> <sub>P1</sub>	17.798	0.017	7603.1	118.5
57400.531	<i>r</i> <sub>P1</sub>	17.734	0.017	8058.1	123.9
57405.496	<i>r</i> <sub>P1</sub>	17.738	0.015	8029.2	108.4
57410.547	<i>r</i> <sub>P1</sub>	18.079	0.036	5866.1	194.7
57417.480	<i>r</i> <sub>P1</sub>	18.335	0.025	4636.5	105.1
57420.469	<i>r</i> <sub>P1</sub>	18.408	0.016	4333.6	64.2
57420.480	<i>r</i> <sub>P1</sub>	18.399	0.014	4370.9	54.9
57420.492	<i>r</i> <sub>P1</sub>	18.420	0.016	4285.1	61.2
57420.504	<i>r</i> <sub>P1</sub>	18.391	0.015	4402.2	59.2
57427.430	<i>r</i> <sub>P1</sub>	18.731	0.030	3218.0	88.4
57433.398	<i>r</i> <sub>P1</sub>	19.104	0.028	2282.5	57.9
57433.410	<i>r</i> <sub>P1</sub>	19.079	0.025	2336.6	54.8
57433.422	<i>r</i> <sub>P1</sub>	19.062	0.024	2371.4	53.4
57437.449	<i>r</i> <sub>P1</sub>	19.277	0.080	1945.4	143.6
57379.539	<i>i</i> <sub>P1</sub>	>21.8		-14.1	61.4

Table 2 (cont'd)

MJD	Filter	Magnitude <sup>1</sup>	Uncertainty	Flux <sup>2</sup>	Uncertainty
57379.562	<i>i</i> <sub>P1</sub>	>21.9		−41.1	59.0
57379.574	<i>i</i> <sub>P1</sub>	>21.9		−78.1	59.2
57396.531	<i>i</i> <sub>P1</sub>	18.106	0.023	5721.4	120.5
57400.531	<i>i</i> <sub>P1</sub>	18.205	0.023	5224.7	109.9
57405.496	<i>i</i> <sub>P1</sub>	18.310	0.022	4741.0	96.9
57410.547	<i>i</i> <sub>P1</sub>	18.723	0.055	3242.9	163.2
57417.480	<i>i</i> <sub>P1</sub>	18.845	0.035	2896.7	92.4
57427.430	<i>i</i> <sub>P1</sub>	18.769	0.034	3108.4	98.0
57437.449	<i>i</i> <sub>P1</sub>	19.282	0.079	1937.2	140.5
57400.531	<i>z</i> <sub>P1</sub>	18.372	0.045	4480.6	186.6
57405.496	<i>z</i> <sub>P1</sub>	18.509	0.037	3947.2	133.5
57410.551	<i>z</i> <sub>P1</sub>	18.619	0.061	3568.9	201.9
57417.480	<i>z</i> <sub>P1</sub>	18.925	0.060	2691.9	148.6
57427.430	<i>z</i> <sub>P1</sub>	18.845	0.058	2898.0	154.8
57437.449	<i>z</i> <sub>P1</sub>	19.464	0.149	1638.1	224.1
2016J					
57394.379	<i>g</i> <sub>P1</sub>	17.228	0.015	12843.0	179.8
57398.344	<i>g</i> <sub>P1</sub>	17.060	0.013	15000.0	183.3
57403.316	<i>g</i> <sub>P1</sub>	17.077	0.013	14758.0	181.5
57410.387	<i>g</i> <sub>P1</sub>	17.425	0.030	10711.0	300.7
57416.281	<i>g</i> <sub>P1</sub>	17.856	0.018	7202.5	121.0
57427.258	<i>g</i> <sub>P1</sub>	18.792	0.038	3043.5	106.2
57437.281	<i>g</i> <sub>P1</sub>	19.396	0.116	1745.0	187.2
57394.383	<i>r</i> <sub>P1</sub>	17.110	0.012	14326.0	153.1
57398.344	<i>r</i> <sub>P1</sub>	16.888	0.010	17579.0	164.5
57403.316	<i>r</i> <sub>P1</sub>	16.852	0.010	18163.0	161.3
57410.391	<i>r</i> <sub>P1</sub>	17.007	0.016	15753.0	232.1
57416.281	<i>r</i> <sub>P1</sub>	17.374	0.013	11228.0	133.5
57427.258	<i>r</i> <sub>P1</sub>	17.615	0.015	8995.6	127.7
57437.281	<i>r</i> <sub>P1</sub>	18.245	0.032	5036.7	150.1
57394.383	<i>i</i> <sub>P1</sub>	17.258	0.013	12498.0	151.0
57398.344	<i>i</i> <sub>P1</sub>	17.278	0.014	12271.0	153.7
57403.320	<i>i</i> <sub>P1</sub>	17.394	0.014	11027.0	143.9
57410.391	<i>i</i> <sub>P1</sub>	17.630	0.022	8872.4	180.2
57416.281	<i>i</i> <sub>P1</sub>	17.856	0.019	7202.0	125.2
57427.258	<i>i</i> <sub>P1</sub>	17.722	0.018	8151.1	133.6
57437.281	<i>i</i> <sub>P1</sub>	18.128	0.027	5607.6	137.3
57394.383	<i>z</i> <sub>P1</sub>	17.288	0.019	12161.0	212.5
57398.344	<i>z</i> <sub>P1</sub>	17.155	0.017	13746.0	219.1
57403.320	<i>z</i> <sub>P1</sub>	17.175	0.016	13484.0	197.3
57410.391	<i>z</i> <sub>P1</sub>	17.461	0.025	10366.0	240.1
57416.285	<i>z</i> <sub>P1</sub>	17.609	0.023	9045.5	187.7
57427.262	<i>z</i> <sub>P1</sub>	17.600	0.023	9118.5	191.7
57437.281	<i>z</i> <sub>P1</sub>	17.879	0.029	7056.5	190.7
2016K					
57403.270	<i>g</i> <sub>P1</sub>	16.693	0.012	21020.0	239.0
57408.293	<i>g</i> <sub>P1</sub>	16.910	0.021	17225.0	332.9
57412.297	<i>g</i> <sub>P1</sub>	17.252	0.021	12569.0	242.2
57417.254	<i>g</i> <sub>P1</sub>	17.901	0.021	6914.5	132.4
57423.273	<i>g</i> <sub>P1</sub>	18.596	0.038	3645.4	126.5
57436.230	<i>g</i> <sub>P1</sub>	19.525	0.165	1549.1	235.4
57446.234	<i>g</i> <sub>P1</sub>	19.625	0.059	1412.3	77.3
57403.270	<i>r</i> <sub>P1</sub>	16.736	0.010	20216.0	193.7
57403.273	<i>r</i> <sub>P1</sub>	16.693	0.005	21028.0	103.4
57403.285	<i>r</i> <sub>P1</sub>	16.731	0.005	20303.0	99.6
57403.293	<i>r</i> <sub>P1</sub>	16.699	0.005	20908.0	99.5
57403.305	<i>r</i> <sub>P1</sub>	16.720	0.005	20513.0	97.7
57404.270	<i>r</i> <sub>P1</sub>	16.747	0.006	20004.0	104.0

Table 2 (cont'd)

MJD	Filter	Magnitude <sup>1</sup>	Uncertainty	Flux <sup>2</sup>	Uncertainty
57404.285	<i>r</i> <sub>P1</sub>	16.748	0.005	19996.0	97.6
57404.297	<i>r</i> <sub>P1</sub>	16.753	0.005	19898.0	93.8
57404.309	<i>r</i> <sub>P1</sub>	16.757	0.005	19826.0	94.7
57408.293	<i>r</i> <sub>P1</sub>	16.832	0.018	18507.0	307.8
57412.297	<i>r</i> <sub>P1</sub>	17.167	0.015	13591.0	192.1
57417.254	<i>r</i> <sub>P1</sub>	17.359	0.013	11386.0	139.5
57423.273	<i>r</i> <sub>P1</sub>	17.572	0.018	9361.5	159.3
57436.230	<i>r</i> <sub>P1</sub>	18.588	0.070	3669.9	235.5
57446.234	<i>r</i> <sub>P1</sub>	18.799	0.032	3023.6	88.6
57403.270	<i>i</i> <sub>P1</sub>	17.168	0.014	13582.0	180.0
57408.293	<i>i</i> <sub>P1</sub>	17.481	0.033	10181.0	309.0
57412.297	<i>i</i> <sub>P1</sub>	17.831	0.026	7371.8	174.4
57417.254	<i>i</i> <sub>P1</sub>	17.773	0.021	7774.9	151.6
57423.273	<i>i</i> <sub>P1</sub>	17.586	0.021	9240.8	177.5
57436.230	<i>i</i> <sub>P1</sub>	18.814	0.083	2980.7	228.7
57446.234	<i>i</i> <sub>P1</sub>	18.952	0.060	2624.9	144.7
57403.270	<i>z</i> <sub>P1</sub>	17.340	0.023	11592.0	244.7
57408.293	<i>z</i> <sub>P1</sub>	17.549	0.044	9555.1	386.9
57412.297	<i>z</i> <sub>P1</sub>	17.697	0.029	8343.6	225.4
57417.254	<i>z</i> <sub>P1</sub>	17.612	0.026	9020.7	214.3
57423.273	<i>z</i> <sub>P1</sub>	17.679	0.031	8476.3	241.3
57436.230	<i>z</i> <sub>P1</sub>	19.274	0.193	1951.8	346.4
57446.234	<i>z</i> <sub>P1</sub>	19.287	0.072	1928.1	127.5
2016W					
57410.289	<i>g</i> <sub>P1</sub>	16.582	0.015	23286.0	322.3
57415.254	<i>g</i> <sub>P1</sub>	15.948	0.007	41771.0	262.3
57420.273	<i>g</i> <sub>P1</sub>	15.984	0.007	40402.0	269.7
57427.258	<i>g</i> <sub>P1</sub>	16.369	0.009	28341.0	226.5
57434.238	<i>g</i> <sub>P1</sub>	17.200	0.016	13181.0	195.3
57443.230	<i>g</i> <sub>P1</sub>	18.045	0.026	6054.2	143.1
57451.234	<i>g</i> <sub>P1</sub>	18.512	0.032	3936.1	116.8
57410.289	<i>r</i> <sub>P1</sub>	16.469	0.010	25858.0	238.6
57415.254	<i>r</i> <sub>P1</sub>	15.962	0.006	41214.0	225.3
57420.273	<i>r</i> <sub>P1</sub>	15.898	0.006	43752.0	255.2
57427.258	<i>r</i> <sub>P1</sub>	16.237	0.007	31991.0	215.7
57434.238	<i>r</i> <sub>P1</sub>	16.481	0.009	25558.0	200.6
57443.230	<i>r</i> <sub>P1</sub>	16.939	0.010	16758.0	160.5
57451.234	<i>r</i> <sub>P1</sub>	17.464	0.014	10336.0	129.3
57410.293	<i>i</i> <sub>P1</sub>	16.592	0.010	23085.0	217.9
57415.258	<i>i</i> <sub>P1</sub>	16.219	0.007	32537.0	210.1
57420.273	<i>i</i> <sub>P1</sub>	16.395	0.009	27668.0	222.8
57427.258	<i>i</i> <sub>P1</sub>	16.785	0.011	19326.0	193.4
57434.238	<i>i</i> <sub>P1</sub>	16.868	0.011	17903.0	186.4
57443.230	<i>i</i> <sub>P1</sub>	16.846	0.010	18269.0	164.4
57451.234	<i>i</i> <sub>P1</sub>	17.448	0.013	10486.0	128.2
57404.211	<i>z</i> <sub>P1</sub>	18.725	0.036	3237.3	105.8
57410.293	<i>z</i> <sub>P1</sub>	16.800	0.015	19060.0	255.9
57415.258	<i>z</i> <sub>P1</sub>	16.397	0.010	27621.0	261.6
57420.273	<i>z</i> <sub>P1</sub>	16.485	0.012	25478.0	285.2
57427.258	<i>z</i> <sub>P1</sub>	16.776	0.015	19472.0	267.2
57434.238	<i>z</i> <sub>P1</sub>	16.765	0.014	19671.0	251.2
57443.230	<i>z</i> <sub>P1</sub>	16.782	0.012	19365.0	219.4
57451.234	<i>z</i> <sub>P1</sub>	17.378	0.017	11194.0	175.4
2016ac					
57409.539	<i>g</i> <sub>P1</sub>	16.585	0.019	23237.0	398.2
57418.520	<i>g</i> <sub>P1</sub>	17.014	0.016	15648.0	227.2
57422.590	<i>g</i> <sub>P1</sub>	17.113	0.021	14278.0	276.0
57428.469	<i>g</i> <sub>P1</sub>	17.614	0.024	9001.4	199.2

Table 2 (cont'd)

MJD	Filter	Magnitude <sup>1</sup>	Uncertainty	Flux <sup>2</sup>	Uncertainty
57446.535	<i>g</i> <sub>P1</sub>	18.923	0.066	2697.5	163.3
57409.539	<i>r</i> <sub>P1</sub>	16.500	0.016	25118.0	374.0
57418.520	<i>r</i> <sub>P1</sub>	16.740	0.013	20130.0	238.9
57422.590	<i>r</i> <sub>P1</sub>	16.966	0.018	16350.0	264.1
57428.469	<i>r</i> <sub>P1</sub>	17.001	0.016	15832.0	227.4
57436.629	<i>r</i> <sub>P1</sub>	17.476	0.032	10225.0	300.3
57436.656	<i>r</i> <sub>P1</sub>	17.352	0.028	11459.0	295.8
57446.535	<i>r</i> <sub>P1</sub>	17.838	0.030	7323.1	203.2
57409.543	<i>i</i> <sub>P1</sub>	17.147	0.030	13844.0	385.8
57418.523	<i>i</i> <sub>P1</sub>	17.536	0.029	9674.0	260.6
57422.590	<i>i</i> <sub>P1</sub>	17.759	0.045	7878.1	324.2
57428.473	<i>i</i> <sub>P1</sub>	17.346	0.024	11527.0	257.3
57436.629	<i>i</i> <sub>P1</sub>	17.485	0.043	10137.0	401.5
57436.656	<i>i</i> <sub>P1</sub>	17.482	0.035	10169.0	331.9
57446.535	<i>i</i> <sub>P1</sub>	17.768	0.037	7814.4	267.1
57521.254	<i>i</i> <sub>P1</sub>	20.302	0.116	757.1	81.1
57409.543	<i>z</i> <sub>P1</sub>	17.082	0.036	14697.0	488.5
57418.523	<i>z</i> <sub>P1</sub>	17.285	0.031	12190.0	350.4
57422.590	<i>z</i> <sub>P1</sub>	17.952	0.084	6594.7	511.2
57428.473	<i>z</i> <sub>P1</sub>	17.231	0.030	12806.0	350.8
57436.629	<i>z</i> <sub>P1</sub>	17.436	0.057	10608.0	560.7
57436.656	<i>z</i> <sub>P1</sub>	17.306	0.042	11951.0	465.9
57446.535	<i>z</i> <sub>P1</sub>	17.946	0.057	6630.8	347.9
2016acs					
57427.434	<i>g</i> <sub>P1</sub>	18.358	0.028	4539.4	115.7
57432.531	<i>g</i> <sub>P1</sub>	18.044	0.024	6059.6	131.2
57438.426	<i>g</i> <sub>P1</sub>	18.104	0.030	5735.3	155.8
57445.555	<i>g</i> <sub>P1</sub>	18.599	0.040	3634.6	133.8
57450.340	<i>g</i> <sub>P1</sub>	19.015	0.048	2478.1	109.3
57458.398	<i>g</i> <sub>P1</sub>	19.775	0.100	1230.3	112.9
57427.434	<i>r</i> <sub>P1</sub>	18.352	0.024	4564.2	100.8
57432.531	<i>r</i> <sub>P1</sub>	18.065	0.020	5942.7	112.1
57437.422	<i>r</i> <sub>P1</sub>	18.030	0.016	6140.0	90.2
57437.438	<i>r</i> <sub>P1</sub>	18.051	0.017	6019.4	91.5
57438.426	<i>r</i> <sub>P1</sub>	18.077	0.024	5879.3	127.7
57444.496	<i>r</i> <sub>P1</sub>	18.342	0.020	4605.6	85.4
57444.508	<i>r</i> <sub>P1</sub>	18.399	0.025	4368.0	101.2
57444.508	<i>r</i> <sub>P1</sub>	18.330	0.025	4657.4	109.3
57444.520	<i>r</i> <sub>P1</sub>	18.472	0.026	4083.7	98.0
57444.520	<i>r</i> <sub>P1</sub>	18.304	0.022	4767.4	94.4
57444.531	<i>r</i> <sub>P1</sub>	18.333	0.021	4642.3	88.2
57444.531	<i>r</i> <sub>P1</sub>	18.392	0.022	4395.5	90.1
57445.555	<i>r</i> <sub>P1</sub>	18.435	0.028	4225.2	107.2
57450.340	<i>r</i> <sub>P1</sub>	18.657	0.034	3444.6	108.2
57458.398	<i>r</i> <sub>P1</sub>	18.949	0.047	2631.9	114.1
57475.320	<i>r</i> <sub>P1</sub>	19.691	0.070	1328.8	86.0
57427.434	<i>i</i> <sub>P1</sub>	18.573	0.030	3722.8	103.7
57432.535	<i>i</i> <sub>P1</sub>	18.498	0.031	3987.4	113.5
57438.426	<i>i</i> <sub>P1</sub>	18.536	0.031	3851.7	108.8
57445.555	<i>i</i> <sub>P1</sub>	19.015	0.043	2476.8	99.1
57450.340	<i>i</i> <sub>P1</sub>	19.272	0.064	1954.5	115.8
57458.402	<i>i</i> <sub>P1</sub>	19.074	0.058	2345.8	124.8
57475.324	<i>i</i> <sub>P1</sub>	19.947	0.097	1050.1	93.4
57500.352	<i>i</i> <sub>P1</sub>	20.879	0.148	444.8	60.7
57500.363	<i>i</i> <sub>P1</sub>	20.869	0.154	449.1	63.6
57500.375	<i>i</i> <sub>P1</sub>	20.679	0.145	535.3	71.7
57500.391	<i>i</i> <sub>P1</sub>	20.836	0.169	462.9	71.9
57432.535	<i>z</i> <sub>P1</sub>	18.659	0.044	3439.2	139.1



Table 2 (cont'd)

MJD	Filter	Magnitude <sup>1</sup>	Uncertainty	Flux <sup>2</sup>	Uncertainty
57438.426	<i>z</i> <sub>P1</sub>	18.688	0.045	3347.6	139.6
57445.559	<i>z</i> <sub>P1</sub>	19.222	0.064	2047.4	121.3
57450.340	<i>z</i> <sub>P1</sub>	19.122	0.100	2245.6	206.4
57458.402	<i>z</i> <sub>P1</sub>	19.154	0.092	2179.8	184.6
57475.324	<i>z</i> <sub>P1</sub>	19.731	0.128	1280.9	150.5
2016aew					
57432.582	<i>g</i> <sub>P1</sub>	16.676	0.011	21359.0	210.0
57437.605	<i>g</i> <sub>P1</sub>	16.336	0.008	29207.0	225.9
57449.590	<i>g</i> <sub>P1</sub>	17.117	0.014	14227.0	186.5
57456.594	<i>g</i> <sub>P1</sub>	17.874	0.028	7085.1	184.0
57462.555	<i>g</i> <sub>P1</sub>	18.537	0.033	3846.0	118.4
57477.449	<i>g</i> <sub>P1</sub>	19.075	0.053	2345.0	115.3
57432.582	<i>r</i> <sub>P1</sub>	16.757	0.010	19830.0	185.1
57437.566	<i>r</i> <sub>P1</sub>	16.447	0.005	26382.0	127.0
57437.578	<i>r</i> <sub>P1</sub>	16.437	0.005	26624.0	133.4
57437.590	<i>r</i> <sub>P1</sub>	16.451	0.005	26285.0	120.3
57437.602	<i>r</i> <sub>P1</sub>	16.407	0.005	27369.0	122.8
57437.605	<i>r</i> <sub>P1</sub>	16.380	0.008	28051.0	206.4
57449.590	<i>r</i> <sub>P1</sub>	17.011	0.011	15686.0	165.3
57449.605	<i>r</i> <sub>P1</sub>	16.981	0.006	16127.0	91.4
57449.617	<i>r</i> <sub>P1</sub>	16.985	0.006	16069.0	87.6
57449.629	<i>r</i> <sub>P1</sub>	17.021	0.006	15539.0	87.7
57449.641	<i>r</i> <sub>P1</sub>	17.018	0.006	15590.0	86.7
57456.594	<i>r</i> <sub>P1</sub>	17.192	0.015	13285.0	187.6
57462.555	<i>r</i> <sub>P1</sub>	17.542	0.015	9617.5	130.1
57477.449	<i>r</i> <sub>P1</sub>	18.399	0.029	4367.8	114.9
57478.453	<i>r</i> <sub>P1</sub>	18.409	0.017	4329.5	66.9
57478.465	<i>r</i> <sub>P1</sub>	18.471	0.015	4089.4	57.5
57478.477	<i>r</i> <sub>P1</sub>	18.461	0.016	4126.0	59.8
57478.488	<i>r</i> <sub>P1</sub>	18.441	0.017	4204.0	63.9
57479.469	<i>r</i> <sub>P1</sub>	18.462	0.015	4124.1	56.8
57479.480	<i>r</i> <sub>P1</sub>	18.517	0.014	3917.5	51.9
57479.496	<i>r</i> <sub>P1</sub>	18.491	0.015	4014.3	56.2
57479.508	<i>r</i> <sub>P1</sub>	18.505	0.015	3963.5	56.4
57432.582	<i>i</i> <sub>P1</sub>	16.985	0.012	16064.0	171.8
57437.605	<i>i</i> <sub>P1</sub>	16.910	0.013	17216.0	198.5
57449.590	<i>i</i> <sub>P1</sub>	17.699	0.021	8328.0	157.4
57456.594	<i>i</i> <sub>P1</sub>	17.474	0.021	10239.0	196.2
57462.555	<i>i</i> <sub>P1</sub>	17.582	0.017	9271.7	144.2
57477.453	<i>i</i> <sub>P1</sub>	18.666	0.039	3416.9	122.0
57432.656	<i>z</i> <sub>P1</sub>	17.174	0.013	13496.0	156.4
57432.660	<i>z</i> <sub>P1</sub>	17.226	0.014	12872.0	164.5
57437.605	<i>z</i> <sub>P1</sub>	17.045	0.019	15202.0	264.1
57449.590	<i>z</i> <sub>P1</sub>	17.465	0.021	10325.0	195.0
57456.598	<i>z</i> <sub>P1</sub>	17.387	0.027	11098.0	276.5
57462.555	<i>z</i> <sub>P1</sub>	17.565	0.023	9418.6	201.5
57463.629	<i>z</i> <sub>P1</sub>	17.643	0.019	8765.2	151.9
57463.637	<i>z</i> <sub>P1</sub>	17.628	0.020	8886.8	162.5
57477.453	<i>z</i> <sub>P1</sub>	18.745	0.054	3176.3	156.7
2016aex					
57431.656	<i>g</i> <sub>P1</sub>	17.081	0.013	14708.0	169.5
57436.652	<i>g</i> <sub>P1</sub>	16.756	0.011	19846.0	207.7
57443.648	<i>g</i> <sub>P1</sub>	16.745	0.015	20045.0	272.5
57451.582	<i>g</i> <sub>P1</sub>	17.164	0.013	13625.0	167.3
57457.535	<i>g</i> <sub>P1</sub>	17.613	0.018	9013.2	145.5
57463.625	<i>g</i> <sub>P1</sub>	18.131	0.027	5591.3	139.4
57479.516	<i>g</i> <sub>P1</sub>	19.119	0.049	2250.3	101.7
57431.660	<i>r</i> <sub>P1</sub>	17.108	0.011	14343.0	149.2

Table 2 (cont'd)

MJD	Filter	Magnitude <sup>1</sup>	Uncertainty	Flux <sup>2</sup>	Uncertainty
57436.652	$r_{P1}$	16.748	0.010	19989.0	176.6
57443.648	$r_{P1}$	16.698	0.011	20929.0	208.3
57451.582	$r_{P1}$	17.092	0.011	14555.0	149.9
57457.535	$r_{P1}$	17.307	0.013	11945.0	139.2
57463.625	$r_{P1}$	17.434	0.014	10629.0	141.1
57479.516	$r_{P1}$	18.104	0.020	5732.2	103.0
57479.527	$r_{P1}$	18.185	0.011	5320.1	56.0
57479.539	$r_{P1}$	18.154	0.012	5473.9	58.5
57479.551	$r_{P1}$	18.180	0.012	5343.7	61.2
57479.562	$r_{P1}$	18.179	0.012	5352.6	61.6
57431.660	$i_{P1}$	17.309	0.013	11922.0	143.5
57436.652	$i_{P1}$	17.161	0.013	13661.0	165.4
57443.652	$i_{P1}$	17.227	0.014	12861.0	167.2
57451.582	$i_{P1}$	17.729	0.017	8097.5	126.6
57457.535	$i_{P1}$	17.942	0.020	6656.7	121.0
57463.625	$i_{P1}$	17.774	0.019	7767.4	137.8
57479.520	$i_{P1}$	18.233	0.021	5089.5	99.7
57436.656	$z_{P1}$	17.157	0.018	13712.0	231.1
57440.648	$z_{P1}$	17.150	0.013	13810.0	169.8
57440.656	$z_{P1}$	17.139	0.014	13950.0	181.8
57443.652	$z_{P1}$	17.196	0.019	13236.0	229.9
57451.582	$z_{P1}$	17.590	0.021	9204.3	181.7
57457.535	$z_{P1}$	17.671	0.022	8540.9	176.9
57463.625	$z_{P1}$	17.661	0.024	8618.6	191.6
57479.520	$z_{P1}$	18.122	0.028	5637.0	147.5
2016afb					
57418.422	$g_{P1}$	17.832	0.021	7365.9	139.6
57422.359	$g_{P1}$	17.929	0.018	6738.0	114.3
57428.328	$g_{P1}$	18.381	0.029	4443.9	118.1
57443.305	$g_{P1}$	19.681	0.080	1342.0	98.5
57451.289	$g_{P1}$	20.110	0.075	903.4	62.6
57459.336	$g_{P1}$	20.356	0.165	720.5	109.6
57418.422	$r_{P1}$	17.970	0.022	6488.2	129.2
57422.363	$r_{P1}$	18.002	0.018	6298.8	103.9
57428.328	$r_{P1}$	18.382	0.025	4438.4	104.0
57443.305	$r_{P1}$	18.910	0.036	2728.4	91.3
57444.391	$r_{P1}$	18.973	0.024	2575.3	56.8
57444.402	$r_{P1}$	18.939	0.023	2658.2	56.9
57444.414	$r_{P1}$	18.958	0.023	2610.2	54.7
57444.426	$r_{P1}$	18.962	0.026	2602.4	63.5
57451.289	$r_{P1}$	19.272	0.036	1955.4	64.2
57459.336	$r_{P1}$	19.592	0.069	1455.7	92.1
57418.422	$i_{P1}$	18.599	0.031	3635.6	105.4
57422.363	$i_{P1}$	18.590	0.028	3663.6	94.8
57428.328	$i_{P1}$	19.115	0.044	2259.7	91.6
57451.289	$i_{P1}$	19.271	0.044	1957.7	79.2
57459.336	$i_{P1}$	20.003	0.139	997.0	127.7
57418.422	$z_{P1}$	18.742	0.052	3184.6	152.4
57422.363	$z_{P1}$	18.933	0.053	2671.3	129.6
57428.328	$z_{P1}$	19.308	0.074	1892.0	129.7
57443.305	$z_{P1}$	19.452	0.073	1656.7	111.1
57451.289	$z_{P1}$	19.734	0.088	1277.6	103.0
57459.336	$z_{P1}$	19.981	0.199	1017.7	186.6
2016afk					
57437.395	$g_{P1}$	17.870	0.027	7115.1	175.7
57444.379	$g_{P1}$	17.797	0.028	7610.2	198.4
57450.336	$g_{P1}$	18.193	0.033	5280.1	162.4
57457.348	$g_{P1}$	19.032	0.052	2438.2	115.9

Table 2 (cont'd)

MJD	Filter	Magnitude <sup>1</sup>	Uncertainty	Flux <sup>2</sup>	Uncertainty
57463.355	<i>g</i> <sub>P1</sub>	19.508	0.101	1573.0	146.2
57472.406	<i>g</i> <sub>P1</sub>	20.259	0.249	787.9	180.9
57481.293	<i>g</i> <sub>P1</sub>	20.820	0.208	470.1	90.2
57437.395	<i>r</i> <sub>P1</sub>	17.845	0.021	7279.1	143.1
57444.379	<i>r</i> <sub>P1</sub>	17.761	0.022	7861.4	159.5
57444.488	<i>r</i> <sub>P1</sub>	17.821	0.016	7440.0	109.6
57444.500	<i>r</i> <sub>P1</sub>	17.854	0.017	7217.8	110.2
57444.512	<i>r</i> <sub>P1</sub>	17.763	0.015	7848.6	111.9
57444.523	<i>r</i> <sub>P1</sub>	17.792	0.016	7642.5	110.4
57450.336	<i>r</i> <sub>P1</sub>	18.028	0.024	6150.9	133.4
57457.348	<i>r</i> <sub>P1</sub>	18.243	0.026	5046.4	121.5
57463.355	<i>r</i> <sub>P1</sub>	18.478	0.035	4061.9	131.8
57472.406	<i>r</i> <sub>P1</sub>	18.998	0.058	2515.6	135.3
57481.293	<i>r</i> <sub>P1</sub>	19.407	0.054	1726.9	85.6
57437.395	<i>i</i> <sub>P1</sub>	18.191	0.028	5293.2	137.1
57444.379	<i>i</i> <sub>P1</sub>	18.300	0.036	4784.6	159.1
57450.336	<i>i</i> <sub>P1</sub>	18.716	0.044	3263.6	131.8
57457.348	<i>i</i> <sub>P1</sub>	18.977	0.054	2566.6	127.5
57463.355	<i>i</i> <sub>P1</sub>	18.769	0.048	3107.5	136.7
57472.406	<i>i</i> <sub>P1</sub>	18.788	0.053	3054.0	150.4
57481.293	<i>i</i> <sub>P1</sub>	19.430	0.064	1691.1	100.4
57437.395	<i>z</i> <sub>P1</sub>	18.364	0.040	4511.8	166.6
57450.336	<i>z</i> <sub>P1</sub>	18.813	0.061	2984.1	168.3
57457.348	<i>z</i> <sub>P1</sub>	18.792	0.056	3042.6	157.0
57463.359	<i>z</i> <sub>P1</sub>	18.823	0.068	2955.5	184.7
57472.406	<i>z</i> <sub>P1</sub>	18.942	0.073	2649.8	179.2
57481.293	<i>z</i> <sub>P1</sub>	19.676	0.106	1347.8	132.1
2016ah					
57397.527	<i>g</i> <sub>P1</sub>	17.644	0.016	8754.3	132.0
57403.508	<i>g</i> <sub>P1</sub>	17.961	0.026	6543.3	159.1
57408.488	<i>g</i> <sub>P1</sub>	18.405	0.058	4346.2	232.4
57417.477	<i>g</i> <sub>P1</sub>	19.582	0.087	1469.4	117.8
57424.555	<i>g</i> <sub>P1</sub>	20.224	0.088	813.5	66.0
57432.535	<i>g</i> <sub>P1</sub>	20.263	0.119	785.2	85.8
57444.383	<i>g</i> <sub>P1</sub>	>20.8		294.0	166.6
57390.469	<i>r</i> <sub>P1</sub>	17.839	0.011	7317.9	72.0
57390.480	<i>r</i> <sub>P1</sub>	17.835	0.010	7345.9	69.9
57390.492	<i>r</i> <sub>P1</sub>	17.866	0.011	7138.2	70.1
57390.504	<i>r</i> <sub>P1</sub>	17.845	0.010	7278.5	64.6
57397.527	<i>r</i> <sub>P1</sub>	17.662	0.014	8613.6	112.1
57403.508	<i>r</i> <sub>P1</sub>	17.904	0.019	6890.0	121.2
57408.488	<i>r</i> <sub>P1</sub>	18.230	0.033	5106.7	153.4
57417.477	<i>r</i> <sub>P1</sub>	18.561	0.031	3763.9	106.8
57424.555	<i>r</i> <sub>P1</sub>	18.998	0.031	2516.0	71.0
57432.535	<i>r</i> <sub>P1</sub>	19.424	0.058	1699.1	91.4
57444.383	<i>r</i> <sub>P1</sub>	19.908	0.125	1088.0	125.7
57444.547	<i>r</i> <sub>P1</sub>	19.821	0.068	1179.1	73.6
57444.559	<i>r</i> <sub>P1</sub>	19.716	0.051	1299.1	60.9
57444.574	<i>r</i> <sub>P1</sub>	19.881	0.064	1116.1	65.5
57444.586	<i>r</i> <sub>P1</sub>	19.852	0.072	1146.1	75.5
57397.527	<i>i</i> <sub>P1</sub>	18.231	0.023	5100.1	108.2
57403.508	<i>i</i> <sub>P1</sub>	18.529	0.029	3875.4	104.5
57417.477	<i>i</i> <sub>P1</sub>	18.823	0.040	2955.9	109.3
57424.555	<i>i</i> <sub>P1</sub>	18.780	0.029	3076.4	82.2
57432.535	<i>i</i> <sub>P1</sub>	19.472	0.066	1626.0	98.3
57444.383	<i>i</i> <sub>P1</sub>	20.015	0.130	986.2	117.7
57397.531	<i>z</i> <sub>P1</sub>	18.262	0.033	4955.7	151.4
57403.508	<i>z</i> <sub>P1</sub>	18.622	0.048	3557.4	156.6

Table 2 (cont'd)

MJD	Filter	Magnitude <sup>1</sup>	Uncertainty	Flux <sup>2</sup>	Uncertainty
57408.488	$z_{P1}$	18.858	0.078	2861.9	206.5
57417.477	$z_{P1}$	18.795	0.056	3032.6	156.6
57424.555	$z_{P1}$	18.944	0.048	2643.8	117.1
57432.535	$z_{P1}$	19.327	0.078	1857.9	134.0
57444.383	$z_{P1}$	20.304	0.232	755.5	161.7
2016ai					
57397.531	$g_{P1}$	18.763	0.038	3124.1	108.8
57403.457	$g_{P1}$	18.698	0.039	3318.7	120.1
57408.492	$g_{P1}$	18.990	0.090	2534.0	210.7
57416.434	$g_{P1}$	19.751	0.111	1257.2	128.5
57424.422	$g_{P1}$	20.324	0.111	742.2	75.6
57432.375	$g_{P1}$	20.729	0.197	511.2	92.8
57443.309	$g_{P1}$	>20.9		182.5	148.3
57397.531	$r_{P1}$	18.737	0.029	3201.1	84.7
57403.457	$r_{P1}$	18.561	0.028	3763.7	98.5
57408.492	$r_{P1}$	18.597	0.051	3642.0	171.6
57416.434	$r_{P1}$	19.140	0.049	2207.6	99.0
57416.438	$r_{P1}$	19.041	0.026	2419.7	57.4
57416.441	$r_{P1}$	19.058	0.026	2382.3	56.8
57416.449	$r_{P1}$	19.028	0.022	2448.5	50.1
57416.453	$r_{P1}$	19.073	0.027	2347.9	59.2
57416.461	$r_{P1}$	19.105	0.023	2280.7	49.1
57416.465	$r_{P1}$	19.064	0.025	2367.3	55.4
57416.473	$r_{P1}$	19.141	0.024	2206.3	48.9
57416.477	$r_{P1}$	19.022	0.023	2462.5	52.0
57424.422	$r_{P1}$	19.281	0.041	1939.3	73.9
57432.375	$r_{P1}$	19.666	0.067	1359.9	83.5
57432.379	$r_{P1}$	19.714	0.031	1301.2	37.6
57432.395	$r_{P1}$	19.731	0.041	1280.8	48.3
57432.406	$r_{P1}$	19.670	0.040	1354.7	50.5
57432.422	$r_{P1}$	19.662	0.039	1365.2	49.5
57443.309	$r_{P1}$	20.309	0.150	752.5	104.0
57445.355	$r_{P1}$	20.394	0.058	695.5	36.8
57445.367	$r_{P1}$	20.349	0.065	725.2	43.5
57445.379	$r_{P1}$	20.379	0.090	705.1	58.3
57445.395	$r_{P1}$	20.269	0.069	780.4	49.4
57379.492	$i_{P1}$	>22.0		-2.1	53.5
57379.504	$i_{P1}$	>22.1		-41.7	48.5
57379.527	$i_{P1}$	>22.0		65.5	54.1
57397.531	$i_{P1}$	19.071	0.040	2352.8	87.6
57403.457	$i_{P1}$	19.047	0.052	2406.5	115.4
57408.492	$i_{P1}$	19.049	0.062	2400.0	136.0
57416.434	$i_{P1}$	19.222	0.051	2048.1	96.2
57424.422	$i_{P1}$	19.573	0.064	1481.4	87.7
57432.375	$i_{P1}$	19.703	0.072	1315.0	86.6
57443.309	$i_{P1}$	20.177	0.135	849.9	105.9
57394.645	$z_{P1}$	19.136	0.040	2216.2	81.6
57397.531	$z_{P1}$	19.025	0.056	2454.3	127.2
57403.461	$z_{P1}$	19.244	0.085	2006.1	157.8
57408.492	$z_{P1}$	19.327	0.104	1858.4	177.8
57416.434	$z_{P1}$	19.650	0.098	1380.9	124.5
57424.422	$z_{P1}$	19.619	0.081	1420.5	106.1
57432.375	$z_{P1}$	20.198	0.158	833.6	121.1
57443.309	$z_{P1}$	19.903	0.122	1093.5	122.4
2016ajf					
57438.230	$g_{P1}$	17.363	0.018	11340.0	184.7
57443.234	$g_{P1}$	17.114	0.013	14264.0	165.4
57448.234	$g_{P1}$	17.535	0.022	9687.1	196.7

Table 2 (cont'd)

MJD	Filter	Magnitude <sup>1</sup>	Uncertainty	Flux <sup>2</sup>	Uncertainty
57464.242	<i>g</i> <sub>P1</sub>	19.559	0.139	1501.6	191.9
57472.238	<i>g</i> <sub>P1</sub>	19.680	0.097	1342.7	120.5
57481.242	<i>g</i> <sub>P1</sub>	20.239	0.158	802.1	116.5
57485.238	<i>g</i> <sub>P1</sub>	20.190	0.359	839.3	277.7
57607.613	<i>g</i> <sub>P1</sub>	>21.7		47.2	69.0
57438.230	<i>r</i> <sub>P1</sub>	17.112	0.012	14300.0	158.1
57443.234	<i>r</i> <sub>P1</sub>	16.774	0.010	19525.0	177.6
57448.234	<i>r</i> <sub>P1</sub>	16.845	0.012	18285.0	203.3
57464.242	<i>r</i> <sub>P1</sub>	18.181	0.034	5342.5	167.9
57472.238	<i>r</i> <sub>P1</sub>	18.800	0.045	3018.8	125.1
57481.242	<i>r</i> <sub>P1</sub>	19.312	0.069	1883.8	119.4
57485.242	<i>r</i> <sub>P1</sub>	19.206	0.149	2076.9	285.9
57607.613	<i>r</i> <sub>P1</sub>	>21.8		-17.5	66.1
57438.230	<i>i</i> <sub>P1</sub>	17.185	0.013	13362.0	163.4
57443.234	<i>i</i> <sub>P1</sub>	16.911	0.011	17207.0	173.7
57448.234	<i>i</i> <sub>P1</sub>	17.011	0.015	15690.0	219.0
57464.242	<i>i</i> <sub>P1</sub>	18.212	0.035	5192.7	168.8
57472.242	<i>i</i> <sub>P1</sub>	18.798	0.048	3024.3	133.0
57481.242	<i>i</i> <sub>P1</sub>	19.242	0.061	2009.2	112.1
57485.242	<i>i</i> <sub>P1</sub>	18.951	0.138	2628.8	334.0
57607.613	<i>i</i> <sub>P1</sub>	21.482	0.354	255.4	83.3
57438.230	<i>z</i> <sub>P1</sub>	17.381	0.019	11156.0	199.7
57443.234	<i>z</i> <sub>P1</sub>	16.979	0.014	16157.0	208.7
57448.234	<i>z</i> <sub>P1</sub>	16.984	0.019	16077.0	286.4
57464.242	<i>z</i> <sub>P1</sub>	17.784	0.033	7695.3	232.2
57472.242	<i>z</i> <sub>P1</sub>	18.337	0.047	4625.3	199.1
57481.242	<i>z</i> <sub>P1</sub>	19.093	0.071	2305.6	151.2
57485.242	<i>z</i> <sub>P1</sub>	18.975	0.179	2570.8	423.5
2016ajl					
57439.234	<i>g</i> <sub>P1</sub>	18.493	0.060	4005.6	220.2
57444.238	<i>g</i> <sub>P1</sub>	18.403	0.033	4352.0	133.8
57449.234	<i>g</i> <sub>P1</sub>	18.705	0.045	3297.3	135.4
57457.234	<i>g</i> <sub>P1</sub>	19.341	0.071	1835.4	120.2
57464.238	<i>g</i> <sub>P1</sub>	19.949	0.221	1048.1	213.1
57475.238	<i>g</i> <sub>P1</sub>	20.963	0.268	412.0	101.9
57439.234	<i>r</i> <sub>P1</sub>	18.587	0.046	3676.0	157.0
57444.238	<i>r</i> <sub>P1</sub>	18.306	0.029	4759.6	126.7
57449.234	<i>r</i> <sub>P1</sub>	18.567	0.039	3742.9	133.1
57457.238	<i>r</i> <sub>P1</sub>	18.893	0.047	2771.1	120.1
57464.238	<i>r</i> <sub>P1</sub>	19.205	0.078	2079.0	149.4
57475.238	<i>r</i> <sub>P1</sub>	19.951	0.100	1046.2	96.8
57439.234	<i>i</i> <sub>P1</sub>	18.775	0.055	3090.4	155.2
57444.242	<i>i</i> <sub>P1</sub>	18.861	0.050	2855.2	130.5
57449.234	<i>i</i> <sub>P1</sub>	19.120	0.082	2249.7	170.4
57457.238	<i>i</i> <sub>P1</sub>	19.430	0.074	1691.2	115.4
57464.238	<i>i</i> <sub>P1</sub>	19.362	0.091	1799.5	150.3
57475.238	<i>i</i> <sub>P1</sub>	19.900	0.103	1096.9	104.4
57444.242	<i>z</i> <sub>P1</sub>	18.945	0.083	2641.8	201.4
57449.234	<i>z</i> <sub>P1</sub>	19.411	0.148	1721.0	235.0
57457.238	<i>z</i> <sub>P1</sub>	19.463	0.114	1640.4	172.3
57464.238	<i>z</i> <sub>P1</sub>	19.848	0.218	1150.3	231.1
57475.238	<i>z</i> <sub>P1</sub>	19.730	0.132	1282.2	156.4
2016alt					
57439.289	<i>g</i> <sub>P1</sub>	18.597	0.058	3642.5	195.2
57444.234	<i>g</i> <sub>P1</sub>	18.643	0.037	3490.4	118.9
57450.230	<i>g</i> <sub>P1</sub>	18.908	0.035	2734.4	89.3
57458.238	<i>g</i> <sub>P1</sub>	19.402	0.089	1734.8	142.3
57467.246	<i>g</i> <sub>P1</sub>	19.903	0.166	1093.8	166.7

Table 2 (cont'd)

MJD	Filter	Magnitude <sup>1</sup>	Uncertainty	Flux <sup>2</sup>	Uncertainty
57476.297	<i>g</i> <sub>P1</sub>	19.970	0.105	1027.8	99.2
57494.246	<i>g</i> <sub>P1</sub>	>20.8		468.0	164.4
57432.238	<i>r</i> <sub>P1</sub>	18.649	0.016	3471.6	52.0
57432.254	<i>r</i> <sub>P1</sub>	18.676	0.017	3386.2	54.0
57432.266	<i>r</i> <sub>P1</sub>	18.615	0.017	3582.2	54.8
57432.281	<i>r</i> <sub>P1</sub>	18.610	0.016	3597.1	54.6
57439.289	<i>r</i> <sub>P1</sub>	18.448	0.035	4177.0	136.5
57444.234	<i>r</i> <sub>P1</sub>	18.490	0.029	4016.6	107.5
57450.230	<i>r</i> <sub>P1</sub>	18.581	0.024	3694.9	81.7
57458.238	<i>r</i> <sub>P1</sub>	18.850	0.052	2884.5	139.1
57467.246	<i>r</i> <sub>P1</sub>	19.185	0.055	2118.9	107.5
57476.297	<i>r</i> <sub>P1</sub>	19.439	0.058	1677.0	89.6
57494.246	<i>r</i> <sub>P1</sub>	20.064	0.134	943.0	116.1
57439.289	<i>i</i> <sub>P1</sub>	18.551	0.039	3798.5	135.8
57444.234	<i>i</i> <sub>P1</sub>	18.670	0.037	3403.1	116.5
57450.234	<i>i</i> <sub>P1</sub>	18.713	0.031	3272.9	92.2
57458.238	<i>i</i> <sub>P1</sub>	18.956	0.063	2616.4	150.9
57467.246	<i>i</i> <sub>P1</sub>	19.155	0.066	2178.0	132.4
57468.254	<i>i</i> <sub>P1</sub>	19.235	0.061	2022.3	113.8
57468.270	<i>i</i> <sub>P1</sub>	19.145	0.044	2197.8	89.7
57468.281	<i>i</i> <sub>P1</sub>	19.155	0.045	2177.7	90.5
57468.293	<i>i</i> <sub>P1</sub>	19.076	0.048	2342.6	104.4
57476.297	<i>i</i> <sub>P1</sub>	19.391	0.066	1752.8	105.9
57494.246	<i>i</i> <sub>P1</sub>	19.777	0.121	1228.3	136.9
57439.293	<i>z</i> <sub>P1</sub>	18.901	0.066	2750.9	166.4
57444.234	<i>z</i> <sub>P1</sub>	19.066	0.090	2363.2	196.6
57450.234	<i>z</i> <sub>P1</sub>	19.305	0.074	1896.2	128.5
57458.238	<i>z</i> <sub>P1</sub>	19.162	0.109	2163.3	218.1
57467.246	<i>z</i> <sub>P1</sub>	19.435	0.103	1682.6	159.7
57476.297	<i>z</i> <sub>P1</sub>	19.619	0.125	1420.7	163.6
57494.246	<i>z</i> <sub>P1</sub>	20.475	0.341	645.5	202.4
2016aqa					
57445.559	<i>g</i> <sub>P1</sub>	17.801	0.025	7581.2	171.3
57450.387	<i>g</i> <sub>P1</sub>	18.098	0.025	5764.8	130.9
57457.402	<i>g</i> <sub>P1</sub>	18.696	0.044	3322.3	133.5
57463.492	<i>g</i> <sub>P1</sub>	19.075	0.056	2345.0	122.0
57475.375	<i>g</i> <sub>P1</sub>	20.316	0.208	747.1	143.0
57485.297	<i>g</i> <sub>P1</sub>	>20.9		368.4	144.2
57492.336	<i>g</i> <sub>P1</sub>	20.825	0.230	467.8	99.1
57501.305	<i>g</i> <sub>P1</sub>	20.368	0.322	712.5	211.2
57437.457	<i>r</i> <sub>P1</sub>	17.935	0.014	6698.3	88.6
57437.469	<i>r</i> <sub>P1</sub>	17.899	0.014	6924.0	87.5
57437.492	<i>r</i> <sub>P1</sub>	18.020	0.017	6195.9	95.0
57445.559	<i>r</i> <sub>P1</sub>	17.671	0.019	8545.7	152.9
57447.410	<i>r</i> <sub>P1</sub>	17.753	0.011	7920.9	80.0
57447.422	<i>r</i> <sub>P1</sub>	17.800	0.012	7587.7	84.1
57447.434	<i>r</i> <sub>P1</sub>	17.754	0.011	7914.8	81.0
57447.445	<i>r</i> <sub>P1</sub>	17.719	0.010	8170.4	77.4
57450.387	<i>r</i> <sub>P1</sub>	17.894	0.020	6958.1	126.9
57457.402	<i>r</i> <sub>P1</sub>	18.226	0.028	5122.4	129.9
57463.492	<i>r</i> <sub>P1</sub>	18.373	0.029	4475.3	118.9
57475.375	<i>r</i> <sub>P1</sub>	18.880	0.057	2804.5	148.3
57485.297	<i>r</i> <sub>P1</sub>	19.076	0.078	2342.8	167.9
57492.336	<i>r</i> <sub>P1</sub>	19.507	0.071	1574.2	102.9
57501.305	<i>r</i> <sub>P1</sub>	20.134	0.195	883.8	158.7
57445.559	<i>i</i> <sub>P1</sub>	18.057	0.028	5984.2	156.2
57450.391	<i>i</i> <sub>P1</sub>	18.403	0.031	4351.9	124.3
57457.402	<i>i</i> <sub>P1</sub>	18.829	0.042	2939.4	114.4

Table 2 (cont'd)

MJD	Filter	Magnitude <sup>1</sup>	Uncertainty	Flux <sup>2</sup>	Uncertainty
57463.492	<i>i</i> <sub>P1</sub>	18.545	0.037	3820.0	130.2
57475.375	<i>i</i> <sub>P1</sub>	18.828	0.060	2942.1	163.9
57485.297	<i>i</i> <sub>P1</sub>	19.196	0.099	2097.8	191.0
57492.336	<i>i</i> <sub>P1</sub>	19.360	0.071	1803.0	118.3
57427.668	<i>z</i> <sub>P1</sub>	20.026	0.161	976.3	144.8
57445.559	<i>z</i> <sub>P1</sub>	18.398	0.051	4372.9	204.3
57450.391	<i>z</i> <sub>P1</sub>	18.624	0.056	3550.8	184.2
57457.402	<i>z</i> <sub>P1</sub>	18.668	0.055	3410.1	172.7
57463.492	<i>z</i> <sub>P1</sub>	18.717	0.061	3258.4	184.2
57475.375	<i>z</i> <sub>P1</sub>	18.897	0.086	2761.5	219.4
57485.301	<i>z</i> <sub>P1</sub>	19.100	0.129	2290.8	272.9
57492.340	<i>z</i> <sub>P1</sub>	19.582	0.142	1470.2	191.7
57501.305	<i>z</i> <sub>P1</sub>	20.117	0.283	897.8	234.4
2016aqb					
57445.559	<i>g</i> <sub>P1</sub>	17.797	0.028	7604.7	194.4
57449.465	<i>g</i> <sub>P1</sub>	17.678	0.018	8491.2	144.5
57454.426	<i>g</i> <sub>P1</sub>	17.710	0.027	8238.4	203.5
57459.434	<i>g</i> <sub>P1</sub>	18.015	0.023	6220.5	132.6
57465.461	<i>g</i> <sub>P1</sub>	18.432	0.041	4239.9	161.5
57475.371	<i>g</i> <sub>P1</sub>	19.440	0.072	1675.5	111.8
57489.297	<i>g</i> <sub>P1</sub>	20.137	0.092	881.8	74.4
57445.559	<i>r</i> <sub>P1</sub>	17.984	0.023	6403.3	137.0
57448.438	<i>r</i> <sub>P1</sub>	17.840	0.009	7313.1	59.3
57448.449	<i>r</i> <sub>P1</sub>	17.880	0.010	7049.4	63.8
57448.461	<i>r</i> <sub>P1</sub>	17.825	0.009	7415.0	61.1
57448.469	<i>r</i> <sub>P1</sub>	17.822	0.009	7430.8	62.3
57449.465	<i>r</i> <sub>P1</sub>	17.803	0.017	7564.3	117.8
57454.430	<i>r</i> <sub>P1</sub>	17.834	0.023	7353.8	155.7
57459.434	<i>r</i> <sub>P1</sub>	17.998	0.019	6320.7	110.2
57462.387	<i>r</i> <sub>P1</sub>	18.193	0.012	5279.7	58.3
57462.398	<i>r</i> <sub>P1</sub>	18.182	0.014	5337.7	66.4
57465.461	<i>r</i> <sub>P1</sub>	18.318	0.026	4707.5	114.7
57475.371	<i>r</i> <sub>P1</sub>	18.627	0.032	3542.5	105.9
57489.297	<i>r</i> <sub>P1</sub>	19.281	0.041	1938.8	73.0
57445.559	<i>i</i> <sub>P1</sub>	18.299	0.030	4791.5	134.1
57449.465	<i>i</i> <sub>P1</sub>	18.352	0.025	4563.3	106.2
57454.430	<i>i</i> <sub>P1</sub>	18.495	0.041	3998.4	151.1
57459.434	<i>i</i> <sub>P1</sub>	18.628	0.034	3539.9	109.4
57465.461	<i>i</i> <sub>P1</sub>	19.062	0.050	2373.4	110.0
57475.371	<i>i</i> <sub>P1</sub>	18.925	0.044	2690.7	109.8
57489.297	<i>i</i> <sub>P1</sub>	19.349	0.052	1822.1	86.8
57501.363	<i>i</i> <sub>P1</sub>	20.344	0.118	728.5	79.3
57501.379	<i>i</i> <sub>P1</sub>	19.940	0.092	1056.4	89.1
57501.391	<i>i</i> <sub>P1</sub>	20.016	0.107	985.2	97.4
57501.402	<i>i</i> <sub>P1</sub>	19.846	0.196	1152.4	207.5
57445.562	<i>z</i> <sub>P1</sub>	18.424	0.042	4271.1	166.7
57449.465	<i>z</i> <sub>P1</sub>	18.400	0.036	4366.4	145.2
57454.430	<i>z</i> <sub>P1</sub>	18.698	0.080	3318.6	246.0
57459.438	<i>z</i> <sub>P1</sub>	18.951	0.065	2627.2	156.5
57465.461	<i>z</i> <sub>P1</sub>	19.096	0.068	2299.3	143.4
57475.371	<i>z</i> <sub>P1</sub>	19.231	0.082	2030.9	153.6
57489.297	<i>z</i> <sub>P1</sub>	19.481	0.084	1612.6	124.5
2016aqs					
57448.285	<i>g</i> <sub>P1</sub>	16.610	0.011	22702.0	236.8
57452.250	<i>g</i> <sub>P1</sub>	16.344	0.008	28997.0	225.0
57457.238	<i>g</i> <sub>P1</sub>	16.292	0.008	30424.0	234.1
57462.234	<i>g</i> <sub>P1</sub>	16.531	0.011	24418.0	240.3
57475.266	<i>g</i> <sub>P1</sub>	17.377	0.015	11203.0	156.6

Table 2 (cont'd)

MJD	Filter	Magnitude <sup>1</sup>	Uncertainty	Flux <sup>2</sup>	Uncertainty
57490.242	<i>g</i> <sub>P1</sub>	18.452	0.053	4160.4	204.6
57498.246	<i>g</i> <sub>P1</sub>	18.859	0.112	2859.6	295.0
57448.285	<i>r</i> <sub>P1</sub>	16.690	0.010	21077.0	197.7
57452.250	<i>r</i> <sub>P1</sub>	16.425	0.007	26917.0	183.6
57457.238	<i>r</i> <sub>P1</sub>	16.283	0.007	30684.0	204.8
57462.234	<i>r</i> <sub>P1</sub>	16.405	0.008	27421.0	207.8
57475.266	<i>r</i> <sub>P1</sub>	16.991	0.010	15978.0	149.0
57490.242	<i>r</i> <sub>P1</sub>	17.346	0.018	11522.0	186.0
57498.246	<i>r</i> <sub>P1</sub>	17.790	0.032	7652.6	226.5
57443.316	<i>i</i> <sub>P1</sub>	17.984	0.013	6402.8	76.3
57443.328	<i>i</i> <sub>P1</sub>	18.034	0.013	6113.3	74.0
57443.340	<i>i</i> <sub>P1</sub>	18.014	0.013	6228.9	75.6
57443.352	<i>i</i> <sub>P1</sub>	17.991	0.013	6362.0	76.3
57448.285	<i>i</i> <sub>P1</sub>	17.018	0.012	15584.0	173.8
57452.250	<i>i</i> <sub>P1</sub>	16.822	0.010	18675.0	171.4
57457.238	<i>i</i> <sub>P1</sub>	16.876	0.010	17772.0	167.9
57462.234	<i>i</i> <sub>P1</sub>	16.954	0.013	16530.0	195.1
57475.266	<i>i</i> <sub>P1</sub>	17.616	0.016	8985.2	133.9
57490.242	<i>i</i> <sub>P1</sub>	17.435	0.021	10620.0	209.6
57498.246	<i>i</i> <sub>P1</sub>	18.016	0.034	6218.1	197.6
57448.285	<i>z</i> <sub>P1</sub>	17.053	0.020	15089.0	280.3
57452.250	<i>z</i> <sub>P1</sub>	16.895	0.014	17457.0	219.5
57457.238	<i>z</i> <sub>P1</sub>	16.877	0.014	17750.0	231.4
57462.234	<i>z</i> <sub>P1</sub>	17.045	0.019	15207.0	266.4
57475.266	<i>z</i> <sub>P1</sub>	17.354	0.018	11437.0	190.0
57490.242	<i>z</i> <sub>P1</sub>	17.472	0.034	10262.0	319.6
57498.246	<i>z</i> <sub>P1</sub>	17.965	0.036	6519.2	213.6
2016aqt					
57452.453	<i>g</i> <sub>P1</sub>	17.082	0.012	14695.0	168.5
57460.637	<i>g</i> <sub>P1</sub>	17.248	0.014	12613.0	159.1
57465.457	<i>g</i> <sub>P1</sub>	17.554	0.017	9518.2	151.8
57476.398	<i>g</i> <sub>P1</sub>	18.510	0.033	3943.5	121.4
57487.375	<i>g</i> <sub>P1</sub>	19.296	0.054	1913.2	94.7
57494.355	<i>g</i> <sub>P1</sub>	19.643	0.091	1389.8	116.2
57446.617	<i>r</i> <sub>P1</sub>	17.510	0.008	9905.1	75.1
57446.617	<i>r</i> <sub>P1</sub>	17.433	0.008	10640.0	75.3
57446.625	<i>r</i> <sub>P1</sub>	17.484	0.008	10148.0	76.5
57446.625	<i>r</i> <sub>P1</sub>	17.454	0.008	10433.0	74.1
57446.637	<i>r</i> <sub>P1</sub>	17.423	0.008	10736.0	79.2
57446.637	<i>r</i> <sub>P1</sub>	17.467	0.008	10305.0	76.7
57446.645	<i>r</i> <sub>P1</sub>	17.474	0.008	10239.0	74.4
57446.645	<i>r</i> <sub>P1</sub>	17.457	0.008	10400.0	76.7
57452.453	<i>r</i> <sub>P1</sub>	17.164	0.011	13631.0	137.3
57460.637	<i>r</i> <sub>P1</sub>	17.193	0.011	13262.0	139.6
57465.418	<i>r</i> <sub>P1</sub>	17.325	0.008	11750.0	85.1
57465.430	<i>r</i> <sub>P1</sub>	17.321	0.008	11788.0	81.7
57465.441	<i>r</i> <sub>P1</sub>	17.326	0.007	11734.0	78.9
57465.449	<i>r</i> <sub>P1</sub>	17.342	0.007	11562.0	77.5
57465.457	<i>r</i> <sub>P1</sub>	17.363	0.013	11344.0	137.3
57475.383	<i>r</i> <sub>P1</sub>	17.719	0.012	8177.1	90.2
57475.398	<i>r</i> <sub>P1</sub>	17.694	0.013	8363.3	97.0
57475.410	<i>r</i> <sub>P1</sub>	17.734	0.012	8064.6	92.2
57476.398	<i>r</i> <sub>P1</sub>	17.725	0.016	8129.9	120.5
57487.375	<i>r</i> <sub>P1</sub>	18.123	0.020	5633.3	102.9
57492.348	<i>r</i> <sub>P1</sub>	18.346	0.014	4586.3	59.2
57492.359	<i>r</i> <sub>P1</sub>	18.366	0.015	4502.9	63.6
57492.371	<i>r</i> <sub>P1</sub>	18.342	0.015	4603.4	65.5
57492.383	<i>r</i> <sub>P1</sub>	18.367	0.015	4500.2	62.1



Table 2 (cont'd)

MJD	Filter	Magnitude <sup>1</sup>	Uncertainty	Flux <sup>2</sup>	Uncertainty
57494.355	$r_{P1}$	18.589	0.036	3669.1	121.0
57452.453	$i_{P1}$	17.701	0.016	8309.2	119.0
57460.637	$i_{P1}$	17.894	0.019	6957.8	122.0
57465.457	$i_{P1}$	18.099	0.021	5759.0	111.1
57476.398	$i_{P1}$	18.147	0.023	5509.6	116.2
57487.375	$i_{P1}$	18.298	0.027	4793.8	119.6
57494.355	$i_{P1}$	18.740	0.037	3191.7	109.6
57532.395	$i_{P1}$	20.256	0.071	790.3	52.0
57532.406	$i_{P1}$	20.279	0.074	773.4	52.6
57532.418	$i_{P1}$	20.301	0.084	757.8	58.9
57532.434	$i_{P1}$	20.156	0.070	866.4	56.2
57452.453	$z_{P1}$	17.689	0.020	8406.2	154.6
57460.637	$z_{P1}$	18.032	0.030	6125.2	166.6
57465.457	$z_{P1}$	18.278	0.030	4885.3	135.1
57476.398	$z_{P1}$	18.240	0.034	5059.7	157.8
57487.375	$z_{P1}$	18.558	0.045	3775.0	157.5
57494.355	$z_{P1}$	18.773	0.053	3097.0	151.8
2016aqz					
57450.496	$g_{P1}$	17.379	0.016	11178.0	164.1
57454.484	$g_{P1}$	17.284	0.015	12206.0	171.9
57460.641	$g_{P1}$	17.421	0.018	10757.0	173.8
57465.453	$g_{P1}$	17.734	0.021	8059.9	152.7
57476.398	$g_{P1}$	18.733	0.042	3212.7	125.0
57487.379	$g_{P1}$	19.582	0.076	1469.9	102.6
57495.352	$g_{P1}$	19.921	0.164	1075.3	162.3
57437.508	$r_{P1}$	21.523	0.319	245.9	72.3
57437.520	$r_{P1}$	>21.8		157.6	64.6
57437.531	$r_{P1}$	20.774	0.197	490.1	88.8
57437.547	$r_{P1}$	>21.5		139.4	81.4
57450.496	$r_{P1}$	17.137	0.012	13973.0	155.8
57454.484	$r_{P1}$	17.005	0.011	15769.0	166.3
57460.641	$r_{P1}$	17.068	0.012	14888.0	166.9
57465.453	$r_{P1}$	17.376	0.014	11208.0	139.4
57476.402	$r_{P1}$	17.761	0.019	7865.3	137.9
57487.379	$r_{P1}$	18.266	0.025	4939.7	114.4
57490.363	$r_{P1}$	18.498	0.018	3988.9	67.9
57490.379	$r_{P1}$	18.491	0.017	4014.0	64.3
57490.391	$r_{P1}$	18.502	0.018	3974.4	66.0
57490.402	$r_{P1}$	18.514	0.017	3930.1	61.6
57495.352	$r_{P1}$	18.762	0.050	3128.0	144.5
57450.496	$i_{P1}$	17.403	0.015	10936.0	152.3
57454.484	$i_{P1}$	17.427	0.016	10696.0	156.2
57460.641	$i_{P1}$	17.547	0.020	9572.2	177.5
57465.453	$i_{P1}$	18.019	0.022	6197.6	127.3
57476.402	$i_{P1}$	17.996	0.024	6331.3	142.8
57487.379	$i_{P1}$	18.192	0.027	5287.9	132.8
57495.352	$i_{P1}$	18.808	0.055	2996.8	152.8
57433.668	$z_{P1}$	>20.7		513.6	175.8
57434.660	$z_{P1}$	>20.5		-245.5	218.2
57454.488	$z_{P1}$	17.346	0.019	11519.0	201.3
57460.641	$z_{P1}$	17.448	0.024	10493.0	231.8
57465.453	$z_{P1}$	17.725	0.023	8127.0	175.0
57476.402	$z_{P1}$	17.862	0.031	7166.8	204.8
57487.379	$z_{P1}$	18.057	0.034	5984.8	187.6
57495.352	$z_{P1}$	18.676	0.072	3384.7	224.0
2016aqz					
57450.496	$g_{P1}$	17.379	0.016	11178.0	164.1
57454.484	$g_{P1}$	17.284	0.015	12206.0	171.9

Table 2 (cont'd)

MJD	Filter	Magnitude <sup>1</sup>	Uncertainty	Flux <sup>2</sup>	Uncertainty
57460.641	<i>g</i> <sub>P1</sub>	17.421	0.018	10757.0	173.8
57465.453	<i>g</i> <sub>P1</sub>	17.734	0.021	8059.9	152.7
57476.398	<i>g</i> <sub>P1</sub>	18.733	0.042	3212.7	125.0
57487.379	<i>g</i> <sub>P1</sub>	19.582	0.076	1469.9	102.6
57495.352	<i>g</i> <sub>P1</sub>	19.921	0.164	1075.3	162.3
57437.508	<i>r</i> <sub>P1</sub>	21.523	0.319	245.9	72.3
57437.520	<i>r</i> <sub>P1</sub>	>21.8		157.6	64.6
57437.531	<i>r</i> <sub>P1</sub>	20.774	0.197	490.1	88.8
57437.547	<i>r</i> <sub>P1</sub>	>21.5		139.4	81.4
57450.496	<i>r</i> <sub>P1</sub>	17.137	0.012	13973.0	155.8
57454.484	<i>r</i> <sub>P1</sub>	17.005	0.011	15769.0	166.3
57460.641	<i>r</i> <sub>P1</sub>	17.068	0.012	14888.0	166.9
57465.453	<i>r</i> <sub>P1</sub>	17.376	0.014	11208.0	139.4
57476.402	<i>r</i> <sub>P1</sub>	17.761	0.019	7865.3	137.9
57487.379	<i>r</i> <sub>P1</sub>	18.266	0.025	4939.7	114.4
57490.363	<i>r</i> <sub>P1</sub>	18.498	0.018	3988.9	67.9
57490.379	<i>r</i> <sub>P1</sub>	18.491	0.017	4014.0	64.3
57490.391	<i>r</i> <sub>P1</sub>	18.502	0.018	3974.4	66.0
57490.402	<i>r</i> <sub>P1</sub>	18.514	0.017	3930.1	61.6
57495.352	<i>r</i> <sub>P1</sub>	18.762	0.050	3128.0	144.5
57450.496	<i>i</i> <sub>P1</sub>	17.403	0.015	10936.0	152.3
57454.484	<i>i</i> <sub>P1</sub>	17.427	0.016	10696.0	156.2
57460.641	<i>i</i> <sub>P1</sub>	17.547	0.020	9572.2	177.5
57465.453	<i>i</i> <sub>P1</sub>	18.019	0.022	6197.6	127.3
57476.402	<i>i</i> <sub>P1</sub>	17.996	0.024	6331.3	142.8
57487.379	<i>i</i> <sub>P1</sub>	18.192	0.027	5287.9	132.8
57495.352	<i>i</i> <sub>P1</sub>	18.808	0.055	2996.8	152.8
57433.668	<i>z</i> <sub>P1</sub>	>20.7		513.6	175.8
57434.660	<i>z</i> <sub>P1</sub>	>20.5		-245.5	218.2
57454.488	<i>z</i> <sub>P1</sub>	17.346	0.019	11519.0	201.3
57460.641	<i>z</i> <sub>P1</sub>	17.448	0.024	10493.0	231.8
57465.453	<i>z</i> <sub>P1</sub>	17.725	0.023	8127.0	175.0
57476.402	<i>z</i> <sub>P1</sub>	17.862	0.031	7166.8	204.8
57487.379	<i>z</i> <sub>P1</sub>	18.057	0.034	5984.8	187.6
57495.352	<i>z</i> <sub>P1</sub>	18.676	0.072	3384.7	224.0
2016arc					
57443.234	<i>g</i> <sub>P1</sub>	17.150	0.020	13809.0	259.5
57448.234	<i>g</i> <sub>P1</sub>	16.759	0.019	19795.0	349.4
57472.238	<i>g</i> <sub>P1</sub>	19.105	0.112	2279.6	234.7
57443.234	<i>r</i> <sub>P1</sub>	16.715	0.014	20612.0	270.5
57448.234	<i>r</i> <sub>P1</sub>	16.350	0.014	28832.0	359.8
57472.238	<i>r</i> <sub>P1</sub>	17.794	0.037	7630.8	259.4
57481.242	<i>r</i> <sub>P1</sub>	18.188	0.054	5307.3	265.3
57485.242	<i>r</i> <sub>P1</sub>	19.084	0.212	2324.3	453.3
57443.234	<i>i</i> <sub>P1</sub>	16.825	0.018	18623.0	309.0
57448.234	<i>i</i> <sub>P1</sub>	16.627	0.020	22348.0	419.4
57472.242	<i>i</i> <sub>P1</sub>	17.535	0.033	9684.6	295.1
57481.242	<i>i</i> <sub>P1</sub>	18.178	0.051	5355.5	250.1
57485.242	<i>i</i> <sub>P1</sub>	18.434	0.142	4230.0	552.6
57443.234	<i>z</i> <sub>P1</sub>	17.040	0.027	15271.0	379.5
57448.234	<i>z</i> <sub>P1</sub>	16.728	0.029	20356.0	534.5
57472.242	<i>z</i> <sub>P1</sub>	17.432	0.041	10644.0	401.8
57481.242	<i>z</i> <sub>P1</sub>	18.186	0.077	5314.4	378.8
57485.242	<i>z</i> <sub>P1</sub>	18.814	0.267	2982.5	732.5
2016asf					
57459.234	<i>g</i> <sub>P1</sub>	16.073	0.007	37215.0	241.0
57467.238	<i>g</i> <sub>P1</sub>	15.948	0.008	41745.0	300.2
57475.262	<i>g</i> <sub>P1</sub>	16.347	0.008	28919.0	202.7

Table 2 (cont'd)

MJD	Filter	Magnitude <sup>1</sup>	Uncertainty	Flux <sup>2</sup>	Uncertainty
57483.246	<i>g</i> <sub>P1</sub>	16.950	0.011	16595.0	172.0
57502.246	<i>g</i> <sub>P1</sub>	18.325	0.031	4677.9	132.6
57459.234	<i>r</i> <sub>P1</sub>	16.059	0.006	37693.0	218.6
57467.238	<i>r</i> <sub>P1</sub>	15.774	0.005	49036.0	238.0
57475.266	<i>r</i> <sub>P1</sub>	16.236	0.006	32040.0	183.4
57483.246	<i>r</i> <sub>P1</sub>	16.571	0.008	23531.0	171.7
57495.246	<i>r</i> <sub>P1</sub>	16.890	0.011	17535.0	181.7
57502.246	<i>r</i> <sub>P1</sub>	17.281	0.014	12237.0	159.6
57440.328	<i>i</i> <sub>P1</sub>	>21.3		-63.6	99.0
57440.340	<i>i</i> <sub>P1</sub>	>21.4		-5.9	94.3
57440.352	<i>i</i> <sub>P1</sub>	>21.5		-106.5	82.0
57440.363	<i>i</i> <sub>P1</sub>	>21.3		210.0	102.5
57459.234	<i>i</i> <sub>P1</sub>	16.423	0.008	26962.0	198.9
57467.242	<i>i</i> <sub>P1</sub>	16.427	0.008	26856.0	192.1
57475.266	<i>i</i> <sub>P1</sub>	16.973	0.009	16242.0	140.1
57483.246	<i>i</i> <sub>P1</sub>	17.107	0.011	14363.0	145.9
57495.246	<i>i</i> <sub>P1</sub>	16.910	0.011	17214.0	171.4
57502.246	<i>i</i> <sub>P1</sub>	17.346	0.017	11524.0	182.9
57459.238	<i>z</i> <sub>P1</sub>	16.411	0.011	27262.0	264.6
57467.242	<i>z</i> <sub>P1</sub>	16.457	0.012	26133.0	289.9
57475.266	<i>z</i> <sub>P1</sub>	16.776	0.011	19476.0	195.8
57483.246	<i>z</i> <sub>P1</sub>	16.831	0.012	18520.0	204.4
57495.246	<i>z</i> <sub>P1</sub>	16.871	0.013	17852.0	213.3
57502.250	<i>z</i> <sub>P1</sub>	17.268	0.021	12386.0	244.2
2016aud					
57457.531	<i>g</i> <sub>P1</sub>	17.125	0.013	14124.0	174.8
57462.555	<i>g</i> <sub>P1</sub>	17.128	0.013	14090.0	170.2
57479.516	<i>g</i> <sub>P1</sub>	18.389	0.027	4409.3	109.0
57487.531	<i>g</i> <sub>P1</sub>	18.838	0.039	2914.9	106.0
57494.457	<i>g</i> <sub>P1</sub>	19.270	0.062	1958.3	112.2
57505.484	<i>g</i> <sub>P1</sub>	19.670	0.099	1355.5	123.6
57879.414	<i>g</i> <sub>P1</sub>	>21.2		9.3	111.0
57457.531	<i>r</i> <sub>P1</sub>	17.199	0.012	13198.0	146.8
57462.555	<i>r</i> <sub>P1</sub>	17.195	0.012	13240.0	147.0
57478.500	<i>r</i> <sub>P1</sub>	17.758	0.009	7887.8	68.2
57478.512	<i>r</i> <sub>P1</sub>	17.798	0.009	7599.2	62.6
57478.523	<i>r</i> <sub>P1</sub>	17.750	0.009	7946.1	68.5
57478.535	<i>r</i> <sub>P1</sub>	17.767	0.009	7817.2	62.1
57479.516	<i>r</i> <sub>P1</sub>	17.891	0.017	6978.5	107.1
57487.531	<i>r</i> <sub>P1</sub>	18.026	0.020	6160.4	112.4
57494.457	<i>r</i> <sub>P1</sub>	18.242	0.025	5050.4	116.5
57495.508	<i>r</i> <sub>P1</sub>	18.231	0.013	5102.6	61.9
57495.523	<i>r</i> <sub>P1</sub>	18.265	0.014	4942.3	62.8
57495.535	<i>r</i> <sub>P1</sub>	18.299	0.015	4790.0	67.4
57495.547	<i>r</i> <sub>P1</sub>	18.322	0.014	4691.0	61.4
57505.484	<i>r</i> <sub>P1</sub>	18.796	0.042	3030.0	117.3
57879.414	<i>r</i> <sub>P1</sub>	>21.5		-14.6	82.6
57457.531	<i>i</i> <sub>P1</sub>	17.679	0.018	8481.9	137.2
57462.559	<i>i</i> <sub>P1</sub>	17.757	0.020	7890.0	142.6
57479.516	<i>i</i> <sub>P1</sub>	18.335	0.023	4632.5	98.5
57487.531	<i>i</i> <sub>P1</sub>	18.186	0.024	5314.9	115.6
57494.461	<i>i</i> <sub>P1</sub>	18.348	0.032	4580.9	136.1
57505.484	<i>i</i> <sub>P1</sub>	18.886	0.043	2790.0	109.5
57879.414	<i>i</i> <sub>P1</sub>	>21.3		272.3	98.8
57438.660	<i>z</i> <sub>P1</sub>	>21.4		-22.9	90.3
57456.656	<i>z</i> <sub>P1</sub>	17.788	0.023	7667.6	161.3
57462.559	<i>z</i> <sub>P1</sub>	17.803	0.025	7564.6	172.0
57479.516	<i>z</i> <sub>P1</sub>	18.294	0.031	4814.2	136.6

Table 2 (cont'd)

MJD	Filter	Magnitude <sup>1</sup>	Uncertainty	Flux <sup>2</sup>	Uncertainty
57487.531	$z_{P1}$	18.346	0.036	4587.9	153.4
57494.461	$z_{P1}$	18.299	0.043	4792.4	191.4
57505.484	$z_{P1}$	19.190	0.081	2108.3	156.8
57879.414	$z_{P1}$	20.854	0.304	455.6	127.5
2016axb					
57463.355	$g_{P1}$	17.181	0.016	13416.0	193.1
57472.348	$g_{P1}$	17.831	0.029	7369.6	195.3
57477.289	$g_{P1}$	18.292	0.031	4823.9	137.8
57483.355	$g_{P1}$	18.839	0.043	2912.7	116.1
57490.316	$g_{P1}$	19.449	0.059	1661.1	89.9
57499.352	$g_{P1}$	20.241	0.272	801.0	200.3
57508.250	$g_{P1}$	20.099	0.097	912.8	81.5
57461.363	$r_{P1}$	17.269	0.007	12367.0	79.2
57461.379	$r_{P1}$	17.267	0.007	12388.0	79.0
57461.391	$r_{P1}$	17.235	0.008	12760.0	95.3
57461.402	$r_{P1}$	17.239	0.007	12720.0	77.4
57463.355	$r_{P1}$	17.159	0.013	13687.0	158.4
57472.348	$r_{P1}$	17.626	0.020	8901.3	168.0
57477.289	$r_{P1}$	17.864	0.019	7152.2	125.9
57483.355	$r_{P1}$	18.128	0.023	5610.0	118.1
57490.316	$r_{P1}$	18.376	0.025	4462.5	103.0
57499.352	$r_{P1}$	18.923	0.055	2696.4	136.0
57508.254	$r_{P1}$	19.202	0.039	2086.0	74.4
57463.355	$i_{P1}$	17.746	0.019	7975.0	141.2
57472.348	$i_{P1}$	18.383	0.030	4433.5	120.8
57477.289	$i_{P1}$	18.466	0.031	4108.3	118.5
57483.355	$i_{P1}$	18.425	0.033	4264.9	131.4
57490.316	$i_{P1}$	18.399	0.027	4368.4	109.9
57499.352	$i_{P1}$	19.057	0.057	2383.8	125.9
57508.254	$i_{P1}$	19.395	0.050	1745.8	80.0
57472.352	$z_{P1}$	18.383	0.040	4435.0	161.5
57477.289	$z_{P1}$	18.339	0.040	4616.9	170.9
57483.355	$z_{P1}$	18.264	0.036	4948.4	162.3
57490.316	$z_{P1}$	18.351	0.037	4567.2	156.7
57499.352	$z_{P1}$	19.125	0.072	2238.3	148.6
57508.254	$z_{P1}$	19.597	0.097	1449.9	128.9
2016axw					
57458.559	$g_{P1}$	17.487	0.017	10119.0	162.7
57464.559	$g_{P1}$	17.520	0.017	9816.8	152.9
57477.453	$g_{P1}$	18.323	0.027	4687.9	115.5
57482.469	$g_{P1}$	18.864	0.046	2846.0	121.0
57489.492	$g_{P1}$	19.306	0.050	1894.8	86.7
57504.441	$g_{P1}$	20.279	0.166	773.5	118.6
57458.559	$r_{P1}$	17.634	0.016	8836.0	134.1
57464.516	$r_{P1}$	17.636	0.008	8820.1	68.2
57464.527	$r_{P1}$	17.618	0.008	8974.1	68.9
57464.539	$r_{P1}$	17.652	0.008	8691.1	64.7
57464.551	$r_{P1}$	17.632	0.008	8854.9	68.8
57464.559	$r_{P1}$	17.575	0.015	9328.7	127.3
57477.453	$r_{P1}$	18.214	0.021	5179.3	102.3
57478.457	$r_{P1}$	18.289	0.013	4833.5	56.3
57478.469	$r_{P1}$	18.286	0.010	4848.9	45.4
57478.480	$r_{P1}$	18.311	0.012	4737.1	53.8
57478.492	$r_{P1}$	18.278	0.012	4884.5	56.2
57482.469	$r_{P1}$	18.355	0.025	4549.6	103.4
57489.492	$r_{P1}$	18.557	0.025	3778.5	87.0
57504.441	$r_{P1}$	19.272	0.051	1955.6	92.3
57441.523	$i_{P1}$	>21.6		56.2	75.5

Table 2 (cont'd)

MJD	Filter	Magnitude <sup>1</sup>	Uncertainty	Flux <sup>2</sup>	Uncertainty
57441.551	<i>i</i> <sub>P1</sub>	>21.6		−22.0	79.9
57441.578	<i>i</i> <sub>P1</sub>	>21.1		−55.8	121.6
57441.617	<i>i</i> <sub>P1</sub>	>21.9		−44.2	60.5
57458.562	<i>i</i> <sub>P1</sub>	18.193	0.024	5284.1	115.8
57464.559	<i>i</i> <sub>P1</sub>	18.307	0.026	4753.6	111.8
57477.453	<i>i</i> <sub>P1</sub>	19.019	0.040	2469.3	91.7
57482.469	<i>i</i> <sub>P1</sub>	19.030	0.050	2444.4	111.8
57489.492	<i>i</i> <sub>P1</sub>	18.729	0.030	3224.0	90.2
57504.441	<i>i</i> <sub>P1</sub>	19.585	0.078	1465.4	104.7
57463.629	<i>z</i> <sub>P1</sub>	18.446	0.028	4184.0	107.0
57463.637	<i>z</i> <sub>P1</sub>	18.415	0.030	4305.3	119.0
57464.562	<i>z</i> <sub>P1</sub>	18.519	0.045	3912.9	160.8
57477.453	<i>z</i> <sub>P1</sub>	19.133	0.064	2221.7	131.8
57482.469	<i>z</i> <sub>P1</sub>	19.085	0.069	2321.7	148.4
57489.492	<i>z</i> <sub>P1</sub>	18.966	0.048	2591.9	115.6
57504.441	<i>z</i> <sub>P1</sub>	19.548	0.114	1516.9	159.1
2016ayf					
57464.508	<i>g</i> <sub>P1</sub>	16.890	0.014	17544.0	232.9
57472.469	<i>g</i> <sub>P1</sub>	17.477	0.027	10214.0	252.1
57477.461	<i>g</i> <sub>P1</sub>	17.901	0.030	6912.9	192.7
57482.438	<i>g</i> <sub>P1</sub>	18.422	0.057	4277.4	224.6
57490.414	<i>g</i> <sub>P1</sub>	19.485	0.129	1607.2	191.7
57498.402	<i>g</i> <sub>P1</sub>	19.575	0.161	1478.7	219.3
57508.402	<i>g</i> <sub>P1</sub>	19.887	0.196	1109.6	200.5
57464.508	<i>r</i> <sub>P1</sub>	16.785	0.013	19315.0	237.2
57472.469	<i>r</i> <sub>P1</sub>	17.183	0.018	13385.0	224.3
57477.461	<i>r</i> <sub>P1</sub>	17.335	0.019	11646.0	203.0
57482.438	<i>r</i> <sub>P1</sub>	17.438	0.025	10592.0	247.5
57490.414	<i>r</i> <sub>P1</sub>	18.034	0.043	6115.5	240.4
57498.402	<i>r</i> <sub>P1</sub>	18.375	0.050	4468.1	204.4
57508.406	<i>r</i> <sub>P1</sub>	18.657	0.063	3444.6	200.7
57464.508	<i>i</i> <sub>P1</sub>	17.449	0.025	10485.0	238.1
57472.469	<i>i</i> <sub>P1</sub>	18.011	0.036	6244.8	208.4
57477.461	<i>i</i> <sub>P1</sub>	17.776	0.029	7752.4	207.3
57482.438	<i>i</i> <sub>P1</sub>	17.854	0.040	7215.2	268.2
57490.414	<i>i</i> <sub>P1</sub>	17.871	0.044	7105.0	289.7
57498.469	<i>i</i> <sub>P1</sub>	18.717	0.039	3259.0	115.9
57498.480	<i>i</i> <sub>P1</sub>	18.476	0.032	4069.3	120.1
57498.496	<i>i</i> <sub>P1</sub>	18.766	0.046	3116.5	130.7
57498.512	<i>i</i> <sub>P1</sub>	18.691	0.045	3339.8	137.9
57508.406	<i>i</i> <sub>P1</sub>	19.046	0.110	2407.3	243.2
57446.648	<i>z</i> <sub>P1</sub>	>20.6		−31.1	195.6
57446.652	<i>z</i> <sub>P1</sub>	>20.6		−245.3	200.4
57448.648	<i>z</i> <sub>P1</sub>	20.415	0.339	682.4	213.3
57448.656	<i>z</i> <sub>P1</sub>	>20.3		−858.9	262.8
57464.508	<i>z</i> <sub>P1</sub>	17.826	0.044	7406.4	303.4
57472.469	<i>z</i> <sub>P1</sub>	18.014	0.047	6231.0	270.6
57477.461	<i>z</i> <sub>P1</sub>	18.155	0.056	5468.5	282.8
57482.438	<i>z</i> <sub>P1</sub>	17.874	0.050	7088.2	327.9
57490.414	<i>z</i> <sub>P1</sub>	18.545	0.096	3818.2	338.6
57498.402	<i>z</i> <sub>P1</sub>	19.453	0.164	1655.6	250.3
57508.406	<i>z</i> <sub>P1</sub>	19.730	0.250	1282.7	295.0
2016ayg					
57461.238	<i>g</i> <sub>P1</sub>	17.569	0.022	9381.1	186.5
57471.309	<i>g</i> <sub>P1</sub>	17.318	0.023	11825.0	251.2
57476.301	<i>g</i> <sub>P1</sub>	17.539	0.016	9649.4	139.3
57482.242	<i>g</i> <sub>P1</sub>	18.088	0.021	5817.8	114.1
57495.250	<i>g</i> <sub>P1</sub>	19.297	0.079	1911.0	138.2

Table 2 (cont'd)

MJD	Filter	Magnitude <sup>1</sup>	Uncertainty	Flux <sup>2</sup>	Uncertainty
57461.238	$r_{P1}$	17.633	0.018	8849.2	143.3
57471.309	$r_{P1}$	17.416	0.018	10809.0	180.1
57476.301	$r_{P1}$	17.676	0.015	8505.3	119.5
57482.242	$r_{P1}$	17.971	0.019	6480.3	110.8
57495.250	$r_{P1}$	18.354	0.031	4555.1	128.7
57502.250	$r_{P1}$	18.865	0.040	2844.6	104.7
57461.238	$i_{P1}$	17.953	0.021	6586.5	124.6
57471.309	$i_{P1}$	18.120	0.032	5650.5	166.6
57476.301	$i_{P1}$	18.244	0.026	5041.7	121.8
57482.242	$i_{P1}$	18.681	0.034	3369.9	104.2
57495.250	$i_{P1}$	18.493	0.032	4005.9	117.9
57502.250	$i_{P1}$	18.888	0.046	2786.1	117.7
57461.238	$z_{P1}$	18.024	0.035	6169.8	197.6
57471.309	$z_{P1}$	17.980	0.033	6427.6	198.1
57476.301	$z_{P1}$	18.362	0.042	4520.3	176.2
57482.242	$z_{P1}$	18.561	0.046	3763.9	159.4
57495.250	$z_{P1}$	18.609	0.044	3601.5	147.1
57501.238	$z_{P1}$	18.795	0.048	3032.5	134.2
57502.238	$z_{P1}$	18.844	0.056	2901.1	150.3
57502.250	$z_{P1}$	18.790	0.064	3046.6	180.4
57530.246	$z_{P1}$	19.702	0.348	1315.7	421.8
57530.258	$z_{P1}$	>20.3		442.0	252.6
2016baq					
57462.336	$g_{P1}$	17.110	0.014	14327.0	185.9
57472.461	$g_{P1}$	17.329	0.019	11710.0	204.6
57483.348	$g_{P1}$	18.291	0.026	4824.6	115.7
57489.297	$g_{P1}$	18.776	0.035	3088.1	98.6
57499.398	$g_{P1}$	19.678	0.118	1345.0	146.1
57509.250	$g_{P1}$	19.987	0.066	1012.1	61.7
57462.336	$r_{P1}$	17.087	0.012	14634.0	157.6
57472.461	$r_{P1}$	17.188	0.014	13335.0	168.5
57477.285	$r_{P1}$	17.537	0.015	9666.1	132.8
57483.348	$r_{P1}$	17.704	0.015	8286.8	114.0
57489.301	$r_{P1}$	17.933	0.016	6714.1	96.8
57491.246	$r_{P1}$	18.090	0.017	5805.1	92.3
57491.277	$r_{P1}$	18.157	0.020	5460.6	100.0
57491.289	$r_{P1}$	18.144	0.017	5528.3	86.1
57491.301	$r_{P1}$	18.116	0.017	5668.3	90.0
57499.402	$r_{P1}$	18.588	0.036	3670.0	120.6
57509.250	$r_{P1}$	19.021	0.044	2463.7	99.8
57462.336	$i_{P1}$	17.477	0.015	10211.0	144.9
57472.465	$i_{P1}$	17.845	0.026	7275.1	174.4
57477.285	$i_{P1}$	18.275	0.026	4896.7	117.8
57483.348	$i_{P1}$	18.226	0.021	5124.6	97.3
57489.301	$i_{P1}$	18.050	0.020	6025.2	112.1
57499.402	$i_{P1}$	18.642	0.035	3492.3	111.1
57502.375	$i_{P1}$	18.644	0.028	3487.7	91.2
57502.391	$i_{P1}$	18.641	0.030	3495.9	95.1
57502.402	$i_{P1}$	18.710	0.036	3281.1	108.7
57502.414	$i_{P1}$	18.647	0.029	3476.8	91.4
57509.250	$i_{P1}$	19.029	0.037	2445.1	83.9
57526.344	$i_{P1}$	19.750	0.075	1259.4	87.5
57526.359	$i_{P1}$	19.727	0.108	1286.4	128.3
57526.371	$i_{P1}$	19.605	0.085	1438.7	112.7
57526.383	$i_{P1}$	19.732	0.117	1280.4	137.6
57532.312	$i_{P1}$	20.036	0.076	967.2	67.9
57472.465	$z_{P1}$	17.876	0.026	7070.2	166.3
57477.285	$z_{P1}$	18.120	0.034	5647.6	177.4

Table 2 (cont'd)

MJD	Filter	Magnitude <sup>1</sup>	Uncertainty	Flux <sup>2</sup>	Uncertainty
57483.348	$z_{P1}$	18.099	0.027	5760.0	143.8
57489.301	$z_{P1}$	18.024	0.029	6173.9	163.9
57499.402	$z_{P1}$	18.505	0.038	3961.7	137.9
57509.250	$z_{P1}$	19.090	0.062	2311.1	131.2
2016bew					
57462.551	$g_{P1}$	18.290	0.029	4829.1	128.1
57466.602	$g_{P1}$	18.159	0.029	5451.9	144.3
57477.457	$g_{P1}$	18.744	0.038	3178.7	112.5
57483.516	$g_{P1}$	19.413	0.067	1716.5	105.9
57490.445	$g_{P1}$	20.418	0.172	680.3	107.8
57505.398	$g_{P1}$	20.492	0.271	635.8	158.7
57505.402	$g_{P1}$	21.024	0.353	389.4	126.5
57450.590	$r_{P1}$	21.342	0.178	290.5	47.6
57450.602	$r_{P1}$	21.495	0.171	252.3	39.7
57450.613	$r_{P1}$	21.661	0.181	216.5	36.0
57450.625	$r_{P1}$	21.398	0.137	275.8	34.9
57462.551	$r_{P1}$	18.324	0.025	4681.4	106.2
57466.602	$r_{P1}$	18.175	0.024	5370.0	117.0
57477.457	$r_{P1}$	18.455	0.026	4151.4	98.4
57483.516	$r_{P1}$	18.675	0.031	3389.3	96.1
57490.449	$r_{P1}$	19.039	0.055	2422.8	122.6
57505.398	$r_{P1}$	19.858	0.104	1140.1	109.2
57462.555	$i_{P1}$	18.441	0.032	4203.1	123.1
57466.602	$i_{P1}$	18.542	0.032	3830.5	111.8
57477.457	$i_{P1}$	19.077	0.039	2339.6	84.6
57483.520	$i_{P1}$	19.113	0.052	2263.8	108.5
57490.449	$i_{P1}$	19.186	0.063	2115.7	123.5
57505.398	$i_{P1}$	19.942	0.104	1055.2	101.5
57452.641	$z_{P1}$	20.542	0.155	607.0	86.4
57452.648	$z_{P1}$	20.591	0.151	580.4	80.8
57460.645	$z_{P1}$	18.655	0.038	3452.4	121.5
57460.645	$z_{P1}$	18.919	0.055	2707.5	136.5
57462.555	$z_{P1}$	18.701	0.054	3308.4	165.9
57466.602	$z_{P1}$	18.526	0.044	3888.0	159.2
57477.457	$z_{P1}$	19.023	0.064	2459.5	145.2
57483.520	$z_{P1}$	19.170	0.064	2146.9	127.5
57490.449	$z_{P1}$	19.105	0.094	2279.4	197.7
57505.398	$z_{P1}$	19.750	0.123	1258.6	142.2
2016bey					
57467.320	$g_{P1}$	18.697	0.060	3320.6	182.7
57472.469	$g_{P1}$	19.277	0.109	1946.5	194.5
57477.293	$g_{P1}$	19.397	0.081	1742.5	130.3
57478.293	$g_{P1}$	19.579	0.079	1473.2	106.9
57482.434	$g_{P1}$	20.089	0.133	921.0	112.9
57488.297	$g_{P1}$	20.670	0.203	539.6	100.7
57498.297	$g_{P1}$	>20.6		201.2	189.2
57508.348	$g_{P1}$	>21.2		117.6	108.4
57466.410	$r_{P1}$	18.478	0.021	4064.3	78.9
57466.426	$r_{P1}$	18.483	0.021	4045.4	77.8
57466.438	$r_{P1}$	18.537	0.022	3847.5	77.6
57467.320	$r_{P1}$	18.607	0.046	3607.5	154.2
57472.469	$r_{P1}$	18.835	0.058	2925.1	157.5
57474.363	$r_{P1}$	19.040	0.046	2421.5	102.3
57474.375	$r_{P1}$	19.075	0.043	2343.8	93.7
57477.293	$r_{P1}$	19.214	0.076	2062.8	144.9
57482.438	$r_{P1}$	19.643	0.106	1388.9	136.2
57482.438	$r_{P1}$	19.643	0.106	1388.9	136.2
57488.297	$r_{P1}$	19.742	0.098	1268.0	114.0

Table 2 (cont'd)

MJD	Filter	Magnitude <sup>1</sup>	Uncertainty	Flux <sup>2</sup>	Uncertainty
57495.305	$r_{P1}$	20.120	0.098	895.5	80.5
57495.316	$r_{P1}$	20.244	0.110	798.5	80.6
57495.332	$r_{P1}$	20.133	0.095	885.1	77.7
57495.348	$r_{P1}$	20.433	0.151	671.0	93.6
57498.297	$r_{P1}$	>20.8		447.8	152.4
57508.348	$r_{P1}$	20.149	0.147	871.6	118.4
57523.262	$r_{P1}$	20.819	0.183	470.5	79.3
57523.273	$r_{P1}$	20.501	0.130	630.5	75.8
57523.289	$r_{P1}$	21.397	0.318	276.1	80.9
57523.301	$r_{P1}$	20.523	0.131	617.6	74.6
57467.320	$i_{P1}$	18.497	0.041	3991.1	151.3
57472.469	$i_{P1}$	18.746	0.052	3173.6	152.5
57477.293	$i_{P1}$	18.818	0.056	2970.1	152.8
57482.438	$i_{P1}$	19.015	0.068	2478.1	155.2
57488.297	$i_{P1}$	18.826	0.051	2948.5	139.3
57467.320	$z_{P1}$	19.088	0.095	2315.5	202.6
57472.473	$z_{P1}$	19.104	0.091	2281.4	191.1
57477.293	$z_{P1}$	19.193	0.111	2102.9	214.9
57482.438	$z_{P1}$	19.044	0.107	2411.9	237.1
57488.297	$z_{P1}$	18.976	0.077	2566.9	181.7
57498.297	$z_{P1}$	19.608	0.161	1434.6	213.2
2016bfc					
57467.539	$g_{P1}$	17.064	0.016	14948.0	223.5
57472.582	$g_{P1}$	17.114	0.017	14263.0	220.2
57477.602	$g_{P1}$	17.268	0.014	12382.0	161.2
57482.465	$g_{P1}$	17.592	0.023	9191.3	197.5
57490.586	$g_{P1}$	18.274	0.029	4901.4	128.9
57497.598	$g_{P1}$	18.954	0.053	2621.6	129.1
57507.520	$g_{P1}$	19.323	0.071	1865.8	122.0
57467.539	$r_{P1}$	17.238	0.016	12727.0	182.0
57472.582	$r_{P1}$	17.248	0.015	12612.0	173.1
57477.602	$r_{P1}$	17.334	0.013	11653.0	134.4
57482.465	$r_{P1}$	17.619	0.017	8958.8	138.6
57490.590	$r_{P1}$	17.914	0.019	6830.2	119.4
57497.598	$r_{P1}$	18.099	0.022	5761.2	114.5
57507.523	$r_{P1}$	18.407	0.029	4338.7	115.2
57467.539	$i_{P1}$	17.703	0.020	8293.6	155.5
57472.582	$i_{P1}$	17.913	0.022	6839.1	139.8
57477.602	$i_{P1}$	18.000	0.019	6308.4	111.8
57482.465	$i_{P1}$	18.365	0.030	4508.4	125.1
57490.590	$i_{P1}$	18.566	0.032	3746.5	110.2
57497.598	$i_{P1}$	18.371	0.028	4482.6	116.3
57507.523	$i_{P1}$	18.518	0.030	3914.0	108.5
57531.445	$i_{P1}$	19.682	0.055	1339.9	67.8
57531.457	$i_{P1}$	19.662	0.047	1365.0	58.9
57531.469	$i_{P1}$	19.763	0.050	1243.7	56.7
57531.484	$i_{P1}$	19.582	0.054	1469.9	72.6
57467.539	$z_{P1}$	17.832	0.028	7368.1	190.9
57472.582	$z_{P1}$	17.937	0.028	6688.8	171.9
57477.602	$z_{P1}$	18.116	0.030	5668.8	156.8
57482.465	$z_{P1}$	18.368	0.047	4496.7	195.4
57490.590	$z_{P1}$	18.464	0.040	4114.8	153.1
57497.598	$z_{P1}$	18.648	0.044	3473.5	140.8
57507.523	$z_{P1}$	18.687	0.051	3350.4	157.8
2016bkw					
57432.480	$g_{P1}$	18.357	0.026	4540.0	109.3
57437.500	$g_{P1}$	18.310	0.055	4742.1	240.4
57442.449	$g_{P1}$	18.579	0.074	3703.3	251.7



Table 2 (cont'd)

MJD	Filter	Magnitude <sup>1</sup>	Uncertainty	Flux <sup>2</sup>	Uncertainty
57448.383	<i>g</i> <sub>P1</sub>	18.937	0.042	2660.8	101.9
57457.504	<i>g</i> <sub>P1</sub>	19.744	0.083	1266.1	96.9
57465.355	<i>g</i> <sub>P1</sub>	20.658	0.266	545.4	133.6
57477.297	<i>g</i> <sub>P1</sub>	20.534	0.155	611.6	87.5
57414.574	<i>r</i> <sub>P1</sub>	>22.0		-38.0	51.1
57414.586	<i>r</i> <sub>P1</sub>	>22.0		40.2	50.9
57414.602	<i>r</i> <sub>P1</sub>	>22.0		127.8	53.4
57414.613	<i>r</i> <sub>P1</sub>	>22.0		45.1	52.1
57432.480	<i>r</i> <sub>P1</sub>	18.511	0.024	3941.5	87.8
57437.500	<i>r</i> <sub>P1</sub>	18.443	0.041	4194.5	159.8
57442.449	<i>r</i> <sub>P1</sub>	18.727	0.057	3230.4	168.3
57448.383	<i>r</i> <sub>P1</sub>	18.952	0.034	2624.3	81.4
57457.504	<i>r</i> <sub>P1</sub>	19.306	0.051	1894.8	88.9
57465.355	<i>r</i> <sub>P1</sub>	19.767	0.095	1239.8	108.2
57477.297	<i>r</i> <sub>P1</sub>	20.072	0.102	935.7	87.6
57495.305	<i>r</i> <sub>P1</sub>	20.793	0.151	481.9	67.0
57495.316	<i>r</i> <sub>P1</sub>	20.644	0.118	552.4	59.9
57495.332	<i>r</i> <sub>P1</sub>	20.851	0.138	456.5	57.8
57495.348	<i>r</i> <sub>P1</sub>	20.470	0.113	648.5	67.7
57432.480	<i>i</i> <sub>P1</sub>	18.971	0.035	2580.0	83.2
57437.504	<i>i</i> <sub>P1</sub>	19.055	0.066	2388.1	144.7
57439.402	<i>i</i> <sub>P1</sub>	18.991	0.057	2533.9	132.6
57439.414	<i>i</i> <sub>P1</sub>	19.007	0.089	2494.6	204.4
57439.426	<i>i</i> <sub>P1</sub>	19.059	0.047	2379.4	103.4
57439.441	<i>i</i> <sub>P1</sub>	19.071	0.042	2351.8	90.8
57442.453	<i>i</i> <sub>P1</sub>	19.200	0.077	2089.3	147.9
57448.383	<i>i</i> <sub>P1</sub>	19.694	0.075	1325.3	92.1
57457.504	<i>i</i> <sub>P1</sub>	19.771	0.080	1235.1	91.4
57465.355	<i>i</i> <sub>P1</sub>	19.792	0.091	1210.6	101.5
57477.297	<i>i</i> <sub>P1</sub>	20.426	0.164	675.4	101.9
57432.480	<i>z</i> <sub>P1</sub>	19.079	0.050	2336.3	108.4
57437.504	<i>z</i> <sub>P1</sub>	19.144	0.092	2199.4	185.5
57442.453	<i>z</i> <sub>P1</sub>	19.574	0.147	1481.1	200.8
57448.383	<i>z</i> <sub>P1</sub>	20.304	0.213	755.7	148.0
57457.504	<i>z</i> <sub>P1</sub>	20.466	0.195	650.7	116.8
57465.359	<i>z</i> <sub>P1</sub>	19.893	0.128	1103.9	130.4
57477.297	<i>z</i> <sub>P1</sub>	20.319	0.199	745.2	136.6
2016blc					
57478.297	<i>g</i> <sub>P1</sub>	15.873	0.007	44761.0	268.8
57481.340	<i>g</i> <sub>P1</sub>	15.144	0.004	87570.0	333.4
57488.289	<i>g</i> <sub>P1</sub>	14.640	0.003	139340.0	407.8
57493.246	<i>g</i> <sub>P1</sub>	14.715	0.004	130050.0	447.8
57500.297	<i>g</i> <sub>P1</sub>	15.041	0.005	96250.0	436.2
57508.301	<i>g</i> <sub>P1</sub>	15.591	0.005	58029.0	287.4
57521.258	<i>g</i> <sub>P1</sub>	16.652	0.014	21831.0	276.7
57478.297	<i>r</i> <sub>P1</sub>	15.961	0.006	41271.0	229.7
57481.340	<i>r</i> <sub>P1</sub>	15.311	0.004	75088.0	275.7
57488.289	<i>r</i> <sub>P1</sub>	14.819	0.003	118150.0	371.9
57490.328	<i>r</i> <sub>P1</sub>	14.758	0.002	124930.0	216.3
57490.336	<i>r</i> <sub>P1</sub>	14.753	0.002	125550.0	215.2
57490.348	<i>r</i> <sub>P1</sub>	14.769	0.002	123750.0	221.0
57490.359	<i>r</i> <sub>P1</sub>	14.761	0.002	124650.0	221.1
57493.246	<i>r</i> <sub>P1</sub>	14.820	0.003	117990.0	379.9
57500.297	<i>r</i> <sub>P1</sub>	15.203	0.005	82960.0	361.3
57508.301	<i>r</i> <sub>P1</sub>	15.570	0.005	59177.0	255.7
57521.258	<i>r</i> <sub>P1</sub>	15.881	0.006	44430.0	241.4
57478.297	<i>i</i> <sub>P1</sub>	16.205	0.007	32975.0	217.9
57481.340	<i>i</i> <sub>P1</sub>	15.578	0.005	58731.0	269.8

Table 2 (cont'd)

MJD	Filter	Magnitude <sup>1</sup>	Uncertainty	Flux <sup>2</sup>	Uncertainty
57488.289	<i>i</i> <sub>P1</sub>	15.380	0.005	70466.0	303.6
57493.246	<i>i</i> <sub>P1</sub>	15.533	0.005	61211.0	289.6
57500.297	<i>i</i> <sub>P1</sub>	15.977	0.007	40674.0	264.5
57508.301	<i>i</i> <sub>P1</sub>	16.215	0.007	32664.0	200.4
57521.258	<i>i</i> <sub>P1</sub>	16.071	0.007	37285.0	232.9
57481.340	<i>z</i> <sub>P1</sub>	15.727	0.007	51207.0	312.0
57488.289	<i>z</i> <sub>P1</sub>	15.434	0.006	67031.0	362.8
57493.246	<i>z</i> <sub>P1</sub>	15.504	0.006	62835.0	364.1
57500.297	<i>z</i> <sub>P1</sub>	15.853	0.008	45586.0	337.1
57508.301	<i>z</i> <sub>P1</sub>	15.944	0.007	41900.0	282.6
57521.262	<i>z</i> <sub>P1</sub>	16.010	0.009	39437.0	323.8
2016blh					
57483.520	<i>g</i> <sub>P1</sub>	17.706	0.018	8269.5	139.0
57488.500	<i>g</i> <sub>P1</sub>	17.867	0.021	7131.6	138.9
57493.453	<i>g</i> <sub>P1</sub>	18.414	0.027	4311.2	107.2
57504.445	<i>g</i> <sub>P1</sub>	19.451	0.078	1657.9	119.0
57511.398	<i>g</i> <sub>P1</sub>	20.229	0.156	810.1	116.1
57520.379	<i>g</i> <sub>P1</sub>	20.627	0.162	561.2	84.0
57531.324	<i>g</i> <sub>P1</sub>	20.572	0.336	590.4	182.7
57464.512	<i>r</i> <sub>P1</sub>	>22.2		19.0	45.8
57464.523	<i>r</i> <sub>P1</sub>	>22.1		103.6	47.9
57464.535	<i>r</i> <sub>P1</sub>	>22.3		-83.4	40.8
57464.547	<i>r</i> <sub>P1</sub>	>22.2		28.7	44.6
57478.453	<i>r</i> <sub>P1</sub>	17.220	0.006	12938.0	73.2
57478.465	<i>r</i> <sub>P1</sub>	17.196	0.006	13237.0	76.1
57478.477	<i>r</i> <sub>P1</sub>	17.197	0.006	13223.0	67.4
57478.488	<i>r</i> <sub>P1</sub>	17.219	0.006	12957.0	69.6
57483.520	<i>r</i> <sub>P1</sub>	17.166	0.012	13603.0	150.4
57488.500	<i>r</i> <sub>P1</sub>	17.520	0.015	9817.6	138.3
57493.453	<i>r</i> <sub>P1</sub>	17.881	0.018	7042.5	114.4
57504.445	<i>r</i> <sub>P1</sub>	18.332	0.027	4647.8	115.3
57511.398	<i>r</i> <sub>P1</sub>	18.894	0.044	2769.4	112.9
57520.379	<i>r</i> <sub>P1</sub>	19.234	0.049	2025.7	92.1
57531.324	<i>r</i> <sub>P1</sub>	19.587	0.110	1463.3	148.9
57483.520	<i>i</i> <sub>P1</sub>	17.451	0.015	10458.0	139.8
57488.500	<i>i</i> <sub>P1</sub>	17.955	0.026	6578.3	157.5
57488.500	<i>i</i> <sub>P1</sub>	17.946	0.021	6630.9	130.2
57493.453	<i>i</i> <sub>P1</sub>	18.244	0.022	5037.9	104.0
57504.445	<i>i</i> <sub>P1</sub>	18.041	0.025	6076.1	138.3
57511.398	<i>i</i> <sub>P1</sub>	18.536	0.043	3852.5	152.2
57520.379	<i>i</i> <sub>P1</sub>	19.050	0.051	2398.0	112.0
57531.324	<i>i</i> <sub>P1</sub>	19.630	0.121	1406.2	156.6
57483.520	<i>z</i> <sub>P1</sub>	17.389	0.017	11074.0	178.2
57488.500	<i>z</i> <sub>P1</sub>	17.781	0.027	7722.1	188.8
57493.453	<i>z</i> <sub>P1</sub>	17.821	0.024	7441.8	165.1
57504.445	<i>z</i> <sub>P1</sub>	17.803	0.030	7567.4	206.4
57511.398	<i>z</i> <sub>P1</sub>	18.491	0.054	4013.0	200.0
57520.379	<i>z</i> <sub>P1</sub>	19.092	0.069	2308.0	146.9
57531.324	<i>z</i> <sub>P1</sub>	19.589	0.150	1460.8	201.9
2016blj					
57482.434	<i>g</i> <sub>P1</sub>	17.013	0.012	15664.0	179.0
57488.441	<i>g</i> <sub>P1</sub>	17.165	0.014	13617.0	180.8
57495.410	<i>g</i> <sub>P1</sub>	17.597	0.032	9147.5	269.0
57503.422	<i>g</i> <sub>P1</sub>	18.334	0.044	4637.5	190.1
57509.367	<i>g</i> <sub>P1</sub>	18.972	0.053	2576.6	124.7
57512.395	<i>g</i> <sub>P1</sub>	19.090	0.063	2313.0	133.8
57523.312	<i>g</i> <sub>P1</sub>	19.690	0.129	1330.7	157.6
57536.262	<i>g</i> <sub>P1</sub>	20.066	0.126	941.2	108.9

Table 2 (cont'd)

MJD	Filter	Magnitude <sup>1</sup>	Uncertainty	Flux <sup>2</sup>	Uncertainty
57482.434	$r_{P1}$	16.926	0.011	16962.0	167.2
57488.441	$r_{P1}$	17.060	0.012	14993.0	159.7
57495.410	$r_{P1}$	17.419	0.022	10779.0	219.9
57503.422	$r_{P1}$	17.702	0.021	8300.2	158.5
57509.367	$r_{P1}$	17.924	0.022	6764.2	138.8
57512.395	$r_{P1}$	18.073	0.024	5901.7	132.1
57523.316	$r_{P1}$	18.616	0.040	3579.2	133.2
57536.262	$r_{P1}$	19.176	0.051	2136.5	100.2
57482.434	$i_{P1}$	17.412	0.016	10843.0	163.7
57488.441	$i_{P1}$	17.625	0.017	8916.2	143.5
57495.410	$i_{P1}$	18.093	0.037	5790.4	199.1
57503.422	$i_{P1}$	18.141	0.028	5543.3	143.5
57505.375	$i_{P1}$	17.960	0.014	6547.3	82.2
57505.387	$i_{P1}$	17.909	0.013	6863.4	84.6
57505.395	$i_{P1}$	18.115	0.017	5677.1	87.4
57509.367	$i_{P1}$	17.918	0.025	6806.0	154.4
57512.395	$i_{P1}$	18.032	0.031	6127.9	173.0
57523.316	$i_{P1}$	18.723	0.043	3241.4	129.0
57523.352	$i_{P1}$	18.822	0.029	2960.1	80.3
57536.262	$i_{P1}$	19.296	0.066	1912.4	116.7
57495.410	$z_{P1}$	17.834	0.043	7354.1	289.9
57503.422	$z_{P1}$	17.971	0.030	6479.0	181.6
57509.367	$z_{P1}$	17.925	0.035	6763.8	217.5
57512.395	$z_{P1}$	17.978	0.044	6436.1	263.7
57523.316	$z_{P1}$	18.643	0.066	3488.6	213.4
57536.266	$z_{P1}$	19.408	0.105	1725.6	167.5
2016blm					
57483.574	$g_{P1}$	17.444	0.013	10528.0	127.7
57488.527	$g_{P1}$	17.660	0.016	8629.9	129.2
57492.496	$g_{P1}$	17.859	0.025	7186.0	164.5
57498.578	$g_{P1}$	18.711	0.068	3278.0	205.5
57513.453	$g_{P1}$	19.804	0.064	1198.0	70.2
57523.410	$g_{P1}$	20.504	0.208	628.7	120.7
57478.559	$r_{P1}$	17.397	0.007	10992.0	74.6
57478.570	$r_{P1}$	17.390	0.007	11068.0	73.1
57478.582	$r_{P1}$	17.405	0.007	10919.0	72.8
57478.594	$r_{P1}$	17.381	0.007	11161.0	73.5
57483.574	$r_{P1}$	17.301	0.011	12012.0	125.9
57488.527	$r_{P1}$	17.413	0.012	10835.0	119.6
57492.496	$r_{P1}$	17.617	0.015	8977.8	127.5
57494.496	$r_{P1}$	17.773	0.011	7780.3	76.3
57494.512	$r_{P1}$	17.760	0.010	7870.9	75.1
57494.523	$r_{P1}$	17.765	0.010	7831.4	69.6
57494.535	$r_{P1}$	17.787	0.009	7674.8	61.6
57498.578	$r_{P1}$	17.884	0.026	7021.5	170.1
57505.480	$r_{P1}$	18.030	0.025	6140.3	141.2
57513.453	$r_{P1}$	18.477	0.020	4067.9	76.4
57523.410	$r_{P1}$	18.953	0.042	2623.3	100.3
57483.574	$i_{P1}$	17.754	0.016	7914.1	115.0
57488.527	$i_{P1}$	17.941	0.017	6661.0	106.5
57492.496	$i_{P1}$	18.353	0.026	4560.0	110.5
57498.578	$i_{P1}$	18.364	0.043	4513.1	178.5
57505.480	$i_{P1}$	18.160	0.028	5444.6	140.4
57513.453	$i_{P1}$	18.387	0.023	4416.0	95.5
57523.410	$i_{P1}$	19.014	0.044	2480.8	101.3
57483.574	$z_{P1}$	17.758	0.022	7881.5	160.4
57488.531	$z_{P1}$	17.956	0.022	6572.5	134.1
57492.496	$z_{P1}$	18.141	0.030	5538.6	153.6

Table 2 (cont'd)

MJD	Filter	Magnitude <sup>1</sup>	Uncertainty	Flux <sup>2</sup>	Uncertainty
57498.578	$z_{P1}$	18.234	0.050	5088.5	234.1
57505.484	$z_{P1}$	18.244	0.040	5041.9	187.0
57513.453	$z_{P1}$	18.298	0.027	4796.9	120.0
57523.410	$z_{P1}$	19.111	0.074	2267.9	155.4
2016bln					
57487.379	$g_{P1}$	17.127	0.012	14097.0	158.3
57492.387	$g_{P1}$	16.147	0.007	34772.0	228.8
57502.371	$g_{P1}$	15.954	0.008	41546.0	321.7
57509.363	$g_{P1}$	16.232	0.007	32164.0	217.9
57514.348	$g_{P1}$	16.522	0.009	24618.0	193.2
57514.352	$g_{P1}$	16.597	0.008	22962.0	165.7
57523.312	$g_{P1}$	17.225	0.014	12883.0	165.9
57531.270	$g_{P1}$	17.922	0.031	6781.5	196.2
57487.379	$r_{P1}$	17.202	0.011	13154.0	139.3
57490.371	$r_{P1}$	16.506	0.005	24972.0	104.4
57490.383	$r_{P1}$	16.500	0.004	25108.0	98.3
57490.395	$r_{P1}$	16.504	0.004	25034.0	101.4
57490.406	$r_{P1}$	16.544	0.004	24129.0	98.2
57492.387	$r_{P1}$	16.284	0.006	30648.0	180.3
57502.371	$r_{P1}$	15.945	0.006	41886.0	247.8
57509.363	$r_{P1}$	16.268	0.007	31095.0	190.8
57514.348	$r_{P1}$	16.573	0.012	23494.0	248.9
57514.352	$r_{P1}$	16.644	0.007	21995.0	146.7
57523.312	$r_{P1}$	16.690	0.009	21080.0	173.4
57531.270	$r_{P1}$	16.962	0.013	16421.0	192.8
57487.379	$i_{P1}$	17.425	0.014	10720.0	137.6
57492.387	$i_{P1}$	16.572	0.008	23512.0	180.2
57502.375	$i_{P1}$	16.613	0.010	22645.0	202.7
57509.363	$i_{P1}$	17.001	0.011	15834.0	154.2
57514.348	$i_{P1}$	17.344	0.013	11543.0	140.3
57514.352	$i_{P1}$	17.390	0.012	11066.0	124.5
57523.312	$i_{P1}$	17.083	0.012	14678.0	157.8
57530.406	$i_{P1}$	17.063	0.012	14962.0	159.2
57531.270	$i_{P1}$	17.066	0.014	14911.0	189.8
57487.379	$z_{P1}$	17.538	0.020	9653.0	180.0
57492.387	$z_{P1}$	16.750	0.012	19960.0	217.8
57502.375	$z_{P1}$	16.595	0.012	23014.0	257.0
57509.363	$z_{P1}$	16.919	0.014	17072.0	215.5
57514.348	$z_{P1}$	17.076	0.021	14783.0	281.0
57514.352	$z_{P1}$	17.105	0.014	14393.0	183.0
57523.312	$z_{P1}$	16.905	0.014	17291.0	224.8
57531.273	$z_{P1}$	17.012	0.018	15670.0	256.6
2016bmc					
57494.578	$g_{P1}$	17.329	0.016	11711.0	174.8
57498.598	$g_{P1}$	17.570	0.022	9379.3	192.2
57503.586	$g_{P1}$	18.119	0.035	5655.6	180.8
57508.605	$g_{P1}$	18.784	0.046	3063.8	129.8
57514.566	$g_{P1}$	19.358	0.068	1807.1	114.0
57523.543	$g_{P1}$	20.008	0.113	992.3	103.0
57494.578	$r_{P1}$	17.155	0.013	13741.0	170.0
57498.598	$r_{P1}$	17.384	0.016	11125.0	168.4
57503.590	$r_{P1}$	17.488	0.020	10114.0	181.9
57508.605	$r_{P1}$	17.686	0.018	8426.1	141.4
57514.566	$r_{P1}$	18.065	0.026	5942.3	142.8
57523.543	$r_{P1}$	18.707	0.040	3288.8	121.9
57535.570	$r_{P1}$	19.140	0.064	2208.5	129.2
57494.582	$i_{P1}$	17.746	0.021	7971.8	155.3
57498.598	$i_{P1}$	18.105	0.033	5730.3	172.7

Table 2 (cont'd)

MJD	Filter	Magnitude <sup>1</sup>	Uncertainty	Flux <sup>2</sup>	Uncertainty
57503.590	<i>i</i> <sub>P1</sub>	17.929	0.028	6735.4	173.1
57508.605	<i>i</i> <sub>P1</sub>	17.820	0.023	7446.0	154.7
57514.566	<i>i</i> <sub>P1</sub>	18.102	0.031	5745.3	163.4
57523.543	<i>i</i> <sub>P1</sub>	18.791	0.052	3046.3	145.4
57535.570	<i>i</i> <sub>P1</sub>	19.728	0.126	1285.0	149.7
57477.645	<i>z</i> <sub>P1</sub>	18.406	0.035	4340.2	141.7
57477.652	<i>z</i> <sub>P1</sub>	18.221	0.045	5147.0	214.6
57494.582	<i>z</i> <sub>P1</sub>	17.711	0.031	8232.0	236.9
57498.598	<i>z</i> <sub>P1</sub>	17.764	0.032	7840.2	234.3
57503.590	<i>z</i> <sub>P1</sub>	17.761	0.031	7863.3	227.8
57508.605	<i>z</i> <sub>P1</sub>	17.772	0.033	7781.2	234.2
57514.566	<i>z</i> <sub>P1</sub>	17.870	0.036	7109.0	235.2
57523.543	<i>z</i> <sub>P1</sub>	18.736	0.066	3203.6	195.3
57535.570	<i>z</i> <sub>P1</sub>	19.379	0.120	1772.4	196.7
2016bmh					
57494.352	<i>g</i> <sub>P1</sub>	16.742	0.016	20094.0	287.5
57498.402	<i>g</i> <sub>P1</sub>	16.488	0.014	25405.0	325.4
57503.426	<i>g</i> <sub>P1</sub>	16.502	0.013	25069.0	296.3
57508.402	<i>g</i> <sub>P1</sub>	16.722	0.012	20477.0	234.5
57520.406	<i>g</i> <sub>P1</sub>	17.424	0.023	10725.0	222.9
57528.359	<i>g</i> <sub>P1</sub>	17.984	0.056	6402.6	332.7
57528.359	<i>g</i> <sub>P1</sub>	17.984	0.056	6402.6	332.7
57540.316	<i>g</i> <sub>P1</sub>	18.743	0.056	3183.0	163.7
57543.270	<i>g</i> <sub>P1</sub>	19.058	0.064	2382.2	141.1
57494.352	<i>r</i> <sub>P1</sub>	16.630	0.013	22289.0	265.1
57498.406	<i>r</i> <sub>P1</sub>	16.416	0.010	27143.0	260.8
57503.426	<i>r</i> <sub>P1</sub>	16.358	0.009	28635.0	241.4
57508.402	<i>r</i> <sub>P1</sub>	16.545	0.010	24097.0	214.8
57520.406	<i>r</i> <sub>P1</sub>	17.190	0.016	13308.0	194.4
57528.363	<i>r</i> <sub>P1</sub>	17.240	0.021	12704.0	246.0
57540.320	<i>r</i> <sub>P1</sub>	17.946	0.022	6628.8	134.7
57543.270	<i>r</i> <sub>P1</sub>	18.102	0.026	5741.4	136.3
57494.352	<i>i</i> <sub>P1</sub>	16.982	0.018	16112.0	260.9
57498.406	<i>i</i> <sub>P1</sub>	16.886	0.014	17596.0	220.6
57498.477	<i>i</i> <sub>P1</sub>	16.911	0.008	17202.0	133.8
57498.488	<i>i</i> <sub>P1</sub>	16.970	0.009	16298.0	130.1
57498.504	<i>i</i> <sub>P1</sub>	16.962	0.009	16418.0	142.3
57498.520	<i>i</i> <sub>P1</sub>	16.927	0.010	16951.0	154.8
57503.426	<i>i</i> <sub>P1</sub>	17.049	0.014	15154.0	195.4
57508.402	<i>i</i> <sub>P1</sub>	17.243	0.018	12667.0	209.7
57520.406	<i>i</i> <sub>P1</sub>	17.722	0.029	8153.1	216.7
57529.406	<i>i</i> <sub>P1</sub>	17.553	0.015	9520.3	135.4
57529.418	<i>i</i> <sub>P1</sub>	17.607	0.017	9065.5	138.8
57529.430	<i>i</i> <sub>P1</sub>	17.550	0.015	9547.9	134.8
57529.441	<i>i</i> <sub>P1</sub>	17.601	0.018	9111.6	154.5
57540.320	<i>i</i> <sub>P1</sub>	17.911	0.024	6846.8	150.5
57543.273	<i>i</i> <sub>P1</sub>	18.140	0.032	5544.3	161.2
57494.352	<i>z</i> <sub>P1</sub>	16.925	0.025	16983.0	395.9
57498.406	<i>z</i> <sub>P1</sub>	17.038	0.020	15307.0	287.7
57503.430	<i>z</i> <sub>P1</sub>	16.993	0.018	15951.0	269.8
57508.402	<i>z</i> <sub>P1</sub>	17.383	0.046	11140.0	468.6
57520.406	<i>z</i> <sub>P1</sub>	17.397	0.031	11000.0	311.4
57528.363	<i>z</i> <sub>P1</sub>	17.524	0.041	9780.5	373.6
57540.320	<i>z</i> <sub>P1</sub>	17.928	0.042	6744.9	260.9
57543.273	<i>z</i> <sub>P1</sub>	18.135	0.051	5569.5	259.6
2016bpb					
57481.293	<i>g</i> <sub>P1</sub>	18.241	0.021	5052.3	98.5
57488.289	<i>g</i> <sub>P1</sub>	17.985	0.023	6398.2	137.4

Table 2 (cont'd)

MJD	Filter	Magnitude <sup>1</sup>	Uncertainty	Flux <sup>2</sup>	Uncertainty
57492.336	<i>g</i> <sub>P1</sub>	18.122	0.023	5636.6	121.8
57499.348	<i>g</i> <sub>P1</sub>	18.583	0.054	3686.9	182.9
57505.250	<i>g</i> <sub>P1</sub>	19.379	0.047	1771.7	76.3
57513.258	<i>g</i> <sub>P1</sub>	20.132	0.097	885.2	79.4
57528.258	<i>g</i> <sub>P1</sub>	>20.8		149.3	157.2
57461.359	<i>r</i> <sub>P1</sub>	>22.6		5.7	31.1
57481.293	<i>r</i> <sub>P1</sub>	18.495	0.022	3998.6	80.5
57488.289	<i>r</i> <sub>P1</sub>	18.102	0.022	5742.0	117.3
57492.336	<i>r</i> <sub>P1</sub>	18.141	0.019	5538.9	99.1
57499.348	<i>r</i> <sub>P1</sub>	18.610	0.045	3597.8	147.9
57505.250	<i>r</i> <sub>P1</sub>	18.817	0.032	2972.8	87.7
57513.258	<i>r</i> <sub>P1</sub>	19.232	0.044	2028.8	82.0
57528.258	<i>r</i> <sub>P1</sub>	20.021	0.135	980.8	122.2
57481.293	<i>i</i> <sub>P1</sub>	18.634	0.026	3519.3	83.4
57488.289	<i>i</i> <sub>P1</sub>	18.575	0.034	3714.1	115.1
57492.336	<i>i</i> <sub>P1</sub>	18.631	0.028	3527.9	92.4
57499.348	<i>i</i> <sub>P1</sub>	19.346	0.076	1826.6	128.2
57505.250	<i>i</i> <sub>P1</sub>	19.221	0.044	2049.4	82.3
57513.258	<i>i</i> <sub>P1</sub>	19.042	0.042	2416.0	93.8
57528.258	<i>i</i> <sub>P1</sub>	20.126	0.128	890.8	105.1
57488.293	<i>z</i> <sub>P1</sub>	18.750	0.061	3161.1	176.9
57492.336	<i>z</i> <sub>P1</sub>	19.063	0.060	2369.3	131.8
57499.348	<i>z</i> <sub>P1</sub>	19.523	0.102	1551.9	145.3
57505.250	<i>z</i> <sub>P1</sub>	19.329	0.075	1854.9	128.0
57513.258	<i>z</i> <sub>P1</sub>	19.402	0.083	1734.1	132.0
57528.258	<i>z</i> <sub>P1</sub>	20.829	0.322	466.2	138.3
2016cby					
57508.352	<i>g</i> <sub>P1</sub>	16.789	0.010	19246.0	173.2
57512.398	<i>g</i> <sub>P1</sub>	16.835	0.018	18447.0	300.8
57520.258	<i>g</i> <sub>P1</sub>	17.059	0.015	15008.0	202.8
57525.258	<i>g</i> <sub>P1</sub>	17.381	0.024	11161.0	248.1
57536.270	<i>g</i> <sub>P1</sub>	18.208	0.028	5209.0	136.0
57538.305	<i>g</i> <sub>P1</sub>	18.513	0.035	3933.7	127.0
57551.266	<i>g</i> <sub>P1</sub>	19.182	0.067	2123.6	130.9
57508.352	<i>r</i> <sub>P1</sub>	16.796	0.009	19131.0	162.0
57512.398	<i>r</i> <sub>P1</sub>	16.702	0.012	20845.0	225.6
57520.258	<i>r</i> <sub>P1</sub>	16.975	0.013	16216.0	187.2
57525.258	<i>r</i> <sub>P1</sub>	17.255	0.017	12526.0	201.4
57536.270	<i>r</i> <sub>P1</sub>	17.482	0.015	10165.0	135.9
57538.305	<i>r</i> <sub>P1</sub>	17.647	0.016	8736.0	127.3
57551.266	<i>r</i> <sub>P1</sub>	18.172	0.026	5385.3	127.6
57508.352	<i>i</i> <sub>P1</sub>	17.167	0.012	13589.0	153.9
57512.398	<i>i</i> <sub>P1</sub>	17.172	0.019	13525.0	239.4
57520.258	<i>i</i> <sub>P1</sub>	17.499	0.019	10012.0	175.4
57525.258	<i>i</i> <sub>P1</sub>	17.961	0.037	6540.5	220.9
57536.270	<i>i</i> <sub>P1</sub>	17.820	0.019	7448.4	127.7
57538.305	<i>i</i> <sub>P1</sub>	17.930	0.019	6731.0	116.6
57551.270	<i>i</i> <sub>P1</sub>	18.123	0.027	5635.8	138.3
57512.398	<i>z</i> <sub>P1</sub>	17.269	0.031	12370.0	356.5
57520.258	<i>z</i> <sub>P1</sub>	17.508	0.026	9928.8	233.7
57525.258	<i>z</i> <sub>P1</sub>	17.647	0.042	8730.2	341.5
57536.270	<i>z</i> <sub>P1</sub>	17.615	0.022	8997.8	183.8
57538.305	<i>z</i> <sub>P1</sub>	17.708	0.022	8253.1	168.8
57551.270	<i>z</i> <sub>P1</sub>	18.124	0.037	5628.0	191.5
2016ccj					
57514.422	<i>g</i> <sub>P1</sub>	17.102	0.012	14427.0	165.8
57521.590	<i>g</i> <sub>P1</sub>	16.716	0.010	20595.0	196.9
57526.449	<i>g</i> <sub>P1</sub>	16.764	0.013	19689.0	237.0

Table 2 (cont'd)

MJD	Filter	Magnitude <sup>1</sup>	Uncertainty	Flux <sup>2</sup>	Uncertainty
57531.426	<i>g</i> <sub>P1</sub>	16.868	0.014	17902.0	224.3
57538.535	<i>g</i> <sub>P1</sub>	17.235	0.013	12763.0	157.9
57546.508	<i>g</i> <sub>P1</sub>	17.695	0.016	8358.0	123.4
57555.359	<i>g</i> <sub>P1</sub>	18.300	0.049	4785.7	216.8
57847.559	<i>g</i> <sub>P1</sub>	>21.6		-26.9	79.7
57514.422	<i>r</i> <sub>P1</sub>	17.253	0.011	12560.0	128.9
57521.590	<i>r</i> <sub>P1</sub>	16.835	0.009	18450.0	160.8
57526.449	<i>r</i> <sub>P1</sub>	16.900	0.012	17386.0	190.9
57531.426	<i>r</i> <sub>P1</sub>	16.972	0.012	16264.0	180.6
57538.535	<i>r</i> <sub>P1</sub>	17.155	0.011	13738.0	135.3
57546.508	<i>r</i> <sub>P1</sub>	17.340	0.011	11591.0	121.0
57555.359	<i>r</i> <sub>P1</sub>	17.572	0.021	9358.2	182.8
57847.559	<i>r</i> <sub>P1</sub>	>21.6		35.2	78.9
57514.422	<i>i</i> <sub>P1</sub>	17.553	0.015	9526.3	129.5
57521.590	<i>i</i> <sub>P1</sub>	17.335	0.013	11644.0	135.6
57526.449	<i>i</i> <sub>P1</sub>	17.318	0.015	11823.0	160.0
57527.418	<i>i</i> <sub>P1</sub>	17.384	0.012	11125.0	126.8
57527.430	<i>i</i> <sub>P1</sub>	17.417	0.010	10792.0	97.3
57527.441	<i>i</i> <sub>P1</sub>	17.416	0.010	10806.0	103.2
57527.453	<i>i</i> <sub>P1</sub>	17.374	0.009	11235.0	97.1
57531.426	<i>i</i> <sub>P1</sub>	17.465	0.017	10332.0	163.6
57538.535	<i>i</i> <sub>P1</sub>	17.605	0.014	9074.5	115.8
57546.508	<i>i</i> <sub>P1</sub>	17.665	0.014	8587.7	111.7
57555.359	<i>i</i> <sub>P1</sub>	17.739	0.026	8021.5	194.8
57558.457	<i>i</i> <sub>P1</sub>	17.808	0.083	7530.6	572.8
57558.469	<i>i</i> <sub>P1</sub>	17.757	0.087	7894.8	629.5
57558.484	<i>i</i> <sub>P1</sub>	17.845	0.108	7278.9	725.1
57558.496	<i>i</i> <sub>P1</sub>	17.801	0.105	7578.5	735.8
57847.559	<i>i</i> <sub>P1</sub>	>21.5		-114.5	86.3
57514.422	<i>z</i> <sub>P1</sub>	17.745	0.024	7983.3	175.7
57521.590	<i>z</i> <sub>P1</sub>	17.415	0.018	10819.0	180.1
57526.449	<i>z</i> <sub>P1</sub>	17.416	0.022	10808.0	214.8
57531.430	<i>z</i> <sub>P1</sub>	17.378	0.019	11187.0	197.0
57535.609	<i>z</i> <sub>P1</sub>	17.560	0.014	9462.3	124.9
57538.535	<i>z</i> <sub>P1</sub>	17.551	0.018	9538.1	155.4
57546.508	<i>z</i> <sub>P1</sub>	17.667	0.020	8574.3	156.1
57555.359	<i>z</i> <sub>P1</sub>	17.745	0.033	7978.6	245.5
57847.559	<i>z</i> <sub>P1</sub>	>20.8		-164.9	162.2
2016cck					
57514.562	<i>g</i> <sub>P1</sub>	17.689	0.018	8398.7	138.8
57520.527	<i>g</i> <sub>P1</sub>	18.029	0.019	6141.1	107.2
57525.496	<i>g</i> <sub>P1</sub>	18.460	0.036	4131.0	137.8
57537.438	<i>g</i> <sub>P1</sub>	19.661	0.061	1366.7	76.4
57542.461	<i>g</i> <sub>P1</sub>	19.921	0.101	1075.3	99.6
57549.477	<i>g</i> <sub>P1</sub>	20.035	0.104	968.3	92.6
57561.402	<i>g</i> <sub>P1</sub>	20.524	0.326	617.4	185.5
57514.562	<i>r</i> <sub>P1</sub>	17.598	0.015	9138.4	126.7
57520.527	<i>r</i> <sub>P1</sub>	17.991	0.018	6364.8	103.8
57525.496	<i>r</i> <sub>P1</sub>	18.143	0.021	5529.4	107.5
57537.438	<i>r</i> <sub>P1</sub>	18.609	0.027	3600.6	88.5
57542.461	<i>r</i> <sub>P1</sub>	18.789	0.033	3050.1	93.6
57549.477	<i>r</i> <sub>P1</sub>	19.111	0.043	2266.9	90.1
57561.402	<i>r</i> <sub>P1</sub>	19.683	0.122	1338.9	150.8
57563.473	<i>r</i> <sub>P1</sub>	19.689	0.076	1331.6	92.9
57563.586	<i>r</i> <sub>P1</sub>	19.811	0.103	1190.3	113.2
57499.520	<i>i</i> <sub>P1</sub>	18.506	0.018	3960.0	66.7
57499.531	<i>i</i> <sub>P1</sub>	18.571	0.019	3728.0	65.7
57499.543	<i>i</i> <sub>P1</sub>	18.513	0.017	3932.4	61.9

Table 2 (cont'd)

MJD	Filter	Magnitude <sup>1</sup>	Uncertainty	Flux <sup>2</sup>	Uncertainty
57499.559	<i>i</i> <sub>P1</sub>	18.537	0.017	3846.4	61.5
57514.562	<i>i</i> <sub>P1</sub>	18.109	0.042	5704.6	218.7
57514.566	<i>i</i> <sub>P1</sub>	18.042	0.021	6070.8	117.0
57520.527	<i>i</i> <sub>P1</sub>	18.661	0.031	3432.3	99.2
57525.496	<i>i</i> <sub>P1</sub>	18.708	0.037	3288.4	112.7
57537.438	<i>i</i> <sub>P1</sub>	18.687	0.031	3350.8	94.4
57542.465	<i>i</i> <sub>P1</sub>	18.789	0.037	3052.1	102.8
57549.477	<i>i</i> <sub>P1</sub>	19.174	0.058	2140.2	114.4
57561.402	<i>i</i> <sub>P1</sub>	19.686	0.103	1335.2	126.9
57514.562	<i>z</i> <sub>P1</sub>	17.989	0.032	6374.0	185.3
57520.527	<i>z</i> <sub>P1</sub>	18.424	0.043	4268.3	169.2
57525.496	<i>z</i> <sub>P1</sub>	18.459	0.039	4134.0	148.7
57537.438	<i>z</i> <sub>P1</sub>	18.627	0.040	3542.0	131.9
57538.613	<i>z</i> <sub>P1</sub>	18.465	0.031	4110.1	117.1
57542.465	<i>z</i> <sub>P1</sub>	18.637	0.048	3508.4	155.0
57549.480	<i>z</i> <sub>P1</sub>	19.523	0.115	1551.8	164.0
57561.402	<i>z</i> <sub>P1</sub>	20.167	0.192	857.3	151.4
2016ccz					
57523.309	<i>g</i> <sub>P1</sub>	17.299	0.015	12037.0	166.7
57527.320	<i>g</i> <sub>P1</sub>	16.259	0.011	31368.0	317.5
57536.266	<i>g</i> <sub>P1</sub>	15.328	0.005	73937.0	334.4
57538.438	<i>g</i> <sub>P1</sub>	15.281	0.005	77177.0	328.6
57543.262	<i>g</i> <sub>P1</sub>	15.390	0.005	69805.0	330.4
57555.270	<i>g</i> <sub>P1</sub>	16.361	0.009	28554.0	245.1
57566.348	<i>g</i> <sub>P1</sub>	17.302	0.013	12002.0	144.7
57523.309	<i>r</i> <sub>P1</sub>	17.312	0.013	11893.0	141.1
57527.320	<i>r</i> <sub>P1</sub>	16.376	0.009	28162.0	233.3
57535.418	<i>r</i> <sub>P1</sub>	15.389	0.002	69878.0	160.3
57535.430	<i>r</i> <sub>P1</sub>	15.377	0.002	70692.0	161.5
57535.438	<i>r</i> <sub>P1</sub>	15.381	0.003	70388.0	165.9
57535.449	<i>r</i> <sub>P1</sub>	15.383	0.003	70286.0	170.8
57536.266	<i>r</i> <sub>P1</sub>	15.460	0.004	65471.0	271.2
57538.441	<i>r</i> <sub>P1</sub>	15.331	0.004	73701.0	274.0
57543.262	<i>r</i> <sub>P1</sub>	15.322	0.004	74350.0	298.2
57549.391	<i>r</i> <sub>P1</sub>	15.686	0.003	53184.0	135.7
57549.402	<i>r</i> <sub>P1</sub>	15.706	0.003	52180.0	134.9
57549.414	<i>r</i> <sub>P1</sub>	15.674	0.003	53777.0	132.8
57549.426	<i>r</i> <sub>P1</sub>	15.697	0.003	52647.0	134.2
57555.270	<i>r</i> <sub>P1</sub>	15.882	0.007	44388.0	288.4
57566.348	<i>r</i> <sub>P1</sub>	16.206	0.006	32944.0	196.8
57523.309	<i>i</i> <sub>P1</sub>	17.583	0.016	9263.6	137.7
57527.320	<i>i</i> <sub>P1</sub>	16.580	0.010	23338.0	224.5
57536.266	<i>i</i> <sub>P1</sub>	15.820	0.006	46968.0	244.2
57538.441	<i>i</i> <sub>P1</sub>	15.817	0.005	47118.0	227.1
57543.262	<i>i</i> <sub>P1</sub>	15.931	0.006	42426.0	229.2
57555.270	<i>i</i> <sub>P1</sub>	16.299	0.009	30238.0	243.9
57558.340	<i>i</i> <sub>P1</sub>	16.351	0.005	28823.0	134.9
57558.352	<i>i</i> <sub>P1</sub>	16.336	0.005	29223.0	125.0
57558.363	<i>i</i> <sub>P1</sub>	16.353	0.005	28772.0	132.9
57558.375	<i>i</i> <sub>P1</sub>	16.322	0.005	29582.0	130.6
57566.348	<i>i</i> <sub>P1</sub>	16.317	0.007	29719.0	185.2
57493.625	<i>z</i> <sub>P1</sub>	>21.0		-276.4	133.2
57523.309	<i>z</i> <sub>P1</sub>	17.601	0.023	9110.6	196.1
57527.320	<i>z</i> <sub>P1</sub>	16.685	0.014	21188.0	275.3
57536.266	<i>z</i> <sub>P1</sub>	15.772	0.007	49129.0	312.4
57538.441	<i>z</i> <sub>P1</sub>	15.754	0.006	49921.0	286.6
57543.262	<i>z</i> <sub>P1</sub>	15.864	0.007	45122.0	307.3
57555.270	<i>z</i> <sub>P1</sub>	16.092	0.009	36577.0	318.3



Table 2 (cont'd)

MJD	Filter	Magnitude <sup>1</sup>	Uncertainty	Flux <sup>2</sup>	Uncertainty
57566.348	$z_{P1}$	16.280	0.009	30767.0	241.0
2016cob					
57540.316	$g_{P1}$	16.127	0.008	35405.0	254.4
57545.301	$g_{P1}$	16.257	0.008	31424.0	234.8
57550.266	$g_{P1}$	16.496	0.010	25208.0	227.4
57558.270	$g_{P1}$	17.209	0.020	13068.0	239.7
57565.336	$g_{P1}$	17.844	0.028	7281.4	185.9
57578.266	$g_{P1}$	18.589	0.056	3668.7	188.9
57586.270	$g_{P1}$	18.742	0.075	3185.7	218.9
57540.316	$r_{P1}$	16.309	0.008	29949.0	226.6
57545.301	$r_{P1}$	16.339	0.008	29140.0	207.2
57550.270	$r_{P1}$	16.651	0.010	21850.0	202.9
57558.270	$r_{P1}$	17.071	0.015	14848.0	211.9
57565.336	$r_{P1}$	17.057	0.016	15032.0	221.0
57578.270	$r_{P1}$	17.711	0.026	8230.1	196.1
57586.270	$r_{P1}$	18.175	0.046	5369.1	229.0
57540.316	$i_{P1}$	16.988	0.014	16022.0	209.9
57545.301	$i_{P1}$	17.066	0.014	14913.0	191.6
57550.270	$i_{P1}$	17.402	0.020	10944.0	199.9
57558.270	$i_{P1}$	17.559	0.023	9468.9	202.9
57565.336	$i_{P1}$	17.469	0.025	10294.0	236.0
57578.270	$i_{P1}$	17.892	0.035	6967.5	222.6
57586.270	$i_{P1}$	18.184	0.041	5324.3	203.2
57540.316	$z_{P1}$	16.949	0.019	16617.0	287.4
57545.305	$z_{P1}$	17.097	0.019	14501.0	251.4
57550.270	$z_{P1}$	17.237	0.023	12745.0	268.0
57558.270	$z_{P1}$	17.456	0.027	10412.0	259.3
57565.340	$z_{P1}$	17.311	0.032	11903.0	349.1
57578.270	$z_{P1}$	17.855	0.044	7211.4	290.4
57586.270	$z_{P1}$	18.229	0.055	5107.5	256.5
2016coj					
57538.359	$g_{P1}$	14.328	0.003	185660.0	487.1
57543.266	$g_{P1}$	13.294	0.002	481440.0	830.1
57543.270	$g_{P1}$	13.419	0.002	428990.0	709.9
57545.305	$g_{P1}$	13.282	0.002	486800.0	860.3
57551.270	$g_{P1}$	13.160	0.002	544490.0	855.0
57559.270	$g_{P1}$	13.672	0.002	339790.0	737.3
57577.273	$g_{P1}$	15.443	0.006	66483.0	355.9
57585.266	$g_{P1}$	15.700	0.008	52469.0	372.5
57538.359	$r_{P1}$	14.321	0.003	186940.0	441.0
57543.266	$r_{P1}$	13.350	0.002	457290.0	723.9
57545.305	$r_{P1}$	13.242	0.002	504980.0	880.1
57551.270	$r_{P1}$	13.186	0.002	531600.0	739.4
57559.270	$r_{P1}$	13.747	0.002	317100.0	626.5
57577.273	$r_{P1}$	14.608	0.003	143440.0	438.4
57585.266	$r_{P1}$	15.017	0.004	98429.0	386.2
57527.262	$i_{P1}$	>20.7		355.4	170.9
57527.277	$i_{P1}$	>20.7		464.3	180.8
57538.359	$i_{P1}$	14.591	0.003	145700.0	409.1
57543.266	$i_{P1}$	13.697	0.002	331900.0	643.0
57545.305	$i_{P1}$	13.697	0.002	332170.0	607.6
57551.270	$i_{P1}$	13.840	0.002	290980.0	625.1
57559.270	$i_{P1}$	14.516	0.003	156210.0	457.7
57577.273	$i_{P1}$	14.731	0.004	128100.0	449.9
57585.270	$i_{P1}$	15.161	0.005	86199.0	375.0
57538.359	$z_{P1}$	14.765	0.004	124120.0	483.7
57543.266	$z_{P1}$	13.871	0.003	282860.0	737.6
57543.270	$z_{P1}$	13.884	0.003	279570.0	720.0

Table 2 (cont'd)

MJD	Filter	Magnitude <sup>1</sup>	Uncertainty	Flux <sup>2</sup>	Uncertainty
57545.305	$z_{P1}$	13.769	0.003	310610.0	761.0
57551.270	$z_{P1}$	13.849	0.003	288670.0	691.9
57559.270	$z_{P1}$	14.136	0.003	221680.0	633.5
57577.273	$z_{P1}$	14.594	0.004	145410.0	568.7
57585.258	$z_{P1}$	15.205	0.005	82815.0	356.4
57585.270	$z_{P1}$	15.182	0.006	84587.0	466.8
57586.258	$z_{P1}$	15.316	0.004	74716.0	306.1
2016cor					
57540.418	$g_{P1}$	18.386	0.056	4422.7	227.6
57541.438	$g_{P1}$	18.311	0.023	4739.0	100.6
57545.336	$g_{P1}$	18.294	0.026	4813.1	116.9
57550.312	$g_{P1}$	18.698	0.037	3315.9	111.8
57558.273	$g_{P1}$	19.251	0.096	1993.0	176.6
57565.391	$g_{P1}$	19.906	0.159	1090.9	159.3
57580.414	$g_{P1}$	21.034	0.183	385.8	65.2
57587.332	$g_{P1}$	>20.1		70.9	306.3
57540.422	$r_{P1}$	18.226	0.032	5125.5	150.3
57541.441	$r_{P1}$	18.155	0.021	5469.5	104.4
57545.336	$r_{P1}$	18.190	0.020	5297.0	97.6
57549.305	$r_{P1}$	18.357	0.012	4542.3	49.2
57549.316	$r_{P1}$	18.355	0.011	4548.9	44.6
57549.328	$r_{P1}$	18.361	0.011	4524.9	47.0
57549.340	$r_{P1}$	18.328	0.012	4665.4	49.6
57550.312	$r_{P1}$	18.468	0.024	4098.9	92.2
57558.273	$r_{P1}$	18.871	0.050	2828.1	129.2
57565.391	$r_{P1}$	18.957	0.061	2613.6	146.3
57580.418	$r_{P1}$	19.909	0.063	1087.8	62.7
57587.332	$r_{P1}$	20.030	0.264	972.5	236.5
57541.441	$i_{P1}$	18.453	0.026	4155.8	98.5
57545.340	$i_{P1}$	18.541	0.028	3833.4	97.3
57550.316	$i_{P1}$	18.882	0.034	2800.1	88.7
57558.273	$i_{P1}$	19.099	0.057	2292.7	121.4
57565.391	$i_{P1}$	18.887	0.058	2786.3	148.3
57580.418	$i_{P1}$	19.547	0.055	1517.6	77.0
57587.332	$i_{P1}$	20.155	0.218	866.7	173.7
57541.441	$z_{P1}$	18.475	0.044	4074.2	166.0
57545.340	$z_{P1}$	18.570	0.038	3731.1	131.5
57550.316	$z_{P1}$	18.905	0.053	2742.4	134.1
57558.277	$z_{P1}$	19.120	0.077	2249.7	159.2
57565.391	$z_{P1}$	18.999	0.090	2514.7	209.2
57580.418	$z_{P1}$	19.431	0.078	1689.0	121.9
57587.332	$z_{P1}$	20.062	0.275	944.7	239.2
2016cpy					
57544.309	$g_{P1}$	16.420	0.009	27031.0	231.2
57550.266	$g_{P1}$	16.844	0.011	18293.0	188.1
57558.273	$g_{P1}$	17.496	0.024	10041.0	217.6
57566.352	$g_{P1}$	18.416	0.031	4302.2	122.5
57577.270	$g_{P1}$	19.089	0.048	2313.5	102.8
57587.324	$g_{P1}$	19.366	0.134	1793.0	221.3
57598.270	$g_{P1}$	19.411	0.110	1720.6	173.6
57544.309	$r_{P1}$	16.492	0.009	25304.0	212.7
57550.266	$r_{P1}$	16.681	0.009	21268.0	173.1
57558.273	$r_{P1}$	17.175	0.016	13491.0	203.3
57566.352	$r_{P1}$	17.409	0.014	10876.0	138.1
57577.270	$r_{P1}$	18.182	0.027	5334.5	132.6
57587.324	$r_{P1}$	18.604	0.057	3618.2	191.3
57544.309	$i_{P1}$	17.059	0.013	15006.0	180.5
57550.266	$i_{P1}$	17.446	0.015	10509.0	149.9

Table 2 (cont'd)

MJD	Filter	Magnitude <sup>1</sup>	Uncertainty	Flux <sup>2</sup>	Uncertainty
57558.273	<i>i</i> <sub>P1</sub>	17.786	0.030	7686.7	212.6
57566.352	<i>i</i> <sub>P1</sub>	17.579	0.019	9297.4	166.4
57577.270	<i>i</i> <sub>P1</sub>	18.451	0.040	4166.0	151.9
57587.324	<i>i</i> <sub>P1</sub>	18.810	0.071	2992.3	195.4
57558.273	<i>z</i> <sub>P1</sub>	17.580	0.031	9292.6	267.7
57566.352	<i>z</i> <sub>P1</sub>	17.509	0.024	9921.6	216.7
57577.270	<i>z</i> <sub>P1</sub>	18.395	0.046	4385.5	184.6
57587.324	<i>z</i> <sub>P1</sub>	19.070	0.122	2356.1	264.0
57598.258	<i>z</i> <sub>P1</sub>	19.473	0.159	1625.3	237.4
57598.273	<i>z</i> <sub>P1</sub>	19.244	0.150	2006.1	277.0
2016cuv					
57558.328	<i>g</i> <sub>P1</sub>	18.671	0.055	3400.0	172.3
57562.449	<i>g</i> <sub>P1</sub>	18.906	0.063	2739.9	157.8
57568.465	<i>g</i> <sub>P1</sub>	19.457	0.054	1649.2	82.3
57577.301	<i>g</i> <sub>P1</sub>	20.199	0.156	832.2	119.6
57585.301	<i>g</i> <sub>P1</sub>	>20.9		294.0	139.9
57598.277	<i>g</i> <sub>P1</sub>	>20.7		341.8	172.5
57558.332	<i>r</i> <sub>P1</sub>	18.734	0.041	3209.5	121.3
57562.449	<i>r</i> <sub>P1</sub>	18.799	0.042	3021.5	117.5
57568.465	<i>r</i> <sub>P1</sub>	19.101	0.035	2288.5	73.1
57577.301	<i>r</i> <sub>P1</sub>	19.495	0.059	1592.3	86.4
57585.301	<i>r</i> <sub>P1</sub>	19.974	0.107	1024.6	100.8
57598.277	<i>r</i> <sub>P1</sub>	20.581	0.296	585.6	159.6
57558.332	<i>i</i> <sub>P1</sub>	19.164	0.050	2159.4	98.7
57562.449	<i>i</i> <sub>P1</sub>	19.279	0.056	1943.5	100.5
57568.465	<i>i</i> <sub>P1</sub>	19.717	0.064	1298.0	76.2
57577.301	<i>i</i> <sub>P1</sub>	19.831	0.085	1168.1	91.2
57585.301	<i>i</i> <sub>P1</sub>	19.771	0.091	1234.6	103.7
57598.277	<i>i</i> <sub>P1</sub>	20.461	0.302	654.0	182.0
57558.332	<i>z</i> <sub>P1</sub>	19.825	0.102	1174.4	110.8
57562.449	<i>z</i> <sub>P1</sub>	19.967	0.135	1031.2	128.0
57568.465	<i>z</i> <sub>P1</sub>	20.331	0.155	737.1	105.3
57577.301	<i>z</i> <sub>P1</sub>	20.198	0.154	833.3	118.3
57585.305	<i>z</i> <sub>P1</sub>	19.813	0.120	1188.3	131.3
57598.277	<i>z</i> <sub>P1</sub>	>20.1		679.3	292.7
2016cvn					
57558.266	<i>g</i> <sub>P1</sub>	17.162	0.020	13657.0	247.0
57562.270	<i>g</i> <sub>P1</sub>	17.296	0.017	12069.0	194.3
57568.270	<i>g</i> <sub>P1</sub>	17.638	0.018	8804.8	146.4
57577.266	<i>g</i> <sub>P1</sub>	18.377	0.039	4456.7	158.4
57586.266	<i>g</i> <sub>P1</sub>	19.062	0.090	2371.4	195.8
57600.262	<i>g</i> <sub>P1</sub>	19.721	0.118	1292.6	139.9
57558.266	<i>r</i> <sub>P1</sub>	16.165	0.008	34202.0	259.4
57562.270	<i>r</i> <sub>P1</sub>	16.298	0.009	30246.0	237.1
57568.270	<i>r</i> <sub>P1</sub>	16.646	0.009	21952.0	185.2
57577.266	<i>r</i> <sub>P1</sub>	16.843	0.011	18322.0	193.7
57586.266	<i>r</i> <sub>P1</sub>	17.288	0.017	12156.0	194.5
57600.262	<i>r</i> <sub>P1</sub>	17.860	0.023	7179.2	154.6
57558.270	<i>i</i> <sub>P1</sub>	16.358	0.009	28622.0	241.7
57562.270	<i>i</i> <sub>P1</sub>	16.525	0.010	24544.0	216.3
57568.270	<i>i</i> <sub>P1</sub>	16.899	0.011	17389.0	177.8
57577.270	<i>i</i> <sub>P1</sub>	16.660	0.011	21687.0	222.6
57586.266	<i>i</i> <sub>P1</sub>	16.896	0.013	17442.0	213.8
57600.262	<i>i</i> <sub>P1</sub>	17.691	0.021	8387.5	165.1
57558.270	<i>z</i> <sub>P1</sub>	16.117	0.010	35738.0	315.6
57562.270	<i>z</i> <sub>P1</sub>	16.289	0.011	30521.0	312.1
57568.270	<i>z</i> <sub>P1</sub>	16.402	0.011	27488.0	278.8
57577.270	<i>z</i> <sub>P1</sub>	16.368	0.011	28368.0	290.6

Table 2 (cont'd)

MJD	Filter	Magnitude <sup>1</sup>	Uncertainty	Flux <sup>2</sup>	Uncertainty
57586.266	$z_{P1}$	16.514	0.013	24798.0	297.8
57600.262	$z_{P1}$	17.479	0.026	10198.0	247.0
2016cvv					
57559.465	$g_{P1}$	17.696	0.032	8346.3	242.3
57566.457	$g_{P1}$	17.892	0.023	6967.0	146.8
57580.410	$g_{P1}$	18.904	0.034	2743.9	84.8
57586.434	$g_{P1}$	19.279	0.077	1942.7	137.8
57600.316	$g_{P1}$	20.103	0.111	909.7	93.0
57619.445	$g_{P1}$	20.406	0.272	688.2	172.3
57559.465	$r_{P1}$	17.542	0.023	9624.4	203.3
57566.457	$r_{P1}$	17.725	0.017	8126.4	126.4
57580.410	$r_{P1}$	18.200	0.020	5249.4	94.5
57586.434	$r_{P1}$	18.309	0.029	4744.7	126.0
57600.316	$r_{P1}$	19.231	0.046	2030.3	85.5
57609.348	$r_{P1}$	19.467	0.058	1633.5	87.2
57619.449	$r_{P1}$	19.505	0.079	1577.0	114.8
57559.465	$i_{P1}$	18.088	0.035	5819.4	189.8
57562.477	$i_{P1}$	18.092	0.012	5794.9	63.3
57562.488	$i_{P1}$	18.118	0.014	5660.4	74.0
57562.500	$i_{P1}$	18.140	0.014	5547.7	70.7
57562.512	$i_{P1}$	18.126	0.013	5616.8	68.7
57566.461	$i_{P1}$	18.324	0.027	4682.5	118.4
57580.410	$i_{P1}$	18.644	0.026	3486.2	84.6
57586.434	$i_{P1}$	18.621	0.032	3561.7	104.5
57591.441	$i_{P1}$	18.618	0.024	3570.5	79.5
57591.453	$i_{P1}$	18.584	0.020	3685.0	68.3
57591.465	$i_{P1}$	18.650	0.026	3467.4	83.4
57591.480	$i_{P1}$	18.659	0.022	3438.9	69.5
57600.316	$i_{P1}$	19.131	0.042	2225.5	85.9
57609.348	$i_{P1}$	19.538	0.068	1530.2	95.5
57616.398	$i_{P1}$	19.922	0.053	1074.1	52.6
57616.410	$i_{P1}$	19.958	0.058	1039.1	55.4
57616.426	$i_{P1}$	19.925	0.062	1071.7	61.6
57616.438	$i_{P1}$	19.928	0.052	1068.9	50.9
57619.449	$i_{P1}$	20.036	0.121	967.6	107.7
57532.605	$z_{P1}$	>21.3		204.8	97.3
57559.469	$z_{P1}$	18.052	0.046	6014.9	255.8
57566.461	$z_{P1}$	18.286	0.034	4848.9	150.3
57580.410	$z_{P1}$	18.674	0.039	3391.8	121.5
57586.434	$z_{P1}$	18.577	0.041	3709.0	141.7
57600.316	$z_{P1}$	19.207	0.058	2076.5	110.6
57609.348	$z_{P1}$	19.839	0.139	1160.3	148.8
57619.449	$z_{P1}$	20.205	0.199	828.0	151.6
2016cvw					
57561.574	$g_{P1}$	17.502	0.026	9980.0	236.0
57568.520	$g_{P1}$	17.792	0.019	7640.2	132.3
57574.570	$g_{P1}$	18.467	0.029	4104.8	110.2
57580.504	$g_{P1}$	19.193	0.041	2103.7	79.9
57586.488	$g_{P1}$	19.819	0.126	1181.4	137.2
57599.488	$g_{P1}$	20.163	0.146	860.7	115.4
57606.527	$g_{P1}$	20.302	0.116	757.5	80.6
57613.383	$g_{P1}$	20.871	0.189	448.2	78.1
57561.574	$r_{P1}$	17.362	0.017	11357.0	176.2
57568.520	$r_{P1}$	17.683	0.015	8445.3	116.4
57574.570	$r_{P1}$	18.013	0.019	6236.0	109.3
57580.504	$r_{P1}$	18.274	0.021	4903.1	93.3
57586.488	$r_{P1}$	18.638	0.034	3505.1	108.3
57599.488	$r_{P1}$	19.478	0.063	1616.8	94.1

Table 2 (cont'd)

MJD	Filter	Magnitude <sup>1</sup>	Uncertainty	Flux <sup>2</sup>	Uncertainty
57606.531	<i>r</i> <sub>P1</sub>	19.549	0.055	1515.5	77.1
57613.383	<i>r</i> <sub>P1</sub>	19.817	0.064	1184.1	69.9
57561.578	<i>i</i> <sub>P1</sub>	17.857	0.025	7198.5	164.9
57568.520	<i>i</i> <sub>P1</sub>	18.382	0.027	4437.1	110.7
57574.570	<i>i</i> <sub>P1</sub>	18.525	0.028	3890.7	99.5
57580.504	<i>i</i> <sub>P1</sub>	18.338	0.024	4620.4	102.4
57586.445	<i>i</i> <sub>P1</sub>	18.638	0.019	3507.4	60.4
57586.445	<i>i</i> <sub>P1</sub>	18.731	0.021	3217.2	63.4
57586.457	<i>i</i> <sub>P1</sub>	18.632	0.018	3526.8	59.1
57586.457	<i>i</i> <sub>P1</sub>	18.734	0.020	3209.0	60.2
57586.469	<i>i</i> <sub>P1</sub>	18.588	0.017	3671.0	57.3
57586.473	<i>i</i> <sub>P1</sub>	18.767	0.021	3113.5	61.2
57586.480	<i>i</i> <sub>P1</sub>	18.633	0.018	3522.6	57.8
57586.484	<i>i</i> <sub>P1</sub>	18.771	0.021	3101.7	58.9
57586.488	<i>i</i> <sub>P1</sub>	18.601	0.032	3626.3	106.0
57599.488	<i>i</i> <sub>P1</sub>	19.536	0.069	1533.8	96.8
57606.531	<i>i</i> <sub>P1</sub>	19.889	0.084	1108.1	85.9
57613.383	<i>i</i> <sub>P1</sub>	20.242	0.112	800.0	82.5
57561.578	<i>z</i> <sub>P1</sub>	17.943	0.034	6649.2	207.3
57568.520	<i>z</i> <sub>P1</sub>	18.201	0.036	5245.1	171.7
57574.570	<i>z</i> <sub>P1</sub>	18.494	0.048	4004.6	175.8
57580.504	<i>z</i> <sub>P1</sub>	18.325	0.033	4676.2	143.1
57586.488	<i>z</i> <sub>P1</sub>	18.775	0.047	3091.6	133.8
57599.488	<i>z</i> <sub>P1</sub>	19.801	0.149	1201.5	165.1
57606.531	<i>z</i> <sub>P1</sub>	20.019	0.130	982.7	118.1
57613.383	<i>z</i> <sub>P1</sub>	20.495	0.217	633.6	126.6
2016cxb					
57566.461	<i>g</i> <sub>P1</sub>	16.583	0.011	23260.0	244.0
57574.566	<i>g</i> <sub>P1</sub>	16.875	0.010	17788.0	170.2
57575.461	<i>g</i> <sub>P1</sub>	16.947	0.012	16643.0	181.8
57578.477	<i>g</i> <sub>P1</sub>	17.129	0.011	14075.0	138.6
57580.414	<i>g</i> <sub>P1</sub>	17.251	0.013	12583.0	155.9
57586.438	<i>g</i> <sub>P1</sub>	17.785	0.025	7691.7	178.3
57586.438	<i>g</i> <sub>P1</sub>	17.791	0.025	7652.0	173.2
57597.523	<i>g</i> <sub>P1</sub>	18.634	0.040	3518.8	130.1
57597.527	<i>g</i> <sub>P1</sub>	18.655	0.040	3452.2	127.9
57606.469	<i>g</i> <sub>P1</sub>	19.029	0.034	2446.0	77.4
57616.387	<i>g</i> <sub>P1</sub>	19.346	0.073	1826.7	123.4
57622.301	<i>g</i> <sub>P1</sub>	19.332	0.050	1849.3	86.0
57566.461	<i>r</i> <sub>P1</sub>	16.598	0.009	22945.0	191.9
57574.566	<i>r</i> <sub>P1</sub>	16.920	0.009	17061.0	145.2
57575.461	<i>r</i> <sub>P1</sub>	17.024	0.010	15508.0	143.1
57578.477	<i>r</i> <sub>P1</sub>	17.237	0.012	12736.0	142.5
57580.414	<i>r</i> <sub>P1</sub>	17.291	0.011	12127.0	127.2
57586.438	<i>r</i> <sub>P1</sub>	17.417	0.015	10794.0	150.8
57597.523	<i>r</i> <sub>P1</sub>	17.752	0.018	7931.7	128.3
57597.527	<i>r</i> <sub>P1</sub>	17.753	0.017	7922.4	125.2
57606.469	<i>r</i> <sub>P1</sub>	18.244	0.019	5038.4	89.4
57609.371	<i>r</i> <sub>P1</sub>	18.279	0.011	4879.4	50.9
57609.383	<i>r</i> <sub>P1</sub>	18.269	0.011	4924.7	49.6
57609.395	<i>r</i> <sub>P1</sub>	18.247	0.011	5024.2	50.6
57609.406	<i>r</i> <sub>P1</sub>	18.195	0.014	5273.9	66.9
57616.391	<i>r</i> <sub>P1</sub>	18.611	0.031	3593.4	101.8
57622.301	<i>r</i> <sub>P1</sub>	18.716	0.026	3262.0	79.3
57558.508	<i>i</i> <sub>P1</sub>	17.169	0.007	13562.0	92.7
57558.520	<i>i</i> <sub>P1</sub>	17.149	0.007	13821.0	87.9
57558.531	<i>i</i> <sub>P1</sub>	17.146	0.007	13860.0	89.1
57558.543	<i>i</i> <sub>P1</sub>	17.139	0.007	13947.0	92.5

Table 2 (cont'd)

MJD	Filter	Magnitude <sup>1</sup>	Uncertainty	Flux <sup>2</sup>	Uncertainty
57566.461	<i>i</i> <sub>P1</sub>	17.204	0.015	13137.0	177.3
57574.566	<i>i</i> <sub>P1</sub>	17.609	0.015	9042.6	122.2
57575.461	<i>i</i> <sub>P1</sub>	17.693	0.016	8370.0	122.6
57578.477	<i>i</i> <sub>P1</sub>	17.976	0.020	6452.7	119.8
57580.414	<i>i</i> <sub>P1</sub>	18.029	0.019	6142.8	106.3
57586.438	<i>i</i> <sub>P1</sub>	18.000	0.021	6311.5	123.7
57597.523	<i>i</i> <sub>P1</sub>	17.799	0.019	7589.7	134.8
57597.527	<i>i</i> <sub>P1</sub>	17.844	0.020	7282.4	137.4
57606.469	<i>i</i> <sub>P1</sub>	18.350	0.021	4570.5	88.8
57616.391	<i>i</i> <sub>P1</sub>	18.882	0.039	2799.7	99.6
57622.301	<i>i</i> <sub>P1</sub>	19.049	0.036	2400.2	80.4
57566.461	<i>z</i> <sub>P1</sub>	17.131	0.020	14052.0	256.8
57574.566	<i>z</i> <sub>P1</sub>	17.576	0.019	9327.0	163.9
57575.461	<i>z</i> <sub>P1</sub>	17.679	0.021	8478.2	164.7
57578.477	<i>z</i> <sub>P1</sub>	17.778	0.021	7744.5	148.7
57580.414	<i>z</i> <sub>P1</sub>	17.775	0.022	7759.3	158.7
57586.438	<i>z</i> <sub>P1</sub>	17.801	0.024	7575.7	165.8
57597.523	<i>z</i> <sub>P1</sub>	17.810	0.025	7519.5	173.1
57597.527	<i>z</i> <sub>P1</sub>	17.827	0.027	7397.7	183.3
57606.469	<i>z</i> <sub>P1</sub>	18.314	0.029	4725.6	126.4
57616.391	<i>z</i> <sub>P1</sub>	18.892	0.052	2774.5	133.1
57622.301	<i>z</i> <sub>P1</sub>	19.212	0.059	2067.0	112.4
2016cyt					
57566.461	<i>g</i> <sub>P1</sub>	20.396	0.307	694.3	196.4
57574.566	<i>g</i> <sub>P1</sub>	16.993	0.011	15952.0	154.8
57575.461	<i>g</i> <sub>P1</sub>	16.863	0.011	17977.0	179.7
57578.477	<i>g</i> <sub>P1</sub>	16.584	0.009	23244.0	185.5
57580.410	<i>g</i> <sub>P1</sub>	16.592	0.009	23083.0	198.0
57585.418	<i>g</i> <sub>P1</sub>	16.732	0.011	20285.0	209.3
57586.438	<i>g</i> <sub>P1</sub>	16.803	0.013	18995.0	222.0
57597.523	<i>g</i> <sub>P1</sub>	17.855	0.022	7210.6	148.7
57597.527	<i>g</i> <sub>P1</sub>	17.898	0.023	6933.9	144.9
57602.402	<i>g</i> <sub>P1</sub>	18.510	0.026	3943.9	93.5
57606.469	<i>g</i> <sub>P1</sub>	18.952	0.036	2624.4	87.1
57610.375	<i>g</i> <sub>P1</sub>	19.103	0.045	2283.7	94.1
57622.301	<i>g</i> <sub>P1</sub>	19.464	0.062	1638.9	93.7
57566.461	<i>r</i> <sub>P1</sub>	20.194	0.167	836.5	129.0
57574.566	<i>r</i> <sub>P1</sub>	17.094	0.010	14536.0	136.8
57575.461	<i>r</i> <sub>P1</sub>	16.886	0.010	17600.0	154.4
57578.477	<i>r</i> <sub>P1</sub>	16.678	0.008	21325.0	166.3
57580.410	<i>r</i> <sub>P1</sub>	16.626	0.008	22360.0	164.5
57585.418	<i>r</i> <sub>P1</sub>	16.721	0.009	20491.0	179.2
57586.438	<i>r</i> <sub>P1</sub>	16.794	0.010	19156.0	178.1
57597.523	<i>r</i> <sub>P1</sub>	17.358	0.014	11396.0	145.9
57597.527	<i>r</i> <sub>P1</sub>	17.436	0.014	10607.0	140.5
57602.402	<i>r</i> <sub>P1</sub>	17.570	0.013	9377.9	110.7
57606.469	<i>r</i> <sub>P1</sub>	17.822	0.015	7430.6	105.3
57609.371	<i>r</i> <sub>P1</sub>	18.086	0.010	5827.1	55.7
57609.383	<i>r</i> <sub>P1</sub>	18.082	0.010	5852.5	55.5
57609.395	<i>r</i> <sub>P1</sub>	18.096	0.011	5777.6	56.9
57609.406	<i>r</i> <sub>P1</sub>	18.117	0.015	5666.5	76.3
57610.375	<i>r</i> <sub>P1</sub>	18.073	0.019	5898.7	104.1
57622.301	<i>r</i> <sub>P1</sub>	18.591	0.027	3659.8	90.7
57558.508	<i>i</i> <sub>P1</sub>	>21.8		1.9	61.4
57558.531	<i>i</i> <sub>P1</sub>	>21.9		48.2	58.4
57558.543	<i>i</i> <sub>P1</sub>	>21.8		29.1	61.9
57566.461	<i>i</i> <sub>P1</sub>	20.250	0.248	794.7	181.4
57574.566	<i>i</i> <sub>P1</sub>	17.291	0.014	12124.0	161.1

Table 2 (cont'd)

MJD	Filter	Magnitude <sup>1</sup>	Uncertainty	Flux <sup>2</sup>	Uncertainty
57575.461	<i>i</i> <sub>P1</sub>	17.096	0.011	14504.0	148.3
57578.477	<i>i</i> <sub>P1</sub>	17.047	0.011	15180.0	159.9
57580.410	<i>i</i> <sub>P1</sub>	17.207	0.011	13096.0	138.1
57585.418	<i>i</i> <sub>P1</sub>	17.295	0.013	12076.0	147.5
57586.438	<i>i</i> <sub>P1</sub>	17.398	0.015	10985.0	152.4
57597.523	<i>i</i> <sub>P1</sub>	17.747	0.020	7962.5	145.1
57597.527	<i>i</i> <sub>P1</sub>	17.730	0.019	8093.8	143.5
57602.402	<i>i</i> <sub>P1</sub>	17.653	0.015	8688.6	123.2
57606.469	<i>i</i> <sub>P1</sub>	17.829	0.017	7383.5	117.3
57610.375	<i>i</i> <sub>P1</sub>	18.112	0.020	5691.6	106.7
57622.301	<i>i</i> <sub>P1</sub>	18.831	0.034	2933.8	90.9
57566.461	<i>z</i> <sub>P1</sub>	>20.5		616.5	219.1
57574.566	<i>z</i> <sub>P1</sub>	17.383	0.021	11141.0	215.8
57575.461	<i>z</i> <sub>P1</sub>	17.292	0.016	12106.0	179.2
57578.477	<i>z</i> <sub>P1</sub>	17.105	0.014	14386.0	186.6
57580.410	<i>z</i> <sub>P1</sub>	17.188	0.015	13331.0	185.4
57585.418	<i>z</i> <sub>P1</sub>	17.374	0.018	11230.0	183.9
57586.438	<i>z</i> <sub>P1</sub>	17.429	0.020	10672.0	196.6
57597.523	<i>z</i> <sub>P1</sub>	17.586	0.023	9239.1	197.5
57597.527	<i>z</i> <sub>P1</sub>	17.616	0.025	8989.2	206.9
57602.402	<i>z</i> <sub>P1</sub>	17.575	0.021	9333.6	179.1
57606.469	<i>z</i> <sub>P1</sub>	17.784	0.022	7701.4	153.3
57610.375	<i>z</i> <sub>P1</sub>	18.168	0.030	5406.4	148.1
57622.301	<i>z</i> <sub>P1</sub>	19.006	0.055	2498.4	126.2
2016czc					
57581.273	<i>g</i> <sub>P1</sub>	17.109	0.013	14334.0	176.2
57585.297	<i>g</i> <sub>P1</sub>	17.202	0.018	13157.0	212.5
57591.266	<i>g</i> <sub>P1</sub>	17.401	0.013	10957.0	130.1
57598.270	<i>g</i> <sub>P1</sub>	18.042	0.029	6072.3	161.7
57609.258	<i>g</i> <sub>P1</sub>	18.809	0.042	2993.9	115.8
57618.250	<i>g</i> <sub>P1</sub>	20.082	0.327	926.9	279.1
57630.277	<i>g</i> <sub>P1</sub>	20.178	0.136	848.4	106.2
57581.273	<i>r</i> <sub>P1</sub>	17.307	0.013	11941.0	138.9
57585.297	<i>r</i> <sub>P1</sub>	17.305	0.015	11970.0	170.7
57591.266	<i>r</i> <sub>P1</sub>	17.420	0.012	10769.0	118.5
57598.270	<i>r</i> <sub>P1</sub>	17.929	0.024	6737.7	151.2
57609.258	<i>r</i> <sub>P1</sub>	18.335	0.028	4632.5	118.9
57618.254	<i>r</i> <sub>P1</sub>	18.504	0.050	3966.4	182.9
57630.281	<i>r</i> <sub>P1</sub>	19.072	0.047	2350.4	101.3
57581.273	<i>i</i> <sub>P1</sub>	17.935	0.019	6700.1	120.1
57585.297	<i>i</i> <sub>P1</sub>	18.085	0.032	5837.0	172.3
57591.266	<i>i</i> <sub>P1</sub>	18.175	0.021	5369.5	103.0
57598.270	<i>i</i> <sub>P1</sub>	18.717	0.050	3259.9	149.6
57609.258	<i>i</i> <sub>P1</sub>	18.571	0.031	3729.0	106.0
57618.254	<i>i</i> <sub>P1</sub>	18.541	0.047	3834.4	166.1
57630.281	<i>i</i> <sub>P1</sub>	19.296	0.064	1911.9	112.2
57581.273	<i>z</i> <sub>P1</sub>	18.012	0.027	6238.5	154.2
57585.297	<i>z</i> <sub>P1</sub>	18.136	0.042	5565.0	215.7
57591.270	<i>z</i> <sub>P1</sub>	18.306	0.034	4759.0	148.4
57598.270	<i>z</i> <sub>P1</sub>	19.068	0.095	2360.0	206.7
57609.258	<i>z</i> <sub>P1</sub>	18.953	0.051	2623.1	123.8
57618.254	<i>z</i> <sub>P1</sub>	19.035	0.086	2431.6	191.8
57630.281	<i>z</i> <sub>P1</sub>	19.372	0.121	1782.4	199.1
2016dxe					
57490.445	<i>g</i> <sub>P1</sub>	18.305	0.026	4764.4	115.4
57494.461	<i>g</i> <sub>P1</sub>	18.269	0.030	4924.2	136.1
57498.574	<i>g</i> <sub>P1</sub>	18.616	0.060	3577.4	198.9
57505.574	<i>g</i> <sub>P1</sub>	19.063	0.078	2371.2	170.9

Table 2 (cont'd)

MJD	Filter	Magnitude <sup>1</sup>	Uncertainty	Flux <sup>2</sup>	Uncertainty
57512.426	<i>g</i> <sub>P1</sub>	19.574	0.064	1480.7	87.9
57513.406	<i>g</i> <sub>P1</sub>	19.996	0.074	1003.7	68.7
57523.414	<i>g</i> <sub>P1</sub>	20.773	0.260	490.9	117.6
57537.375	<i>g</i> <sub>P1</sub>	20.940	0.198	420.8	76.8
57541.441	<i>g</i> <sub>P1</sub>	20.744	0.224	503.9	104.0
57786.633	<i>g</i> <sub>P1</sub>	>21.3		-127.3	101.9
57819.613	<i>g</i> <sub>P1</sub>	>21.6		-144.6	76.0
57827.578	<i>g</i> <sub>P1</sub>	>21.0		154.2	131.4
57832.539	<i>g</i> <sub>P1</sub>	>21.7		-79.4	69.5
57466.516	<i>r</i> <sub>P1</sub>	>22.2		-52.6	45.5
57466.527	<i>r</i> <sub>P1</sub>	>22.2		46.0	45.2
57466.539	<i>r</i> <sub>P1</sub>	>22.2		6.3	44.9
57466.551	<i>r</i> <sub>P1</sub>	>22.1		14.9	48.0
57490.445	<i>r</i> <sub>P1</sub>	18.346	0.024	4586.8	102.4
57494.461	<i>r</i> <sub>P1</sub>	18.354	0.026	4554.3	109.9
57498.574	<i>r</i> <sub>P1</sub>	18.531	0.040	3869.2	140.9
57505.574	<i>r</i> <sub>P1</sub>	18.910	0.058	2730.2	145.4
57512.426	<i>r</i> <sub>P1</sub>	19.141	0.047	2206.9	96.0
57513.406	<i>r</i> <sub>P1</sub>	19.305	0.038	1897.1	66.3
57523.414	<i>r</i> <sub>P1</sub>	19.552	0.069	1510.1	95.7
57524.480	<i>r</i> <sub>P1</sub>	19.703	0.098	1314.7	118.1
57524.492	<i>r</i> <sub>P1</sub>	19.604	0.136	1440.7	180.0
57524.504	<i>r</i> <sub>P1</sub>	19.242	0.338	2010.2	626.0
57524.516	<i>r</i> <sub>P1</sub>	19.525	0.047	1548.6	66.9
57537.375	<i>r</i> <sub>P1</sub>	20.128	0.078	888.5	63.6
57538.484	<i>r</i> <sub>P1</sub>	20.310	0.052	752.0	36.0
57538.496	<i>r</i> <sub>P1</sub>	20.295	0.051	762.4	35.5
57538.508	<i>r</i> <sub>P1</sub>	20.316	0.058	747.5	39.8
57538.520	<i>r</i> <sub>P1</sub>	20.419	0.056	680.0	35.1
57541.441	<i>r</i> <sub>P1</sub>	20.245	0.114	798.1	83.5
57786.633	<i>r</i> <sub>P1</sub>	>21.7		-50.7	69.8
57819.613	<i>r</i> <sub>P1</sub>	>21.8		41.9	62.7
57827.578	<i>r</i> <sub>P1</sub>	>21.4		72.6	92.9
57832.539	<i>r</i> <sub>P1</sub>	>22.0		7.7	54.2
57490.445	<i>i</i> <sub>P1</sub>	18.773	0.035	3096.3	100.5
57494.461	<i>i</i> <sub>P1</sub>	18.953	0.045	2623.2	107.6
57498.574	<i>i</i> <sub>P1</sub>	19.068	0.065	2358.9	141.6
57505.578	<i>i</i> <sub>P1</sub>	19.603	0.106	1440.8	141.2
57512.430	<i>i</i> <sub>P1</sub>	19.561	0.085	1497.9	117.6
57513.406	<i>i</i> <sub>P1</sub>	19.582	0.048	1470.1	64.6
57523.414	<i>i</i> <sub>P1</sub>	19.508	0.079	1573.4	114.2
57532.449	<i>i</i> <sub>P1</sub>	19.991	0.062	1008.5	57.1
57532.461	<i>i</i> <sub>P1</sub>	20.002	0.057	998.0	52.8
57532.473	<i>i</i> <sub>P1</sub>	19.990	0.058	1008.8	53.6
57532.484	<i>i</i> <sub>P1</sub>	19.823	0.063	1176.7	68.6
57537.375	<i>i</i> <sub>P1</sub>	20.432	0.108	672.0	67.0
57541.445	<i>i</i> <sub>P1</sub>	20.527	0.142	615.2	80.5
57786.637	<i>i</i> <sub>P1</sub>	>21.4		-108.2	92.3
57819.613	<i>i</i> <sub>P1</sub>	>21.6		-152.7	73.8
57827.578	<i>i</i> <sub>P1</sub>	>21.6		61.4	79.1
57832.539	<i>i</i> <sub>P1</sub>	>21.8		177.5	61.2
57490.445	<i>z</i> <sub>P1</sub>	19.168	0.075	2152.1	148.0
57494.461	<i>z</i> <sub>P1</sub>	19.259	0.086	1978.9	156.0
57498.574	<i>z</i> <sub>P1</sub>	19.302	0.095	1902.3	166.0
57505.578	<i>z</i> <sub>P1</sub>	19.887	0.148	1110.1	151.7
57512.430	<i>z</i> <sub>P1</sub>	19.628	0.140	1408.7	181.0
57513.406	<i>z</i> <sub>P1</sub>	19.960	0.094	1037.8	89.9
57523.414	<i>z</i> <sub>P1</sub>	19.799	0.144	1203.6	159.4



Table 2 (cont'd)

MJD	Filter	Magnitude <sup>1</sup>	Uncertainty	Flux <sup>2</sup>	Uncertainty
57537.375	$z_{P1}$	20.378	0.185	706.1	120.3
57541.445	$z_{P1}$	20.674	0.270	537.3	133.4
57786.637	$z_{P1}$	>21.0		25.9	135.5
57819.613	$z_{P1}$	>21.3		-88.7	104.1
57827.578	$z_{P1}$	>21.1		184.4	120.0
57832.539	$z_{P1}$	>21.4		150.7	93.9
2016dxv					
57513.555	$g_{P1}$	16.132	0.007	35254.0	231.0
57520.527	$g_{P1}$	16.532	0.009	24383.0	198.6
57525.496	$g_{P1}$	16.923	0.011	17021.0	179.4
57530.586	$g_{P1}$	17.383	0.031	11140.0	320.7
57539.574	$g_{P1}$	18.153	0.023	5480.7	114.8
57546.559	$g_{P1}$	18.512	0.026	3938.2	94.8
57558.453	$g_{P1}$	18.983	0.069	2552.1	163.2
57505.531	$r_{P1}$	16.231	0.004	32177.0	110.0
57505.543	$r_{P1}$	16.232	0.004	32155.0	115.7
57505.555	$r_{P1}$	16.222	0.004	32451.0	108.8
57505.566	$r_{P1}$	16.235	0.004	32059.0	116.8
57513.555	$r_{P1}$	16.275	0.007	30901.0	187.0
57520.527	$r_{P1}$	16.551	0.008	23966.0	170.3
57525.500	$r_{P1}$	16.796	0.009	19127.0	157.5
57530.586	$r_{P1}$	16.845	0.016	18273.0	262.0
57535.574	$r_{P1}$	17.038	0.005	15297.0	77.4
57535.582	$r_{P1}$	17.023	0.005	15513.0	77.6
57535.590	$r_{P1}$	17.054	0.006	15085.0	77.9
57535.598	$r_{P1}$	17.022	0.006	15528.0	79.0
57539.574	$r_{P1}$	17.219	0.010	12951.0	124.3
57546.562	$r_{P1}$	17.572	0.013	9355.2	113.1
57558.453	$r_{P1}$	18.176	0.027	5364.8	132.3
57513.555	$i_{P1}$	16.808	0.009	18922.0	163.3
57520.527	$i_{P1}$	17.329	0.013	11704.0	143.6
57525.500	$i_{P1}$	17.444	0.014	10534.0	133.2
57530.586	$i_{P1}$	17.333	0.022	11663.0	233.6
57539.574	$i_{P1}$	17.327	0.012	11727.0	129.2
57546.562	$i_{P1}$	17.707	0.014	8261.0	109.8
57555.395	$i_{P1}$	18.231	0.025	5102.6	119.2
57558.453	$i_{P1}$	18.381	0.029	4443.6	116.8
57513.555	$z_{P1}$	16.868	0.012	17890.0	203.0
57520.527	$z_{P1}$	17.197	0.017	13221.0	202.8
57525.500	$z_{P1}$	17.236	0.016	12750.0	189.7
57530.586	$z_{P1}$	17.168	0.021	13577.0	258.2
57539.574	$z_{P1}$	17.295	0.016	12077.0	173.2
57546.562	$z_{P1}$	17.659	0.020	8641.3	156.1
57558.453	$z_{P1}$	18.458	0.040	4139.2	151.3
2016eee					
57514.355	$g_{P1}$	16.413	0.009	27224.0	215.8
57520.410	$g_{P1}$	16.450	0.009	26314.0	224.2
57525.305	$g_{P1}$	16.580	0.011	23335.0	237.4
57532.359	$g_{P1}$	17.113	0.018	14281.0	239.2
57538.363	$g_{P1}$	17.578	0.014	9308.5	119.2
57545.309	$g_{P1}$	18.175	0.021	5368.1	105.3
57555.266	$g_{P1}$	18.973	0.081	2574.2	190.9
57514.355	$r_{P1}$	16.537	0.008	24280.0	174.3
57520.410	$r_{P1}$	16.538	0.008	24250.0	179.2
57525.305	$r_{P1}$	16.648	0.010	21924.0	208.1
57532.359	$r_{P1}$	17.102	0.016	14428.0	216.3
57538.363	$r_{P1}$	17.189	0.010	13314.0	126.1
57545.309	$r_{P1}$	17.376	0.012	11206.0	125.5

Table 2 (cont'd)

MJD	Filter	Magnitude <sup>1</sup>	Uncertainty	Flux <sup>2</sup>	Uncertainty
57555.266	$r_{P1}$	17.902	0.025	6905.7	158.5
57500.434	$i_{P1}$	20.882	0.157	443.9	64.4
57500.445	$i_{P1}$	20.795	0.163	481.0	72.0
57500.461	$i_{P1}$	20.714	0.139	518.1	66.6
57500.473	$i_{P1}$	20.582	0.129	585.0	69.6
57514.355	$i_{P1}$	17.108	0.011	14352.0	144.6
57520.410	$i_{P1}$	17.206	0.013	13113.0	156.1
57525.305	$i_{P1}$	17.377	0.017	11199.0	177.5
57532.359	$i_{P1}$	17.941	0.026	6661.3	162.2
57538.363	$i_{P1}$	17.820	0.015	7446.3	104.9
57545.309	$i_{P1}$	17.699	0.016	8321.9	121.1
57555.266	$i_{P1}$	18.035	0.027	6111.7	152.8
57514.355	$z_{P1}$	17.205	0.016	13121.0	189.8
57520.410	$z_{P1}$	17.290	0.019	12134.0	215.0
57525.309	$z_{P1}$	17.470	0.024	10284.0	229.0
57532.359	$z_{P1}$	17.750	0.037	7939.9	269.9
57538.363	$z_{P1}$	17.714	0.020	8211.3	152.9
57545.309	$z_{P1}$	17.762	0.025	7852.4	178.3
57555.266	$z_{P1}$	18.106	0.037	5721.4	196.9
2016ei					
57394.582	$g_{P1}$	19.433	0.079	1685.7	123.2
57400.527	$g_{P1}$	19.851	0.110	1147.1	115.7
57405.504	$g_{P1}$	20.620	0.202	565.1	105.0
57410.551	$g_{P1}$	>20.4		-118.6	232.6
57417.484	$g_{P1}$	>20.8		147.0	153.8
57427.488	$g_{P1}$	>21.7		182.5	72.5
57437.453	$g_{P1}$	>20.9		179.5	142.1
57390.574	$r_{P1}$	18.815	0.018	2979.5	48.8
57390.586	$r_{P1}$	18.817	0.019	2971.9	51.9
57390.598	$r_{P1}$	18.837	0.018	2919.5	47.4
57390.613	$r_{P1}$	18.835	0.018	2923.7	47.4
57394.582	$r_{P1}$	18.998	0.053	2516.6	122.7
57400.527	$r_{P1}$	19.249	0.054	1996.5	99.5
57405.504	$r_{P1}$	19.628	0.066	1408.6	86.1
57410.551	$r_{P1}$	20.021	0.170	980.7	153.8
57417.484	$r_{P1}$	20.312	0.161	750.0	111.4
57419.449	$r_{P1}$	20.438	0.100	668.3	61.8
57419.457	$r_{P1}$	20.338	0.125	732.8	84.6
57419.469	$r_{P1}$	20.370	0.104	711.4	68.4
57419.480	$r_{P1}$	20.540	0.117	608.1	65.7
57420.512	$r_{P1}$	20.393	0.072	696.6	46.0
57420.523	$r_{P1}$	20.491	0.097	636.2	56.6
57420.535	$r_{P1}$	20.325	0.069	741.1	47.1
57420.547	$r_{P1}$	20.378	0.065	705.7	42.2
57427.488	$r_{P1}$	20.657	0.129	545.8	64.7
57434.477	$r_{P1}$	20.910	0.322	432.5	128.3
57437.453	$r_{P1}$	20.956	0.310	414.5	118.4
57445.414	$r_{P1}$	20.981	0.152	405.0	56.5
57445.426	$r_{P1}$	21.064	0.136	375.2	47.1
57445.441	$r_{P1}$	21.118	0.152	357.2	50.0
57445.453	$r_{P1}$	20.875	0.121	446.7	49.9
57461.363	$r_{P1}$	21.774	0.185	195.2	33.2
57461.375	$r_{P1}$	21.645	0.175	219.8	35.4
57461.391	$r_{P1}$	21.898	0.273	174.1	43.7
57461.402	$r_{P1}$	21.230	0.119	322.1	35.4
57394.586	$i_{P1}$	19.383	0.071	1765.7	115.2
57400.527	$i_{P1}$	19.760	0.096	1246.9	109.9
57405.504	$i_{P1}$	19.907	0.095	1089.8	95.1

Table 2 (cont'd)

MJD	Filter	Magnitude <sup>1</sup>	Uncertainty	Flux <sup>2</sup>	Uncertainty
57408.535	<i>i</i> <sub>P1</sub>	19.595	0.052	1452.4	69.9
57408.547	<i>i</i> <sub>P1</sub>	19.750	0.059	1259.2	68.3
57408.559	<i>i</i> <sub>P1</sub>	19.756	0.053	1252.0	60.9
57408.570	<i>i</i> <sub>P1</sub>	19.731	0.057	1280.8	67.6
57410.551	<i>i</i> <sub>P1</sub>	19.712	0.126	1303.5	151.5
57417.484	<i>i</i> <sub>P1</sub>	20.136	0.124	882.3	100.8
57427.488	<i>i</i> <sub>P1</sub>	20.581	0.144	585.8	77.5
57437.453	<i>i</i> <sub>P1</sub>	20.836	0.244	462.9	104.0
57458.461	<i>i</i> <sub>P1</sub>	>20.8		138.0	159.8
57400.531	<i>z</i> <sub>P1</sub>	20.216	0.196	819.9	147.9
57405.504	<i>z</i> <sub>P1</sub>	20.365	0.196	714.2	128.8
57410.551	<i>z</i> <sub>P1</sub>	>20.6		443.4	190.3
57417.484	<i>z</i> <sub>P1</sub>	20.029	0.177	973.4	158.4
57427.488	<i>z</i> <sub>P1</sub>	21.001	0.307	397.8	112.6
57437.453	<i>z</i> <sub>P1</sub>	20.598	0.268	576.5	142.1
2016eja					
57599.488	<i>g</i> <sub>P1</sub>	16.852	0.013	18168.0	212.1
57603.449	<i>g</i> <sub>P1</sub>	16.964	0.011	16376.0	166.3
57607.617	<i>g</i> <sub>P1</sub>	17.218	0.013	12967.0	161.0
57613.379	<i>g</i> <sub>P1</sub>	17.662	0.018	8616.2	146.0
57630.547	<i>g</i> <sub>P1</sub>	18.966	0.063	2590.6	149.7
57652.461	<i>g</i> <sub>P1</sub>	19.741	0.101	1268.9	118.6
57599.488	<i>r</i> <sub>P1</sub>	16.749	0.010	19975.0	183.5
57603.449	<i>r</i> <sub>P1</sub>	16.823	0.009	18654.0	156.4
57607.617	<i>r</i> <sub>P1</sub>	17.043	0.010	15229.0	145.6
57613.379	<i>r</i> <sub>P1</sub>	17.419	0.015	10773.0	148.7
57622.398	<i>r</i> <sub>P1</sub>	17.436	0.011	10611.0	112.3
57630.547	<i>r</i> <sub>P1</sub>	17.809	0.020	7525.4	140.4
57652.461	<i>r</i> <sub>P1</sub>	18.717	0.036	3261.2	107.6
57599.488	<i>i</i> <sub>P1</sub>	17.384	0.018	11126.0	181.7
57603.449	<i>i</i> <sub>P1</sub>	17.478	0.014	10207.0	130.5
57607.617	<i>i</i> <sub>P1</sub>	17.761	0.017	7860.7	121.5
57613.379	<i>i</i> <sub>P1</sub>	18.177	0.023	5361.5	114.5
57630.547	<i>i</i> <sub>P1</sub>	17.887	0.023	7000.6	147.9
57652.461	<i>i</i> <sub>P1</sub>	19.028	0.044	2448.6	99.3
57607.617	<i>z</i> <sub>P1</sub>	17.729	0.023	8096.8	171.9
57613.379	<i>z</i> <sub>P1</sub>	17.900	0.027	6918.4	169.5
57630.547	<i>z</i> <sub>P1</sub>	17.854	0.033	7220.7	218.9
57652.461	<i>z</i> <sub>P1</sub>	19.324	0.078	1863.9	133.4
2016eky					
57599.484	<i>g</i> <sub>P1</sub>	17.786	0.020	7686.6	143.2
57603.453	<i>g</i> <sub>P1</sub>	17.807	0.017	7537.3	118.8
57608.496	<i>g</i> <sub>P1</sub>	18.063	0.020	5952.4	111.4
57614.512	<i>g</i> <sub>P1</sub>	18.569	0.032	3735.1	110.9
57626.461	<i>g</i> <sub>P1</sub>	19.651	0.068	1379.3	86.4
57652.457	<i>g</i> <sub>P1</sub>	20.582	0.203	584.9	109.6
57597.539	<i>r</i> <sub>P1</sub>	17.778	0.010	7738.1	71.5
57597.555	<i>r</i> <sub>P1</sub>	17.807	0.011	7535.0	74.0
57597.566	<i>r</i> <sub>P1</sub>	17.795	0.010	7617.6	69.4
57597.582	<i>r</i> <sub>P1</sub>	17.803	0.010	7565.6	72.9
57599.484	<i>r</i> <sub>P1</sub>	17.814	0.016	7485.3	113.2
57603.453	<i>r</i> <sub>P1</sub>	17.853	0.016	7226.5	104.2
57608.496	<i>r</i> <sub>P1</sub>	18.046	0.018	6045.1	97.8
57614.469	<i>r</i> <sub>P1</sub>	18.392	0.015	4397.6	59.1
57614.480	<i>r</i> <sub>P1</sub>	18.429	0.014	4251.7	52.9
57614.492	<i>r</i> <sub>P1</sub>	18.410	0.014	4324.3	56.3
57614.504	<i>r</i> <sub>P1</sub>	18.440	0.014	4206.1	53.1
57614.512	<i>r</i> <sub>P1</sub>	18.439	0.024	4212.6	94.1

Table 2 (cont'd)

MJD	Filter	Magnitude <sup>1</sup>	Uncertainty	Flux <sup>2</sup>	Uncertainty
57626.461	$r_{P1}$	18.751	0.030	3159.8	88.5
57652.457	$r_{P1}$	19.854	0.076	1143.7	80.5
57599.484	$i_{P1}$	18.257	0.026	4978.5	118.1
57603.453	$i_{P1}$	18.410	0.023	4324.5	92.9
57608.500	$i_{P1}$	18.685	0.030	3356.7	93.7
57614.512	$i_{P1}$	19.091	0.040	2310.2	84.6
57626.461	$i_{P1}$	18.908	0.035	2734.2	86.9
57652.457	$i_{P1}$	20.220	0.115	816.4	86.5
57608.500	$z_{P1}$	18.892	0.052	2774.1	134.1
57614.512	$z_{P1}$	19.027	0.051	2449.2	115.5
57626.461	$z_{P1}$	19.039	0.056	2422.9	125.3
57652.457	$z_{P1}$	20.484	0.198	640.6	116.8
2016enx					
57608.609	$g_{P1}$	18.377	0.027	4459.0	110.9
57614.613	$g_{P1}$	18.545	0.028	3820.1	99.0
57619.570	$g_{P1}$	18.924	0.058	2694.9	143.8
57627.547	$g_{P1}$	19.773	0.065	1232.3	73.3
57639.520	$g_{P1}$	20.459	0.110	655.4	66.4
57653.523	$g_{P1}$	>21.2		242.3	114.4
57608.609	$r_{P1}$	18.420	0.022	4283.9	86.6
57614.613	$r_{P1}$	18.418	0.022	4292.0	86.4
57619.570	$r_{P1}$	18.657	0.033	3445.7	103.3
57627.547	$r_{P1}$	19.095	0.034	2301.6	73.1
57639.523	$r_{P1}$	19.491	0.044	1597.7	65.1
57653.523	$r_{P1}$	20.146	0.110	874.2	88.2
57608.609	$i_{P1}$	18.878	0.030	2810.8	77.8
57614.613	$i_{P1}$	18.815	0.032	2977.7	86.4
57619.570	$i_{P1}$	19.105	0.049	2280.1	103.0
57627.551	$i_{P1}$	19.128	0.040	2231.6	83.1
57639.523	$i_{P1}$	19.293	0.041	1918.3	72.1
57653.523	$i_{P1}$	20.067	0.116	940.4	100.1
57608.609	$z_{P1}$	19.100	0.050	2290.3	105.5
57614.613	$z_{P1}$	19.345	0.075	1827.9	125.5
57619.570	$z_{P1}$	19.490	0.081	1598.9	119.5
57627.551	$z_{P1}$	19.291	0.065	1920.5	115.4
57653.523	$z_{P1}$	20.229	0.166	810.0	124.0
2016eoa					
57608.605	$g_{P1}$	16.643	0.009	22011.0	182.6
57614.512	$g_{P1}$	16.074	0.007	37198.0	234.8
57626.559	$g_{P1}$	16.727	0.011	20382.0	200.0
57652.516	$g_{P1}$	18.735	0.055	3204.9	161.2
57661.473	$g_{P1}$	18.961	0.052	2604.9	124.6
57608.605	$r_{P1}$	16.542	0.008	24176.0	168.7
57614.512	$r_{P1}$	16.054	0.006	37868.0	202.6
57626.562	$r_{P1}$	16.530	0.008	24434.0	186.1
57652.516	$r_{P1}$	17.879	0.023	7051.7	149.4
57661.473	$r_{P1}$	18.267	0.033	4934.7	150.5
57608.605	$i_{P1}$	16.770	0.009	19592.0	165.6
57614.516	$i_{P1}$	16.497	0.008	25195.0	180.6
57626.562	$i_{P1}$	17.102	0.014	14427.0	183.1
57652.516	$i_{P1}$	18.014	0.024	6226.8	139.6
57661.473	$i_{P1}$	18.346	0.034	4587.3	144.3
57670.301	$i_{P1}$	18.782	0.024	3071.2	67.4
57670.301	$i_{P1}$	18.772	0.025	3098.7	72.5
57670.312	$i_{P1}$	18.709	0.023	3284.1	68.4
57670.316	$i_{P1}$	18.781	0.022	3073.4	63.2
57670.324	$i_{P1}$	18.721	0.022	3248.3	65.2
57670.328	$i_{P1}$	18.763	0.022	3125.9	63.7

Table 2 (cont'd)

MJD	Filter	Magnitude <sup>1</sup>	Uncertainty	Flux <sup>2</sup>	Uncertainty
57670.340	<i>i</i> <sub>P1</sub>	18.699	0.019	3314.6	58.7
57670.340	<i>i</i> <sub>P1</sub>	18.770	0.019	3104.5	54.7
57608.605	<i>z</i> <sub>P1</sub>	16.914	0.013	17148.0	206.7
57614.516	<i>z</i> <sub>P1</sub>	16.595	0.011	23008.0	229.8
57626.562	<i>z</i> <sub>P1</sub>	16.846	0.014	18271.0	231.7
57652.516	<i>z</i> <sub>P1</sub>	18.121	0.040	5642.9	210.0
57661.473	<i>z</i> <sub>P1</sub>	18.674	0.064	3392.2	201.4
2016eqb					
57607.523	<i>g</i> <sub>P1</sub>	16.252	0.008	31557.0	222.9
57611.547	<i>g</i> <sub>P1</sub>	16.400	0.010	27551.0	247.5
57616.527	<i>g</i> <sub>P1</sub>	16.786	0.012	19302.0	215.8
57626.457	<i>g</i> <sub>P1</sub>	17.684	0.018	8443.9	140.9
57639.469	<i>g</i> <sub>P1</sub>	18.600	0.034	3630.8	113.6
57657.391	<i>g</i> <sub>P1</sub>	19.106	0.052	2278.8	108.8
57607.523	<i>r</i> <sub>P1</sub>	16.182	0.006	33663.0	199.4
57611.547	<i>r</i> <sub>P1</sub>	16.264	0.008	31227.0	216.5
57616.527	<i>r</i> <sub>P1</sub>	16.612	0.009	22648.0	184.0
57626.457	<i>r</i> <sub>P1</sub>	16.923	0.010	17019.0	155.5
57639.469	<i>r</i> <sub>P1</sub>	17.530	0.014	9729.1	129.6
57657.391	<i>r</i> <sub>P1</sub>	18.331	0.025	4651.5	105.5
57607.527	<i>i</i> <sub>P1</sub>	16.761	0.009	19749.0	169.2
57611.547	<i>i</i> <sub>P1</sub>	16.913	0.011	17177.0	180.1
57616.527	<i>i</i> <sub>P1</sub>	17.333	0.014	11663.0	149.9
57626.457	<i>i</i> <sub>P1</sub>	17.279	0.014	12263.0	154.2
57639.469	<i>i</i> <sub>P1</sub>	17.520	0.015	9817.1	135.6
57657.391	<i>i</i> <sub>P1</sub>	18.561	0.035	3762.3	121.1
57678.371	<i>i</i> <sub>P1</sub>	19.224	0.041	2044.2	77.9
57678.383	<i>i</i> <sub>P1</sub>	19.347	0.045	1824.4	74.9
57678.395	<i>i</i> <sub>P1</sub>	19.283	0.041	1936.3	73.6
57678.406	<i>i</i> <sub>P1</sub>	19.229	0.044	2034.9	83.4
57598.621	<i>z</i> <sub>P1</sub>	17.057	0.019	15039.0	268.3
57603.625	<i>z</i> <sub>P1</sub>	16.780	0.010	19402.0	174.6
57607.527	<i>z</i> <sub>P1</sub>	16.840	0.013	18357.0	216.1
57611.547	<i>z</i> <sub>P1</sub>	16.974	0.016	16229.0	239.3
57616.527	<i>z</i> <sub>P1</sub>	17.178	0.016	13449.0	193.2
57626.457	<i>z</i> <sub>P1</sub>	17.176	0.017	13479.0	214.8
57639.469	<i>z</i> <sub>P1</sub>	17.437	0.019	10593.0	185.0
57657.391	<i>z</i> <sub>P1</sub>	18.791	0.057	3045.0	158.9
2016esh					
57609.289	<i>g</i> <sub>P1</sub>	17.261	0.014	12458.0	165.4
57622.297	<i>g</i> <sub>P1</sub>	17.507	0.017	9933.3	152.1
57630.285	<i>g</i> <sub>P1</sub>	18.363	0.028	4515.5	115.7
57653.238	<i>g</i> <sub>P1</sub>	19.889	0.138	1107.3	140.5
57661.230	<i>g</i> <sub>P1</sub>	20.029	0.118	973.9	105.5
57609.289	<i>r</i> <sub>P1</sub>	17.349	0.013	11490.0	136.7
57622.297	<i>r</i> <sub>P1</sub>	17.588	0.015	9221.7	125.6
57630.285	<i>r</i> <sub>P1</sub>	17.944	0.020	6644.9	121.1
57642.242	<i>r</i> <sub>P1</sub>	18.648	0.096	3475.3	306.4
57653.238	<i>r</i> <sub>P1</sub>	19.162	0.069	2163.1	138.0
57661.230	<i>r</i> <sub>P1</sub>	19.395	0.065	1745.1	104.3
57609.289	<i>i</i> <sub>P1</sub>	17.855	0.020	7211.6	134.4
57622.297	<i>i</i> <sub>P1</sub>	18.322	0.026	4691.7	114.0
57630.285	<i>i</i> <sub>P1</sub>	18.552	0.035	3793.6	122.7
57642.242	<i>i</i> <sub>P1</sub>	18.626	0.092	3543.3	299.6
57653.238	<i>i</i> <sub>P1</sub>	19.285	0.096	1931.8	170.3
57661.230	<i>i</i> <sub>P1</sub>	19.444	0.076	1668.7	116.8
57609.289	<i>z</i> <sub>P1</sub>	17.983	0.031	6410.1	180.8
57622.301	<i>z</i> <sub>P1</sub>	18.455	0.057	4151.4	219.1

Table 2 (cont'd)

MJD	Filter	Magnitude <sup>1</sup>	Uncertainty	Flux <sup>2</sup>	Uncertainty
57630.285	$z_{P1}$	18.338	0.042	4621.2	177.7
57642.242	$z_{P1}$	18.343	0.095	4601.3	401.3
57653.238	$z_{P1}$	19.129	0.122	2230.3	251.6
57661.230	$z_{P1}$	19.576	0.141	1478.4	192.1
2016euj					
57612.613	$g_{P1}$	15.761	0.007	49621.0	339.2
57616.613	$g_{P1}$	15.321	0.006	74390.0	385.6
57617.570	$g_{P1}$	15.278	0.006	77430.0	399.7
57626.562	$g_{P1}$	15.620	0.007	56515.0	357.1
57638.578	$g_{P1}$	16.723	0.012	20446.0	223.2
57653.520	$g_{P1}$	17.697	0.025	8337.3	194.4
57669.477	$g_{P1}$	18.335	0.050	4635.9	211.5
57690.398	$g_{P1}$	18.497	0.053	3992.6	196.4
57612.613	$r_{P1}$	15.796	0.008	48046.0	338.2
57616.613	$r_{P1}$	15.365	0.005	71422.0	341.7
57617.570	$r_{P1}$	15.416	0.005	68166.0	341.2
57626.562	$r_{P1}$	15.545	0.006	60551.0	337.7
57638.578	$r_{P1}$	16.198	0.008	33162.0	236.6
57653.520	$r_{P1}$	16.964	0.013	16379.0	203.6
57669.480	$r_{P1}$	17.626	0.026	8907.1	210.1
57690.398	$r_{P1}$	18.129	0.041	5601.9	211.2
57700.438	$r_{P1}$	18.326	0.057	4670.9	245.8
57612.613	$i_{P1}$	16.011	0.010	39401.0	363.2
57616.613	$i_{P1}$	15.829	0.008	46598.0	334.5
57617.570	$i_{P1}$	15.875	0.007	44688.0	296.7
57626.562	$i_{P1}$	16.505	0.012	25008.0	287.3
57638.578	$i_{P1}$	16.550	0.011	23988.0	244.7
57653.520	$i_{P1}$	17.229	0.019	12839.0	219.3
57653.535	$i_{P1}$	17.198	0.010	13211.0	127.2
57653.547	$i_{P1}$	17.252	0.010	12567.0	121.1
57653.559	$i_{P1}$	17.158	0.010	13708.0	124.7
57653.566	$i_{P1}$	17.274	0.011	12318.0	125.1
57669.480	$i_{P1}$	18.150	0.049	5497.2	245.7
57673.445	$i_{P1}$	18.071	0.024	5912.5	130.4
57673.457	$i_{P1}$	18.125	0.025	5622.3	130.6
57673.465	$i_{P1}$	18.288	0.030	4840.0	135.1
57673.477	$i_{P1}$	18.104	0.027	5734.0	140.3
57700.438	$i_{P1}$	>20.2		819.0	288.4
57612.613	$z_{P1}$	16.159	0.017	34402.0	542.2
57616.617	$z_{P1}$	15.958	0.011	41397.0	421.4
57617.570	$z_{P1}$	15.920	0.010	42869.0	376.9
57617.633	$z_{P1}$	15.912	0.007	43173.0	294.1
57618.629	$z_{P1}$	15.918	0.007	42928.0	285.5
57626.562	$z_{P1}$	16.304	0.016	30095.0	455.4
57638.578	$z_{P1}$	16.331	0.012	29358.0	328.7
57653.520	$z_{P1}$	17.210	0.024	13062.0	282.9
57669.480	$z_{P1}$	18.729	0.109	3225.0	323.7
57690.398	$z_{P1}$	19.038	0.145	2425.8	324.6
57700.438	$z_{P1}$	19.140	0.195	2208.6	397.6
2016ews					
57613.324	$g_{P1}$	17.316	0.017	11844.0	184.1
57618.301	$g_{P1}$	17.033	0.022	15378.0	305.1
57631.281	$g_{P1}$	17.513	0.019	9878.5	173.3
57639.238	$g_{P1}$	18.180	0.025	5344.0	122.5
57613.324	$r_{P1}$	17.524	0.015	9785.4	133.8
57618.301	$r_{P1}$	17.257	0.018	12514.0	211.9
57626.285	$r_{P1}$	17.392	0.017	11047.0	171.6
57631.281	$r_{P1}$	17.610	0.016	9033.1	130.4

Table 2 (cont'd)

MJD	Filter	Magnitude <sup>1</sup>	Uncertainty	Flux <sup>2</sup>	Uncertainty
57639.238	$r_{P1}$	17.994	0.018	6347.4	106.4
57653.234	$r_{P1}$	18.340	0.036	4611.5	153.3
57613.324	$i_{P1}$	17.785	0.018	7692.2	125.2
57618.301	$i_{P1}$	17.806	0.025	7546.7	177.1
57626.285	$i_{P1}$	18.203	0.034	5235.2	162.4
57631.281	$i_{P1}$	18.352	0.032	4561.4	135.2
57639.238	$i_{P1}$	18.708	0.030	3286.1	91.9
57653.234	$i_{P1}$	18.669	0.064	3407.2	201.1
57618.301	$z_{P1}$	17.867	0.030	7132.8	197.4
57626.285	$z_{P1}$	18.326	0.058	4674.6	251.3
57631.281	$z_{P1}$	18.560	0.049	3768.1	171.6
57639.238	$z_{P1}$	18.629	0.044	3534.8	143.7
57653.234	$z_{P1}$	18.689	0.092	3344.3	283.7
2016fbk					
57617.523	$g_{P1}$	17.886	0.030	7005.5	191.4
57621.500	$g_{P1}$	17.456	0.019	10415.0	184.3
57627.551	$g_{P1}$	17.411	0.014	10854.0	142.4
57656.566	$g_{P1}$	19.736	0.072	1275.0	84.1
57617.523	$r_{P1}$	17.780	0.017	7727.7	123.9
57621.500	$r_{P1}$	17.369	0.015	11280.0	154.0
57627.551	$r_{P1}$	17.399	0.013	10979.0	127.3
57656.566	$r_{P1}$	18.433	0.023	4233.7	87.9
57668.438	$r_{P1}$	19.123	0.034	2243.6	69.8
57617.523	$i_{P1}$	17.858	0.019	7191.4	128.8
57621.500	$i_{P1}$	17.508	0.016	9924.5	142.9
57627.551	$i_{P1}$	17.851	0.017	7239.6	113.8
57656.566	$i_{P1}$	18.282	0.024	4868.0	105.7
57668.438	$i_{P1}$	19.311	0.044	1885.6	76.0
57621.500	$z_{P1}$	17.564	0.021	9429.6	183.8
57627.551	$z_{P1}$	17.744	0.021	7988.2	158.0
57656.566	$z_{P1}$	18.183	0.029	5331.5	144.3
57668.441	$z_{P1}$	19.195	0.060	2098.8	116.3
2016fbo					
57630.594	$g_{P1}$	16.420	0.008	27033.0	195.3
57639.473	$g_{P1}$	17.034	0.013	15366.0	185.6
57656.562	$g_{P1}$	18.464	0.028	4116.4	107.7
57669.355	$g_{P1}$	19.076	0.045	2342.4	96.6
57680.469	$g_{P1}$	19.358	0.077	1805.7	127.6
57690.402	$g_{P1}$	19.454	0.087	1653.6	132.4
57630.594	$r_{P1}$	16.494	0.007	25255.0	164.9
57639.473	$r_{P1}$	16.948	0.010	16623.0	154.3
57656.562	$r_{P1}$	17.453	0.013	10441.0	127.4
57669.355	$r_{P1}$	18.198	0.020	5258.1	99.2
57680.469	$r_{P1}$	18.605	0.031	3613.1	102.2
57690.402	$r_{P1}$	18.921	0.045	2702.6	112.3
57630.594	$i_{P1}$	17.100	0.011	14460.0	144.4
57639.473	$i_{P1}$	17.726	0.017	8117.1	130.0
57656.562	$i_{P1}$	17.562	0.015	9445.1	128.6
57669.355	$i_{P1}$	18.336	0.024	4631.4	100.5
57680.469	$i_{P1}$	18.891	0.037	2776.2	93.8
57690.402	$i_{P1}$	19.323	0.068	1864.7	117.3
57630.598	$z_{P1}$	17.180	0.014	13422.0	173.0
57639.473	$z_{P1}$	17.539	0.020	9646.2	174.3
57656.562	$z_{P1}$	17.571	0.020	9370.0	169.9
57669.355	$z_{P1}$	18.215	0.031	5175.1	147.0
57680.469	$z_{P1}$	18.948	0.054	2635.5	130.2
57690.402	$z_{P1}$	19.282	0.093	1937.3	165.7
2016fff					

Table 2 (cont'd)

MJD	Filter	Magnitude <sup>1</sup>	Uncertainty	Flux <sup>2</sup>	Uncertainty
57626.453	<i>g</i> <sub>P1</sub>	15.001	0.004	99927.0	383.2
57638.422	<i>g</i> <sub>P1</sub>	15.291	0.004	76469.0	313.0
57650.426	<i>g</i> <sub>P1</sub>	16.666	0.012	21564.0	245.9
57667.312	<i>g</i> <sub>P1</sub>	17.651	0.018	8704.7	145.1
57678.324	<i>g</i> <sub>P1</sub>	17.855	0.036	7212.1	239.7
57693.250	<i>g</i> <sub>P1</sub>	18.166	0.023	5412.9	116.6
57626.453	<i>r</i> <sub>P1</sub>	15.035	0.004	96845.0	338.4
57638.422	<i>r</i> <sub>P1</sub>	15.191	0.004	83832.0	285.4
57650.426	<i>r</i> <sub>P1</sub>	15.841	0.006	46071.0	240.5
57667.312	<i>r</i> <sub>P1</sub>	16.903	0.010	17330.0	163.2
57678.324	<i>r</i> <sub>P1</sub>	17.358	0.018	11399.0	187.4
57693.250	<i>r</i> <sub>P1</sub>	17.887	0.018	6999.7	115.7
57626.453	<i>i</i> <sub>P1</sub>	15.330	0.004	73811.0	304.2
57638.422	<i>i</i> <sub>P1</sub>	15.821	0.005	46937.0	229.5
57650.426	<i>i</i> <sub>P1</sub>	15.936	0.006	42209.0	243.8
57667.312	<i>i</i> <sub>P1</sub>	16.995	0.011	15915.0	166.1
57678.324	<i>i</i> <sub>P1</sub>	17.474	0.022	10243.0	206.5
57693.254	<i>i</i> <sub>P1</sub>	18.025	0.023	6163.2	129.5
57626.453	<i>z</i> <sub>P1</sub>	15.535	0.007	61111.0	372.1
57638.422	<i>z</i> <sub>P1</sub>	15.653	0.006	54794.0	303.2
57650.426	<i>z</i> <sub>P1</sub>	15.850	0.008	45727.0	319.0
57667.312	<i>z</i> <sub>P1</sub>	17.036	0.016	15331.0	227.6
57678.324	<i>z</i> <sub>P1</sub>	17.675	0.031	8511.2	244.2
57693.254	<i>z</i> <sub>P1</sub>	18.532	0.051	3864.7	182.2
2016ffh					
57631.277	<i>g</i> <sub>P1</sub>	15.832	0.006	46454.0	267.9
57638.238	<i>g</i> <sub>P1</sub>	16.067	0.007	37425.0	255.8
57653.230	<i>g</i> <sub>P1</sub>	17.456	0.023	10412.0	223.9
57657.219	<i>g</i> <sub>P1</sub>	17.885	0.029	7015.9	184.8
57676.215	<i>g</i> <sub>P1</sub>	18.856	0.154	2867.7	406.6
57631.277	<i>r</i> <sub>P1</sub>	15.809	0.005	47484.0	239.3
57638.238	<i>r</i> <sub>P1</sub>	16.039	0.006	38399.0	226.4
57653.230	<i>r</i> <sub>P1</sub>	16.602	0.012	22869.0	250.8
57676.215	<i>r</i> <sub>P1</sub>	17.825	0.046	7414.8	312.6
57631.277	<i>i</i> <sub>P1</sub>	16.473	0.009	25746.0	207.8
57638.242	<i>i</i> <sub>P1</sub>	16.793	0.009	19186.0	166.5
57653.230	<i>i</i> <sub>P1</sub>	16.999	0.018	15866.0	256.5
57657.219	<i>i</i> <sub>P1</sub>	16.893	0.012	17485.0	198.2
57676.215	<i>i</i> <sub>P1</sub>	18.091	0.044	5800.4	237.0
57631.277	<i>z</i> <sub>P1</sub>	16.485	0.011	25457.0	258.7
57638.242	<i>z</i> <sub>P1</sub>	16.778	0.012	19451.0	220.0
57653.230	<i>z</i> <sub>P1</sub>	16.921	0.021	17052.0	323.1
57657.219	<i>z</i> <sub>P1</sub>	16.940	0.017	16745.0	255.8
57676.215	<i>z</i> <sub>P1</sub>	18.427	0.068	4256.7	267.3
2016gfr					
57653.242	<i>g</i> <sub>P1</sub>	15.358	0.005	71927.0	342.6
57658.227	<i>g</i> <sub>P1</sub>	15.239	0.005	80271.0	342.0
57667.254	<i>g</i> <sub>P1</sub>	15.590	0.006	58063.0	302.4
57676.227	<i>g</i> <sub>P1</sub>	16.310	0.010	29934.0	284.7
57688.215	<i>g</i> <sub>P1</sub>	17.357	0.015	11406.0	160.4
57699.207	<i>g</i> <sub>P1</sub>	17.797	0.022	7607.2	151.0
57653.242	<i>r</i> <sub>P1</sub>	15.362	0.004	71626.0	279.5
57658.230	<i>r</i> <sub>P1</sub>	15.192	0.004	83813.0	319.5
57667.254	<i>r</i> <sub>P1</sub>	15.599	0.005	57597.0	271.5
57676.227	<i>r</i> <sub>P1</sub>	15.946	0.007	41843.0	250.8
57688.215	<i>r</i> <sub>P1</sub>	16.258	0.007	31380.0	210.1
57699.207	<i>r</i> <sub>P1</sub>	16.897	0.011	17429.0	183.1
57653.242	<i>i</i> <sub>P1</sub>	15.818	0.006	47091.0	246.7



Table 2 (cont'd)

MJD	Filter	Magnitude <sup>1</sup>	Uncertainty	Flux <sup>2</sup>	Uncertainty
57658.230	<i>i</i> <sub>P1</sub>	15.871	0.006	44853.0	253.6
57667.258	<i>i</i> <sub>P1</sub>	16.262	0.008	31282.0	234.6
57676.227	<i>i</i> <sub>P1</sub>	16.464	0.009	25954.0	218.2
57688.215	<i>i</i> <sub>P1</sub>	16.336	0.008	29221.0	219.0
57699.207	<i>i</i> <sub>P1</sub>	17.004	0.012	15790.0	171.3
57653.242	<i>z</i> <sub>P1</sub>	15.838	0.007	46209.0	300.0
57658.230	<i>z</i> <sub>P1</sub>	15.807	0.007	47575.0	328.2
57667.258	<i>z</i> <sub>P1</sub>	16.200	0.010	33122.0	317.6
57676.227	<i>z</i> <sub>P1</sub>	16.195	0.010	33252.0	317.0
57688.215	<i>z</i> <sub>P1</sub>	16.265	0.010	31183.0	294.6
57699.207	<i>z</i> <sub>P1</sub>	16.943	0.014	16698.0	216.8
2016ghq					
57657.223	<i>g</i> <sub>P1</sub>	16.899	0.013	17391.0	205.4
57662.273	<i>g</i> <sub>P1</sub>	17.246	0.014	12639.0	166.9
57670.246	<i>g</i> <sub>P1</sub>	18.100	0.029	5755.0	151.3
57678.242	<i>g</i> <sub>P1</sub>	18.977	0.084	2566.3	198.2
57688.211	<i>g</i> <sub>P1</sub>	19.351	0.085	1818.7	141.8
57693.211	<i>g</i> <sub>P1</sub>	19.495	0.096	1592.2	141.4
57705.215	<i>g</i> <sub>P1</sub>	20.060	0.264	946.2	229.7
57657.223	<i>r</i> <sub>P1</sub>	16.455	0.008	26181.0	197.8
57662.273	<i>r</i> <sub>P1</sub>	17.119	0.013	14209.0	164.9
57670.246	<i>r</i> <sub>P1</sub>	17.198	0.016	13205.0	195.7
57678.242	<i>r</i> <sub>P1</sub>	17.585	0.020	9243.3	167.9
57688.211	<i>r</i> <sub>P1</sub>	18.194	0.025	5274.9	123.7
57705.215	<i>r</i> <sub>P1</sub>	18.953	0.066	2622.4	159.0
57657.223	<i>i</i> <sub>P1</sub>	16.916	0.014	17117.0	216.1
57662.273	<i>i</i> <sub>P1</sub>	17.476	0.020	10220.0	190.2
57670.246	<i>i</i> <sub>P1</sub>	17.361	0.016	11371.0	164.7
57678.242	<i>i</i> <sub>P1</sub>	17.417	0.019	10791.0	189.2
57688.211	<i>i</i> <sub>P1</sub>	18.075	0.026	5890.5	143.8
57705.215	<i>i</i> <sub>P1</sub>	18.809	0.059	2993.9	162.8
57657.223	<i>z</i> <sub>P1</sub>	16.864	0.015	17963.0	249.0
57662.273	<i>z</i> <sub>P1</sub>	17.354	0.021	11435.0	219.1
57670.246	<i>z</i> <sub>P1</sub>	17.084	0.017	14665.0	231.0
57678.242	<i>z</i> <sub>P1</sub>	17.319	0.023	11815.0	253.7
57688.211	<i>z</i> <sub>P1</sub>	18.211	0.042	5195.7	200.5
57705.215	<i>z</i> <sub>P1</sub>	19.286	0.127	1930.6	226.2
2016gkt					
57656.422	<i>g</i> <sub>P1</sub>	18.192	0.026	5285.2	127.1
57667.402	<i>g</i> <sub>P1</sub>	19.377	0.092	1775.3	149.8
57678.363	<i>g</i> <sub>P1</sub>	19.936	0.235	1061.1	230.0
57687.406	<i>g</i> <sub>P1</sub>	20.603	0.201	574.0	106.4
57693.309	<i>g</i> <sub>P1</sub>	20.350	0.229	724.5	153.0
57706.305	<i>g</i> <sub>P1</sub>	>20.0		595.9	333.6
57652.379	<i>r</i> <sub>P1</sub>	17.642	0.008	8777.2	67.0
57652.391	<i>r</i> <sub>P1</sub>	17.659	0.009	8639.6	67.9
57652.402	<i>r</i> <sub>P1</sub>	17.667	0.008	8573.9	64.9
57652.410	<i>r</i> <sub>P1</sub>	17.637	0.009	8812.8	69.8
57656.422	<i>r</i> <sub>P1</sub>	17.893	0.020	6962.7	128.2
57667.406	<i>r</i> <sub>P1</sub>	18.279	0.032	4877.9	143.3
57678.363	<i>r</i> <sub>P1</sub>	19.085	0.081	2322.9	174.2
57687.406	<i>r</i> <sub>P1</sub>	19.267	0.061	1964.0	110.3
57693.309	<i>r</i> <sub>P1</sub>	19.564	0.095	1493.8	131.1
57706.305	<i>r</i> <sub>P1</sub>	20.215	0.192	820.3	145.2
57656.422	<i>i</i> <sub>P1</sub>	18.535	0.034	3853.9	122.2
57667.406	<i>i</i> <sub>P1</sub>	18.391	0.040	4400.7	161.8
57670.406	<i>i</i> <sub>P1</sub>	18.569	0.018	3737.2	60.9
57670.418	<i>i</i> <sub>P1</sub>	18.531	0.017	3867.3	59.8

Table 2 (cont'd)

MJD	Filter	Magnitude <sup>1</sup>	Uncertainty	Flux <sup>2</sup>	Uncertainty
57670.430	<i>i</i> <sub>P1</sub>	18.474	0.016	4078.7	61.4
57670.441	<i>i</i> <sub>P1</sub>	18.529	0.016	3876.0	58.5
57678.363	<i>i</i> <sub>P1</sub>	19.060	0.080	2376.3	175.4
57687.410	<i>i</i> <sub>P1</sub>	19.612	0.096	1429.5	126.7
57693.312	<i>i</i> <sub>P1</sub>	19.943	0.152	1053.6	147.4
57705.270	<i>i</i> <sub>P1</sub>	20.172	0.119	853.8	93.5
57705.281	<i>i</i> <sub>P1</sub>	20.159	0.096	863.7	76.4
57705.293	<i>i</i> <sub>P1</sub>	20.112	0.093	901.7	76.9
57705.305	<i>i</i> <sub>P1</sub>	20.285	0.116	768.9	82.4
57706.305	<i>i</i> <sub>P1</sub>	20.345	0.210	728.1	140.7
57706.312	<i>i</i> <sub>P1</sub>	20.374	0.137	708.8	89.4
57706.320	<i>i</i> <sub>P1</sub>	20.399	0.183	692.3	116.5
57706.332	<i>i</i> <sub>P1</sub>	20.258	0.159	788.6	115.8
57706.344	<i>i</i> <sub>P1</sub>	20.957	0.357	414.1	136.2
57667.406	<i>z</i> <sub>P1</sub>	18.440	0.065	4207.3	250.1
57678.363	<i>z</i> <sub>P1</sub>	19.057	0.098	2383.9	214.7
57687.410	<i>z</i> <sub>P1</sub>	19.682	0.153	1340.4	188.9
57693.312	<i>z</i> <sub>P1</sub>	20.307	0.285	753.4	197.5
57706.305	<i>z</i> <sub>P1</sub>	20.522	0.316	618.1	179.7
2016glp					
57661.469	<i>g</i> <sub>P1</sub>	19.213	0.072	2064.9	137.0
57668.305	<i>g</i> <sub>P1</sub>	19.428	0.055	1693.2	86.2
57677.406	<i>g</i> <sub>P1</sub>	>20.5		311.4	202.3
57686.398	<i>g</i> <sub>P1</sub>	20.850	0.189	457.3	79.4
57696.215	<i>g</i> <sub>P1</sub>	>21.3		236.3	98.5
57705.430	<i>g</i> <sub>P1</sub>	>20.3		649.1	250.6
57652.469	<i>r</i> <sub>P1</sub>	19.187	0.029	2115.1	56.5
57652.480	<i>r</i> <sub>P1</sub>	19.233	0.031	2027.6	57.5
57652.496	<i>r</i> <sub>P1</sub>	19.191	0.030	2106.0	57.7
57652.508	<i>r</i> <sub>P1</sub>	19.185	0.033	2118.9	63.9
57661.473	<i>r</i> <sub>P1</sub>	18.899	0.050	2756.3	127.5
57668.305	<i>r</i> <sub>P1</sub>	19.133	0.043	2222.5	87.6
57677.406	<i>r</i> <sub>P1</sub>	19.701	0.117	1317.4	141.9
57686.398	<i>r</i> <sub>P1</sub>	19.963	0.078	1034.3	73.9
57696.215	<i>r</i> <sub>P1</sub>	20.813	0.217	473.1	94.7
57705.430	<i>r</i> <sub>P1</sub>	>20.8		458.3	163.6
57650.500	<i>i</i> <sub>P1</sub>	19.486	0.040	1605.8	59.2
57650.516	<i>i</i> <sub>P1</sub>	19.430	0.038	1691.1	59.4
57650.527	<i>i</i> <sub>P1</sub>	19.417	0.044	1710.1	68.7
57650.539	<i>i</i> <sub>P1</sub>	19.450	0.041	1659.4	62.6
57661.473	<i>i</i> <sub>P1</sub>	19.081	0.058	2330.4	125.0
57668.266	<i>i</i> <sub>P1</sub>	19.639	0.045	1394.2	57.7
57668.277	<i>i</i> <sub>P1</sub>	19.595	0.036	1452.3	47.9
57668.289	<i>i</i> <sub>P1</sub>	19.603	0.038	1441.4	50.4
57668.301	<i>i</i> <sub>P1</sub>	19.583	0.039	1467.9	52.5
57668.305	<i>i</i> <sub>P1</sub>	19.653	0.073	1377.0	93.1
57677.406	<i>i</i> <sub>P1</sub>	19.960	0.135	1037.2	128.7
57678.426	<i>i</i> <sub>P1</sub>	20.053	0.099	952.5	86.7
57678.438	<i>i</i> <sub>P1</sub>	20.253	0.107	792.2	77.8
57678.449	<i>i</i> <sub>P1</sub>	20.132	0.098	885.6	80.2
57678.461	<i>i</i> <sub>P1</sub>	20.104	0.092	908.3	76.9
57686.398	<i>i</i> <sub>P1</sub>	19.617	0.065	1422.4	84.9
57696.215	<i>i</i> <sub>P1</sub>	19.946	0.109	1050.6	105.5
57705.430	<i>i</i> <sub>P1</sub>	20.445	0.240	663.7	146.4
57661.473	<i>z</i> <sub>P1</sub>	20.093	0.204	917.8	172.6
57668.305	<i>z</i> <sub>P1</sub>	20.475	0.232	645.6	137.7
57677.406	<i>z</i> <sub>P1</sub>	>20.9		392.4	149.1
57686.398	<i>z</i> <sub>P1</sub>	20.025	0.132	977.4	119.1

Table 2 (cont'd)

MJD	Filter	Magnitude <sup>1</sup>	Uncertainty	Flux <sup>2</sup>	Uncertainty
57696.215	$z_{P1}$	>20.9		292.0	151.3
57705.430	$z_{P1}$	>20.8		404.1	166.5
2016glz					
57661.465	$g_{P1}$	17.046	0.012	15195.0	173.8
57668.434	$g_{P1}$	17.061	0.011	14984.0	154.4
57680.418	$g_{P1}$	17.880	0.023	7049.8	147.2
57687.410	$g_{P1}$	18.397	0.028	4376.9	112.6
57698.316	$g_{P1}$	19.264	0.067	1968.8	120.8
57710.305	$g_{P1}$	19.507	0.106	1574.3	153.9
57661.465	$r_{P1}$	17.087	0.012	14622.0	158.1
57668.434	$r_{P1}$	17.033	0.010	15370.0	142.2
57680.418	$r_{P1}$	17.630	0.015	8870.4	122.1
57687.410	$r_{P1}$	17.766	0.016	7827.2	117.7
57710.305	$r_{P1}$	18.688	0.036	3349.2	111.3
57615.457	$i_{P1}$	>21.4		22.5	87.8
57615.469	$i_{P1}$	>22.4		-53.7	37.8
57615.496	$i_{P1}$	>22.3		-48.2	41.6
57615.508	$i_{P1}$	>22.3		17.7	41.8
57661.469	$i_{P1}$	17.592	0.017	9189.7	148.0
57668.434	$i_{P1}$	17.697	0.016	8342.9	120.7
57680.418	$i_{P1}$	18.437	0.027	4220.4	105.3
57680.422	$i_{P1}$	18.422	0.016	4278.0	61.4
57680.434	$i_{P1}$	18.408	0.014	4333.8	55.7
57680.445	$i_{P1}$	18.424	0.015	4269.3	60.9
57680.453	$i_{P1}$	18.427	0.015	4256.6	58.0
57687.410	$i_{P1}$	18.342	0.026	4605.7	110.2
57698.316	$i_{P1}$	18.288	0.025	4839.8	113.6
57710.305	$i_{P1}$	18.909	0.051	2730.7	128.1
57661.469	$z_{P1}$	17.706	0.027	8274.2	206.3
57680.418	$z_{P1}$	18.480	0.039	4055.9	144.6
57687.410	$z_{P1}$	18.304	0.035	4770.4	154.8
57698.316	$z_{P1}$	18.420	0.038	4286.0	151.1
57710.305	$z_{P1}$	19.155	0.097	2178.7	195.0
2016gmb					
57661.465	$g_{P1}$	17.662	0.021	8616.1	164.6
57668.430	$g_{P1}$	18.099	0.023	5762.1	123.3
57678.418	$g_{P1}$	19.098	0.109	2294.2	229.3
57686.395	$g_{P1}$	19.522	0.067	1552.5	95.7
57698.320	$g_{P1}$	20.195	0.186	835.5	143.4
57661.465	$r_{P1}$	17.760	0.019	7872.8	137.2
57668.430	$r_{P1}$	18.026	0.019	6161.4	109.0
57678.418	$r_{P1}$	18.428	0.053	4254.6	206.8
57686.395	$r_{P1}$	18.608	0.028	3603.5	93.1
57698.320	$r_{P1}$	19.230	0.060	2033.0	111.5
57713.207	$r_{P1}$	19.891	0.140	1105.8	142.3
57661.465	$i_{P1}$	18.376	0.030	4462.5	122.3
57668.430	$i_{P1}$	18.804	0.037	3008.9	102.4
57678.418	$i_{P1}$	19.041	0.093	2419.1	206.8
57686.395	$i_{P1}$	18.882	0.036	2800.6	93.4
57698.320	$i_{P1}$	19.414	0.084	1715.5	132.8
57713.207	$i_{P1}$	19.749	0.123	1260.5	142.8
57661.465	$z_{P1}$	18.664	0.060	3423.6	189.7
57668.434	$z_{P1}$	19.317	0.080	1876.3	138.1
57678.418	$z_{P1}$	19.166	0.145	2156.2	288.1
57686.395	$z_{P1}$	19.188	0.064	2111.7	123.6
57698.320	$z_{P1}$	19.522	0.119	1552.4	170.2
57713.211	$z_{P1}$	>20.7		349.7	176.2
2016gmg					

Table 2 (cont'd)

MJD	Filter	Magnitude <sup>1</sup>	Uncertainty	Flux <sup>2</sup>	Uncertainty
57657.387	<i>g</i> <sub>P1</sub>	18.297	0.033	4801.7	145.8
57667.410	<i>g</i> <sub>P1</sub>	18.320	0.027	4699.9	116.0
57672.305	<i>g</i> <sub>P1</sub>	18.530	0.035	3874.1	123.4
57677.359	<i>g</i> <sub>P1</sub>	19.117	0.108	2254.7	225.0
57688.281	<i>g</i> <sub>P1</sub>	20.644	0.143	552.5	72.8
57699.207	<i>g</i> <sub>P1</sub>	21.128	0.276	354.0	90.0
57657.387	<i>r</i> <sub>P1</sub>	18.277	0.027	4886.7	121.4
57667.410	<i>r</i> <sub>P1</sub>	18.188	0.021	5306.0	103.8
57672.305	<i>r</i> <sub>P1</sub>	18.336	0.027	4629.0	115.5
57677.359	<i>r</i> <sub>P1</sub>	18.583	0.046	3688.6	157.2
57688.281	<i>r</i> <sub>P1</sub>	19.384	0.054	1763.3	87.1
57699.211	<i>r</i> <sub>P1</sub>	20.032	0.089	970.6	79.3
57657.387	<i>i</i> <sub>P1</sub>	18.506	0.037	3958.6	136.4
57667.410	<i>i</i> <sub>P1</sub>	18.637	0.034	3507.6	111.2
57672.309	<i>i</i> <sub>P1</sub>	19.100	0.052	2290.9	109.7
57677.359	<i>i</i> <sub>P1</sub>	19.226	0.071	2040.3	132.9
57688.281	<i>i</i> <sub>P1</sub>	19.186	0.055	2116.0	107.4
57699.211	<i>i</i> <sub>P1</sub>	20.264	0.113	784.2	81.3
57667.414	<i>z</i> <sub>P1</sub>	18.777	0.051	3083.9	145.9
57672.309	<i>z</i> <sub>P1</sub>	19.266	0.083	1966.4	150.0
57677.359	<i>z</i> <sub>P1</sub>	19.157	0.083	2173.2	166.0
57688.281	<i>z</i> <sub>P1</sub>	19.445	0.104	1667.4	160.2
57699.211	<i>z</i> <sub>P1</sub>	19.931	0.145	1065.8	142.6
2016gou					
57658.230	<i>g</i> <sub>P1</sub>	16.500	0.010	25110.0	234.3
57667.254	<i>g</i> <sub>P1</sub>	15.914	0.009	43079.0	365.1
57672.242	<i>g</i> <sub>P1</sub>	16.074	0.008	37184.0	264.6
57678.238	<i>g</i> <sub>P1</sub>	16.388	0.010	27852.0	267.8
57688.207	<i>g</i> <sub>P1</sub>	17.279	0.015	12258.0	171.7
57698.207	<i>g</i> <sub>P1</sub>	18.154	0.031	5474.7	154.5
57658.230	<i>r</i> <sub>P1</sub>	16.362	0.009	28520.0	238.8
57667.254	<i>r</i> <sub>P1</sub>	15.862	0.008	45190.0	334.1
57672.242	<i>r</i> <sub>P1</sub>	15.873	0.006	44736.0	240.3
57678.238	<i>r</i> <sub>P1</sub>	16.309	0.008	29958.0	220.6
57688.211	<i>r</i> <sub>P1</sub>	16.621	0.009	22464.0	186.2
57698.207	<i>r</i> <sub>P1</sub>	16.993	0.011	15953.0	168.8
57658.230	<i>i</i> <sub>P1</sub>	16.422	0.009	26991.0	220.4
57667.254	<i>i</i> <sub>P1</sub>	16.265	0.011	31185.0	319.1
57672.242	<i>i</i> <sub>P1</sub>	16.413	0.009	27214.0	224.8
57678.238	<i>i</i> <sub>P1</sub>	16.942	0.012	16720.0	191.8
57688.211	<i>i</i> <sub>P1</sub>	16.913	0.012	17170.0	189.1
57698.207	<i>i</i> <sub>P1</sub>	16.912	0.012	17193.0	186.4
57658.230	<i>z</i> <sub>P1</sub>	16.439	0.011	26565.0	280.9
57667.254	<i>z</i> <sub>P1</sub>	16.120	0.010	35636.0	332.4
57672.242	<i>z</i> <sub>P1</sub>	16.316	0.011	29756.0	293.6
57678.242	<i>z</i> <sub>P1</sub>	16.587	0.013	23175.0	287.3
57688.211	<i>z</i> <sub>P1</sub>	16.513	0.012	24811.0	274.6
57698.207	<i>z</i> <sub>P1</sub>	16.747	0.014	19999.0	259.9
2016grz					
57668.438	<i>g</i> <sub>P1</sub>	18.922	0.038	2697.8	93.5
57672.406	<i>g</i> <sub>P1</sub>	18.934	0.054	2669.0	132.9
57681.383	<i>g</i> <sub>P1</sub>	19.265	0.071	1968.5	129.0
57688.395	<i>g</i> <sub>P1</sub>	20.143	0.150	876.4	120.8
57699.320	<i>g</i> <sub>P1</sub>	20.732	0.194	509.4	91.1
57668.438	<i>r</i> <sub>P1</sub>	18.808	0.030	2998.1	81.6
57672.406	<i>r</i> <sub>P1</sub>	18.854	0.042	2874.1	112.0
57681.387	<i>r</i> <sub>P1</sub>	19.046	0.050	2406.6	110.3
57688.395	<i>r</i> <sub>P1</sub>	19.499	0.074	1586.4	108.8

Table 2 (cont'd)

MJD	Filter	Magnitude <sup>1</sup>	Uncertainty	Flux <sup>2</sup>	Uncertainty
57699.320	<i>r</i> <sub>P1</sub>	19.948	0.100	1049.1	96.7
57668.438	<i>i</i> <sub>P1</sub>	19.126	0.041	2236.3	83.7
57672.406	<i>i</i> <sub>P1</sub>	19.259	0.052	1978.5	94.5
57681.387	<i>i</i> <sub>P1</sub>	19.557	0.077	1503.8	107.0
57688.395	<i>i</i> <sub>P1</sub>	20.132	0.140	885.5	114.1
57699.320	<i>i</i> <sub>P1</sub>	19.784	0.087	1220.6	97.4
57668.438	<i>z</i> <sub>P1</sub>	19.794	0.099	1208.7	110.3
57672.406	<i>z</i> <sub>P1</sub>	19.896	0.145	1100.7	146.9
57681.387	<i>z</i> <sub>P1</sub>	>20.8		443.4	157.7
57688.395	<i>z</i> <sub>P1</sub>	20.667	0.283	541.0	140.8
57699.320	<i>z</i> <sub>P1</sub>	19.950	0.132	1046.8	127.3
2016gsn					
57663.582	<i>g</i> <sub>P1</sub>	15.573	0.007	58989.0	371.5
57668.434	<i>g</i> <sub>P1</sub>	15.176	0.004	85059.0	348.9
57674.523	<i>g</i> <sub>P1</sub>	15.164	0.005	86010.0	368.9
57681.387	<i>g</i> <sub>P1</sub>	15.457	0.006	65639.0	340.5
57687.402	<i>g</i> <sub>P1</sub>	15.889	0.006	44091.0	238.4
57697.340	<i>g</i> <sub>P1</sub>	16.695	0.010	20987.0	192.7
57663.582	<i>r</i> <sub>P1</sub>	15.569	0.006	59236.0	337.6
57668.434	<i>r</i> <sub>P1</sub>	15.229	0.004	80993.0	291.3
57674.527	<i>r</i> <sub>P1</sub>	15.148	0.004	87282.0	306.3
57681.387	<i>r</i> <sub>P1</sub>	15.425	0.005	67578.0	293.5
57687.402	<i>r</i> <sub>P1</sub>	15.768	0.005	49306.0	234.8
57697.340	<i>r</i> <sub>P1</sub>	15.894	0.005	43899.0	221.6
57663.582	<i>i</i> <sub>P1</sub>	15.741	0.007	50515.0	338.5
57668.438	<i>i</i> <sub>P1</sub>	15.551	0.005	60211.0	268.6
57674.527	<i>i</i> <sub>P1</sub>	15.728	0.005	51165.0	250.1
57681.387	<i>i</i> <sub>P1</sub>	16.131	0.007	35302.0	232.5
57687.402	<i>i</i> <sub>P1</sub>	16.377	0.008	28121.0	194.3
57697.340	<i>i</i> <sub>P1</sub>	16.144	0.007	34855.0	211.1
57663.582	<i>z</i> <sub>P1</sub>	15.839	0.010	46194.0	410.7
57668.438	<i>z</i> <sub>P1</sub>	15.541	0.006	60775.0	344.3
57674.527	<i>z</i> <sub>P1</sub>	15.573	0.007	59013.0	362.3
57681.387	<i>z</i> <sub>P1</sub>	15.911	0.008	43227.0	314.8
57687.402	<i>z</i> <sub>P1</sub>	15.994	0.008	40015.0	283.4
57697.340	<i>z</i> <sub>P1</sub>	15.995	0.008	39990.0	297.9
2016gsu					
57669.355	<i>g</i> <sub>P1</sub>	18.570	0.031	3732.4	105.8
57674.344	<i>g</i> <sub>P1</sub>	18.742	0.056	3186.3	163.7
57680.469	<i>g</i> <sub>P1</sub>	19.209	0.059	2071.2	112.3
57687.457	<i>g</i> <sub>P1</sub>	20.235	0.146	805.7	108.5
57695.441	<i>g</i> <sub>P1</sub>	20.849	0.274	457.6	115.6
57707.398	<i>g</i> <sub>P1</sub>	>20.5		343.3	210.2
57669.359	<i>r</i> <sub>P1</sub>	18.811	0.033	2989.2	91.9
57674.344	<i>r</i> <sub>P1</sub>	18.787	0.043	3056.5	120.1
57680.469	<i>r</i> <sub>P1</sub>	18.932	0.039	2673.9	95.6
57687.457	<i>r</i> <sub>P1</sub>	19.307	0.064	1893.0	111.8
57695.445	<i>r</i> <sub>P1</sub>	19.676	0.089	1347.7	111.0
57707.398	<i>r</i> <sub>P1</sub>	20.855	0.316	455.0	132.6
57669.359	<i>i</i> <sub>P1</sub>	18.966	0.043	2592.0	103.5
57674.344	<i>i</i> <sub>P1</sub>	19.041	0.056	2417.7	123.8
57680.469	<i>i</i> <sub>P1</sub>	19.555	0.064	1507.0	88.7
57687.457	<i>i</i> <sub>P1</sub>	19.545	0.091	1519.9	127.8
57695.445	<i>i</i> <sub>P1</sub>	19.516	0.087	1561.8	124.6
57707.398	<i>i</i> <sub>P1</sub>	20.098	0.151	913.4	126.7
57707.402	<i>i</i> <sub>P1</sub>	20.032	0.092	970.9	81.9
57707.414	<i>i</i> <sub>P1</sub>	20.323	0.146	742.5	100.2
57707.430	<i>i</i> <sub>P1</sub>	20.270	0.185	780.1	132.8

Table 2 (cont'd)

MJD	Filter	Magnitude <sup>1</sup>	Uncertainty	Flux <sup>2</sup>	Uncertainty
57707.445	<i>i</i> <sub>P1</sub>	20.281	0.130	772.3	92.1
57674.344	<i>z</i> <sub>P1</sub>	19.273	0.087	1954.0	156.5
57680.469	<i>z</i> <sub>P1</sub>	19.787	0.104	1217.1	116.1
57687.461	<i>z</i> <sub>P1</sub>	20.159	0.237	863.6	188.8
57695.445	<i>z</i> <sub>P1</sub>	19.902	0.187	1094.7	188.5
57707.398	<i>z</i> <sub>P1</sub>	20.166	0.215	858.4	169.6
2016gye					
57670.242	<i>g</i> <sub>P1</sub>	15.836	0.008	46308.0	362.3
57676.223	<i>g</i> <sub>P1</sub>	15.671	0.011	53902.0	544.1
57686.246	<i>g</i> <sub>P1</sub>	16.232	0.011	32145.0	333.2
57693.207	<i>g</i> <sub>P1</sub>	17.172	0.030	13530.0	379.9
57705.211	<i>g</i> <sub>P1</sub>	18.059	0.069	5976.5	381.7
57670.242	<i>r</i> <sub>P1</sub>	15.843	0.010	46013.0	417.8
57676.223	<i>r</i> <sub>P1</sub>	15.708	0.010	52076.0	494.9
57686.246	<i>r</i> <sub>P1</sub>	16.224	0.014	32393.0	426.0
57693.207	<i>r</i> <sub>P1</sub>	16.312	0.016	29865.0	452.6
57705.211	<i>r</i> <sub>P1</sub>	17.080	0.028	14725.0	381.6
57670.242	<i>i</i> <sub>P1</sub>	16.233	0.014	32121.0	424.0
57676.223	<i>i</i> <sub>P1</sub>	16.408	0.018	27347.0	465.0
57686.246	<i>i</i> <sub>P1</sub>	16.844	0.025	18299.0	425.5
57693.207	<i>i</i> <sub>P1</sub>	16.787	0.035	19283.0	622.9
57705.211	<i>i</i> <sub>P1</sub>	17.025	0.032	15492.0	451.1
57686.246	<i>z</i> <sub>P1</sub>	16.665	0.022	21582.0	444.5
57693.207	<i>z</i> <sub>P1</sub>	16.553	0.026	23918.0	571.7
57705.211	<i>z</i> <sub>P1</sub>	16.760	0.027	19768.0	485.0
2016hgw					
57690.395	<i>g</i> <sub>P1</sub>	17.158	0.013	13706.0	163.2
57695.453	<i>g</i> <sub>P1</sub>	17.453	0.016	10446.0	152.9
57700.434	<i>g</i> <sub>P1</sub>	18.083	0.036	5847.5	192.0
57721.402	<i>g</i> <sub>P1</sub>	19.625	0.076	1412.5	99.2
57736.309	<i>g</i> <sub>P1</sub>	20.286	0.299	768.7	211.7
57744.270	<i>g</i> <sub>P1</sub>	20.493	0.147	635.2	85.9
57690.395	<i>r</i> <sub>P1</sub>	17.003	0.011	15806.0	158.5
57695.453	<i>r</i> <sub>P1</sub>	17.066	0.011	14908.0	149.2
57700.434	<i>r</i> <sub>P1</sub>	17.351	0.014	11474.0	148.3
57721.402	<i>r</i> <sub>P1</sub>	18.786	0.039	3059.9	109.6
57736.312	<i>r</i> <sub>P1</sub>	19.297	0.081	1910.3	141.7
57744.273	<i>r</i> <sub>P1</sub>	19.764	0.086	1243.1	98.5
57672.418	<i>i</i> <sub>P1</sub>	>22.4		-30.3	37.8
57672.434	<i>i</i> <sub>P1</sub>	>22.2		-72.9	42.5
57690.395	<i>i</i> <sub>P1</sub>	17.188	0.014	13332.0	173.4
57695.453	<i>i</i> <sub>P1</sub>	17.382	0.015	11146.0	151.0
57700.434	<i>i</i> <sub>P1</sub>	17.623	0.022	8931.5	177.8
57712.406	<i>i</i> <sub>P1</sub>	18.053	0.024	6011.2	130.2
57721.402	<i>i</i> <sub>P1</sub>	18.819	0.048	2968.9	130.9
57736.312	<i>i</i> <sub>P1</sub>	19.445	0.098	1667.1	151.2
57744.273	<i>i</i> <sub>P1</sub>	19.825	0.093	1175.1	100.3
57695.453	<i>z</i> <sub>P1</sub>	17.392	0.019	11050.0	196.3
57700.434	<i>z</i> <sub>P1</sub>	17.434	0.023	10622.0	227.7
57721.402	<i>z</i> <sub>P1</sub>	18.688	0.057	3346.7	174.8
57736.312	<i>z</i> <sub>P1</sub>	19.632	0.142	1404.1	183.7
57744.273	<i>z</i> <sub>P1</sub>	19.976	0.174	1022.6	163.7
2016h hv					
57696.211	<i>g</i> <sub>P1</sub>	18.075	0.023	5888.9	125.5
57705.426	<i>g</i> <sub>P1</sub>	18.813	0.092	2983.7	251.8
57713.207	<i>g</i> <sub>P1</sub>	19.600	0.054	1445.9	71.5
57737.258	<i>g</i> <sub>P1</sub>	>21.3		240.7	99.6
57696.211	<i>r</i> <sub>P1</sub>	18.143	0.022	5531.9	113.8

Table 2 (cont'd)

MJD	Filter	Magnitude <sup>1</sup>	Uncertainty	Flux <sup>2</sup>	Uncertainty
57705.426	$r_{P1}$	18.749	0.065	3164.7	189.3
57713.207	$r_{P1}$	18.995	0.031	2524.0	73.1
57737.258	$r_{P1}$	20.127	0.098	889.2	80.2
57650.523	$i_{P1}$	>21.4		64.9	91.3
57650.539	$i_{P1}$	>22.0		49.5	51.6
57668.262	$i_{P1}$	>22.1		17.7	48.4
57668.273	$i_{P1}$	>22.4		0.6	37.1
57668.285	$i_{P1}$	>22.3		-34.7	39.9
57668.297	$i_{P1}$	>22.2		-39.6	42.6
57678.426	$i_{P1}$	>21.8		-146.6	63.8
57678.438	$i_{P1}$	21.950	0.342	165.9	52.3
57678.449	$i_{P1}$	>22.0		-0.7	55.2
57678.461	$i_{P1}$	>22.0		-15.6	52.3
57696.211	$i_{P1}$	18.682	0.035	3365.4	107.7
57705.426	$i_{P1}$	19.378	0.087	1773.2	141.5
57713.207	$i_{P1}$	19.425	0.048	1698.6	74.9
57737.262	$i_{P1}$	20.295	0.106	761.9	74.3
57696.211	$z_{P1}$	18.943	0.065	2647.7	159.0
57705.426	$z_{P1}$	19.368	0.123	1789.3	202.3
57713.207	$z_{P1}$	19.581	0.094	1470.6	126.7
57737.262	$z_{P1}$	20.592	0.177	579.8	94.7
2016hjk					
57690.398	$g_{P1}$	18.354	0.030	4553.8	125.6
57695.449	$g_{P1}$	18.631	0.046	3527.7	148.7
57700.438	$g_{P1}$	19.159	0.087	2169.2	174.2
57706.398	$g_{P1}$	19.669	0.339	1356.1	422.8
57735.273	$g_{P1}$	>20.0		571.3	328.0
57735.277	$g_{P1}$	>19.8		257.5	387.2
57690.398	$r_{P1}$	18.206	0.024	5217.2	114.9
57695.449	$r_{P1}$	18.364	0.031	4510.4	128.8
57700.438	$r_{P1}$	18.670	0.046	3405.5	144.7
57706.402	$r_{P1}$	18.857	0.101	2864.2	267.1
57735.273	$r_{P1}$	19.767	0.204	1239.7	233.0
57735.277	$r_{P1}$	20.241	0.355	800.9	261.9
57653.535	$i_{P1}$	>22.3		42.9	39.2
57653.547	$i_{P1}$	>22.3		50.7	38.6
57653.559	$i_{P1}$	>22.3		-47.3	38.9
57653.566	$i_{P1}$	>22.4		57.8	37.3
57673.445	$i_{P1}$	19.442	0.040	1672.4	61.4
57673.457	$i_{P1}$	19.608	0.046	1434.9	61.1
57673.465	$i_{P1}$	19.607	0.047	1436.7	62.4
57673.477	$i_{P1}$	19.549	0.045	1515.6	63.2
57681.441	$i_{P1}$	18.811	0.027	2988.8	74.6
57681.453	$i_{P1}$	18.872	0.027	2824.9	70.3
57681.465	$i_{P1}$	18.806	0.025	3002.2	70.1
57681.473	$i_{P1}$	18.751	0.025	3159.7	72.2
57690.398	$i_{P1}$	18.721	0.042	3247.6	124.6
57695.449	$i_{P1}$	18.961	0.054	2604.4	130.3
57700.438	$i_{P1}$	19.312	0.093	1884.8	161.7
57706.402	$i_{P1}$	19.172	0.107	2143.0	212.0
57709.395	$i_{P1}$	19.129	0.054	2230.7	111.5
57709.402	$i_{P1}$	19.155	0.056	2177.9	111.6
57709.414	$i_{P1}$	19.179	0.062	2129.5	120.9
57709.426	$i_{P1}$	19.186	0.046	2115.7	90.0
57735.273	$i_{P1}$	>20.6		217.6	189.3
57735.277	$i_{P1}$	20.275	0.292	776.4	208.7
57690.398	$z_{P1}$	19.036	0.077	2429.0	173.3
57695.449	$z_{P1}$	19.138	0.101	2212.9	204.8

Table 2 (cont'd)

MJD	Filter	Magnitude <sup>1</sup>	Uncertainty	Flux <sup>2</sup>	Uncertainty
57700.438	$z_{P1}$	19.335	0.152	1844.8	258.8
57706.402	$z_{P1}$	19.493	0.179	1595.2	263.6
57735.273	$z_{P1}$	20.199	0.349	832.8	267.6
57735.277	$z_{P1}$	>20.1		12.1	299.2
2016hli					
57695.457	$g_{P1}$	16.960	0.012	16449.0	184.3
57710.465	$g_{P1}$	18.058	0.034	5979.7	188.2
57721.352	$g_{P1}$	19.039	0.047	2422.9	104.7
57744.418	$g_{P1}$	20.008	0.111	992.5	101.4
57695.457	$r_{P1}$	16.591	0.008	23096.0	175.5
57700.441	$r_{P1}$	16.614	0.009	22617.0	196.6
57710.465	$r_{P1}$	17.088	0.012	14620.0	160.1
57721.352	$r_{P1}$	17.909	0.018	6863.5	111.4
57744.418	$r_{P1}$	18.849	0.037	2886.7	99.7
57695.457	$i_{P1}$	16.632	0.009	22235.0	185.6
57700.441	$i_{P1}$	16.812	0.011	18840.0	194.4
57710.465	$i_{P1}$	17.052	0.014	15103.0	199.7
57721.352	$i_{P1}$	17.509	0.014	9916.2	129.6
57744.418	$i_{P1}$	18.618	0.033	3571.5	109.6
57695.457	$z_{P1}$	16.576	0.011	23429.0	238.3
57700.441	$z_{P1}$	16.670	0.014	21480.0	270.2
57710.465	$z_{P1}$	16.776	0.015	19487.0	276.6
57721.352	$z_{P1}$	17.211	0.017	13045.0	208.9
57744.418	$z_{P1}$	18.681	0.051	3368.7	157.5
2016hns					
57693.254	$g_{P1}$	17.172	0.014	13528.0	173.9
57698.262	$g_{P1}$	17.050	0.013	15129.0	175.5
57704.273	$g_{P1}$	17.330	0.019	11690.0	205.3
57721.246	$g_{P1}$	18.909	0.034	2730.4	86.7
57737.207	$g_{P1}$	19.731	0.077	1281.3	91.1
57693.254	$r_{P1}$	17.354	0.013	11442.0	138.2
57698.262	$r_{P1}$	17.093	0.011	14554.0	150.8
57704.273	$r_{P1}$	17.301	0.015	12008.0	167.1
57721.246	$r_{P1}$	17.973	0.017	6466.3	102.2
57737.211	$r_{P1}$	19.021	0.038	2463.1	86.8
57675.336	$i_{P1}$	>21.3		285.7	103.4
57675.348	$i_{P1}$	>20.9		-312.3	142.5
57675.363	$i_{P1}$	>20.7		222.8	182.1
57675.375	$i_{P1}$	>21.3		145.0	105.3
57693.254	$i_{P1}$	17.679	0.018	8479.6	139.9
57698.262	$i_{P1}$	17.680	0.017	8472.9	131.6
57704.273	$i_{P1}$	18.009	0.023	6259.9	130.4
57721.246	$i_{P1}$	18.207	0.021	5214.2	100.8
57737.211	$i_{P1}$	19.428	0.054	1694.0	84.6
57693.254	$z_{P1}$	17.732	0.027	8075.4	198.3
57698.262	$z_{P1}$	17.720	0.023	8167.1	174.3
57704.273	$z_{P1}$	18.016	0.032	6217.0	183.0
57721.246	$z_{P1}$	18.216	0.034	5171.6	159.8
57737.211	$z_{P1}$	19.377	0.066	1775.8	107.3
2016hot					
57695.445	$g_{P1}$	17.966	0.022	6509.1	129.6
57700.430	$g_{P1}$	18.172	0.030	5383.1	146.8
57710.406	$g_{P1}$	18.990	0.073	2534.1	170.4
57736.254	$g_{P1}$	20.018	0.177	984.0	160.2
57744.215	$g_{P1}$	19.924	0.102	1072.9	101.2
57695.445	$r_{P1}$	17.894	0.019	6957.6	120.1
57700.434	$r_{P1}$	17.971	0.024	6480.9	145.2
57710.406	$r_{P1}$	18.293	0.044	4816.2	196.1



Table 2 (cont'd)

MJD	Filter	Magnitude <sup>1</sup>	Uncertainty	Flux <sup>2</sup>	Uncertainty
57736.254	$r_{P1}$	19.312	0.075	1883.9	130.7
57744.215	$r_{P1}$	19.484	0.055	1607.8	81.8
57695.445	$i_{P1}$	18.012	0.023	6238.4	131.8
57700.434	$i_{P1}$	18.110	0.030	5702.6	159.7
57707.414	$i_{P1}$	18.131	0.018	5590.8	94.0
57707.426	$i_{P1}$	18.099	0.024	5761.0	126.3
57707.441	$i_{P1}$	18.142	0.053	5536.7	269.9
57707.453	$i_{P1}$	18.106	0.019	5721.4	98.2
57710.410	$i_{P1}$	18.359	0.041	4531.2	170.3
57736.254	$i_{P1}$	19.112	0.085	2264.9	178.0
57744.215	$i_{P1}$	19.298	0.053	1908.3	93.9
57695.445	$z_{P1}$	18.170	0.037	5393.6	183.3
57700.434	$z_{P1}$	18.200	0.047	5249.0	226.8
57710.410	$z_{P1}$	18.362	0.045	4519.1	188.8
57736.254	$z_{P1}$	19.019	0.110	2469.0	250.9
57744.203	$z_{P1}$	19.229	0.057	2033.3	106.6
57744.219	$z_{P1}$	19.497	0.103	1589.1	150.2
2016hpw					
57696.207	$g_{P1}$	16.289	0.064	30515.0	1791.8
57705.207	$g_{P1}$	16.125	0.090	35488.0	2927.6
57712.203	$g_{P1}$	16.583	0.168	23265.0	3610.0
57736.207	$g_{P1}$	17.747	0.217	7967.7	1593.5
57750.211	$g_{P1}$	18.889	0.190	2782.6	487.9
57696.207	$r_{P1}$	16.341	0.007	29092.0	200.0
57705.207	$r_{P1}$	15.950	0.009	41681.0	360.6
57712.203	$r_{P1}$	16.169	0.008	34062.0	248.2
57736.207	$r_{P1}$	17.040	0.018	15273.0	256.9
57750.211	$r_{P1}$	17.909	0.034	6862.8	217.8
57696.211	$i_{P1}$	16.610	0.009	22703.0	193.1
57705.207	$i_{P1}$	16.605	0.013	22800.0	277.0
57712.203	$i_{P1}$	16.864	0.015	17969.0	252.1
57736.207	$i_{P1}$	17.169	0.018	13560.0	230.8
57750.211	$i_{P1}$	17.972	0.051	6472.2	301.5
57696.211	$z_{P1}$	16.574	0.012	23466.0	261.2
57705.207	$z_{P1}$	16.534	0.016	24345.0	364.1
57712.203	$z_{P1}$	16.833	0.018	18479.0	306.0
57736.207	$z_{P1}$	17.080	0.022	14719.0	293.3
57750.211	$z_{P1}$	18.122	0.066	5639.3	341.2
2016hpx					
57696.613	$g_{P1}$	16.776	0.012	19480.0	210.1
57700.539	$g_{P1}$	16.514	0.016	24803.0	364.5
57736.453	$g_{P1}$	18.640	0.087	3500.2	280.8
57745.465	$g_{P1}$	18.907	0.046	2736.1	115.8
57696.613	$r_{P1}$	16.892	0.011	17511.0	184.1
57700.539	$r_{P1}$	16.585	0.015	23220.0	325.6
57706.523	$r_{P1}$	16.571	0.012	23524.0	249.3
57736.457	$r_{P1}$	17.593	0.023	9181.1	198.7
57745.465	$r_{P1}$	18.152	0.024	5483.5	123.0
57676.605	$i_{P1}$	>21.1		-15.4	123.1
57676.613	$i_{P1}$	>21.0		77.4	130.7
57676.617	$i_{P1}$	>21.5		2.6	86.8
57676.625	$i_{P1}$	>20.8		70.6	164.9
57696.613	$i_{P1}$	17.245	0.015	12652.0	180.2
57700.539	$i_{P1}$	17.096	0.024	14502.0	324.1
57705.535	$i_{P1}$	17.154	0.008	13754.0	107.0
57705.547	$i_{P1}$	17.156	0.009	13722.0	109.9
57705.555	$i_{P1}$	17.152	0.008	13775.0	104.5
57705.566	$i_{P1}$	17.145	0.008	13863.0	102.8

Table 2 (cont'd)

MJD	Filter	Magnitude <sup>1</sup>	Uncertainty	Flux <sup>2</sup>	Uncertainty
57706.523	<i>i</i> <sub>P1</sub>	17.214	0.016	13009.0	193.4
57736.457	<i>i</i> <sub>P1</sub>	17.768	0.023	7810.9	168.6
57745.465	<i>i</i> <sub>P1</sub>	18.364	0.030	4511.8	124.8
57766.348	<i>i</i> <sub>P1</sub>	19.163	0.046	2162.6	92.3
57766.359	<i>i</i> <sub>P1</sub>	19.184	0.044	2119.8	85.9
57766.371	<i>i</i> <sub>P1</sub>	19.166	0.047	2156.4	92.8
57766.383	<i>i</i> <sub>P1</sub>	19.297	0.050	1910.8	88.2
57696.613	<i>z</i> <sub>P1</sub>	17.365	0.024	11324.0	248.5
57700.539	<i>z</i> <sub>P1</sub>	17.164	0.036	13626.0	452.3
57706.523	<i>z</i> <sub>P1</sub>	17.270	0.021	12363.0	234.5
57736.457	<i>z</i> <sub>P1</sub>	17.838	0.030	7327.6	202.2
57745.465	<i>z</i> <sub>P1</sub>	18.401	0.044	4359.9	176.7
2016hql					
57697.238	<i>g</i> <sub>P1</sub>	17.771	0.023	7788.9	164.9
57704.270	<i>g</i> <sub>P1</sub>	18.126	0.036	5617.3	186.7
57710.254	<i>g</i> <sub>P1</sub>	18.471	0.030	4090.7	113.3
57721.242	<i>g</i> <sub>P1</sub>	19.384	0.057	1763.8	92.4
57736.211	<i>g</i> <sub>P1</sub>	>20.8		232.5	159.2
57744.211	<i>g</i> <sub>P1</sub>	20.311	0.189	750.8	130.7
57697.238	<i>r</i> <sub>P1</sub>	17.773	0.025	7775.4	175.8
57704.270	<i>r</i> <sub>P1</sub>	18.006	0.023	6273.8	133.1
57710.254	<i>r</i> <sub>P1</sub>	18.286	0.024	4846.3	105.9
57721.242	<i>r</i> <sub>P1</sub>	18.579	0.027	3703.3	93.2
57736.211	<i>r</i> <sub>P1</sub>	19.322	0.082	1866.7	141.3
57744.215	<i>r</i> <sub>P1</sub>	19.533	0.079	1538.1	111.3
57697.238	<i>i</i> <sub>P1</sub>	18.287	0.036	4845.5	161.4
57704.270	<i>i</i> <sub>P1</sub>	18.630	0.036	3533.2	117.2
57710.254	<i>i</i> <sub>P1</sub>	19.074	0.048	2346.9	103.8
57721.242	<i>i</i> <sub>P1</sub>	19.058	0.045	2381.6	98.4
57736.211	<i>i</i> <sub>P1</sub>	19.330	0.073	1853.2	124.1
57744.215	<i>i</i> <sub>P1</sub>	19.588	0.084	1461.8	112.8
57697.238	<i>z</i> <sub>P1</sub>	18.239	0.052	5062.8	240.8
57704.270	<i>z</i> <sub>P1</sub>	18.595	0.048	3647.3	160.5
57710.254	<i>z</i> <sub>P1</sub>	19.162	0.079	2164.5	157.0
57721.242	<i>z</i> <sub>P1</sub>	19.081	0.059	2330.7	127.0
57736.211	<i>z</i> <sub>P1</sub>	19.324	0.099	1863.9	170.0
57744.215	<i>z</i> <sub>P1</sub>	20.078	0.177	930.3	151.8
2016htm					
57695.449	<i>g</i> <sub>P1</sub>	17.480	0.019	10187.0	175.9
57697.402	<i>g</i> <sub>P1</sub>	17.263	0.014	12440.0	161.9
57702.434	<i>g</i> <sub>P1</sub>	17.044	0.014	15218.0	199.0
57706.398	<i>g</i> <sub>P1</sub>	17.153	0.035	13771.0	449.3
57707.387	<i>g</i> <sub>P1</sub>	17.114	0.022	14263.0	292.8
57721.352	<i>g</i> <sub>P1</sub>	18.338	0.046	4620.3	195.4
57735.277	<i>g</i> <sub>P1</sub>	19.812	0.362	1188.6	396.0
57695.449	<i>r</i> <sub>P1</sub>	17.565	0.017	9420.6	146.7
57697.402	<i>r</i> <sub>P1</sub>	17.377	0.013	11203.0	132.8
57702.434	<i>r</i> <sub>P1</sub>	17.197	0.012	13217.0	145.4
57706.402	<i>r</i> <sub>P1</sub>	17.245	0.026	12644.0	301.5
57707.391	<i>r</i> <sub>P1</sub>	17.231	0.018	12814.0	207.1
57721.352	<i>r</i> <sub>P1</sub>	17.976	0.023	6452.4	136.0
57735.277	<i>r</i> <sub>P1</sub>	18.541	0.076	3834.9	269.9
57673.445	<i>i</i> <sub>P1</sub>	>21.8		-18.6	63.0
57673.457	<i>i</i> <sub>P1</sub>	>21.9		121.5	57.3
57673.469	<i>i</i> <sub>P1</sub>	>21.9		-23.6	55.9
57673.477	<i>i</i> <sub>P1</sub>	>21.8		-20.2	61.3
57681.441	<i>i</i> <sub>P1</sub>	>21.9		41.8	58.4
57681.453	<i>i</i> <sub>P1</sub>	>21.9		47.0	57.7

Table 2 (cont'd)

MJD	Filter	Magnitude <sup>1</sup>	Uncertainty	Flux <sup>2</sup>	Uncertainty
57681.465	<i>i</i> <sub>P1</sub>	>22.0		80.4	52.9
57681.477	<i>i</i> <sub>P1</sub>	>21.9		-43.2	58.4
57695.449	<i>i</i> <sub>P1</sub>	17.869	0.022	7119.1	146.2
57697.402	<i>i</i> <sub>P1</sub>	17.692	0.018	8382.7	137.6
57702.434	<i>i</i> <sub>P1</sub>	17.819	0.018	7454.8	122.5
57706.402	<i>i</i> <sub>P1</sub>	17.997	0.039	6328.3	226.5
57707.391	<i>i</i> <sub>P1</sub>	17.901	0.026	6910.2	165.5
57709.395	<i>i</i> <sub>P1</sub>	18.030	0.022	6135.4	125.5
57709.406	<i>i</i> <sub>P1</sub>	18.017	0.020	6214.2	115.0
57709.414	<i>i</i> <sub>P1</sub>	18.043	0.020	6064.6	111.1
57709.426	<i>i</i> <sub>P1</sub>	18.025	0.020	6167.2	112.5
57721.352	<i>i</i> <sub>P1</sub>	18.612	0.039	3591.5	127.5
57735.277	<i>i</i> <sub>P1</sub>	18.474	0.061	4076.3	228.9
57761.227	<i>i</i> <sub>P1</sub>	19.765	0.051	1241.1	58.2
57761.238	<i>i</i> <sub>P1</sub>	19.759	0.048	1248.0	55.3
57761.250	<i>i</i> <sub>P1</sub>	19.729	0.058	1284.1	68.2
57761.258	<i>i</i> <sub>P1</sub>	19.904	0.063	1092.4	62.9
57695.449	<i>z</i> <sub>P1</sub>	17.995	0.038	6336.9	219.1
57697.402	<i>z</i> <sub>P1</sub>	17.893	0.026	6962.6	166.4
57702.438	<i>z</i> <sub>P1</sub>	17.854	0.024	7220.1	159.3
57706.402	<i>z</i> <sub>P1</sub>	18.025	0.049	6165.9	279.6
57707.391	<i>z</i> <sub>P1</sub>	18.090	0.037	5805.6	200.1
57721.355	<i>z</i> <sub>P1</sub>	18.461	0.051	4126.9	193.9
57735.277	<i>z</i> <sub>P1</sub>	18.774	0.102	3092.6	290.8
2016htn					
57697.398	<i>g</i> <sub>P1</sub>	18.055	0.022	5997.8	120.4
57702.438	<i>g</i> <sub>P1</sub>	17.964	0.026	6521.7	154.1
57707.395	<i>g</i> <sub>P1</sub>	18.187	0.047	5309.5	227.8
57721.355	<i>g</i> <sub>P1</sub>	19.438	0.076	1678.5	118.3
57735.270	<i>g</i> <sub>P1</sub>	>20.1		371.1	318.1
57697.398	<i>r</i> <sub>P1</sub>	18.080	0.019	5859.4	102.1
57702.438	<i>r</i> <sub>P1</sub>	17.912	0.018	6845.2	113.8
57707.395	<i>r</i> <sub>P1</sub>	18.056	0.030	5994.2	167.4
57721.355	<i>r</i> <sub>P1</sub>	18.630	0.032	3532.1	103.7
57735.270	<i>r</i> <sub>P1</sub>	19.146	0.102	2195.2	206.7
57653.527	<i>i</i> <sub>P1</sub>	>22.1		-16.0	49.3
57653.539	<i>i</i> <sub>P1</sub>	>22.1		-67.7	49.8
57653.551	<i>i</i> <sub>P1</sub>	>22.1		65.9	48.8
57653.562	<i>i</i> <sub>P1</sub>	>22.1		-1.4	47.4
57684.469	<i>i</i> <sub>P1</sub>	>20.8		98.8	166.1
57684.480	<i>i</i> <sub>P1</sub>	>21.0		106.4	131.8
57684.492	<i>i</i> <sub>P1</sub>	>21.7		137.2	72.0
57684.500	<i>i</i> <sub>P1</sub>	21.411	0.275	272.6	69.0
57697.398	<i>i</i> <sub>P1</sub>	18.426	0.026	4260.1	103.7
57702.438	<i>i</i> <sub>P1</sub>	18.461	0.027	4127.5	103.3
57707.348	<i>i</i> <sub>P1</sub>	18.509	0.025	3949.4	90.4
57707.359	<i>i</i> <sub>P1</sub>	18.541	0.025	3832.1	88.7
57707.367	<i>i</i> <sub>P1</sub>	18.557	0.027	3777.7	92.2
57707.379	<i>i</i> <sub>P1</sub>	18.574	0.027	3719.5	92.6
57707.395	<i>i</i> <sub>P1</sub>	18.552	0.041	3795.5	143.2
57721.355	<i>i</i> <sub>P1</sub>	19.239	0.062	2014.7	114.5
57735.273	<i>i</i> <sub>P1</sub>	19.383	0.120	1765.6	194.9
57762.230	<i>i</i> <sub>P1</sub>	20.678	0.106	535.3	52.5
57762.258	<i>i</i> <sub>P1</sub>	20.445	0.079	664.0	48.4
57762.270	<i>i</i> <sub>P1</sub>	20.373	0.089	709.5	58.2
57762.281	<i>i</i> <sub>P1</sub>	20.463	0.090	653.1	54.1
57697.402	<i>z</i> <sub>P1</sub>	18.452	0.036	4159.7	139.4
57702.438	<i>z</i> <sub>P1</sub>	18.588	0.040	3671.0	135.4

Table 2 (cont'd)

MJD	Filter	Magnitude <sup>1</sup>	Uncertainty	Flux <sup>2</sup>	Uncertainty
57707.395	$z_{P1}$	18.655	0.056	3450.9	179.1
57721.355	$z_{P1}$	19.620	0.154	1419.1	200.8
57735.273	$z_{P1}$	19.571	0.165	1485.1	226.0
2016hvl					
57700.539	$g_{P1}$	16.387	0.013	27881.0	327.8
57706.547	$g_{P1}$	15.801	0.008	47830.0	354.5
57718.605	$g_{P1}$	15.892	0.008	43972.0	308.4
57745.496	$g_{P1}$	17.723	0.018	8143.5	134.1
57700.543	$r_{P1}$	16.129	0.010	35349.0	309.8
57706.547	$r_{P1}$	15.543	0.005	60622.0	301.0
57718.605	$r_{P1}$	15.487	0.005	63856.0	284.9
57745.500	$r_{P1}$	16.547	0.008	24046.0	170.9
57706.547	$i_{P1}$	15.721	0.006	51492.0	286.3
57718.609	$i_{P1}$	15.882	0.006	44377.0	259.6
57745.500	$i_{P1}$	16.423	0.008	26970.0	194.5
57700.543	$z_{P1}$	16.294	0.015	30379.0	432.6
57706.547	$z_{P1}$	15.608	0.007	57122.0	351.5
57718.609	$z_{P1}$	15.636	0.007	55649.0	351.3
57745.500	$z_{P1}$	16.189	0.009	33450.0	275.5
2016ick					
57710.309	$g_{P1}$	18.103	0.033	5738.1	171.9
57721.238	$g_{P1}$	17.473	0.017	10249.0	157.4
57744.211	$g_{P1}$	19.254	0.060	1988.7	110.5
57761.270	$g_{P1}$	>20.3		575.0	248.9
57710.309	$r_{P1}$	18.211	0.034	5196.8	162.1
57719.254	$r_{P1}$	17.696	0.029	8346.9	223.4
57721.238	$r_{P1}$	17.696	0.016	8351.0	122.4
57744.211	$r_{P1}$	18.362	0.026	4521.1	106.8
57761.270	$r_{P1}$	19.324	0.103	1863.3	176.7
57670.406	$i_{P1}$	>22.5		24.0	32.8
57670.418	$i_{P1}$	>22.6		-11.0	30.3
57670.430	$i_{P1}$	>22.7		29.6	28.1
57670.441	$i_{P1}$	>22.6		-67.0	30.8
57705.270	$i_{P1}$	19.566	0.063	1491.9	87.2
57705.281	$i_{P1}$	19.649	0.066	1381.3	84.1
57705.293	$i_{P1}$	19.475	0.054	1621.8	81.3
57705.305	$i_{P1}$	19.501	0.053	1583.4	77.9
57706.309	$i_{P1}$	19.350	0.040	1820.4	66.4
57706.320	$i_{P1}$	19.421	0.061	1704.7	95.6
57706.332	$i_{P1}$	19.395	0.070	1745.6	112.9
57706.344	$i_{P1}$	19.282	0.071	1937.3	126.9
57710.309	$i_{P1}$	18.420	0.048	4287.2	188.3
57711.348	$i_{P1}$	18.294	0.040	4811.2	177.5
57711.359	$i_{P1}$	18.344	0.027	4595.8	115.5
57711.367	$i_{P1}$	18.435	0.148	4226.0	575.7
57711.379	$i_{P1}$	18.055	0.218	5998.5	1203.9
57721.242	$i_{P1}$	18.104	0.022	5735.7	117.7
57744.211	$i_{P1}$	18.598	0.035	3636.6	116.7
57761.270	$i_{P1}$	19.452	0.110	1656.1	167.1
57719.254	$z_{P1}$	18.362	0.072	4522.6	300.2
57721.242	$z_{P1}$	18.323	0.035	4686.2	152.3
57744.211	$z_{P1}$	18.832	0.060	2931.8	162.0
57761.270	$z_{P1}$	19.603	0.157	1441.8	209.1
2016idy					
57674.461	$g_{P1}$	17.343	0.019	11551.0	204.1
57687.406	$g_{P1}$	18.405	0.029	4346.0	117.8
57695.449	$g_{P1}$	19.103	0.051	2284.8	106.7
57707.391	$g_{P1}$	19.793	0.199	1210.0	221.4

Table 2 (cont'd)

MJD	Filter	Magnitude <sup>1</sup>	Uncertainty	Flux <sup>2</sup>	Uncertainty
57668.430	$r_{P1}$	17.132	0.011	14038.0	135.8
57674.461	$r_{P1}$	17.359	0.016	11382.0	168.2
57687.406	$r_{P1}$	17.858	0.018	7190.6	120.7
57695.449	$r_{P1}$	18.139	0.022	5549.9	111.7
57707.391	$r_{P1}$	18.787	0.056	3055.3	158.8
57668.430	$i_{P1}$	17.755	0.017	7909.8	126.7
57674.465	$i_{P1}$	18.150	0.026	5497.7	134.0
57687.406	$i_{P1}$	18.319	0.027	4702.3	117.8
57695.449	$i_{P1}$	18.214	0.027	5180.8	127.8
57706.355	$i_{P1}$	18.888	0.051	2785.0	132.0
57706.367	$i_{P1}$	18.912	0.058	2724.9	145.8
57706.379	$i_{P1}$	18.778	0.044	3081.7	123.8
57706.391	$i_{P1}$	18.938	0.056	2658.8	136.4
57707.391	$i_{P1}$	18.970	0.066	2582.0	157.0
57668.430	$z_{P1}$	17.815	0.025	7481.2	175.7
57674.465	$z_{P1}$	18.203	0.033	5231.8	161.0
57687.406	$z_{P1}$	18.340	0.039	4611.4	167.3
57695.449	$z_{P1}$	18.386	0.043	4422.1	176.6
57707.391	$z_{P1}$	19.151	0.092	2185.8	184.2
2016ixf					
57744.543	$g_{P1}$	18.050	0.022	6025.0	122.3
57756.512	$g_{P1}$	18.824	0.035	2953.6	95.2
57765.543	$g_{P1}$	19.167	0.122	2153.4	242.7
57773.609	$g_{P1}$	19.926	0.097	1070.8	95.3
57784.469	$g_{P1}$	21.166	0.265	341.8	83.5
57744.543	$r_{P1}$	18.186	0.020	5316.0	98.5
57756.512	$r_{P1}$	18.618	0.025	3570.3	83.5
57765.543	$r_{P1}$	18.908	0.069	2734.6	174.0
57773.609	$r_{P1}$	19.312	0.052	1883.8	90.9
57784.469	$r_{P1}$	19.814	0.065	1187.4	70.7
57744.543	$i_{P1}$	18.723	0.030	3243.2	91.0
57756.512	$i_{P1}$	19.368	0.043	1789.8	70.1
57765.543	$i_{P1}$	19.319	0.080	1871.9	138.6
57773.609	$i_{P1}$	19.428	0.060	1693.1	94.2
57784.469	$i_{P1}$	19.892	0.079	1105.0	80.5
57817.348	$i_{P1}$	21.334	0.158	292.6	42.5
57817.355	$i_{P1}$	21.065	0.128	374.9	44.2
57817.367	$i_{P1}$	21.141	0.132	349.7	42.5
57817.375	$i_{P1}$	21.369	0.162	283.3	42.2
57831.441	$i_{P1}$	21.828	0.318	185.8	54.4
57831.453	$i_{P1}$	21.809	0.277	189.0	48.2
57831.465	$i_{P1}$	21.309	0.208	299.4	57.4
57744.543	$z_{P1}$	18.901	0.048	2752.5	122.5
57756.512	$z_{P1}$	19.622	0.070	1416.1	91.8
57765.543	$z_{P1}$	19.567	0.134	1489.9	184.4
57773.609	$z_{P1}$	19.612	0.111	1429.7	146.2
57784.469	$z_{P1}$	19.923	0.114	1073.9	113.0
2016iyv					
57744.492	$g_{P1}$	16.354	0.010	28733.0	253.4
57756.512	$g_{P1}$	16.369	0.008	28330.0	209.3
57756.562	$g_{P1}$	16.440	0.008	26543.0	204.7
57765.547	$g_{P1}$	17.023	0.022	15517.0	311.3
57773.512	$g_{P1}$	17.657	0.017	8656.3	134.3
57784.465	$g_{P1}$	18.422	0.035	4275.8	138.0
57756.516	$r_{P1}$	16.401	0.007	27513.0	177.2
57756.562	$r_{P1}$	16.447	0.008	26385.0	186.7
57765.547	$r_{P1}$	16.931	0.015	16894.0	226.4
57773.512	$r_{P1}$	17.077	0.010	14760.0	137.9

Table 2 (cont'd)

MJD	Filter	Magnitude <sup>1</sup>	Uncertainty	Flux <sup>2</sup>	Uncertainty
57784.465	<i>r</i> <sub>P1</sub>	17.386	0.015	11105.0	148.7
57744.492	<i>i</i> <sub>P1</sub>	16.946	0.012	16655.0	187.9
57756.516	<i>i</i> <sub>P1</sub>	17.211	0.011	13046.0	130.3
57756.562	<i>i</i> <sub>P1</sub>	17.201	0.011	13170.0	133.2
57765.547	<i>i</i> <sub>P1</sub>	17.659	0.024	8638.0	187.1
57773.512	<i>i</i> <sub>P1</sub>	17.594	0.014	9173.5	119.1
57784.465	<i>i</i> <sub>P1</sub>	17.577	0.018	9314.0	152.2
57816.383	<i>i</i> <sub>P1</sub>	19.105	0.022	2279.6	46.0
57816.395	<i>i</i> <sub>P1</sub>	19.068	0.021	2360.4	45.1
57816.406	<i>i</i> <sub>P1</sub>	19.135	0.023	2217.9	46.3
57816.418	<i>i</i> <sub>P1</sub>	19.120	0.020	2248.9	42.2
57744.492	<i>z</i> <sub>P1</sub>	17.068	0.018	14881.0	253.5
57756.516	<i>z</i> <sub>P1</sub>	17.203	0.014	13144.0	173.3
57756.562	<i>z</i> <sub>P1</sub>	17.319	0.016	11812.0	169.2
57765.547	<i>z</i> <sub>P1</sub>	17.583	0.028	9265.6	237.8
57773.512	<i>z</i> <sub>P1</sub>	17.571	0.018	9363.6	153.9
57784.465	<i>z</i> <sub>P1</sub>	17.567	0.024	9398.4	206.4
2016jem					
57762.227	<i>g</i> <sub>P1</sub>	17.089	0.016	14605.0	212.2
57766.227	<i>g</i> <sub>P1</sub>	17.216	0.025	12993.0	295.6
57776.234	<i>g</i> <sub>P1</sub>	17.967	0.026	6505.5	153.4
57762.227	<i>r</i> <sub>P1</sub>	17.127	0.013	14100.0	167.6
57766.227	<i>r</i> <sub>P1</sub>	17.329	0.019	11709.0	208.9
57776.234	<i>r</i> <sub>P1</sub>	17.718	0.017	8182.1	126.5
57762.227	<i>i</i> <sub>P1</sub>	17.858	0.021	7190.7	137.6
57766.227	<i>i</i> <sub>P1</sub>	18.043	0.038	6064.2	210.1
57776.234	<i>i</i> <sub>P1</sub>	18.539	0.034	3840.8	120.1
57762.227	<i>z</i> <sub>P1</sub>	18.054	0.031	6006.2	171.2
57766.227	<i>z</i> <sub>P1</sub>	18.055	0.041	5999.8	226.3
57776.234	<i>z</i> <sub>P1</sub>	18.635	0.056	3515.7	180.8
2016ys					
57418.422	<i>g</i> <sub>P1</sub>	17.092	0.013	14567.0	172.6
57422.359	<i>g</i> <sub>P1</sub>	17.189	0.014	13313.0	167.9
57428.328	<i>g</i> <sub>P1</sub>	17.498	0.014	10014.0	133.5
57443.301	<i>g</i> <sub>P1</sub>	18.762	0.041	3126.8	119.2
57451.285	<i>g</i> <sub>P1</sub>	19.317	0.048	1876.2	83.7
57459.336	<i>g</i> <sub>P1</sub>	19.637	0.085	1397.0	109.6
57418.426	<i>r</i> <sub>P1</sub>	16.841	0.009	18341.0	152.3
57422.359	<i>r</i> <sub>P1</sub>	16.965	0.011	16375.0	159.4
57428.328	<i>r</i> <sub>P1</sub>	17.278	0.013	12269.0	144.9
57443.301	<i>r</i> <sub>P1</sub>	17.724	0.017	8137.3	127.1
57451.285	<i>r</i> <sub>P1</sub>	18.003	0.017	6290.8	100.6
57459.336	<i>r</i> <sub>P1</sub>	18.415	0.029	4304.5	114.8
57418.426	<i>i</i> <sub>P1</sub>	17.354	0.013	11442.0	138.3
57422.359	<i>i</i> <sub>P1</sub>	17.486	0.015	10129.0	144.4
57428.328	<i>i</i> <sub>P1</sub>	17.852	0.018	7231.3	118.2
57443.301	<i>i</i> <sub>P1</sub>	17.773	0.017	7779.6	125.3
57451.285	<i>i</i> <sub>P1</sub>	17.953	0.018	6588.2	109.2
57459.336	<i>i</i> <sub>P1</sub>	18.513	0.032	3934.2	115.7
57418.426	<i>z</i> <sub>P1</sub>	17.281	0.018	12230.0	201.5
57422.359	<i>z</i> <sub>P1</sub>	17.403	0.019	10931.0	190.1
57428.328	<i>z</i> <sub>P1</sub>	17.680	0.023	8475.8	179.5
57443.301	<i>z</i> <sub>P1</sub>	17.661	0.020	8620.0	157.7
57451.289	<i>z</i> <sub>P1</sub>	17.846	0.022	7269.9	147.4
57459.340	<i>z</i> <sub>P1</sub>	18.372	0.037	4478.1	154.2
2016zd					
57422.535	<i>g</i> <sub>P1</sub>	16.662	0.011	21634.0	215.4
57428.473	<i>g</i> <sub>P1</sub>	16.284	0.008	30636.0	231.3

Table 2 (cont'd)

MJD	Filter	Magnitude <sup>1</sup>	Uncertainty	Flux <sup>2</sup>	Uncertainty
57436.551	<i>g</i> <sub>P1</sub>	16.465	0.011	25934.0	252.7
57449.461	<i>g</i> <sub>P1</sub>	17.358	0.015	11396.0	158.6
57459.438	<i>g</i> <sub>P1</sub>	18.183	0.029	5330.7	142.2
57476.395	<i>g</i> <sub>P1</sub>	18.959	0.049	2608.5	118.8
57422.535	<i>r</i> <sub>P1</sub>	16.829	0.010	18552.0	170.3
57428.473	<i>r</i> <sub>P1</sub>	16.423	0.008	26957.0	190.0
57436.551	<i>r</i> <sub>P1</sub>	16.563	0.009	23698.0	206.5
57449.461	<i>r</i> <sub>P1</sub>	17.270	0.013	12357.0	144.5
57459.438	<i>r</i> <sub>P1</sub>	17.420	0.015	10767.0	147.8
57476.395	<i>r</i> <sub>P1</sub>	18.265	0.025	4941.8	115.9
57491.359	<i>r</i> <sub>P1</sub>	18.821	0.044	2963.3	119.2
57491.371	<i>r</i> <sub>P1</sub>	18.765	0.031	3118.0	88.7
57422.535	<i>i</i> <sub>P1</sub>	17.112	0.013	14298.0	168.7
57428.473	<i>i</i> <sub>P1</sub>	17.071	0.011	14847.0	157.1
57436.551	<i>i</i> <sub>P1</sub>	17.333	0.017	11658.0	185.5
57438.484	<i>i</i> <sub>P1</sub>	17.411	0.009	10854.0	93.0
57438.496	<i>i</i> <sub>P1</sub>	17.390	0.008	11062.0	86.1
57438.508	<i>i</i> <sub>P1</sub>	17.420	0.009	10763.0	87.1
57438.520	<i>i</i> <sub>P1</sub>	17.416	0.010	10803.0	94.8
57449.461	<i>i</i> <sub>P1</sub>	17.979	0.020	6433.8	117.7
57459.438	<i>i</i> <sub>P1</sub>	17.736	0.020	8043.0	144.7
57476.395	<i>i</i> <sub>P1</sub>	18.613	0.035	3586.8	114.7
57412.664	<i>z</i> <sub>P1</sub>	>21.0		369.1	129.7
57412.672	<i>z</i> <sub>P1</sub>	>21.0		93.9	133.8
57428.473	<i>z</i> <sub>P1</sub>	17.096	0.015	14510.0	202.0
57436.551	<i>z</i> <sub>P1</sub>	17.372	0.023	11250.0	237.7
57449.461	<i>z</i> <sub>P1</sub>	17.751	0.021	7934.9	156.6
57459.438	<i>z</i> <sub>P1</sub>	17.820	0.030	7447.8	208.5
57476.395	<i>z</i> <sub>P1</sub>	18.667	0.054	3413.7	171.0
2017aaa					
57793.609	<i>g</i> <sub>P1</sub>	17.379	0.019	11175.0	197.9
57805.570	<i>g</i> <sub>P1</sub>	17.509	0.018	9913.3	165.3
57816.570	<i>g</i> <sub>P1</sub>	18.186	0.026	5316.6	127.6
57831.598	<i>g</i> <sub>P1</sub>	19.698	0.103	1320.3	125.5
57839.504	<i>g</i> <sub>P1</sub>	19.782	0.074	1222.8	83.5
57847.500	<i>g</i> <sub>P1</sub>	19.983	0.097	1015.9	90.6
57859.449	<i>g</i> <sub>P1</sub>	20.038	0.175	965.8	155.7
57793.609	<i>r</i> <sub>P1</sub>	17.504	0.017	9963.2	159.5
57805.570	<i>r</i> <sub>P1</sub>	17.426	0.014	10705.0	136.7
57816.570	<i>r</i> <sub>P1</sub>	18.063	0.019	5953.8	104.9
57831.598	<i>r</i> <sub>P1</sub>	18.351	0.032	4567.3	135.2
57839.504	<i>r</i> <sub>P1</sub>	18.879	0.031	2808.9	81.4
57847.500	<i>r</i> <sub>P1</sub>	19.263	0.049	1971.1	89.2
57859.449	<i>r</i> <sub>P1</sub>	19.607	0.094	1436.3	124.8
57793.609	<i>i</i> <sub>P1</sub>	17.856	0.020	7206.1	136.0
57805.570	<i>i</i> <sub>P1</sub>	18.131	0.026	5590.0	132.4
57816.570	<i>i</i> <sub>P1</sub>	18.824	0.035	2955.1	95.1
57831.598	<i>i</i> <sub>P1</sub>	18.563	0.036	3755.4	125.8
57839.504	<i>i</i> <sub>P1</sub>	19.008	0.041	2494.2	94.6
57847.504	<i>i</i> <sub>P1</sub>	19.262	0.054	1972.6	97.7
57859.449	<i>i</i> <sub>P1</sub>	20.057	0.137	948.7	119.8
57793.609	<i>z</i> <sub>P1</sub>	18.050	0.030	6025.8	165.6
57805.570	<i>z</i> <sub>P1</sub>	18.285	0.042	4854.2	186.9
57816.570	<i>z</i> <sub>P1</sub>	18.752	0.044	3155.3	129.0
57831.602	<i>z</i> <sub>P1</sub>	18.743	0.055	3183.2	161.4
57839.504	<i>z</i> <sub>P1</sub>	19.168	0.067	2152.7	132.4
57847.504	<i>z</i> <sub>P1</sub>	19.511	0.094	1568.6	135.7
57859.449	<i>z</i> <sub>P1</sub>	20.043	0.185	961.2	164.2

Table 2 (cont'd)

MJD	Filter	Magnitude <sup>1</sup>	Uncertainty	Flux <sup>2</sup>	Uncertainty
2017adj					
57793.609	<i>g</i> <sub>P1</sub>	16.700	0.012	20900.0	233.8
57805.570	<i>g</i> <sub>P1</sub>	16.952	0.013	16566.0	199.7
57816.570	<i>g</i> <sub>P1</sub>	17.896	0.020	6943.2	131.1
57830.516	<i>g</i> <sub>P1</sub>	18.989	0.059	2536.4	137.6
57837.508	<i>g</i> <sub>P1</sub>	19.309	0.058	1890.0	100.2
57793.609	<i>r</i> <sub>P1</sub>	16.729	0.010	20339.0	194.4
57805.574	<i>r</i> <sub>P1</sub>	16.981	0.011	16124.0	169.9
57816.570	<i>r</i> <sub>P1</sub>	17.463	0.013	10347.0	125.4
57830.516	<i>r</i> <sub>P1</sub>	18.041	0.021	6078.5	119.8
57837.512	<i>r</i> <sub>P1</sub>	18.425	0.026	4266.2	101.4
57793.609	<i>i</i> <sub>P1</sub>	17.214	0.013	13010.0	154.1
57805.574	<i>i</i> <sub>P1</sub>	17.702	0.018	8302.6	134.5
57816.574	<i>i</i> <sub>P1</sub>	17.968	0.020	6499.1	122.1
57830.516	<i>i</i> <sub>P1</sub>	18.111	0.023	5695.0	122.9
57831.477	<i>i</i> <sub>P1</sub>	18.215	0.016	5176.6	77.6
57831.484	<i>i</i> <sub>P1</sub>	18.199	0.015	5254.5	71.0
57831.496	<i>i</i> <sub>P1</sub>	18.200	0.014	5246.8	68.3
57831.504	<i>i</i> <sub>P1</sub>	18.213	0.014	5183.9	68.7
57837.512	<i>i</i> <sub>P1</sub>	18.430	0.027	4245.9	107.1
57793.613	<i>z</i> <sub>P1</sub>	17.333	0.018	11667.0	192.4
57805.574	<i>z</i> <sub>P1</sub>	17.674	0.026	8518.8	202.3
57816.574	<i>z</i> <sub>P1</sub>	17.820	0.025	7446.2	168.6
57830.516	<i>z</i> <sub>P1</sub>	17.981	0.028	6420.8	164.9
57837.512	<i>z</i> <sub>P1</sub>	18.382	0.037	4438.6	153.0
2017awz					
57806.426	<i>g</i> <sub>P1</sub>	15.835	0.007	46344.0	307.2
57816.492	<i>g</i> <sub>P1</sub>	15.660	0.006	54435.0	308.0
57826.500	<i>g</i> <sub>P1</sub>	16.212	0.010	32743.0	297.0
57832.445	<i>g</i> <sub>P1</sub>	16.656	0.010	21756.0	195.6
57844.402	<i>g</i> <sub>P1</sub>	17.588	0.019	9222.3	161.5
57859.398	<i>g</i> <sub>P1</sub>	18.222	0.035	5141.4	166.8
57806.426	<i>r</i> <sub>P1</sub>	15.974	0.007	40765.0	272.9
57816.492	<i>r</i> <sub>P1</sub>	15.642	0.006	55346.0	289.0
57826.500	<i>r</i> <sub>P1</sub>	16.063	0.008	37551.0	263.7
57832.445	<i>r</i> <sub>P1</sub>	16.250	0.007	31631.0	196.6
57844.402	<i>r</i> <sub>P1</sub>	16.638	0.009	22119.0	188.1
57806.426	<i>i</i> <sub>P1</sub>	16.303	0.009	30108.0	255.9
57816.492	<i>i</i> <sub>P1</sub>	16.303	0.009	30109.0	238.6
57826.500	<i>i</i> <sub>P1</sub>	16.754	0.013	19887.0	230.1
57832.445	<i>i</i> <sub>P1</sub>	16.789	0.010	19252.0	183.1
57844.402	<i>i</i> <sub>P1</sub>	16.785	0.011	19316.0	188.5
57859.402	<i>i</i> <sub>P1</sub>	17.540	0.020	9635.3	179.0
57806.426	<i>z</i> <sub>P1</sub>	16.490	0.013	25352.0	314.9
57816.492	<i>z</i> <sub>P1</sub>	16.257	0.010	31407.0	297.5
57826.500	<i>z</i> <sub>P1</sub>	16.543	0.013	24142.0	298.5
57832.445	<i>z</i> <sub>P1</sub>	16.541	0.012	24189.0	259.2
57844.402	<i>z</i> <sub>P1</sub>	16.688	0.012	21128.0	236.5
57859.402	<i>z</i> <sub>P1</sub>	17.576	0.027	9325.7	234.5
2017azk					
57808.434	<i>g</i> <sub>P1</sub>	18.477	0.033	4067.9	124.0
57816.441	<i>g</i> <sub>P1</sub>	18.649	0.036	3470.4	115.2
57828.453	<i>g</i> <sub>P1</sub>	20.001	0.179	999.5	164.7
57835.535	<i>g</i> <sub>P1</sub>	20.122	0.139	893.4	114.5
57848.371	<i>g</i> <sub>P1</sub>	>21.3		118.9	102.2
57863.309	<i>g</i> <sub>P1</sub>	>21.7		149.9	68.7
57808.434	<i>r</i> <sub>P1</sub>	18.720	0.036	3249.5	108.9
57816.441	<i>r</i> <sub>P1</sub>	18.562	0.030	3758.4	102.5



Table 2 (cont'd)

MJD	Filter	Magnitude <sup>1</sup>	Uncertainty	Flux <sup>2</sup>	Uncertainty
57828.453	$r_{P1}$	19.065	0.057	2366.7	125.2
57835.535	$r_{P1}$	19.489	0.072	1601.6	106.4
57848.371	$r_{P1}$	20.220	0.112	816.6	84.5
57863.309	$r_{P1}$	20.800	0.156	478.6	68.8
57800.543	$i_{P1}$	19.842	0.054	1156.2	57.8
57800.555	$i_{P1}$	20.017	0.071	984.3	64.7
57800.566	$i_{P1}$	19.987	0.065	1011.7	60.6
57800.578	$i_{P1}$	19.869	0.060	1128.5	62.7
57808.434	$i_{P1}$	18.855	0.042	2869.6	109.9
57816.441	$i_{P1}$	18.946	0.044	2639.2	106.2
57828.453	$i_{P1}$	19.351	0.083	1817.6	138.9
57835.535	$i_{P1}$	19.375	0.105	1778.6	172.1
57848.375	$i_{P1}$	20.041	0.101	963.0	89.6
57863.309	$i_{P1}$	20.773	0.196	490.6	88.4
57828.453	$z_{P1}$	19.664	0.157	1362.1	196.8
57835.535	$z_{P1}$	19.412	0.144	1718.1	228.5
57848.375	$z_{P1}$	20.107	0.163	905.8	136.1
57863.309	$z_{P1}$	>20.9		340.1	139.8
2017cfb					
57833.488	$g_{P1}$	15.622	0.005	56364.0	270.6
57841.527	$g_{P1}$	15.702	0.006	52374.0	286.9
57847.500	$g_{P1}$	15.998	0.007	39873.0	249.7
57859.445	$g_{P1}$	16.919	0.011	17071.0	176.4
57870.406	$g_{P1}$	17.721	0.017	8155.9	125.8
57833.488	$r_{P1}$	15.785	0.005	48525.0	222.3
57841.527	$r_{P1}$	15.744	0.005	50381.0	244.3
57847.500	$r_{P1}$	16.050	0.006	38013.0	215.9
57859.449	$r_{P1}$	16.470	0.007	25828.0	176.3
57870.406	$r_{P1}$	16.856	0.009	18101.0	150.9
57793.512	$i_{P1}$	>21.7		29.3	68.8
57793.523	$i_{P1}$	>21.7		-63.6	66.7
57793.535	$i_{P1}$	>21.8		0.4	63.9
57793.547	$i_{P1}$	>21.9		94.0	58.2
57831.562	$i_{P1}$	16.337	0.005	29184.0	141.0
57831.574	$i_{P1}$	16.319	0.005	29665.0	123.0
57831.586	$i_{P1}$	16.337	0.004	29198.0	118.9
57831.598	$i_{P1}$	16.340	0.005	29104.0	122.1
57833.488	$i_{P1}$	16.323	0.007	29579.0	193.0
57841.531	$i_{P1}$	16.518	0.008	24709.0	189.1
57847.500	$i_{P1}$	16.849	0.010	18213.0	168.4
57859.449	$i_{P1}$	17.010	0.011	15699.0	158.6
57870.406	$i_{P1}$	16.970	0.011	16299.0	162.0
57841.531	$z_{P1}$	16.478	0.011	25633.0	248.1
57847.500	$z_{P1}$	16.763	0.012	19712.0	219.8
57859.449	$z_{P1}$	16.862	0.013	17997.0	209.3
57870.406	$z_{P1}$	16.943	0.013	16706.0	195.8
2017cfc					
57816.570	$g_{P1}$	21.130	0.340	353.2	110.7
57831.598	$g_{P1}$	16.535	0.010	24314.0	221.7
57833.488	$g_{P1}$	16.336	0.007	29216.0	182.1
57839.504	$g_{P1}$	16.236	0.007	32032.0	195.2
57840.543	$g_{P1}$	16.280	0.008	30770.0	231.0
57847.500	$g_{P1}$	16.652	0.010	21847.0	203.0
57859.449	$g_{P1}$	17.967	0.025	6501.9	150.7
57870.402	$g_{P1}$	18.694	0.037	3330.9	113.6
57816.570	$r_{P1}$	>21.5		-155.2	81.5
57831.598	$r_{P1}$	16.543	0.009	24136.0	203.2
57833.488	$r_{P1}$	16.386	0.006	27892.0	162.5

Table 2 (cont'd)

MJD	Filter	Magnitude <sup>1</sup>	Uncertainty	Flux <sup>2</sup>	Uncertainty
57839.504	$r_{P1}$	16.272	0.006	30984.0	177.5
57840.543	$r_{P1}$	16.257	0.014	31432.0	411.6
57847.500	$r_{P1}$	16.549	0.008	24016.0	176.1
57859.449	$r_{P1}$	17.053	0.012	15093.0	160.4
57870.402	$r_{P1}$	17.642	0.015	8772.7	124.8
57816.570	$i_{P1}$	>21.5		-92.0	86.3
57831.598	$i_{P1}$	16.754	0.010	19884.0	190.2
57833.488	$i_{P1}$	16.642	0.007	22046.0	150.1
57839.504	$i_{P1}$	16.780	0.009	19401.0	169.0
57840.543	$i_{P1}$	16.812	0.012	18852.0	205.2
57847.504	$i_{P1}$	17.261	0.013	12468.0	153.2
57859.449	$i_{P1}$	17.240	0.013	12711.0	153.5
57870.402	$i_{P1}$	17.714	0.018	8214.6	134.9
57816.570	$z_{P1}$	>21.0		-72.0	135.9
57831.602	$z_{P1}$	16.917	0.015	17109.0	234.8
57839.504	$z_{P1}$	16.832	0.012	18498.0	212.5
57840.543	$z_{P1}$	16.840	0.036	18371.0	617.4
57847.504	$z_{P1}$	17.154	0.016	13754.0	205.8
57859.449	$z_{P1}$	17.190	0.016	13309.0	196.8
57870.402	$z_{P1}$	17.675	0.023	8510.0	182.6
2017cfd					
57831.242	$g_{P1}$	16.684	0.011	21196.0	218.0
57837.309	$g_{P1}$	15.102	0.004	91030.0	369.1
57844.297	$g_{P1}$	14.814	0.004	118740.0	437.8
57863.246	$g_{P1}$	15.970	0.007	40911.0	278.4
57878.254	$g_{P1}$	17.263	0.024	12441.0	277.6
57831.242	$r_{P1}$	16.517	0.009	24722.0	207.0
57837.312	$r_{P1}$	15.041	0.004	96280.0	364.8
57844.297	$r_{P1}$	14.783	0.003	122120.0	392.5
57863.246	$r_{P1}$	15.667	0.005	54079.0	260.2
57878.254	$r_{P1}$	16.262	0.011	31287.0	319.8
57797.504	$i_{P1}$	>21.2		-31.9	108.8
57797.516	$i_{P1}$	>20.9		-233.8	139.7
57797.527	$i_{P1}$	>21.3		43.0	97.9
57797.539	$i_{P1}$	>21.4		-65.5	91.4
57831.242	$i_{P1}$	16.673	0.010	21420.0	202.6
57837.312	$i_{P1}$	15.250	0.005	79453.0	351.6
57844.297	$i_{P1}$	15.390	0.005	69824.0	325.7
57851.352	$i_{P1}$	15.681	0.003	53395.0	161.8
57851.363	$i_{P1}$	15.701	0.003	52433.0	166.7
57851.375	$i_{P1}$	15.701	0.004	52423.0	169.4
57851.387	$i_{P1}$	15.693	0.004	52796.0	171.2
57863.250	$i_{P1}$	16.011	0.007	39395.0	253.1
57878.254	$i_{P1}$	16.241	0.012	31875.0	341.6
57831.242	$z_{P1}$	16.715	0.014	20611.0	259.7
57837.312	$z_{P1}$	15.435	0.007	66975.0	460.3
57844.301	$z_{P1}$	15.352	0.006	72333.0	418.0
57863.250	$z_{P1}$	15.813	0.008	47293.0	338.5
57878.254	$z_{P1}$	16.198	0.013	33176.0	405.7
2017cgr					
57808.430	$g_{P1}$	16.694	0.012	21009.0	223.3
57825.340	$g_{P1}$	18.060	0.042	5969.6	233.7
57831.238	$g_{P1}$	18.582	0.029	3690.8	99.4
57843.297	$g_{P1}$	18.935	0.057	2667.7	140.2
57859.297	$g_{P1}$	19.544	0.060	1521.6	83.6
57808.430	$r_{P1}$	16.702	0.010	20859.0	192.6
57825.340	$r_{P1}$	17.492	0.020	10076.0	184.3
57831.238	$r_{P1}$	17.767	0.015	7816.8	110.0

Table 2 (cont'd)

MJD	Filter	Magnitude <sup>1</sup>	Uncertainty	Flux <sup>2</sup>	Uncertainty
57843.301	$r_{P1}$	18.235	0.031	5082.5	144.2
57808.430	$i_{P1}$	17.220	0.014	12942.0	171.0
57825.297	$i_{P1}$	17.730	0.013	8089.7	98.0
57825.309	$i_{P1}$	17.681	0.011	8466.6	89.0
57825.320	$i_{P1}$	17.682	0.013	8458.0	103.4
57825.332	$i_{P1}$	17.700	0.013	8320.9	98.9
57825.340	$i_{P1}$	17.692	0.022	8378.1	171.9
57831.238	$i_{P1}$	17.740	0.016	8016.5	118.8
57843.301	$i_{P1}$	18.311	0.036	4738.2	159.3
57854.250	$i_{P1}$	18.813	0.024	2984.4	65.2
57854.262	$i_{P1}$	18.821	0.024	2962.3	66.4
57854.273	$i_{P1}$	18.852	0.022	2878.6	59.4
57854.285	$i_{P1}$	18.839	0.022	2913.0	60.0
57808.434	$z_{P1}$	17.257	0.019	12509.0	221.7
57825.340	$z_{P1}$	17.655	0.029	8671.9	232.8
57831.238	$z_{P1}$	17.662	0.021	8615.0	165.2
57843.301	$z_{P1}$	18.340	0.052	4615.0	219.8
2017cii					
57841.531	$g_{P1}$	16.778	0.011	19448.0	197.9
57848.543	$g_{P1}$	17.087	0.011	14625.0	148.3
57855.531	$g_{P1}$	17.789	0.030	7662.9	212.8
57863.480	$g_{P1}$	18.487	0.030	4027.9	112.3
57871.562	$g_{P1}$	18.958	0.045	2610.5	108.6
57880.461	$g_{P1}$	19.456	0.067	1650.6	101.8
57841.531	$r_{P1}$	16.828	0.010	18563.0	170.1
57848.543	$r_{P1}$	17.228	0.011	12848.0	125.0
57855.531	$r_{P1}$	17.436	0.019	10612.0	183.3
57863.480	$r_{P1}$	17.670	0.015	8550.3	115.4
57871.562	$r_{P1}$	18.083	0.019	5844.2	103.4
57880.461	$r_{P1}$	18.473	0.027	4083.1	100.0
57841.531	$i_{P1}$	17.432	0.016	10644.0	155.3
57848.543	$i_{P1}$	17.968	0.017	6500.6	102.1
57855.531	$i_{P1}$	18.107	0.028	5714.9	148.3
57863.480	$i_{P1}$	17.928	0.019	6742.0	117.4
57871.562	$i_{P1}$	18.131	0.022	5589.9	115.7
57880.461	$i_{P1}$	18.603	0.031	3621.6	102.7
57841.531	$z_{P1}$	17.413	0.021	10836.0	213.7
57848.543	$z_{P1}$	17.855	0.025	7211.6	165.5
57855.531	$z_{P1}$	17.928	0.031	6742.0	193.5
57863.480	$z_{P1}$	17.952	0.026	6597.0	160.3
57871.566	$z_{P1}$	18.052	0.031	6011.9	172.9
57880.461	$z_{P1}$	18.684	0.044	3360.9	136.4
2017ciy					
57841.539	$g_{P1}$	17.476	0.016	10227.0	148.2
57847.559	$g_{P1}$	17.796	0.019	7613.3	133.2
57863.480	$g_{P1}$	19.001	0.038	2509.3	86.8
57870.578	$g_{P1}$	19.340	0.057	1836.4	96.2
57880.465	$g_{P1}$	19.637	0.076	1396.6	97.7
57841.539	$r_{P1}$	17.479	0.014	10199.0	131.2
57847.559	$r_{P1}$	17.671	0.017	8543.7	131.2
57863.480	$r_{P1}$	18.366	0.023	4505.6	96.3
57863.480	$r_{P1}$	18.366	0.023	4505.6	96.3
57870.578	$r_{P1}$	18.515	0.027	3928.1	96.0
57880.465	$r_{P1}$	18.901	0.035	2752.8	88.9
57841.539	$i_{P1}$	17.780	0.019	7723.9	132.3
57847.559	$i_{P1}$	18.026	0.022	6161.0	125.5
57863.484	$i_{P1}$	18.261	0.023	4960.3	107.1
57870.578	$i_{P1}$	18.478	0.029	4063.2	107.3

Table 2 (cont'd)

MJD	Filter	Magnitude <sup>1</sup>	Uncertainty	Flux <sup>2</sup>	Uncertainty
57879.441	<i>i</i> <sub>P1</sub>	18.758	0.018	3138.0	53.1
57879.453	<i>i</i> <sub>P1</sub>	18.704	0.018	3299.2	54.0
57879.469	<i>i</i> <sub>P1</sub>	18.730	0.019	3221.0	55.0
57879.480	<i>i</i> <sub>P1</sub>	18.787	0.020	3057.1	57.0
57880.465	<i>i</i> <sub>P1</sub>	18.839	0.034	2912.5	90.5
57841.539	<i>z</i> <sub>P1</sub>	17.861	0.028	7174.2	182.3
57847.559	<i>z</i> <sub>P1</sub>	17.931	0.032	6722.9	199.5
57863.484	<i>z</i> <sub>P1</sub>	18.211	0.032	5192.9	153.7
57870.578	<i>z</i> <sub>P1</sub>	18.291	0.039	4824.8	171.8
57880.465	<i>z</i> <sub>P1</sub>	18.635	0.042	3517.0	135.2
2017cju					
57839.594	<i>g</i> <sub>P1</sub>	17.818	0.018	7461.2	123.5
57844.590	<i>g</i> <sub>P1</sub>	18.137	0.024	5563.7	124.8
57862.551	<i>g</i> <sub>P1</sub>	19.955	0.082	1041.9	78.8
57871.562	<i>g</i> <sub>P1</sub>	20.441	0.112	666.0	69.0
57839.594	<i>r</i> <sub>P1</sub>	17.740	0.015	8019.9	109.4
57844.590	<i>r</i> <sub>P1</sub>	17.929	0.019	6734.8	116.5
57862.551	<i>r</i> <sub>P1</sub>	18.798	0.029	3024.2	82.1
57871.562	<i>r</i> <sub>P1</sub>	19.495	0.046	1592.8	66.9
57839.594	<i>i</i> <sub>P1</sub>	18.285	0.023	4850.7	103.4
57844.590	<i>i</i> <sub>P1</sub>	18.570	0.032	3732.3	109.2
57862.551	<i>i</i> <sub>P1</sub>	18.682	0.028	3367.0	86.9
57871.562	<i>i</i> <sub>P1</sub>	19.298	0.047	1908.7	83.2
57839.594	<i>z</i> <sub>P1</sub>	18.435	0.034	4227.8	134.2
57844.590	<i>z</i> <sub>P1</sub>	18.706	0.058	3294.5	176.4
57862.551	<i>z</i> <sub>P1</sub>	18.769	0.043	3107.6	121.8
57871.562	<i>z</i> <sub>P1</sub>	19.472	0.080	1626.4	119.4
2017cju					
57839.398	<i>g</i> <sub>P1</sub>	17.937	0.022	6688.0	137.0
57843.352	<i>g</i> <sub>P1</sub>	18.009	0.027	6260.1	155.1
57863.254	<i>g</i> <sub>P1</sub>	19.763	0.068	1243.9	78.4
57868.309	<i>g</i> <sub>P1</sub>	20.527	0.248	615.6	140.7
57881.258	<i>g</i> <sub>P1</sub>	20.545	0.287	605.5	159.8
57839.398	<i>r</i> <sub>P1</sub>	18.076	0.021	5883.2	116.5
57843.352	<i>r</i> <sub>P1</sub>	18.092	0.024	5798.3	130.3
57863.254	<i>r</i> <sub>P1</sub>	18.939	0.033	2657.5	80.6
57868.309	<i>r</i> <sub>P1</sub>	19.589	0.088	1460.8	119.0
57881.258	<i>r</i> <sub>P1</sub>	20.045	0.145	959.6	128.0
57839.398	<i>i</i> <sub>P1</sub>	18.503	0.035	3971.2	126.7
57843.352	<i>i</i> <sub>P1</sub>	18.531	0.032	3867.5	115.5
57854.379	<i>i</i> <sub>P1</sub>	19.294	0.091	1915.6	159.8
57854.391	<i>i</i> <sub>P1</sub>	19.637	0.258	1396.9	332.3
57854.406	<i>i</i> <sub>P1</sub>	19.452	0.111	1656.3	169.0
57854.418	<i>i</i> <sub>P1</sub>	19.316	0.100	1878.4	172.4
57863.258	<i>i</i> <sub>P1</sub>	19.133	0.046	2221.4	95.0
57868.309	<i>i</i> <sub>P1</sub>	19.578	0.091	1475.5	124.1
57881.258	<i>i</i> <sub>P1</sub>	19.999	0.145	1001.3	134.0
57839.398	<i>z</i> <sub>P1</sub>	18.581	0.050	3695.7	169.6
57843.352	<i>z</i> <sub>P1</sub>	18.718	0.051	3256.1	153.8
57863.258	<i>z</i> <sub>P1</sub>	19.200	0.079	2089.1	152.4
57868.312	<i>z</i> <sub>P1</sub>	19.989	0.183	1010.5	170.4
57881.258	<i>z</i> <sub>P1</sub>	20.129	0.204	888.0	167.0
2017ckd					
57843.469	<i>g</i> <sub>P1</sub>	18.251	0.024	5005.8	110.8
57847.555	<i>g</i> <sub>P1</sub>	18.327	0.027	4667.7	117.7
57859.445	<i>g</i> <sub>P1</sub>	19.357	0.086	1807.2	142.9
57869.535	<i>g</i> <sub>P1</sub>	20.183	0.100	844.8	78.2
57878.312	<i>g</i> <sub>P1</sub>	20.494	0.247	634.3	144.1

Table 2 (cont'd)

MJD	Filter	Magnitude <sup>1</sup>	Uncertainty	Flux <sup>2</sup>	Uncertainty
57843.469	<i>r</i> <sub>P1</sub>	18.215	0.021	5174.5	98.3
57847.555	<i>r</i> <sub>P1</sub>	18.308	0.022	4751.7	96.6
57859.445	<i>r</i> <sub>P1</sub>	19.036	0.049	2430.2	109.9
57869.535	<i>r</i> <sub>P1</sub>	19.453	0.050	1654.7	75.6
57878.312	<i>r</i> <sub>P1</sub>	19.874	0.111	1122.6	114.8
57831.605	<i>i</i> <sub>P1</sub>	19.607	0.046	1435.8	60.5
57831.617	<i>i</i> <sub>P1</sub>	19.632	0.052	1403.5	66.6
57831.625	<i>i</i> <sub>P1</sub>	19.506	0.036	1575.7	51.9
57831.637	<i>i</i> <sub>P1</sub>	19.619	0.045	1420.4	59.3
57843.469	<i>i</i> <sub>P1</sub>	18.758	0.034	3138.5	97.6
57847.555	<i>i</i> <sub>P1</sub>	18.726	0.036	3233.8	107.7
57859.445	<i>i</i> <sub>P1</sub>	19.533	0.089	1537.6	126.4
57862.500	<i>i</i> <sub>P1</sub>	19.271	0.028	1957.7	50.1
57862.512	<i>i</i> <sub>P1</sub>	19.304	0.027	1899.2	47.6
57862.527	<i>i</i> <sub>P1</sub>	19.285	0.029	1931.5	51.5
57862.539	<i>i</i> <sub>P1</sub>	19.305	0.028	1896.3	49.0
57869.535	<i>i</i> <sub>P1</sub>	19.307	0.048	1892.6	83.0
57878.316	<i>i</i> <sub>P1</sub>	20.068	0.141	939.2	122.3
57835.645	<i>z</i> <sub>P1</sub>	19.118	0.097	2252.7	202.0
57843.469	<i>z</i> <sub>P1</sub>	18.965	0.064	2594.2	154.1
57847.555	<i>z</i> <sub>P1</sub>	19.295	0.084	1914.8	148.2
57859.445	<i>z</i> <sub>P1</sub>	19.587	0.129	1463.4	174.3
57869.535	<i>z</i> <sub>P1</sub>	19.533	0.099	1537.1	140.0
57878.316	<i>z</i> <sub>P1</sub>	19.798	0.177	1204.0	196.7
2017ckx					
57843.297	<i>g</i> <sub>P1</sub>	16.314	0.010	29822.0	273.6
57863.254	<i>g</i> <sub>P1</sub>	17.071	0.013	14840.0	178.3
57871.250	<i>g</i> <sub>P1</sub>	17.690	0.022	8393.5	172.2
57879.258	<i>g</i> <sub>P1</sub>	18.298	0.041	4793.4	180.2
57843.297	<i>r</i> <sub>P1</sub>	16.412	0.010	27241.0	255.0
57863.254	<i>r</i> <sub>P1</sub>	17.040	0.011	15281.0	155.8
57871.250	<i>r</i> <sub>P1</sub>	17.139	0.016	13946.0	206.6
57879.258	<i>r</i> <sub>P1</sub>	17.267	0.017	12398.0	194.7
57843.297	<i>i</i> <sub>P1</sub>	16.843	0.014	18323.0	237.0
57863.254	<i>i</i> <sub>P1</sub>	17.692	0.020	8382.3	150.6
57871.250	<i>i</i> <sub>P1</sub>	17.453	0.021	10447.0	198.6
57879.258	<i>i</i> <sub>P1</sub>	17.420	0.019	10768.0	185.7
57843.297	<i>z</i> <sub>P1</sub>	16.927	0.021	16954.0	324.4
57863.254	<i>z</i> <sub>P1</sub>	17.456	0.021	10412.0	202.7
57871.250	<i>z</i> <sub>P1</sub>	17.360	0.031	11373.0	325.2
57879.262	<i>z</i> <sub>P1</sub>	17.491	0.026	10080.0	241.6
2017coa					
57846.352	<i>g</i> <sub>P1</sub>	17.348	0.018	11507.0	186.4
57863.250	<i>g</i> <sub>P1</sub>	18.047	0.022	6044.9	121.5
57870.250	<i>g</i> <sub>P1</sub>	18.586	0.032	3677.1	109.7
57879.258	<i>g</i> <sub>P1</sub>	19.375	0.080	1777.7	131.2
57846.352	<i>r</i> <sub>P1</sub>	17.406	0.016	10900.0	158.4
57863.250	<i>r</i> <sub>P1</sub>	17.941	0.018	6662.9	109.6
57870.250	<i>r</i> <sub>P1</sub>	18.064	0.021	5950.5	116.9
57879.258	<i>r</i> <sub>P1</sub>	18.357	0.028	4541.9	117.0
57846.352	<i>i</i> <sub>P1</sub>	17.871	0.023	7103.3	149.6
57863.250	<i>i</i> <sub>P1</sub>	18.620	0.031	3563.7	102.4
57870.250	<i>i</i> <sub>P1</sub>	18.642	0.032	3494.1	103.5
57879.258	<i>i</i> <sub>P1</sub>	18.381	0.030	4440.3	122.3
57846.352	<i>z</i> <sub>P1</sub>	17.886	0.032	7006.0	205.0
57863.250	<i>z</i> <sub>P1</sub>	18.579	0.046	3701.2	156.1
57870.250	<i>z</i> <sub>P1</sub>	18.656	0.047	3447.6	148.3
57879.258	<i>z</i> <sub>P1</sub>	18.604	0.048	3617.0	161.4

Table 2 (cont'd)

MJD	Filter	Magnitude <sup>1</sup>	Uncertainty	Flux <sup>2</sup>	Uncertainty
2017cpu					
57847.496	<i>g</i> <sub>P1</sub>	17.323	0.016	11769.0	168.1
57859.445	<i>g</i> <sub>P1</sub>	17.832	0.025	7362.6	169.2
57869.531	<i>g</i> <sub>P1</sub>	18.779	0.039	3077.8	111.3
57878.316	<i>g</i> <sub>P1</sub>	19.452	0.121	1656.2	185.1
57847.496	<i>r</i> <sub>P1</sub>	17.450	0.015	10472.0	145.9
57859.445	<i>r</i> <sub>P1</sub>	17.804	0.019	7559.8	134.1
57869.531	<i>r</i> <sub>P1</sub>	18.173	0.024	5379.4	118.7
57878.316	<i>r</i> <sub>P1</sub>	18.522	0.041	3900.9	146.2
57847.500	<i>i</i> <sub>P1</sub>	18.035	0.023	6108.3	130.2
57859.445	<i>i</i> <sub>P1</sub>	18.493	0.037	4008.0	136.7
57862.500	<i>i</i> <sub>P1</sub>	18.797	0.022	3029.2	60.0
57862.512	<i>i</i> <sub>P1</sub>	18.788	0.022	3053.4	61.3
57862.523	<i>i</i> <sub>P1</sub>	18.843	0.020	2902.7	54.0
57862.535	<i>i</i> <sub>P1</sub>	18.761	0.024	3131.0	67.9
57869.531	<i>i</i> <sub>P1</sub>	18.656	0.034	3448.4	108.8
57878.316	<i>i</i> <sub>P1</sub>	18.483	0.042	4043.5	156.4
57847.500	<i>z</i> <sub>P1</sub>	18.218	0.037	5162.6	174.6
57859.445	<i>z</i> <sub>P1</sub>	18.781	0.063	3072.6	177.7
57869.531	<i>z</i> <sub>P1</sub>	18.865	0.059	2844.4	153.8
57878.316	<i>z</i> <sub>P1</sub>	18.791	0.074	3046.1	207.4
2017dfq					
2017drh					
57877.469	<i>g</i> <sub>P1</sub>	18.538	0.047	3843.6	166.4
57877.473	<i>r</i> <sub>P1</sub>	17.351	0.016	11468.0	172.2
57852.574	<i>i</i> <sub>P1</sub>	>21.8		69.9	60.9
57852.586	<i>i</i> <sub>P1</sub>	>21.9		-4.7	59.1
57852.598	<i>i</i> <sub>P1</sub>	>21.9		24.1	60.5
57852.609	<i>i</i> <sub>P1</sub>	>21.8		-2.3	66.3
57877.473	<i>i</i> <sub>P1</sub>	16.958	0.013	16478.0	190.4
57877.473	<i>z</i> <sub>P1</sub>	16.620	0.014	22494.0	283.6
2017dz					
57780.516	<i>g</i> <sub>P1</sub>	19.785	0.084	1218.8	94.5
57788.336	<i>g</i> <sub>P1</sub>	20.415	0.151	682.2	95.1
57797.543	<i>g</i> <sub>P1</sub>	>20.6		547.6	192.8
57817.391	<i>g</i> <sub>P1</sub>	>21.4		129.3	90.3
57828.238	<i>g</i> <sub>P1</sub>	>21.6		88.4	76.7
57780.516	<i>r</i> <sub>P1</sub>	19.485	0.053	1607.2	79.1
57788.340	<i>r</i> <sub>P1</sub>	19.742	0.068	1268.6	80.0
57797.543	<i>r</i> <sub>P1</sub>	20.002	0.175	998.3	160.5
57817.391	<i>r</i> <sub>P1</sub>	21.030	0.211	387.2	75.4
57828.238	<i>r</i> <sub>P1</sub>	20.943	0.177	419.7	68.3
57758.418	<i>i</i> <sub>P1</sub>	19.626	0.045	1411.1	57.9
57780.516	<i>i</i> <sub>P1</sub>	19.861	0.088	1136.7	91.6
57788.340	<i>i</i> <sub>P1</sub>	20.243	0.112	799.1	82.7
57797.547	<i>i</i> <sub>P1</sub>	20.139	0.172	879.6	139.3
57798.426	<i>i</i> <sub>P1</sub>	19.958	0.042	1039.2	40.5
57798.441	<i>i</i> <sub>P1</sub>	20.066	0.051	940.7	43.8
57798.453	<i>i</i> <sub>P1</sub>	20.079	0.053	930.2	45.3
57798.465	<i>i</i> <sub>P1</sub>	20.026	0.048	976.7	43.5
57817.391	<i>i</i> <sub>P1</sub>	>21.5		126.5	84.5
57828.238	<i>i</i> <sub>P1</sub>	>21.4		237.2	89.7
57851.289	<i>i</i> <sub>P1</sub>	22.127	0.321	140.9	41.7
57851.301	<i>i</i> <sub>P1</sub>	21.959	0.257	164.5	39.0
57851.312	<i>i</i> <sub>P1</sub>	21.979	0.326	161.6	48.6
57851.324	<i>i</i> <sub>P1</sub>	21.820	0.254	187.0	43.7
57780.516	<i>z</i> <sub>P1</sub>	20.565	0.235	594.4	128.9
57788.340	<i>z</i> <sub>P1</sub>	20.814	0.302	472.5	131.5

Table 2 (cont'd)

MJD	Filter	Magnitude <sup>1</sup>	Uncertainty	Flux <sup>2</sup>	Uncertainty
57797.547	$z_{P1}$	>20.6		240.0	193.4
57817.391	$z_{P1}$	>21.1		357.6	120.3
57828.238	$z_{P1}$	>21.0		157.6	136.8
2017hn					
57766.645	$g_{P1}$	15.933	0.008	42342.0	325.8
57779.637	$g_{P1}$	16.387	0.008	27870.0	214.0
57788.617	$g_{P1}$	17.117	0.013	14235.0	170.3
57802.652	$g_{P1}$	18.193	0.029	5279.8	142.7
57823.582	$g_{P1}$	18.660	0.095	3435.2	300.2
57766.645	$r_{P1}$	16.004	0.007	39662.0	261.3
57779.637	$r_{P1}$	16.411	0.007	27262.0	181.7
57788.617	$r_{P1}$	16.735	0.009	20230.0	159.5
57802.652	$r_{P1}$	17.233	0.014	12787.0	160.5
57823.582	$r_{P1}$	17.882	0.032	7031.6	209.7
57766.648	$i_{P1}$	16.589	0.010	23144.0	212.8
57779.637	$i_{P1}$	17.162	0.012	13656.0	149.3
57788.617	$i_{P1}$	17.345	0.013	11539.0	143.3
57802.652	$i_{P1}$	17.278	0.015	12272.0	167.5
57823.582	$i_{P1}$	18.265	0.040	4944.0	181.1
57766.648	$z_{P1}$	16.639	0.014	22101.0	283.4
57779.637	$z_{P1}$	17.097	0.015	14501.0	201.0
57788.621	$z_{P1}$	17.105	0.015	14388.0	194.2
57802.652	$z_{P1}$	17.365	0.020	11327.0	209.5
57823.582	$z_{P1}$	18.482	0.130	4046.2	484.5
2017jl					
57773.246	$g_{P1}$	16.077	0.007	37084.0	233.9
57777.234	$g_{P1}$	15.290	0.005	76576.0	342.5
57783.227	$g_{P1}$	14.934	0.004	106240.0	400.1
57789.227	$g_{P1}$	14.988	0.004	101120.0	395.6
57800.234	$g_{P1}$	15.642	0.006	55357.0	298.4
57811.234	$g_{P1}$	16.570	0.022	23540.0	473.3
57773.246	$r_{P1}$	16.034	0.006	38583.0	207.3
57777.234	$r_{P1}$	15.339	0.004	73168.0	289.5
57783.227	$r_{P1}$	14.974	0.004	102460.0	334.2
57789.227	$r_{P1}$	14.949	0.004	104770.0	338.0
57800.234	$r_{P1}$	15.605	0.005	57261.0	260.5
57811.234	$r_{P1}$	15.787	0.016	48437.0	701.9
57773.246	$i_{P1}$	16.326	0.007	29479.0	187.7
57777.234	$i_{P1}$	15.613	0.005	56874.0	274.7
57783.227	$i_{P1}$	15.504	0.005	62858.0	284.6
57789.227	$i_{P1}$	15.640	0.005	55480.0	259.9
57800.234	$i_{P1}$	16.258	0.008	31379.0	223.2
57811.234	$i_{P1}$	16.037	0.021	38484.0	759.8
57777.234	$z_{P1}$	15.738	0.007	50680.0	342.5
57783.227	$z_{P1}$	15.506	0.006	62726.0	370.8
57789.227	$z_{P1}$	15.609	0.006	57095.0	331.1
57800.234	$z_{P1}$	15.967	0.009	41035.0	329.6
2017lc					
57779.484	$g_{P1}$	18.729	0.036	3223.6	107.2
57783.527	$g_{P1}$	19.046	0.058	2406.6	128.5
57797.398	$g_{P1}$	>20.6		244.8	196.9
57808.430	$g_{P1}$	21.206	0.285	329.4	86.3
57826.344	$g_{P1}$	>20.6		404.2	195.6
57779.484	$r_{P1}$	18.454	0.024	4153.7	93.4
57783.527	$r_{P1}$	18.637	0.037	3510.6	118.5
57797.398	$r_{P1}$	19.124	0.078	2241.4	160.4
57808.430	$r_{P1}$	19.882	0.077	1114.9	78.9
57826.344	$r_{P1}$	20.580	0.262	586.1	141.7

Table 2 (cont'd)

MJD	Filter	Magnitude <sup>1</sup>	Uncertainty	Flux <sup>2</sup>	Uncertainty
57779.484	<i>i</i> <sub>P1</sub>	19.273	0.049	1953.9	87.6
57783.527	<i>i</i> <sub>P1</sub>	19.600	0.087	1445.1	115.2
57797.398	<i>i</i> <sub>P1</sub>	19.481	0.094	1613.3	140.1
57808.430	<i>i</i> <sub>P1</sub>	20.277	0.145	774.7	103.4
57818.352	<i>i</i> <sub>P1</sub>	20.610	0.099	570.3	52.1
57818.363	<i>i</i> <sub>P1</sub>	20.970	0.135	409.1	50.9
57818.375	<i>i</i> <sub>P1</sub>	20.554	0.084	600.6	46.3
57818.387	<i>i</i> <sub>P1</sub>	20.597	0.077	577.0	41.1
57826.344	<i>i</i> <sub>P1</sub>	20.600	0.246	575.5	130.1
57826.355	<i>i</i> <sub>P1</sub>	20.747	0.124	502.7	57.4
57826.367	<i>i</i> <sub>P1</sub>	20.997	0.159	399.2	58.3
57826.379	<i>i</i> <sub>P1</sub>	21.114	0.198	358.3	65.4
57826.395	<i>i</i> <sub>P1</sub>	20.723	0.129	513.9	61.1
57779.488	<i>z</i> <sub>P1</sub>	19.741	0.108	1269.9	126.4
57783.531	<i>z</i> <sub>P1</sub>	20.313	0.239	749.4	164.6
57797.398	<i>z</i> <sub>P1</sub>	19.980	0.227	1018.4	213.3
57808.430	<i>z</i> <sub>P1</sub>	20.155	0.189	866.9	151.3
57826.344	<i>z</i> <sub>P1</sub>	>20.8		366.4	164.3
2017lm					
57776.234	<i>g</i> <sub>P1</sub>	16.530	0.009	24444.0	199.9
57782.230	<i>g</i> <sub>P1</sub>	16.583	0.009	23271.0	190.7
57797.270	<i>g</i> <sub>P1</sub>	17.484	0.017	10149.0	162.4
57823.238	<i>g</i> <sub>P1</sub>	19.453	0.258	1654.3	392.9
57776.234	<i>r</i> <sub>P1</sub>	16.629	0.008	22300.0	167.4
57782.230	<i>r</i> <sub>P1</sub>	16.564	0.008	23673.0	165.5
57797.270	<i>r</i> <sub>P1</sub>	17.181	0.013	13421.0	157.4
57823.238	<i>r</i> <sub>P1</sub>	18.252	0.052	5001.2	241.5
57776.238	<i>i</i> <sub>P1</sub>	17.102	0.011	14424.0	150.8
57782.234	<i>i</i> <sub>P1</sub>	17.221	0.013	12929.0	150.0
57797.270	<i>i</i> <sub>P1</sub>	17.824	0.022	7420.1	148.6
57823.238	<i>i</i> <sub>P1</sub>	18.496	0.070	3995.4	258.0
57776.238	<i>z</i> <sub>P1</sub>	17.157	0.016	13720.0	203.4
57782.234	<i>z</i> <sub>P1</sub>	17.167	0.016	13591.0	196.5
57797.270	<i>z</i> <sub>P1</sub>	17.593	0.025	9179.0	207.9
57823.242	<i>z</i> <sub>P1</sub>	18.503	0.085	3968.9	311.8
2017ln					
57776.656	<i>g</i> <sub>P1</sub>	16.454	0.009	26195.0	224.9
57778.660	<i>g</i> <sub>P1</sub>	16.401	0.009	27521.0	222.3
57783.523	<i>g</i> <sub>P1</sub>	16.652	0.010	21845.0	206.8
57789.645	<i>g</i> <sub>P1</sub>	17.139	0.013	13939.0	169.3
57800.473	<i>g</i> <sub>P1</sub>	18.379	0.035	4449.9	142.3
57776.660	<i>r</i> <sub>P1</sub>	16.468	0.008	25876.0	200.6
57778.660	<i>r</i> <sub>P1</sub>	16.424	0.008	26946.0	200.8
57783.523	<i>r</i> <sub>P1</sub>	16.683	0.010	21218.0	193.1
57789.645	<i>r</i> <sub>P1</sub>	17.063	0.011	14950.0	150.3
57800.473	<i>r</i> <sub>P1</sub>	17.388	0.014	11083.0	147.7
57776.660	<i>i</i> <sub>P1</sub>	17.021	0.013	15546.0	185.6
57778.660	<i>i</i> <sub>P1</sub>	17.025	0.012	15490.0	177.6
57783.523	<i>i</i> <sub>P1</sub>	17.241	0.014	12698.0	165.3
57789.645	<i>i</i> <sub>P1</sub>	17.670	0.018	8554.3	139.9
57800.473	<i>i</i> <sub>P1</sub>	17.457	0.016	10402.0	153.7
57801.574	<i>i</i> <sub>P1</sub>	17.505	0.009	9958.5	80.6
57801.586	<i>i</i> <sub>P1</sub>	17.517	0.009	9847.8	77.7
57801.598	<i>i</i> <sub>P1</sub>	17.511	0.009	9897.4	79.9
57801.609	<i>i</i> <sub>P1</sub>	17.505	0.009	9956.3	83.9
57818.395	<i>i</i> <sub>P1</sub>	18.708	0.021	3287.2	64.5
57818.406	<i>i</i> <sub>P1</sub>	18.735	0.021	3207.3	60.9
57818.418	<i>i</i> <sub>P1</sub>	18.752	0.022	3155.9	63.6



Table 2 (cont'd)

MJD	Filter	Magnitude <sup>1</sup>	Uncertainty	Flux <sup>2</sup>	Uncertainty
57818.430	<i>i</i> <sub>P1</sub>	18.604	0.020	3615.9	67.7
57776.660	<i>z</i> <sub>P1</sub>	17.102	0.017	14422.0	229.0
57783.523	<i>z</i> <sub>P1</sub>	17.454	0.020	10430.0	192.2
57789.645	<i>z</i> <sub>P1</sub>	17.567	0.021	9403.7	179.9
57800.473	<i>z</i> <sub>P1</sub>	17.545	0.024	9593.4	210.8
2017lv					
57781.590	<i>g</i> <sub>P1</sub>	16.888	0.012	17576.0	188.4
57783.531	<i>g</i> <sub>P1</sub>	17.006	0.013	15766.0	187.8
57787.559	<i>g</i> <sub>P1</sub>	17.330	0.015	11699.0	161.6
57801.508	<i>g</i> <sub>P1</sub>	18.896	0.051	2764.9	129.6
57809.484	<i>g</i> <sub>P1</sub>	19.527	0.100	1545.4	142.9
57817.469	<i>g</i> <sub>P1</sub>	19.894	0.068	1102.9	69.2
57828.445	<i>g</i> <sub>P1</sub>	19.970	0.212	1028.2	200.9
57781.590	<i>r</i> <sub>P1</sub>	16.862	0.010	17995.0	162.9
57783.531	<i>r</i> <sub>P1</sub>	17.044	0.011	15221.0	159.2
57787.559	<i>r</i> <sub>P1</sub>	17.251	0.012	12572.0	144.0
57801.512	<i>r</i> <sub>P1</sub>	17.973	0.020	6467.1	118.8
57809.484	<i>r</i> <sub>P1</sub>	18.621	0.031	3561.3	101.3
57817.469	<i>r</i> <sub>P1</sub>	18.892	0.029	2774.1	73.7
57828.449	<i>r</i> <sub>P1</sub>	19.523	0.170	1551.0	242.5
57781.590	<i>i</i> <sub>P1</sub>	17.446	0.014	10507.0	134.1
57783.531	<i>i</i> <sub>P1</sub>	17.587	0.017	9227.0	143.2
57787.559	<i>i</i> <sub>P1</sub>	17.991	0.022	6360.7	130.0
57801.512	<i>i</i> <sub>P1</sub>	17.917	0.019	6813.2	121.1
57809.484	<i>i</i> <sub>P1</sub>	18.683	0.039	3362.8	121.5
57817.469	<i>i</i> <sub>P1</sub>	19.015	0.035	2477.9	79.0
57828.414	<i>i</i> <sub>P1</sub>	19.433	0.154	1686.3	239.6
57828.422	<i>i</i> <sub>P1</sub>	19.447	0.045	1663.7	69.2
57828.434	<i>i</i> <sub>P1</sub>	19.425	0.055	1699.0	86.8
57828.441	<i>i</i> <sub>P1</sub>	19.366	0.069	1793.3	114.2
57828.449	<i>i</i> <sub>P1</sub>	19.473	0.252	1624.9	377.7
57781.594	<i>z</i> <sub>P1</sub>	17.563	0.020	9435.0	172.2
57783.531	<i>z</i> <sub>P1</sub>	17.671	0.025	8545.5	193.7
57787.559	<i>z</i> <sub>P1</sub>	17.751	0.024	7933.3	178.1
57801.512	<i>z</i> <sub>P1</sub>	17.841	0.024	7304.1	163.9
57809.484	<i>z</i> <sub>P1</sub>	18.580	0.048	3698.1	162.3
57817.469	<i>z</i> <sub>P1</sub>	19.263	0.061	1970.9	111.5
57828.449	<i>z</i> <sub>P1</sub>	19.757	0.323	1250.9	371.6
2017me					
57782.441	<i>g</i> <sub>P1</sub>	17.237	0.013	12742.0	152.4
57787.648	<i>g</i> <sub>P1</sub>	17.340	0.015	11584.0	162.8
57800.469	<i>g</i> <sub>P1</sub>	18.134	0.026	5578.7	136.0
57816.438	<i>g</i> <sub>P1</sub>	19.351	0.049	1817.2	81.4
57828.457	<i>g</i> <sub>P1</sub>	19.702	0.139	1316.3	167.9
57782.441	<i>r</i> <sub>P1</sub>	17.108	0.011	14351.0	142.6
57787.648	<i>r</i> <sub>P1</sub>	17.173	0.012	13518.0	155.6
57800.469	<i>r</i> <sub>P1</sub>	17.800	0.017	7586.8	119.8
57816.438	<i>r</i> <sub>P1</sub>	18.167	0.019	5411.6	94.0
57828.457	<i>r</i> <sub>P1</sub>	18.686	0.042	3353.9	129.6
57782.441	<i>i</i> <sub>P1</sub>	17.566	0.015	9407.2	130.6
57787.652	<i>i</i> <sub>P1</sub>	17.784	0.019	7695.4	132.8
57800.469	<i>i</i> <sub>P1</sub>	18.518	0.031	3917.1	110.1
57801.570	<i>i</i> <sub>P1</sub>	18.434	0.015	4229.7	59.8
57801.570	<i>i</i> <sub>P1</sub>	18.446	0.015	4184.8	58.2
57801.582	<i>i</i> <sub>P1</sub>	18.427	0.014	4258.6	56.7
57801.582	<i>i</i> <sub>P1</sub>	18.410	0.015	4326.5	60.1
57801.594	<i>i</i> <sub>P1</sub>	18.440	0.015	4206.8	58.2
57801.594	<i>i</i> <sub>P1</sub>	18.409	0.015	4329.9	59.4

Table 2 (cont'd)

MJD	Filter	Magnitude <sup>1</sup>	Uncertainty	Flux <sup>2</sup>	Uncertainty
57801.605	<i>i</i> <sub>P1</sub>	18.418	0.016	4294.4	61.4
57801.605	<i>i</i> <sub>P1</sub>	18.403	0.016	4354.4	64.6
57816.438	<i>i</i> <sub>P1</sub>	18.278	0.023	4884.4	101.6
57818.395	<i>i</i> <sub>P1</sub>	18.316	0.014	4716.0	58.6
57818.406	<i>i</i> <sub>P1</sub>	18.304	0.013	4768.6	57.4
57818.418	<i>i</i> <sub>P1</sub>	18.320	0.013	4700.8	56.8
57818.430	<i>i</i> <sub>P1</sub>	18.334	0.014	4639.2	59.2
57828.457	<i>i</i> <sub>P1</sub>	18.935	0.048	2666.5	117.9
57854.434	<i>i</i> <sub>P1</sub>	20.297	0.155	760.6	108.6
57854.445	<i>i</i> <sub>P1</sub>	20.258	0.155	788.4	112.2
57854.457	<i>i</i> <sub>P1</sub>	19.934	0.115	1062.9	113.0
57854.469	<i>i</i> <sub>P1</sub>	>20.0		751.3	338.4
57782.441	<i>z</i> <sub>P1</sub>	17.583	0.021	9263.8	178.4
57787.652	<i>z</i> <sub>P1</sub>	17.759	0.025	7875.8	182.6
57800.469	<i>z</i> <sub>P1</sub>	18.168	0.028	5406.6	139.6
57816.438	<i>z</i> <sub>P1</sub>	18.169	0.026	5401.4	127.6
57828.457	<i>z</i> <sub>P1</sub>	19.076	0.076	2342.1	163.9
2017mf					
57777.660	<i>g</i> <sub>P1</sub>	16.217	0.008	32606.0	249.3
57783.633	<i>g</i> <sub>P1</sub>	16.328	0.008	29426.0	230.2
57789.641	<i>g</i> <sub>P1</sub>	16.667	0.009	21543.0	182.4
57798.629	<i>g</i> <sub>P1</sub>	17.508	0.019	9923.6	174.2
57808.578	<i>g</i> <sub>P1</sub>	18.397	0.029	4378.1	115.0
57825.574	<i>g</i> <sub>P1</sub>	19.073	0.100	2349.0	217.0
57783.633	<i>r</i> <sub>P1</sub>	16.392	0.008	27746.0	197.1
57789.641	<i>r</i> <sub>P1</sub>	16.639	0.008	22097.0	155.0
57798.629	<i>r</i> <sub>P1</sub>	16.989	0.011	16015.0	157.0
57808.578	<i>r</i> <sub>P1</sub>	17.334	0.012	11650.0	128.6
57825.574	<i>r</i> <sub>P1</sub>	18.207	0.033	5215.0	160.7
57783.633	<i>i</i> <sub>P1</sub>	16.966	0.012	16358.0	180.4
57789.641	<i>i</i> <sub>P1</sub>	17.384	0.012	11125.0	124.9
57798.629	<i>i</i> <sub>P1</sub>	17.473	0.015	10248.0	140.1
57808.582	<i>i</i> <sub>P1</sub>	17.422	0.014	10747.0	139.2
57825.574	<i>i</i> <sub>P1</sub>	18.385	0.037	4425.2	149.1
57855.508	<i>i</i> <sub>P1</sub>	19.539	0.062	1529.6	87.8
57855.523	<i>i</i> <sub>P1</sub>	19.569	0.056	1486.9	77.4
57783.633	<i>z</i> <sub>P1</sub>	16.921	0.014	17049.0	219.4
57789.645	<i>z</i> <sub>P1</sub>	17.233	0.014	12786.0	166.7
57798.633	<i>z</i> <sub>P1</sub>	17.267	0.016	12397.0	185.7
57808.582	<i>z</i> <sub>P1</sub>	17.423	0.019	10737.0	185.2
57825.574	<i>z</i> <sub>P1</sub>	18.617	0.053	3573.9	173.4
2017ms					
57778.656	<i>g</i> <sub>P1</sub>	15.850	0.006	45714.0	271.3
57782.438	<i>g</i> <sub>P1</sub>	15.767	0.006	49338.0	270.3
57801.387	<i>g</i> <sub>P1</sub>	16.846	0.011	18270.0	179.0
57826.496	<i>g</i> <sub>P1</sub>	18.497	0.049	3992.8	178.5
57778.656	<i>r</i> <sub>P1</sub>	16.010	0.006	39459.0	219.4
57782.438	<i>r</i> <sub>P1</sub>	15.947	0.006	41813.0	218.9
57801.387	<i>r</i> <sub>P1</sub>	16.784	0.009	19331.0	162.8
57826.496	<i>r</i> <sub>P1</sub>	17.745	0.021	7977.6	157.8
57778.656	<i>i</i> <sub>P1</sub>	16.566	0.009	23642.0	199.4
57782.438	<i>i</i> <sub>P1</sub>	16.666	0.010	21553.0	207.2
57801.387	<i>i</i> <sub>P1</sub>	17.525	0.015	9773.6	133.7
57826.500	<i>i</i> <sub>P1</sub>	18.037	0.028	6098.2	155.1
57852.340	<i>i</i> <sub>P1</sub>	18.982	0.038	2554.1	90.4
57852.352	<i>i</i> <sub>P1</sub>	19.139	0.061	2209.6	125.0
57852.363	<i>i</i> <sub>P1</sub>	19.183	0.065	2122.1	126.4
57852.379	<i>i</i> <sub>P1</sub>	18.903	0.112	2747.8	283.6

Table 2 (cont'd)

MJD	Filter	Magnitude <sup>1</sup>	Uncertainty	Flux <sup>2</sup>	Uncertainty
57778.656	$z_{P1}$	16.701	0.013	20881.0	253.6
57782.441	$z_{P1}$	16.706	0.012	20779.0	239.0
57801.387	$z_{P1}$	17.262	0.017	12455.0	197.7
57826.500	$z_{P1}$	18.028	0.033	6147.1	187.9
2017mu					
57781.426	$g_{P1}$	19.244	0.053	2005.9	97.2
57786.387	$g_{P1}$	19.711	0.068	1305.0	81.3
57798.363	$g_{P1}$	20.773	0.218	490.8	98.4
57806.371	$g_{P1}$	20.637	0.193	556.2	99.1
57825.395	$g_{P1}$	>20.4		271.6	224.0
57781.426	$r_{P1}$	19.078	0.044	2337.6	94.5
57786.387	$r_{P1}$	19.508	0.054	1572.6	77.8
57798.363	$r_{P1}$	19.857	0.082	1141.3	86.4
57806.371	$r_{P1}$	20.262	0.120	785.5	86.8
57825.395	$r_{P1}$	>20.9		386.5	145.7
57774.422	$i_{P1}$	19.291	0.028	1920.8	49.3
57774.438	$i_{P1}$	19.367	0.033	1790.7	55.2
57774.461	$i_{P1}$	19.397	0.036	1742.6	57.5
57774.594	$i_{P1}$	19.348	0.028	1823.0	47.3
57776.438	$i_{P1}$	19.369	0.058	1788.8	96.2
57776.461	$i_{P1}$	>18.6		2602.4	1181.3
57776.625	$i_{P1}$	19.448	0.039	1663.2	59.9
57777.441	$i_{P1}$	19.348	0.033	1823.2	55.5
57777.465	$i_{P1}$	19.336	0.029	1844.0	50.0
57777.629	$i_{P1}$	19.424	0.036	1699.1	57.1
57777.648	$i_{P1}$	19.401	0.039	1735.5	62.1
57778.422	$i_{P1}$	19.365	0.034	1795.3	55.5
57778.445	$i_{P1}$	19.380	0.034	1770.8	55.9
57781.426	$i_{P1}$	19.666	0.069	1360.1	86.3
57786.387	$i_{P1}$	20.046	0.090	958.5	79.2
57789.383	$i_{P1}$	19.928	0.055	1068.8	54.2
57789.410	$i_{P1}$	19.984	0.054	1014.9	50.5
57789.609	$i_{P1}$	20.028	0.053	974.1	47.8
57798.363	$i_{P1}$	20.190	0.115	839.1	88.9
57806.371	$i_{P1}$	20.237	0.123	803.5	90.9
57825.398	$i_{P1}$	20.410	0.213	685.4	134.5
57781.430	$z_{P1}$	19.866	0.125	1131.1	130.4
57786.391	$z_{P1}$	20.550	0.210	602.4	116.3
57798.367	$z_{P1}$	20.212	0.156	822.7	118.0
57806.371	$z_{P1}$	20.356	0.178	720.2	117.9
57825.398	$z_{P1}$	>20.8		126.5	155.8
2017nk					
57786.633	$g_{P1}$	18.259	0.036	4971.4	164.6
57794.520	$g_{P1}$	18.940	0.160	2654.5	391.7
57804.652	$g_{P1}$	19.929	0.116	1067.2	114.5
57819.613	$g_{P1}$	20.577	0.203	588.0	109.9
57827.578	$g_{P1}$	>20.6		538.9	184.5
57832.539	$g_{P1}$	20.710	0.238	519.9	114.0
57786.633	$r_{P1}$	17.829	0.021	7384.0	142.8
57794.520	$r_{P1}$	18.199	0.053	5251.8	256.8
57804.652	$r_{P1}$	18.351	0.030	4565.4	125.7
57819.613	$r_{P1}$	19.079	0.050	2335.5	107.8
57827.578	$r_{P1}$	19.298	0.077	1908.1	136.2
57832.539	$r_{P1}$	19.723	0.079	1290.1	93.5
57786.637	$i_{P1}$	18.474	0.038	4079.3	143.8
57794.520	$i_{P1}$	18.255	0.048	4989.7	222.4
57804.652	$i_{P1}$	18.401	0.036	4361.5	144.3
57819.613	$i_{P1}$	19.038	0.055	2426.2	122.9

Table 2 (cont'd)

MJD	Filter	Magnitude <sup>1</sup>	Uncertainty	Flux <sup>2</sup>	Uncertainty
57827.578	<i>i</i> <sub>P1</sub>	19.603	0.097	1441.0	129.1
57832.539	<i>i</i> <sub>P1</sub>	19.932	0.102	1064.7	100.1
57834.543	<i>i</i> <sub>P1</sub>	19.981	0.093	1017.5	86.9
57834.555	<i>i</i> <sub>P1</sub>	19.642	0.054	1390.0	68.5
57834.566	<i>i</i> <sub>P1</sub>	19.781	0.069	1223.7	77.8
57834.578	<i>i</i> <sub>P1</sub>	19.747	0.072	1262.0	83.8
57786.637	<i>z</i> <sub>P1</sub>	18.135	0.038	5573.7	194.8
57794.520	<i>z</i> <sub>P1</sub>	18.325	0.064	4676.4	277.1
57804.652	<i>z</i> <sub>P1</sub>	18.286	0.046	4848.3	203.8
57819.613	<i>z</i> <sub>P1</sub>	19.047	0.069	2406.5	152.1
57827.578	<i>z</i> <sub>P1</sub>	19.587	0.128	1463.5	172.4
57832.539	<i>z</i> <sub>P1</sub>	19.892	0.136	1104.2	138.1
2017ns					
57779.230	<i>g</i> <sub>P1</sub>	17.452	0.017	10452.0	167.2
57783.227	<i>g</i> <sub>P1</sub>	17.255	0.017	12533.0	197.6
57794.230	<i>g</i> <sub>P1</sub>	17.782	0.038	7715.6	272.1
57801.270	<i>g</i> <sub>P1</sub>	18.388	0.032	4415.7	128.7
57823.242	<i>g</i> <sub>P1</sub>	>20.0		623.2	327.1
57783.230	<i>r</i> <sub>P1</sub>	17.032	0.013	15385.0	186.7
57794.230	<i>r</i> <sub>P1</sub>	17.290	0.022	12133.0	243.0
57801.270	<i>r</i> <sub>P1</sub>	17.628	0.017	8891.0	138.3
57823.242	<i>r</i> <sub>P1</sub>	18.834	0.085	2926.2	228.2
57779.230	<i>i</i> <sub>P1</sub>	17.383	0.017	11142.0	173.3
57783.230	<i>i</i> <sub>P1</sub>	17.409	0.016	10872.0	163.3
57794.230	<i>i</i> <sub>P1</sub>	17.917	0.031	6809.4	194.6
57801.270	<i>i</i> <sub>P1</sub>	17.976	0.022	6452.9	130.0
57823.242	<i>i</i> <sub>P1</sub>	18.653	0.075	3457.2	237.4
57779.234	<i>z</i> <sub>P1</sub>	17.554	0.025	9518.0	218.8
57783.230	<i>z</i> <sub>P1</sub>	17.541	0.026	9629.2	234.3
57794.230	<i>z</i> <sub>P1</sub>	17.882	0.047	7037.0	301.4
57801.273	<i>z</i> <sub>P1</sub>	17.791	0.027	7646.5	189.6
57823.242	<i>z</i> <sub>P1</sub>	18.672	0.110	3398.7	343.9
2017nw					
57781.586	<i>g</i> <sub>P1</sub>	18.553	0.032	3790.5	111.2
57787.555	<i>g</i> <sub>P1</sub>	18.832	0.044	2931.2	118.9
57800.465	<i>g</i> <sub>P1</sub>	19.880	0.164	1116.4	168.2
57809.480	<i>g</i> <sub>P1</sub>	20.474	0.122	646.5	72.7
57818.480	<i>g</i> <sub>P1</sub>	20.608	0.171	571.1	89.7
57781.586	<i>r</i> <sub>P1</sub>	18.471	0.023	4088.8	88.3
57787.555	<i>r</i> <sub>P1</sub>	18.698	0.033	3316.9	100.3
57800.465	<i>r</i> <sub>P1</sub>	19.295	0.069	1914.0	120.8
57809.480	<i>r</i> <sub>P1</sub>	19.588	0.054	1461.4	72.9
57818.484	<i>r</i> <sub>P1</sub>	19.978	0.086	1020.7	80.5
57781.586	<i>i</i> <sub>P1</sub>	18.990	0.033	2535.2	77.7
57787.555	<i>i</i> <sub>P1</sub>	19.250	0.051	1995.9	94.4
57800.465	<i>i</i> <sub>P1</sub>	19.677	0.088	1346.0	108.5
57809.480	<i>i</i> <sub>P1</sub>	19.531	0.061	1540.5	87.1
57818.484	<i>i</i> <sub>P1</sub>	19.980	0.082	1018.4	77.2
57781.586	<i>z</i> <sub>P1</sub>	19.490	0.064	1599.5	94.5
57787.555	<i>z</i> <sub>P1</sub>	19.826	0.123	1173.8	132.8
57800.465	<i>z</i> <sub>P1</sub>	20.181	0.196	846.5	152.9
57809.480	<i>z</i> <sub>P1</sub>	19.695	0.113	1323.9	137.7
57818.484	<i>z</i> <sub>P1</sub>	19.896	0.119	1100.6	120.3
2017oz					
57783.660	<i>g</i> <sub>P1</sub>	17.779	0.026	7731.1	187.5
57787.652	<i>g</i> <sub>P1</sub>	17.665	0.019	8586.5	148.4
57797.488	<i>g</i> <sub>P1</sub>	18.162	0.052	5434.1	259.2
57806.648	<i>g</i> <sub>P1</sub>	19.017	0.053	2472.3	121.7

Table 2 (cont'd)

MJD	Filter	Magnitude <sup>1</sup>	Uncertainty	Flux <sup>2</sup>	Uncertainty
57825.574	<i>g</i> <sub>P1</sub>	20.396	0.301	694.3	192.2
57783.660	<i>r</i> <sub>P1</sub>	17.942	0.026	6656.9	157.4
57787.652	<i>r</i> <sub>P1</sub>	17.796	0.019	7611.4	135.2
57797.488	<i>r</i> <sub>P1</sub>	18.059	0.033	5976.8	184.0
57806.648	<i>r</i> <sub>P1</sub>	18.357	0.029	4539.8	122.3
57825.574	<i>r</i> <sub>P1</sub>	19.183	0.080	2122.7	157.1
57768.637	<i>i</i> <sub>P1</sub>	>21.6		124.1	74.1
57768.637	<i>i</i> <sub>P1</sub>	>21.7		82.0	67.5
57768.645	<i>i</i> <sub>P1</sub>	>21.6		25.8	74.1
57768.652	<i>i</i> <sub>P1</sub>	>21.7		33.3	72.1
57768.656	<i>i</i> <sub>P1</sub>	>21.8		93.1	64.3
57783.660	<i>i</i> <sub>P1</sub>	18.391	0.040	4400.6	162.3
57787.652	<i>i</i> <sub>P1</sub>	18.389	0.031	4410.8	124.1
57797.488	<i>i</i> <sub>P1</sub>	18.573	0.057	3723.8	194.0
57806.648	<i>i</i> <sub>P1</sub>	19.109	0.059	2271.3	123.4
57825.574	<i>i</i> <sub>P1</sub>	19.502	0.098	1582.1	142.8
57852.523	<i>i</i> <sub>P1</sub>	20.782	0.171	486.7	76.9
57852.535	<i>i</i> <sub>P1</sub>	20.712	0.194	518.9	92.6
57852.547	<i>i</i> <sub>P1</sub>	20.740	0.198	505.8	92.4
57852.559	<i>i</i> <sub>P1</sub>	20.061	0.103	945.0	89.7
57787.656	<i>z</i> <sub>P1</sub>	18.505	0.042	3963.8	152.2
57797.488	<i>z</i> <sub>P1</sub>	19.070	0.114	2355.0	246.6
57806.648	<i>z</i> <sub>P1</sub>	19.120	0.085	2248.1	175.3
57825.578	<i>z</i> <sub>P1</sub>	19.262	0.088	1973.4	160.0
2017po					
57786.637	<i>g</i> <sub>P1</sub>	16.379	0.008	28093.0	205.3
57797.547	<i>g</i> <sub>P1</sub>	17.015	0.017	15629.0	247.8
57802.656	<i>g</i> <sub>P1</sub>	17.458	0.016	10395.0	152.0
57817.617	<i>g</i> <sub>P1</sub>	18.385	0.094	4426.3	381.9
57825.629	<i>g</i> <sub>P1</sub>	19.161	0.073	2165.0	146.5
57786.637	<i>r</i> <sub>P1</sub>	16.495	0.008	25238.0	190.0
57797.547	<i>r</i> <sub>P1</sub>	17.043	0.013	15239.0	186.7
57802.656	<i>r</i> <sub>P1</sub>	17.090	0.011	14594.0	149.3
57817.617	<i>r</i> <sub>P1</sub>	17.693	0.044	8374.5	343.2
57825.633	<i>r</i> <sub>P1</sub>	18.164	0.024	5425.6	121.7
57786.637	<i>i</i> <sub>P1</sub>	17.108	0.012	14349.0	153.6
57797.547	<i>i</i> <sub>P1</sub>	17.874	0.024	7083.1	155.6
57802.656	<i>i</i> <sub>P1</sub>	17.677	0.017	8495.6	135.1
57817.617	<i>i</i> <sub>P1</sub>	17.714	0.049	8209.8	368.2
57825.633	<i>i</i> <sub>P1</sub>	18.429	0.029	4249.6	112.5
57827.539	<i>i</i> <sub>P1</sub>	18.514	0.023	3930.5	81.9
57827.547	<i>i</i> <sub>P1</sub>	18.489	0.016	4021.1	59.5
57827.559	<i>i</i> <sub>P1</sub>	18.572	0.017	3726.1	59.5
57827.570	<i>i</i> <sub>P1</sub>	18.570	0.018	3731.4	60.2
57827.578	<i>i</i> <sub>P1</sub>	18.568	0.018	3737.9	61.6
57827.590	<i>i</i> <sub>P1</sub>	18.559	0.018	3772.1	63.5
57827.602	<i>i</i> <sub>P1</sub>	18.527	0.020	3883.8	70.5
57827.609	<i>i</i> <sub>P1</sub>	18.494	0.018	4002.2	65.8
57855.535	<i>i</i> <sub>P1</sub>	19.538	0.045	1530.0	63.5
57855.547	<i>i</i> <sub>P1</sub>	19.554	0.053	1507.4	73.4
57855.559	<i>i</i> <sub>P1</sub>	19.580	0.054	1471.7	73.2
57855.570	<i>i</i> <sub>P1</sub>	19.482	0.048	1611.6	70.7
57786.637	<i>z</i> <sub>P1</sub>	17.192	0.016	13282.0	201.3
57797.547	<i>z</i> <sub>P1</sub>	17.668	0.028	8569.5	218.9
57802.656	<i>z</i> <sub>P1</sub>	17.573	0.021	9352.7	184.4
57817.617	<i>z</i> <sub>P1</sub>	17.720	0.050	8167.0	375.5
57825.633	<i>z</i> <sub>P1</sub>	18.486	0.038	4034.3	141.0
2017wb					

Table 2 (cont'd)

MJD	Filter	Magnitude <sup>1</sup>	Uncertainty	Flux <sup>2</sup>	Uncertainty
57784.516	<i>g</i> <sub>P1</sub>	16.698	0.012	20927.0	236.1
57788.461	<i>g</i> <sub>P1</sub>	16.556	0.010	23866.0	227.7
57797.488	<i>g</i> <sub>P1</sub>	16.758	0.015	19812.0	266.8
57800.527	<i>g</i> <sub>P1</sub>	16.955	0.014	16519.0	209.2
57808.441	<i>g</i> <sub>P1</sub>	17.574	0.018	9342.6	158.6
57817.379	<i>g</i> <sub>P1</sub>	18.140	0.031	5544.7	160.6
57817.383	<i>g</i> <sub>P1</sub>	18.260	0.038	4965.4	172.5
57826.531	<i>g</i> <sub>P1</sub>	18.818	0.076	2969.8	207.7
57828.465	<i>g</i> <sub>P1</sub>	18.894	0.069	2769.4	176.4
57784.516	<i>r</i> <sub>P1</sub>	16.782	0.010	19372.0	187.2
57788.461	<i>r</i> <sub>P1</sub>	16.565	0.009	23667.0	195.2
57797.492	<i>r</i> <sub>P1</sub>	16.689	0.012	21099.0	230.1
57800.527	<i>r</i> <sub>P1</sub>	16.855	0.011	18118.0	175.6
57808.441	<i>r</i> <sub>P1</sub>	17.244	0.014	12655.0	158.0
57817.383	<i>r</i> <sub>P1</sub>	17.276	0.015	12297.0	167.7
57817.383	<i>r</i> <sub>P1</sub>	17.359	0.015	11390.0	158.0
57826.531	<i>r</i> <sub>P1</sub>	17.686	0.022	8424.4	169.6
57828.465	<i>r</i> <sub>P1</sub>	17.948	0.037	6620.7	222.9
57767.539	<i>i</i> <sub>P1</sub>	21.425	0.340	269.1	84.3
57767.551	<i>i</i> <sub>P1</sub>	>21.6		83.9	76.8
57767.566	<i>i</i> <sub>P1</sub>	21.368	0.336	283.7	87.7
57767.578	<i>i</i> <sub>P1</sub>	>21.5		-6.6	81.3
57784.516	<i>i</i> <sub>P1</sub>	17.142	0.014	13900.0	181.9
57788.461	<i>i</i> <sub>P1</sub>	17.151	0.014	13796.0	173.7
57795.434	<i>i</i> <sub>P1</sub>	17.307	0.015	11949.0	166.1
57795.449	<i>i</i> <sub>P1</sub>	17.253	0.014	12558.0	156.2
57795.465	<i>i</i> <sub>P1</sub>	17.339	0.034	11595.0	361.4
57795.480	<i>i</i> <sub>P1</sub>	17.292	0.017	12106.0	190.3
57797.492	<i>i</i> <sub>P1</sub>	17.377	0.019	11199.0	197.7
57800.527	<i>i</i> <sub>P1</sub>	17.601	0.017	9109.3	142.6
57808.441	<i>i</i> <sub>P1</sub>	17.859	0.020	7186.1	134.0
57817.383	<i>i</i> <sub>P1</sub>	17.722	0.022	8147.7	166.9
57817.383	<i>i</i> <sub>P1</sub>	17.596	0.018	9157.9	149.7
57823.414	<i>i</i> <sub>P1</sub>	17.710	0.014	8238.9	109.4
57823.430	<i>i</i> <sub>P1</sub>	17.700	0.013	8320.1	102.6
57823.441	<i>i</i> <sub>P1</sub>	17.689	0.013	8403.6	100.7
57823.457	<i>i</i> <sub>P1</sub>	17.704	0.013	8287.4	101.8
57826.531	<i>i</i> <sub>P1</sub>	17.830	0.022	7381.2	150.5
57828.465	<i>i</i> <sub>P1</sub>	18.102	0.064	5746.1	340.5
57850.312	<i>i</i> <sub>P1</sub>	18.996	0.029	2521.1	66.4
57850.324	<i>i</i> <sub>P1</sub>	18.940	0.028	2654.1	67.5
57850.336	<i>i</i> <sub>P1</sub>	18.903	0.027	2746.6	67.2
57850.352	<i>i</i> <sub>P1</sub>	19.023	0.029	2459.2	65.3
57784.516	<i>z</i> <sub>P1</sub>	17.227	0.017	12864.0	203.4
57788.461	<i>z</i> <sub>P1</sub>	17.192	0.017	13284.0	213.8
57797.492	<i>z</i> <sub>P1</sub>	17.461	0.031	10368.0	296.7
57800.527	<i>z</i> <sub>P1</sub>	17.552	0.023	9528.8	198.4
57808.441	<i>z</i> <sub>P1</sub>	17.690	0.025	8395.2	194.0
57817.383	<i>z</i> <sub>P1</sub>	17.663	0.044	8606.1	347.9
57817.383	<i>z</i> <sub>P1</sub>	17.682	0.026	8455.5	199.9
57826.531	<i>z</i> <sub>P1</sub>	17.819	0.027	7452.4	182.8
57828.465	<i>z</i> <sub>P1</sub>	18.002	0.036	6299.2	208.5
2017ya					
57788.227	<i>g</i> <sub>P1</sub>	18.159	0.052	5448.4	261.0
57794.234	<i>g</i> <sub>P1</sub>	18.498	0.107	3990.2	392.8
57800.230	<i>g</i> <sub>P1</sub>	18.996	0.093	2521.6	215.7
57788.227	<i>r</i> <sub>P1</sub>	17.950	0.035	6604.2	212.7
57794.234	<i>r</i> <sub>P1</sub>	18.202	0.056	5236.4	270.7

Table 2 (cont'd)

MJD	Filter	Magnitude <sup>1</sup>	Uncertainty	Flux <sup>2</sup>	Uncertainty
57800.230	<i>r</i> <sub>P1</sub>	18.668	0.054	3409.1	168.4
57788.227	<i>i</i> <sub>P1</sub>	18.595	0.072	3646.9	241.2
57794.234	<i>i</i> <sub>P1</sub>	19.096	0.246	2299.0	520.8
57800.230	<i>i</i> <sub>P1</sub>	19.443	0.126	1671.0	193.3
57788.227	<i>z</i> <sub>P1</sub>	18.786	0.111	3059.3	313.4
57794.234	<i>z</i> <sub>P1</sub>	18.814	0.160	2981.4	438.3
57800.230	<i>z</i> <sub>P1</sub>	19.755	0.244	1252.8	282.1
2017yh					
57787.656	<i>g</i> <sub>P1</sub>	16.173	0.008	33933.0	247.2
57794.605	<i>g</i> <sub>P1</sub>	16.134	0.013	35197.0	421.0
57799.645	<i>g</i> <sub>P1</sub>	16.455	0.011	26190.0	268.1
57806.652	<i>g</i> <sub>P1</sub>	17.142	0.013	13911.0	172.9
57825.633	<i>g</i> <sub>P1</sub>	18.587	0.053	3676.2	179.0
57787.656	<i>r</i> <sub>P1</sub>	16.124	0.007	35505.0	217.8
57794.605	<i>r</i> <sub>P1</sub>	16.015	0.009	39262.0	330.5
57799.645	<i>r</i> <sub>P1</sub>	16.266	0.008	31168.0	234.8
57806.652	<i>r</i> <sub>P1</sub>	16.571	0.008	23525.0	180.9
57825.633	<i>r</i> <sub>P1</sub>	17.591	0.018	9198.0	153.8
57787.656	<i>i</i> <sub>P1</sub>	16.396	0.008	27646.0	209.8
57794.609	<i>i</i> <sub>P1</sub>	16.558	0.012	23814.0	253.5
57799.645	<i>i</i> <sub>P1</sub>	16.847	0.012	18252.0	198.7
57806.652	<i>i</i> <sub>P1</sub>	16.942	0.011	16714.0	165.3
57825.633	<i>i</i> <sub>P1</sub>	17.551	0.017	9538.5	147.2
57787.656	<i>z</i> <sub>P1</sub>	16.585	0.011	23217.0	240.6
57794.609	<i>z</i> <sub>P1</sub>	16.592	0.015	23085.0	316.5
57799.645	<i>z</i> <sub>P1</sub>	16.794	0.016	19165.0	279.0
57806.652	<i>z</i> <sub>P1</sub>	16.818	0.014	18741.0	239.7
57825.633	<i>z</i> <sub>P1</sub>	17.457	0.021	10404.0	199.5
2017yk					
57786.492	<i>g</i> <sub>P1</sub>	18.180	0.022	5345.5	106.5
57798.293	<i>g</i> <sub>P1</sub>	18.651	0.040	3464.2	126.2
57806.430	<i>g</i> <sub>P1</sub>	19.313	0.062	1883.5	106.8
57825.391	<i>g</i> <sub>P1</sub>	>20.3		421.6	263.1
57786.496	<i>r</i> <sub>P1</sub>	18.110	0.019	5701.5	99.9
57798.297	<i>r</i> <sub>P1</sub>	18.363	0.026	4516.2	106.2
57806.430	<i>r</i> <sub>P1</sub>	18.620	0.032	3565.3	103.6
57825.391	<i>r</i> <sub>P1</sub>	19.833	0.185	1166.5	198.3
57786.496	<i>i</i> <sub>P1</sub>	18.350	0.024	4570.7	101.8
57798.297	<i>i</i> <sub>P1</sub>	18.708	0.038	3286.1	113.5
57806.430	<i>i</i> <sub>P1</sub>	19.047	0.058	2405.4	127.4
57816.395	<i>i</i> <sub>P1</sub>	18.978	0.021	2563.8	48.7
57816.406	<i>i</i> <sub>P1</sub>	18.960	0.019	2605.5	45.8
57816.418	<i>i</i> <sub>P1</sub>	18.933	0.019	2672.4	45.9
57816.430	<i>i</i> <sub>P1</sub>	18.915	0.018	2716.6	46.1
57825.352	<i>i</i> <sub>P1</sub>	19.484	0.055	1608.7	80.8
57825.363	<i>i</i> <sub>P1</sub>	19.546	0.054	1519.8	74.9
57825.375	<i>i</i> <sub>P1</sub>	19.546	0.065	1519.3	91.2
57825.387	<i>i</i> <sub>P1</sub>	19.548	0.065	1515.9	91.2
57825.391	<i>i</i> <sub>P1</sub>	19.593	0.136	1455.2	182.5
57786.496	<i>z</i> <sub>P1</sub>	18.334	0.031	4639.1	130.9
57798.297	<i>z</i> <sub>P1</sub>	18.855	0.077	2870.2	204.6
57806.430	<i>z</i> <sub>P1</sub>	18.864	0.064	2847.2	167.2
57825.395	<i>z</i> <sub>P1</sub>	19.712	0.201	1303.8	241.1
2017zd					
57785.652	<i>g</i> <sub>P1</sub>	16.693	0.011	21032.0	209.9
57793.613	<i>g</i> <sub>P1</sub>	16.352	0.011	28777.0	287.5
57805.574	<i>g</i> <sub>P1</sub>	16.834	0.012	18470.0	208.7
57819.555	<i>g</i> <sub>P1</sub>	18.209	0.031	5203.1	149.8

Table 2 (cont'd)

MJD	Filter	Magnitude <sup>1</sup>	Uncertainty	Flux <sup>2</sup>	Uncertainty
57819.559	<i>g</i> <sub>P1</sub>	18.151	0.034	5490.8	171.4
57831.512	<i>g</i> <sub>P1</sub>	18.975	0.068	2570.5	161.7
57838.531	<i>g</i> <sub>P1</sub>	19.280	0.087	1941.7	154.7
57785.656	<i>r</i> <sub>P1</sub>	16.836	0.011	18431.0	190.1
57793.613	<i>r</i> <sub>P1</sub>	16.356	0.009	28690.0	235.3
57805.574	<i>r</i> <sub>P1</sub>	16.861	0.012	18007.0	196.4
57819.555	<i>r</i> <sub>P1</sub>	17.275	0.015	12305.0	166.6
57831.512	<i>r</i> <sub>P1</sub>	17.883	0.026	7028.9	168.5
57838.535	<i>r</i> <sub>P1</sub>	18.177	0.039	5359.3	192.8
57785.656	<i>i</i> <sub>P1</sub>	17.025	0.014	15485.0	199.0
57793.613	<i>i</i> <sub>P1</sub>	17.024	0.015	15509.0	210.0
57805.574	<i>i</i> <sub>P1</sub>	17.567	0.022	9404.5	193.4
57819.555	<i>i</i> <sub>P1</sub>	17.429	0.018	10671.0	178.4
57831.473	<i>i</i> <sub>P1</sub>	17.921	0.018	6783.3	110.0
57831.480	<i>i</i> <sub>P1</sub>	17.961	0.019	6539.5	114.8
57831.492	<i>i</i> <sub>P1</sub>	17.991	0.018	6362.0	107.4
57831.500	<i>i</i> <sub>P1</sub>	18.010	0.017	6250.3	98.4
57831.512	<i>i</i> <sub>P1</sub>	17.944	0.031	6641.2	188.7
57838.535	<i>i</i> <sub>P1</sub>	18.209	0.041	5205.3	198.0
57793.613	<i>z</i> <sub>P1</sub>	16.977	0.018	16184.0	269.2
57805.574	<i>z</i> <sub>P1</sub>	17.429	0.029	10672.0	281.3
57819.555	<i>z</i> <sub>P1</sub>	17.419	0.024	10779.0	233.5
57831.512	<i>z</i> <sub>P1</sub>	17.992	0.038	6356.8	223.1
57838.535	<i>z</i> <sub>P1</sub>	18.692	0.097	3334.9	298.1
ASASSN-15bc					
57042.219	<i>g</i> <sub>P1</sub>	17.270	0.005	12358.0	62.6
57044.219	<i>g</i> <sub>P1</sub>	17.188	0.007	13335.0	89.6
57045.215	<i>g</i> <sub>P1</sub>	17.139	0.007	13938.0	93.5
57046.215	<i>g</i> <sub>P1</sub>	17.122	0.010	14165.0	125.8
57053.223	<i>g</i> <sub>P1</sub>	17.232	0.012	12797.0	140.4
57065.227	<i>g</i> <sub>P1</sub>	18.102	0.016	5743.9	86.5
57075.227	<i>g</i> <sub>P1</sub>	18.953	0.033	2623.5	79.5
57042.219	<i>r</i> <sub>P1</sub>	17.307	0.005	11941.0	52.6
57044.219	<i>r</i> <sub>P1</sub>	17.203	0.006	13151.0	73.5
57045.215	<i>r</i> <sub>P1</sub>	17.153	0.007	13763.0	87.7
57046.215	<i>r</i> <sub>P1</sub>	17.106	0.008	14378.0	106.1
57053.223	<i>r</i> <sub>P1</sub>	17.168	0.010	13573.0	127.0
57065.227	<i>r</i> <sub>P1</sub>	17.709	0.013	8248.8	99.2
57075.227	<i>r</i> <sub>P1</sub>	17.961	0.015	6539.0	88.7
57042.215	<i>i</i> <sub>P1</sub>	17.745	0.006	7977.0	47.3
57044.219	<i>i</i> <sub>P1</sub>	17.627	0.008	8896.7	65.7
57045.215	<i>i</i> <sub>P1</sub>	17.662	0.010	8612.3	78.4
57046.215	<i>i</i> <sub>P1</sub>	17.648	0.013	8723.7	101.3
57048.266	<i>i</i> <sub>P1</sub>	17.648	0.009	8724.2	69.8
57048.277	<i>i</i> <sub>P1</sub>	17.640	0.009	8787.4	69.7
57048.289	<i>i</i> <sub>P1</sub>	17.617	0.009	8975.1	74.2
57048.301	<i>i</i> <sub>P1</sub>	17.628	0.009	8886.8	73.5
57053.223	<i>i</i> <sub>P1</sub>	17.813	0.015	7498.4	105.0
57065.227	<i>i</i> <sub>P1</sub>	18.362	0.023	4521.7	96.4
57075.223	<i>i</i> <sub>P1</sub>	18.196	0.019	5267.3	94.0
57042.215	<i>z</i> <sub>P1</sub>	17.768	0.009	7809.6	68.1
57044.219	<i>z</i> <sub>P1</sub>	17.694	0.010	8364.5	75.4
57045.211	<i>z</i> <sub>P1</sub>	17.713	0.013	8215.3	100.6
57046.215	<i>z</i> <sub>P1</sub>	17.704	0.017	8290.2	133.1
57053.223	<i>z</i> <sub>P1</sub>	17.835	0.018	7342.0	118.5
57065.223	<i>z</i> <sub>P1</sub>	18.185	0.031	5321.0	152.3
57075.223	<i>z</i> <sub>P1</sub>	18.204	0.028	5226.7	132.7
ASASSN-15bm					



Table 2 (cont'd)

MJD	Filter	Magnitude <sup>1</sup>	Uncertainty	Flux <sup>2</sup>	Uncertainty
57049.656	<i>g</i> <sub>P1</sub>	16.064	0.003	37516.0	118.0
57055.660	<i>g</i> <sub>P1</sub>	16.005	0.003	39626.0	109.7
57073.656	<i>g</i> <sub>P1</sub>	17.064	0.005	14945.0	66.5
57049.656	<i>r</i> <sub>P1</sub>	15.994	0.002	40020.0	87.9
57055.660	<i>r</i> <sub>P1</sub>	15.828	0.002	46650.0	98.6
57073.656	<i>r</i> <sub>P1</sub>	16.495	0.003	25241.0	76.6
57049.660	<i>i</i> <sub>P1</sub>	16.346	0.003	28960.0	80.5
57073.660	<i>i</i> <sub>P1</sub>	16.906	0.004	17287.0	66.5
57055.664	<i>z</i> <sub>P1</sub>	16.363	0.004	28502.0	118.0
57073.660	<i>z</i> <sub>P1</sub>	16.678	0.005	21316.0	93.0
57073.668	<i>z</i> <sub>P1</sub>	16.710	0.009	20703.0	177.3
57115.637	<i>z</i> <sub>P1</sub>	18.849	0.058	2887.4	154.8
ASASSN-15fa					
57102.633	<i>g</i> <sub>P1</sub>	16.524	0.004	24579.0	91.7
57108.578	<i>g</i> <sub>P1</sub>	16.707	0.005	20756.0	92.1
57114.629	<i>g</i> <sub>P1</sub>	17.074	0.006	14798.0	81.8
57121.617	<i>g</i> <sub>P1</sub>	17.625	0.009	8909.7	76.6
57125.609	<i>g</i> <sub>P1</sub>	17.967	0.013	6506.4	76.8
57145.613	<i>g</i> <sub>P1</sub>	19.131	0.076	2226.2	155.0
57102.633	<i>r</i> <sub>P1</sub>	16.500	0.004	25129.0	83.4
57108.578	<i>r</i> <sub>P1</sub>	16.617	0.004	22553.0	87.6
57114.633	<i>r</i> <sub>P1</sub>	16.998	0.005	15877.0	73.5
57121.621	<i>r</i> <sub>P1</sub>	17.210	0.006	13065.0	67.0
57125.609	<i>r</i> <sub>P1</sub>	17.266	0.008	12406.0	89.1
57145.613	<i>r</i> <sub>P1</sub>	18.217	0.025	5166.4	118.3
57102.637	<i>i</i> <sub>P1</sub>	17.037	0.005	15313.0	70.9
57108.578	<i>i</i> <sub>P1</sub>	17.231	0.006	12813.0	73.9
57114.633	<i>i</i> <sub>P1</sub>	17.674	0.009	8521.3	69.7
57121.621	<i>i</i> <sub>P1</sub>	17.719	0.008	8173.0	60.8
57125.609	<i>i</i> <sub>P1</sub>	17.559	0.009	9471.5	80.6
57132.621	<i>i</i> <sub>P1</sub>	17.688	0.016	8411.0	120.8
57145.613	<i>i</i> <sub>P1</sub>	18.289	0.027	4833.2	121.6
57102.637	<i>z</i> <sub>P1</sub>	16.995	0.007	15917.0	96.6
57108.578	<i>z</i> <sub>P1</sub>	17.165	0.008	13609.0	98.4
57114.633	<i>z</i> <sub>P1</sub>	17.456	0.010	10411.0	91.2
57121.621	<i>z</i> <sub>P1</sub>	17.403	0.009	10932.0	89.0
57125.609	<i>z</i> <sub>P1</sub>	17.377	0.011	11200.0	118.5
57132.621	<i>z</i> <sub>P1</sub>	>18.5		1293.6	1374.3
57145.613	<i>z</i> <sub>P1</sub>	18.283	0.033	4861.3	146.8
ASASSN-15fs					
57110.633	<i>g</i> <sub>P1</sub>	16.474	0.005	25732.0	127.3
57118.625	<i>g</i> <sub>P1</sub>	16.618	0.008	22534.0	166.9
57122.602	<i>g</i> <sub>P1</sub>	16.759	0.007	19786.0	131.9
57130.590	<i>g</i> <sub>P1</sub>	17.525	0.015	9771.8	135.3
57133.613	<i>g</i> <sub>P1</sub>	17.766	0.025	7829.8	180.7
57144.590	<i>g</i> <sub>P1</sub>	18.636	0.043	3513.1	138.0
57153.512	<i>g</i> <sub>P1</sub>	18.814	0.186	2980.7	509.3
57110.633	<i>r</i> <sub>P1</sub>	16.521	0.005	24628.0	113.6
57118.629	<i>r</i> <sub>P1</sub>	16.536	0.006	24290.0	130.8
57120.625	<i>r</i> <sub>P1</sub>	16.590	0.006	23126.0	118.7
57122.602	<i>r</i> <sub>P1</sub>	16.672	0.006	21448.0	120.3
57130.590	<i>r</i> <sub>P1</sub>	17.006	0.010	15768.0	148.6
57133.613	<i>r</i> <sub>P1</sub>	17.074	0.014	14800.0	189.6
57144.590	<i>r</i> <sub>P1</sub>	17.576	0.016	9325.9	136.3
57153.512	<i>r</i> <sub>P1</sub>	18.074	0.163	5892.0	882.4
57110.633	<i>i</i> <sub>P1</sub>	16.986	0.007	16059.0	106.7
57118.629	<i>i</i> <sub>P1</sub>	17.165	0.009	13609.0	111.6
57120.629	<i>i</i> <sub>P1</sub>	17.196	0.009	13229.0	109.9

Table 2 (cont'd)

MJD	Filter	Magnitude <sup>1</sup>	Uncertainty	Flux <sup>2</sup>	Uncertainty
57122.602	<i>i</i> <sub>P1</sub>	17.285	0.010	12188.0	114.5
57130.590	<i>i</i> <sub>P1</sub>	17.474	0.015	10242.0	140.2
57133.613	<i>i</i> <sub>P1</sub>	17.418	0.016	10781.0	163.8
57144.590	<i>i</i> <sub>P1</sub>	17.555	0.016	9508.3	140.6
57147.551	<i>i</i> <sub>P1</sub>	17.738	0.017	8033.3	123.0
57147.559	<i>i</i> <sub>P1</sub>	17.728	0.015	8103.9	109.0
57147.570	<i>i</i> <sub>P1</sub>	17.725	0.017	8128.2	130.7
57147.578	<i>i</i> <sub>P1</sub>	17.697	0.015	8337.6	117.3
57151.527	<i>i</i> <sub>P1</sub>	18.174	0.037	5377.7	182.6
57151.539	<i>i</i> <sub>P1</sub>	18.089	0.040	5812.8	213.8
57151.555	<i>i</i> <sub>P1</sub>	18.125	0.035	5623.6	182.8
57151.566	<i>i</i> <sub>P1</sub>	18.091	0.033	5802.0	173.7
57153.512	<i>i</i> <sub>P1</sub>	18.094	0.326	5787.7	1735.2
57153.586	<i>i</i> <sub>P1</sub>	18.129	0.015	5602.6	77.7
57153.590	<i>i</i> <sub>P1</sub>	18.242	0.018	5047.5	81.6
57153.598	<i>i</i> <sub>P1</sub>	18.196	0.018	5265.1	84.9
57153.602	<i>i</i> <sub>P1</sub>	18.157	0.016	5462.3	80.2
57110.633	<i>z</i> <sub>P1</sub>	16.986	0.010	16052.0	140.8
57118.629	<i>z</i> <sub>P1</sub>	17.092	0.011	14562.0	145.8
57120.629	<i>z</i> <sub>P1</sub>	17.129	0.011	14070.0	144.1
57122.602	<i>z</i> <sub>P1</sub>	17.207	0.011	13103.0	136.6
57130.590	<i>z</i> <sub>P1</sub>	17.287	0.017	12163.0	195.3
57133.613	<i>z</i> <sub>P1</sub>	17.280	0.025	12250.0	279.7
57144.594	<i>z</i> <sub>P1</sub>	17.469	0.021	10290.0	195.0
57148.578	<i>z</i> <sub>P1</sub>	17.695	0.018	8359.8	134.9
57148.613	<i>z</i> <sub>P1</sub>	17.609	0.018	9045.2	152.5
57148.621	<i>z</i> <sub>P1</sub>	17.652	0.021	8696.0	166.2
57153.512	<i>z</i> <sub>P1</sub>	18.167	0.078	5410.2	388.3
ASASSN-15ga					
57112.512	<i>g</i> <sub>P1</sub>	15.492	0.004	63579.0	241.2
57121.352	<i>g</i> <sub>P1</sub>	15.525	0.004	61684.0	228.0
57135.488	<i>g</i> <sub>P1</sub>	17.195	0.017	13247.0	202.5
57121.352	<i>r</i> <sub>P1</sub>	15.038	0.003	96586.0	272.7
57122.488	<i>r</i> <sub>P1</sub>	15.202	0.008	83030.0	576.8
57122.500	<i>r</i> <sub>P1</sub>	15.112	0.006	90183.0	531.1
57122.516	<i>r</i> <sub>P1</sub>	15.168	0.006	85655.0	453.7
57122.527	<i>r</i> <sub>P1</sub>	15.118	0.005	89712.0	428.8
57128.297	<i>r</i> <sub>P1</sub>	15.539	0.006	60868.0	310.3
57148.301	<i>r</i> <sub>P1</sub>	17.030	0.013	15410.0	189.1
57112.516	<i>i</i> <sub>P1</sub>	15.620	0.004	56470.0	219.0
57121.352	<i>i</i> <sub>P1</sub>	15.258	0.004	78840.0	267.0
57128.297	<i>i</i> <sub>P1</sub>	15.474	0.006	64597.0	344.2
57135.488	<i>i</i> <sub>P1</sub>	16.149	0.009	34721.0	293.3
57147.262	<i>i</i> <sub>P1</sub>	16.928	0.012	16940.0	181.1
57147.273	<i>i</i> <sub>P1</sub>	16.958	0.010	16477.0	159.1
57147.285	<i>i</i> <sub>P1</sub>	16.934	0.011	16846.0	167.3
57147.297	<i>i</i> <sub>P1</sub>	16.878	0.024	17727.0	393.7
57148.262	<i>i</i> <sub>P1</sub>	16.991	0.011	15987.0	155.3
57148.273	<i>i</i> <sub>P1</sub>	17.030	0.010	15410.0	147.4
57148.285	<i>i</i> <sub>P1</sub>	17.004	0.013	15786.0	187.2
57148.297	<i>i</i> <sub>P1</sub>	17.021	0.011	15552.0	150.5
57148.301	<i>i</i> <sub>P1</sub>	17.004	0.015	15791.0	215.2
57178.320	<i>i</i> <sub>P1</sub>	18.346	0.070	4589.4	296.2
57178.332	<i>i</i> <sub>P1</sub>	18.333	0.043	4643.4	184.2
57178.344	<i>i</i> <sub>P1</sub>	18.292	0.052	4822.9	230.0
57178.359	<i>i</i> <sub>P1</sub>	18.318	0.057	4706.1	246.4
57179.414	<i>i</i> <sub>P1</sub>	18.156	0.049	5463.1	246.2
57121.352	<i>z</i> <sub>P1</sub>	15.296	0.005	76141.0	324.2

Table 2 (cont'd)

MJD	Filter	Magnitude <sup>1</sup>	Uncertainty	Flux <sup>2</sup>	Uncertainty
57128.297	$z_{P1}$	15.385	0.007	70146.0	443.3
57135.488	$z_{P1}$	15.875	0.010	44664.0	393.6
57148.301	$z_{P1}$	16.764	0.016	19694.0	289.0
ASASSN-15go					
57124.258	$g_{P1}$	16.462	0.007	26007.0	159.6
57130.246	$g_{P1}$	16.571	0.010	23526.0	218.4
57136.250	$g_{P1}$	16.985	0.053	16068.0	789.7
57137.250	$g_{P1}$	16.923	0.014	17012.0	212.6
57124.258	$r_{P1}$	16.169	0.005	34072.0	165.7
57130.246	$r_{P1}$	16.265	0.007	31198.0	213.8
57136.250	$r_{P1}$	16.710	0.030	20700.0	565.1
57137.250	$r_{P1}$	16.713	0.010	20650.0	197.1
57316.582	$r_{P1}$	>21.1		101.9	117.2
57124.262	$i_{P1}$	16.704	0.008	20822.0	148.7
57130.246	$i_{P1}$	16.774	0.012	19513.0	207.2
57136.250	$i_{P1}$	17.518	0.052	9835.2	472.4
57137.250	$i_{P1}$	17.323	0.017	11768.0	180.0
57124.262	$z_{P1}$	16.538	0.009	24247.0	206.7
57130.246	$z_{P1}$	16.689	0.015	21109.0	291.1
57136.250	$z_{P1}$	16.793	0.063	19173.0	1110.0
57137.254	$z_{P1}$	16.985	0.016	16072.0	243.4
ASASSN-15hg					
57133.246	$g_{P1}$	16.961	0.015	16434.0	226.9
57134.246	$g_{P1}$	16.950	0.010	16593.0	152.3
57144.355	$g_{P1}$	17.672	0.032	8536.5	252.0
57150.293	$g_{P1}$	18.374	0.028	4471.3	113.5
57153.254	$g_{P1}$	18.611	0.027	3594.7	87.9
57164.262	$g_{P1}$	19.577	0.046	1476.3	62.1
57171.262	$g_{P1}$	19.602	0.111	1442.3	148.0
57133.246	$r_{P1}$	16.914	0.016	17155.0	256.4
57134.246	$r_{P1}$	16.910	0.009	17218.0	140.4
57144.355	$r_{P1}$	17.494	0.023	10051.0	215.1
57150.293	$r_{P1}$	17.688	0.015	8410.0	117.5
57153.254	$r_{P1}$	17.690	0.013	8392.2	102.9
57164.262	$r_{P1}$	18.522	0.024	3901.4	86.2
57171.262	$r_{P1}$	18.759	0.039	3137.0	113.7
57133.246	$i_{P1}$	17.506	0.026	9949.0	239.7
57144.355	$i_{P1}$	18.152	0.034	5485.1	170.9
57150.293	$i_{P1}$	17.999	0.022	6312.7	126.2
57153.254	$i_{P1}$	17.900	0.017	6920.4	108.1
57164.262	$i_{P1}$	18.571	0.025	3728.8	85.1
57171.262	$i_{P1}$	18.859	0.040	2860.6	106.3
57150.293	$z_{P1}$	17.929	0.028	6732.9	175.3
57153.254	$z_{P1}$	17.909	0.024	6862.7	151.6
57164.262	$z_{P1}$	18.725	0.037	3236.3	110.0
57171.262	$z_{P1}$	19.223	0.076	2046.0	142.3
57177.258	$z_{P1}$	19.490	0.082	1600.2	120.7
57184.262	$z_{P1}$	19.887	0.150	1110.1	153.2
57186.258	$z_{P1}$	>19.6		54.9	476.4
57189.258	$z_{P1}$	>19.5		541.5	539.2
ASASSN-15hy					
57144.586	$g_{P1}$	15.738	0.006	50682.0	283.4
57149.578	$g_{P1}$	15.579	0.006	58669.0	330.6
57155.598	$g_{P1}$	15.562	0.006	59592.0	315.3
57163.527	$g_{P1}$	15.869	0.007	44928.0	273.9
57168.598	$g_{P1}$	16.216	0.008	32616.0	227.4
57181.395	$g_{P1}$	16.865	0.012	17951.0	197.4
57144.590	$r_{P1}$	15.626	0.005	56185.0	262.2

Table 2 (cont'd)

MJD	Filter	Magnitude <sup>1</sup>	Uncertainty	Flux <sup>2</sup>	Uncertainty
57149.578	$r_{P1}$	15.329	0.005	73836.0	316.6
57155.598	$r_{P1}$	15.315	0.004	74805.0	301.2
57163.527	$r_{P1}$	15.407	0.005	68711.0	286.5
57168.602	$r_{P1}$	15.450	0.004	66067.0	271.4
57181.395	$r_{P1}$	15.846	0.006	45858.0	244.1
57144.590	$i_{P1}$	15.789	0.006	48352.0	255.8
57149.578	$i_{P1}$	15.571	0.005	59128.0	295.0
57155.598	$i_{P1}$	15.509	0.005	62572.0	288.9
57163.527	$i_{P1}$	15.493	0.005	63480.0	285.5
57168.602	$i_{P1}$	15.529	0.005	61409.0	267.6
57181.395	$i_{P1}$	15.662	0.005	54354.0	263.1
57200.469	$i_{P1}$	16.389	0.004	27813.0	108.7
57200.480	$i_{P1}$	16.394	0.005	27699.0	115.2
57200.492	$i_{P1}$	16.455	0.004	26179.0	103.8
57200.504	$i_{P1}$	16.455	0.004	26176.0	99.6
57201.449	$i_{P1}$	16.383	0.004	27973.0	112.2
57201.461	$i_{P1}$	16.378	0.004	28114.0	114.7
57201.477	$i_{P1}$	16.333	0.004	29284.0	111.3
57201.488	$i_{P1}$	16.335	0.004	29253.0	113.4
57144.590	$z_{P1}$	15.890	0.008	44074.0	310.4
57149.578	$z_{P1}$	15.603	0.007	57370.0	374.3
57155.602	$z_{P1}$	15.489	0.007	63716.0	386.9
57163.527	$z_{P1}$	15.434	0.006	67056.0	365.5
57168.602	$z_{P1}$	15.502	0.006	62970.0	339.7
57181.395	$z_{P1}$	15.579	0.006	58676.0	347.3
57187.590	$z_{P1}$	15.808	0.009	47510.0	396.7
57187.602	$z_{P1}$	15.828	0.008	46650.0	327.6
ASASSN-15il					
57155.430	$g_{P1}$	16.127	0.008	35401.0	269.2
57160.422	$g_{P1}$	15.904	0.008	43475.0	302.4
57166.406	$g_{P1}$	16.030	0.007	38713.0	248.8
57171.418	$g_{P1}$	16.246	0.010	31740.0	282.1
57177.379	$g_{P1}$	16.654	0.014	21788.0	278.5
57183.363	$g_{P1}$	17.223	0.019	12908.0	223.8
57192.328	$g_{P1}$	17.908	0.033	6869.4	208.5
57155.430	$r_{P1}$	16.189	0.007	33457.0	229.9
57160.422	$r_{P1}$	15.943	0.007	41941.0	270.9
57166.406	$r_{P1}$	16.106	0.007	36101.0	235.8
57171.418	$r_{P1}$	16.218	0.008	32582.0	235.3
57177.379	$r_{P1}$	16.547	0.011	24048.0	237.7
57183.363	$r_{P1}$	16.635	0.013	22187.0	255.5
57192.328	$r_{P1}$	16.895	0.013	17466.0	214.6
57196.387	$r_{P1}$	17.084	0.007	14666.0	100.2
57196.398	$r_{P1}$	17.057	0.007	15045.0	100.2
57155.430	$i_{P1}$	16.421	0.010	27016.0	248.7
57166.410	$i_{P1}$	16.635	0.010	22172.0	208.2
57171.418	$i_{P1}$	16.896	0.013	17435.0	201.6
57177.379	$i_{P1}$	17.177	0.016	13460.0	193.0
57183.363	$i_{P1}$	17.138	0.020	13963.0	254.4
57192.328	$i_{P1}$	17.018	0.016	15589.0	235.8
57197.379	$i_{P1}$	17.232	0.010	12801.0	121.5
57197.391	$i_{P1}$	17.180	0.013	13433.0	158.1
57197.406	$i_{P1}$	17.213	0.010	13024.0	124.5
57197.418	$i_{P1}$	17.236	0.010	12753.0	114.9
57128.625	$z_{P1}$	>20.0		770.6	348.7
57128.633	$z_{P1}$	>20.4		-201.9	232.4
57155.434	$z_{P1}$	16.581	0.013	23306.0	288.8
57160.422	$z_{P1}$	16.431	0.013	26758.0	318.7

Table 2 (cont'd)

MJD	Filter	Magnitude <sup>1</sup>	Uncertainty	Flux <sup>2</sup>	Uncertainty
57166.410	$z_{P1}$	16.551	0.014	23971.0	306.6
57171.418	$z_{P1}$	16.876	0.016	17773.0	258.9
57177.379	$z_{P1}$	16.889	0.017	17551.0	278.0
57192.328	$z_{P1}$	16.951	0.019	16582.0	297.7
ASASSN-15jl					
57163.426	$g_{P1}$	16.615	0.010	22586.0	207.4
57166.410	$g_{P1}$	16.676	0.010	21356.0	191.7
57171.363	$g_{P1}$	16.771	0.012	19571.0	214.5
57177.262	$g_{P1}$	17.056	0.015	15051.0	205.0
57184.457	$g_{P1}$	17.743	0.021	7995.6	151.0
57191.449	$g_{P1}$	18.392	0.027	4396.2	111.3
57199.273	$g_{P1}$	19.063	0.053	2369.9	115.5
57163.426	$r_{P1}$	16.844	0.010	18290.0	165.2
57166.410	$r_{P1}$	16.781	0.009	19384.0	162.3
57171.363	$r_{P1}$	16.847	0.011	18243.0	178.1
57177.262	$r_{P1}$	17.152	0.015	13778.0	186.2
57184.457	$r_{P1}$	17.443	0.014	10536.0	139.4
57191.449	$r_{P1}$	17.599	0.015	9128.3	122.7
57199.273	$r_{P1}$	18.027	0.021	6154.6	118.9
57163.426	$i_{P1}$	17.260	0.013	12473.0	147.4
57166.410	$i_{P1}$	17.421	0.014	10750.0	139.4
57171.363	$i_{P1}$	17.526	0.016	9761.6	141.8
57172.375	$i_{P1}$	17.500	0.008	9998.1	74.3
57172.387	$i_{P1}$	17.510	0.008	9909.3	74.5
57172.402	$i_{P1}$	17.522	0.008	9797.0	75.9
57172.414	$i_{P1}$	17.483	0.008	10158.0	72.2
57173.359	$i_{P1}$	17.577	0.010	9318.6	88.2
57173.375	$i_{P1}$	17.581	0.010	9279.8	83.3
57173.387	$i_{P1}$	17.561	0.010	9451.6	89.4
57173.402	$i_{P1}$	17.578	0.012	9305.0	99.5
57177.262	$i_{P1}$	18.026	0.027	6159.6	153.0
57184.457	$i_{P1}$	18.190	0.026	5296.3	128.5
57191.449	$i_{P1}$	18.019	0.019	6201.4	111.3
57199.273	$i_{P1}$	17.967	0.020	6506.3	118.2
57163.426	$z_{P1}$	17.358	0.018	11395.0	191.6
57166.410	$z_{P1}$	17.397	0.019	11000.0	188.1
57171.363	$z_{P1}$	17.614	0.022	9007.2	181.0
57177.266	$z_{P1}$	17.863	0.027	7160.8	180.5
57184.457	$z_{P1}$	17.972	0.031	6474.1	186.6
57191.449	$z_{P1}$	17.973	0.026	6466.7	155.9
57199.273	$z_{P1}$	17.977	0.028	6442.9	168.8
ASASSN-15jt					
57165.258	$g_{P1}$	17.042	0.014	15250.0	201.8
57167.266	$g_{P1}$	16.960	0.012	16442.0	185.9
57176.379	$g_{P1}$	17.202	0.020	13163.0	243.0
57176.383	$g_{P1}$	17.158	0.018	13702.0	231.6
57180.328	$g_{P1}$	17.584	0.020	9253.1	168.6
57189.289	$g_{P1}$	18.668	0.046	3409.6	142.9
57195.270	$g_{P1}$	19.018	0.051	2470.0	116.0
57200.270	$g_{P1}$	19.880	0.121	1117.0	124.6
57202.277	$g_{P1}$	19.434	0.129	1683.7	199.8
57165.258	$r_{P1}$	16.968	0.012	16324.0	185.3
57167.266	$r_{P1}$	16.784	0.011	19333.0	201.5
57176.383	$r_{P1}$	16.867	0.012	17913.0	205.0
57176.383	$r_{P1}$	16.758	0.012	19805.0	218.5
57180.328	$r_{P1}$	17.034	0.012	15366.0	175.6
57189.289	$r_{P1}$	17.409	0.017	10877.0	166.1
57195.270	$r_{P1}$	18.026	0.025	6159.8	140.4

Table 2 (cont'd)

MJD	Filter	Magnitude <sup>1</sup>	Uncertainty	Flux <sup>2</sup>	Uncertainty
57200.273	<i>r</i> <sub>P1</sub>	18.426	0.035	4261.8	137.7
57202.277	<i>r</i> <sub>P1</sub>	18.583	0.047	3687.1	159.7
57165.258	<i>i</i> <sub>P1</sub>	17.207	0.016	13093.0	190.4
57167.266	<i>i</i> <sub>P1</sub>	17.014	0.012	15648.0	178.1
57176.383	<i>i</i> <sub>P1</sub>	17.349	0.018	11496.0	185.9
57176.383	<i>i</i> <sub>P1</sub>	17.347	0.018	11509.0	194.3
57180.328	<i>i</i> <sub>P1</sub>	17.557	0.019	9488.9	168.4
57189.289	<i>i</i> <sub>P1</sub>	17.483	0.018	10162.0	168.6
57195.270	<i>i</i> <sub>P1</sub>	18.074	0.027	5896.5	147.9
57200.273	<i>i</i> <sub>P1</sub>	18.552	0.040	3796.1	139.5
57202.277	<i>i</i> <sub>P1</sub>	18.668	0.050	3411.2	155.9
57203.277	<i>i</i> <sub>P1</sub>	18.754	0.029	3149.4	85.2
57203.277	<i>i</i> <sub>P1</sub>	18.483	0.026	4044.7	95.6
57203.289	<i>i</i> <sub>P1</sub>	18.587	0.030	3675.5	100.6
57203.289	<i>i</i> <sub>P1</sub>	18.685	0.029	3357.4	89.7
57203.301	<i>i</i> <sub>P1</sub>	18.807	0.033	3000.8	91.1
57203.301	<i>i</i> <sub>P1</sub>	18.537	0.029	3848.9	101.8
57203.316	<i>i</i> <sub>P1</sub>	18.611	0.032	3593.4	104.9
57203.316	<i>i</i> <sub>P1</sub>	18.635	0.030	3514.9	97.3
57167.266	<i>z</i> <sub>P1</sub>	17.413	0.025	10837.0	247.2
57176.383	<i>z</i> <sub>P1</sub>	17.432	0.024	10646.0	237.8
57180.328	<i>z</i> <sub>P1</sub>	17.400	0.023	10965.0	227.3
57189.289	<i>z</i> <sub>P1</sub>	17.597	0.027	9146.4	227.8
57195.270	<i>z</i> <sub>P1</sub>	18.177	0.038	5360.9	187.2
57200.273	<i>z</i> <sub>P1</sub>	18.849	0.069	2887.0	184.7
57202.277	<i>z</i> <sub>P1</sub>	18.782	0.072	3069.1	204.1
ASASSN-15kx					
57186.570	<i>g</i> <sub>P1</sub>	16.360	0.011	28580.0	292.7
57188.570	<i>g</i> <sub>P1</sub>	16.145	0.009	34843.0	276.3
57193.594	<i>g</i> <sub>P1</sub>	16.130	0.007	35326.0	239.3
57198.598	<i>g</i> <sub>P1</sub>	16.273	0.008	30951.0	227.4
57203.586	<i>g</i> <sub>P1</sub>	16.774	0.011	19508.0	203.4
57212.496	<i>g</i> <sub>P1</sub>	17.693	0.022	8372.0	166.0
57227.574	<i>g</i> <sub>P1</sub>	18.746	0.048	3174.5	139.7
57186.574	<i>r</i> <sub>P1</sub>	16.300	0.009	30205.0	260.5
57188.570	<i>r</i> <sub>P1</sub>	16.150	0.008	34682.0	247.7
57193.594	<i>r</i> <sub>P1</sub>	16.076	0.006	37112.0	213.2
57198.598	<i>r</i> <sub>P1</sub>	16.271	0.008	31003.0	217.2
57203.586	<i>r</i> <sub>P1</sub>	16.762	0.010	19732.0	182.8
57212.496	<i>r</i> <sub>P1</sub>	16.877	0.011	17748.0	185.7
57227.574	<i>r</i> <sub>P1</sub>	17.929	0.024	6733.8	147.2
57186.574	<i>i</i> <sub>P1</sub>	16.460	0.013	26058.0	300.8
57188.570	<i>i</i> <sub>P1</sub>	16.379	0.010	28089.0	249.0
57193.594	<i>i</i> <sub>P1</sub>	16.619	0.009	22506.0	179.3
57198.598	<i>i</i> <sub>P1</sub>	16.942	0.012	16717.0	184.8
57203.586	<i>i</i> <sub>P1</sub>	17.296	0.015	12067.0	164.9
57212.496	<i>i</i> <sub>P1</sub>	17.003	0.013	15807.0	191.5
57227.574	<i>i</i> <sub>P1</sub>	17.945	0.025	6637.4	155.6
57186.574	<i>z</i> <sub>P1</sub>	16.640	0.018	22089.0	367.2
57188.570	<i>z</i> <sub>P1</sub>	16.486	0.013	25436.0	301.3
57193.594	<i>z</i> <sub>P1</sub>	16.567	0.011	23619.0	232.7
57198.598	<i>z</i> <sub>P1</sub>	16.833	0.014	18492.0	237.0
57203.586	<i>z</i> <sub>P1</sub>	16.931	0.014	16888.0	224.7
57212.496	<i>z</i> <sub>P1</sub>	16.799	0.014	19077.0	251.5
57227.574	<i>z</i> <sub>P1</sub>	18.050	0.040	6024.7	221.6
ASASSN-15la					
57187.293	<i>g</i> <sub>P1</sub>	16.307	0.012	29992.0	333.5
57192.277	<i>g</i> <sub>P1</sub>	16.374	0.010	28213.0	255.7

Table 2 (cont'd)

MJD	Filter	Magnitude <sup>1</sup>	Uncertainty	Flux <sup>2</sup>	Uncertainty
57197.266	<i>g</i> <sub>P1</sub>	16.538	0.012	24266.0	278.8
57202.273	<i>g</i> <sub>P1</sub>	16.946	0.015	16655.0	231.2
57207.277	<i>g</i> <sub>P1</sub>	17.532	0.022	9712.8	193.7
57215.273	<i>g</i> <sub>P1</sub>	18.326	0.037	4674.9	158.5
57187.293	<i>r</i> <sub>P1</sub>	16.426	0.012	26880.0	288.9
57192.277	<i>r</i> <sub>P1</sub>	16.316	0.009	29763.0	249.8
57197.266	<i>r</i> <sub>P1</sub>	16.463	0.011	26000.0	259.7
57202.273	<i>r</i> <sub>P1</sub>	16.795	0.012	19139.0	214.7
57207.277	<i>r</i> <sub>P1</sub>	16.948	0.014	16631.0	218.1
57207.332	<i>r</i> <sub>P1</sub>	16.885	0.008	17625.0	137.0
57207.344	<i>r</i> <sub>P1</sub>	16.825	0.009	18614.0	156.1
57207.355	<i>r</i> <sub>P1</sub>	16.851	0.009	18173.0	149.5
57215.273	<i>r</i> <sub>P1</sub>	17.089	0.015	14597.0	200.2
57187.293	<i>i</i> <sub>P1</sub>	16.869	0.018	17878.0	295.9
57192.277	<i>i</i> <sub>P1</sub>	16.905	0.014	17293.0	215.6
57197.266	<i>i</i> <sub>P1</sub>	17.032	0.017	15388.0	244.4
57202.277	<i>i</i> <sub>P1</sub>	17.374	0.020	11227.0	210.2
57207.277	<i>i</i> <sub>P1</sub>	17.454	0.022	10432.0	213.8
57215.273	<i>i</i> <sub>P1</sub>	17.240	0.018	12708.0	210.0
57187.293	<i>z</i> <sub>P1</sub>	17.045	0.031	15207.0	431.3
57192.277	<i>z</i> <sub>P1</sub>	17.101	0.019	14437.0	257.4
57197.266	<i>z</i> <sub>P1</sub>	17.147	0.025	13838.0	314.4
57202.277	<i>z</i> <sub>P1</sub>	17.493	0.030	10061.0	274.8
57207.277	<i>z</i> <sub>P1</sub>	17.465	0.029	10332.0	272.1
57215.273	<i>z</i> <sub>P1</sub>	17.414	0.028	10822.0	279.1
ASASSN-15lg					
57202.273	<i>g</i> <sub>P1</sub>	15.879	0.006	44514.0	261.1
57206.273	<i>g</i> <sub>P1</sub>	16.272	0.009	30993.0	260.8
57212.270	<i>g</i> <sub>P1</sub>	16.782	0.011	19376.0	198.2
57221.270	<i>g</i> <sub>P1</sub>	17.733	0.028	8069.5	205.9
57230.266	<i>g</i> <sub>P1</sub>	18.190	0.044	5297.9	212.5
57192.273	<i>r</i> <sub>P1</sub>	16.010	0.007	39428.0	236.5
57202.273	<i>r</i> <sub>P1</sub>	15.900	0.006	43661.0	232.7
57206.273	<i>r</i> <sub>P1</sub>	16.261	0.008	31317.0	225.0
57212.270	<i>r</i> <sub>P1</sub>	16.549	0.008	24001.0	173.2
57221.270	<i>r</i> <sub>P1</sub>	16.795	0.013	19138.0	237.9
57230.266	<i>r</i> <sub>P1</sub>	17.462	0.022	10352.0	210.4
57192.273	<i>i</i> <sub>P1</sub>	16.301	0.008	30173.0	222.3
57202.273	<i>i</i> <sub>P1</sub>	16.549	0.008	24003.0	186.8
57206.273	<i>i</i> <sub>P1</sub>	17.132	0.013	14032.0	167.4
57212.270	<i>i</i> <sub>P1</sub>	17.154	0.014	13749.0	175.0
57221.270	<i>i</i> <sub>P1</sub>	16.943	0.017	16697.0	257.0
57230.266	<i>i</i> <sub>P1</sub>	17.637	0.024	8814.7	191.3
57192.273	<i>z</i> <sub>P1</sub>	16.428	0.011	26853.0	264.9
57202.273	<i>z</i> <sub>P1</sub>	16.615	0.012	22600.0	246.6
57206.273	<i>z</i> <sub>P1</sub>	16.957	0.014	16494.0	215.1
57212.270	<i>z</i> <sub>P1</sub>	16.882	0.015	17663.0	251.2
57221.270	<i>z</i> <sub>P1</sub>	16.939	0.023	16764.0	359.8
57230.266	<i>z</i> <sub>P1</sub>	17.612	0.034	9018.7	283.3
ASASSN-15lu					
57199.270	<i>g</i> <sub>P1</sub>	16.968	0.015	16324.0	228.5
57204.273	<i>g</i> <sub>P1</sub>	17.112	0.018	14297.0	231.5
57209.270	<i>g</i> <sub>P1</sub>	17.416	0.019	10806.0	187.0
57215.270	<i>g</i> <sub>P1</sub>	18.051	0.030	6017.6	165.8
57221.277	<i>g</i> <sub>P1</sub>	18.303	0.046	4771.5	201.6
57228.262	<i>g</i> <sub>P1</sub>	18.908	0.076	2734.1	191.1
57234.262	<i>g</i> <sub>P1</sub>	19.253	0.189	1990.5	345.6
57178.297	<i>r</i> <sub>P1</sub>	>21.6		-48.0	78.8

Table 2 (cont'd)

MJD	Filter	Magnitude <sup>1</sup>	Uncertainty	Flux <sup>2</sup>	Uncertainty
57199.270	$r_{P1}$	17.090	0.016	14593.0	213.9
57204.273	$r_{P1}$	17.082	0.016	14698.0	213.7
57209.270	$r_{P1}$	17.417	0.019	10797.0	190.7
57215.273	$r_{P1}$	17.734	0.023	8062.5	173.7
57221.277	$r_{P1}$	17.790	0.032	7652.9	224.3
57228.266	$r_{P1}$	18.272	0.043	4909.8	192.8
57234.266	$r_{P1}$	18.542	0.089	3830.2	312.9
57179.320	$i_{P1}$	20.582	0.159	585.0	85.8
57179.320	$i_{P1}$	20.582	0.159	585.0	85.8
57179.324	$i_{P1}$	>21.5		14.2	86.6
57179.352	$i_{P1}$	>21.3		-49.2	101.9
57179.363	$i_{P1}$	20.942	0.282	419.8	109.2
57199.273	$i_{P1}$	17.641	0.025	8785.4	202.7
57204.273	$i_{P1}$	17.575	0.023	9328.7	196.8
57209.270	$i_{P1}$	18.299	0.058	4792.4	254.1
57215.273	$i_{P1}$	18.318	0.039	4707.6	169.9
57221.277	$i_{P1}$	18.301	0.057	4783.4	250.0
57228.266	$i_{P1}$	18.245	0.043	5035.9	201.7
57234.266	$i_{P1}$	18.689	0.104	3344.2	319.3
57199.273	$z_{P1}$	17.658	0.035	8648.6	279.2
57204.273	$z_{P1}$	17.934	0.038	6702.7	231.6
57209.270	$z_{P1}$	18.372	0.063	4477.9	260.3
57215.273	$z_{P1}$	18.704	0.070	3298.3	212.4
57221.277	$z_{P1}$	18.075	0.057	5891.1	311.3
57228.266	$z_{P1}$	18.470	0.075	4092.1	282.0
57234.266	$z_{P1}$	19.060	0.209	2376.4	457.2
57237.258	$z_{P1}$	19.091	0.072	2309.5	153.6
ASASSN-15lu					
57199.270	$g_{P1}$	16.968	0.015	16324.0	228.5
57204.273	$g_{P1}$	17.112	0.018	14297.0	231.5
57209.270	$g_{P1}$	17.416	0.019	10806.0	187.0
57215.270	$g_{P1}$	18.051	0.030	6017.6	165.8
57221.277	$g_{P1}$	18.303	0.046	4771.5	201.6
57228.262	$g_{P1}$	18.908	0.076	2734.1	191.1
57234.262	$g_{P1}$	19.253	0.189	1990.5	345.6
57178.297	$r_{P1}$	>21.6		-48.0	78.8
57199.270	$r_{P1}$	17.090	0.016	14593.0	213.9
57204.273	$r_{P1}$	17.082	0.016	14698.0	213.7
57209.270	$r_{P1}$	17.417	0.019	10797.0	190.7
57215.273	$r_{P1}$	17.734	0.023	8062.5	173.7
57221.277	$r_{P1}$	17.790	0.032	7652.9	224.3
57228.266	$r_{P1}$	18.272	0.043	4909.8	192.8
57234.266	$r_{P1}$	18.542	0.089	3830.2	312.9
57179.320	$i_{P1}$	20.582	0.159	585.0	85.8
57179.320	$i_{P1}$	20.582	0.159	585.0	85.8
57179.324	$i_{P1}$	>21.5		14.2	86.6
57179.352	$i_{P1}$	>21.3		-49.2	101.9
57179.363	$i_{P1}$	20.942	0.282	419.8	109.2
57199.273	$i_{P1}$	17.641	0.025	8785.4	202.7
57204.273	$i_{P1}$	17.575	0.023	9328.7	196.8
57209.270	$i_{P1}$	18.299	0.058	4792.4	254.1
57215.273	$i_{P1}$	18.318	0.039	4707.6	169.9
57221.277	$i_{P1}$	18.301	0.057	4783.4	250.0
57228.266	$i_{P1}$	18.245	0.043	5035.9	201.7
57234.266	$i_{P1}$	18.689	0.104	3344.2	319.3
57199.273	$z_{P1}$	17.658	0.035	8648.6	279.2
57204.273	$z_{P1}$	17.934	0.038	6702.7	231.6
57209.270	$z_{P1}$	18.372	0.063	4477.9	260.3



Table 2 (cont'd)

MJD	Filter	Magnitude <sup>1</sup>	Uncertainty	Flux <sup>2</sup>	Uncertainty
57215.273	z <sub>P1</sub>	18.704	0.070	3298.3	212.4
57221.277	z <sub>P1</sub>	18.075	0.057	5891.1	311.3
57228.266	z <sub>P1</sub>	18.470	0.075	4092.1	282.0
57234.266	z <sub>P1</sub>	19.060	0.209	2376.4	457.2
57237.258	z <sub>P1</sub>	19.091	0.072	2309.5	153.6
ASASSN-15mf					
57212.273	g <sub>P1</sub>	16.268	0.008	31111.0	228.7
57217.289	g <sub>P1</sub>	16.398	0.009	27591.0	225.8
57222.266	g <sub>P1</sub>	16.735	0.010	20233.0	188.3
57233.266	g <sub>P1</sub>	17.740	0.031	8013.5	226.0
57243.262	g <sub>P1</sub>	18.868	0.086	2836.8	225.8
57262.246	g <sub>P1</sub>	19.076	0.147	2341.8	316.2
57462.555	g <sub>P1</sub>	>21.2		179.4	105.8
57212.273	r <sub>P1</sub>	16.288	0.007	30523.0	209.7
57217.289	r <sub>P1</sub>	16.371	0.008	28277.0	199.1
57222.266	r <sub>P1</sub>	16.721	0.009	20487.0	169.6
57233.266	r <sub>P1</sub>	17.063	0.015	14957.0	210.7
57243.262	r <sub>P1</sub>	17.697	0.031	8339.7	236.0
57262.246	r <sub>P1</sub>	18.585	0.071	3680.7	239.5
57462.555	r <sub>P1</sub>	>21.4		41.8	93.8
57195.332	i <sub>P1</sub>	21.761	0.208	197.4	37.8
57195.348	i <sub>P1</sub>	>21.8		176.6	63.9
57195.359	i <sub>P1</sub>	>21.5		173.0	87.0
57212.273	i <sub>P1</sub>	16.990	0.011	16002.0	168.0
57217.289	i <sub>P1</sub>	17.036	0.012	15332.0	163.4
57222.270	i <sub>P1</sub>	17.535	0.015	9680.7	136.0
57233.266	i <sub>P1</sub>	17.427	0.018	10698.0	176.3
57243.262	i <sub>P1</sub>	17.798	0.037	7597.2	258.9
57262.246	i <sub>P1</sub>	18.867	0.075	2838.4	196.6
57462.555	i <sub>P1</sub>	>21.2		310.1	111.1
57233.266	z <sub>P1</sub>	17.303	0.019	11984.0	210.0
57243.262	z <sub>P1</sub>	17.699	0.043	8322.2	333.2
57262.246	z <sub>P1</sub>	19.135	0.152	2217.7	310.3
57268.238	z <sub>P1</sub>	19.270	0.098	1958.7	177.6
57462.555	z <sub>P1</sub>	>20.7		-68.0	167.1
ASASSN-15mg					
57215.273	g <sub>P1</sub>	17.543	0.017	9615.4	152.5
57221.273	g <sub>P1</sub>	17.542	0.022	9623.9	193.0
57227.277	g <sub>P1</sub>	17.900	0.026	6916.4	163.2
57233.270	g <sub>P1</sub>	18.577	0.049	3707.1	168.4
57242.277	g <sub>P1</sub>	19.496	0.065	1590.2	94.7
57250.328	g <sub>P1</sub>	>17.1		3476.9	4930.7
57251.254	g <sub>P1</sub>	20.146	0.119	874.5	95.8
57208.352	r <sub>P1</sub>	18.630	0.028	3533.3	92.7
57208.363	r <sub>P1</sub>	18.627	0.037	3540.3	121.8
57208.387	r <sub>P1</sub>	18.567	0.033	3743.0	115.0
57215.277	r <sub>P1</sub>	17.609	0.016	9042.7	130.1
57221.273	r <sub>P1</sub>	17.542	0.020	9618.7	177.3
57227.277	r <sub>P1</sub>	17.891	0.020	6975.1	129.4
57233.270	r <sub>P1</sub>	18.286	0.032	4848.9	143.2
57250.328	r <sub>P1</sub>	>17.6		6086.5	3074.0
57251.254	r <sub>P1</sub>	19.237	0.055	2019.9	102.5
57215.277	i <sub>P1</sub>	17.924	0.019	6766.9	118.5
57221.273	i <sub>P1</sub>	18.064	0.030	5949.9	166.4
57227.277	i <sub>P1</sub>	18.559	0.032	3770.7	111.1
57233.273	i <sub>P1</sub>	18.917	0.043	2710.5	107.5
57242.277	i <sub>P1</sub>	18.568	0.034	3739.6	118.0
57251.254	i <sub>P1</sub>	19.168	0.053	2151.9	104.6

Table 2 (cont'd)

MJD	Filter	Magnitude <sup>1</sup>	Uncertainty	Flux <sup>2</sup>	Uncertainty
57215.277	$z_{P1}$	17.987	0.030	6385.1	176.7
57221.273	$z_{P1}$	18.183	0.046	5331.6	226.9
57227.277	$z_{P1}$	18.559	0.044	3768.8	153.6
57233.273	$z_{P1}$	18.738	0.052	3196.5	153.0
57242.277	$z_{P1}$	18.739	0.054	3194.7	160.0
57251.254	$z_{P1}$	19.089	0.069	2313.7	148.1
ASASSN-15mi					
57216.270	$g_{P1}$	16.547	0.009	24045.0	209.4
57221.273	$g_{P1}$	16.518	0.010	24715.0	238.1
57227.273	$g_{P1}$	16.584	0.010	23249.0	207.9
57233.270	$g_{P1}$	17.024	0.016	15504.0	225.9
57240.281	$g_{P1}$	17.704	0.022	8287.5	171.2
57251.254	$g_{P1}$	18.388	0.037	4414.4	151.3
57216.270	$r_{P1}$	16.763	0.009	19714.0	169.4
57221.273	$r_{P1}$	16.557	0.010	23844.0	215.7
57227.273	$r_{P1}$	16.599	0.009	22937.0	187.7
57233.270	$r_{P1}$	16.909	0.011	17235.0	177.7
57240.281	$r_{P1}$	17.110	0.013	14322.0	168.5
57251.254	$r_{P1}$	17.533	0.017	9698.4	150.9
57202.332	$i_{P1}$	>22.0		10.4	51.8
57202.344	$i_{P1}$	>22.0		48.4	54.6
57202.367	$i_{P1}$	>21.9		71.5	57.0
57203.328	$i_{P1}$	20.832	0.142	464.8	61.0
57203.340	$i_{P1}$	21.039	0.171	384.1	60.4
57203.352	$i_{P1}$	21.013	0.183	393.2	66.3
57203.363	$i_{P1}$	21.157	0.189	344.6	59.9
57216.270	$i_{P1}$	17.073	0.012	14813.0	159.2
57221.277	$i_{P1}$	17.200	0.015	13179.0	185.7
57227.273	$i_{P1}$	17.217	0.013	12972.0	158.8
57233.270	$i_{P1}$	17.642	0.016	8777.0	132.2
57240.281	$i_{P1}$	17.555	0.018	9507.4	155.8
57251.254	$i_{P1}$	17.719	0.019	8173.1	145.6
57221.277	$z_{P1}$	17.120	0.019	14193.0	242.3
57227.273	$z_{P1}$	17.315	0.017	11854.0	182.3
57233.270	$z_{P1}$	17.523	0.021	9793.4	185.2
57237.254	$z_{P1}$	17.494	0.014	10051.0	131.1
57240.281	$z_{P1}$	17.382	0.024	11153.0	250.0
57251.254	$z_{P1}$	17.695	0.026	8353.1	203.8
ASASSN-15np					
57242.273	$g_{P1}$	17.271	0.015	12347.0	172.6
57245.266	$g_{P1}$	17.373	0.014	11237.0	146.4
57262.250	$g_{P1}$	18.857	0.095	2864.9	250.2
57268.242	$g_{P1}$	19.403	0.088	1732.5	140.1
57275.238	$g_{P1}$	20.192	0.172	837.9	132.7
57242.273	$r_{P1}$	17.279	0.014	12253.0	153.9
57245.266	$r_{P1}$	17.258	0.013	12497.0	150.9
57262.250	$r_{P1}$	18.038	0.034	6092.9	188.2
57268.242	$r_{P1}$	18.398	0.037	4372.0	149.8
57275.238	$r_{P1}$	18.721	0.050	3248.8	148.9
57242.277	$i_{P1}$	17.785	0.019	7691.7	131.1
57245.266	$i_{P1}$	17.869	0.021	7120.1	135.3
57262.250	$i_{P1}$	18.357	0.041	4540.5	170.4
57268.242	$i_{P1}$	18.324	0.040	4681.2	173.0
57275.238	$i_{P1}$	18.752	0.082	3155.8	239.2
57245.266	$z_{P1}$	17.866	0.024	7138.3	155.3
57262.250	$z_{P1}$	18.456	0.059	4144.2	226.1
57268.242	$z_{P1}$	18.426	0.064	4260.5	250.1
57275.238	$z_{P1}$	19.074	0.108	2346.6	232.6

Table 2 (cont'd)

MJD	Filter	Magnitude <sup>1</sup>	Uncertainty	Flux <sup>2</sup>	Uncertainty
ASASSN-15nq					
57242.281	<i>g</i> <sub>P1</sub>	16.669	0.010	21507.0	207.3
57245.316	<i>g</i> <sub>P1</sub>	16.429	0.008	26820.0	196.5
57255.293	<i>g</i> <sub>P1</sub>	16.723	0.011	20457.0	210.9
57262.363	<i>g</i> <sub>P1</sub>	17.221	0.028	12928.0	337.2
57270.309	<i>g</i> <sub>P1</sub>	17.993	0.022	6349.2	128.8
57277.234	<i>g</i> <sub>P1</sub>	18.674	0.034	3391.0	106.4
57242.281	<i>r</i> <sub>P1</sub>	16.774	0.009	19508.0	162.7
57245.316	<i>r</i> <sub>P1</sub>	16.567	0.008	23623.0	167.6
57255.293	<i>r</i> <sub>P1</sub>	16.782	0.010	19371.0	169.8
57262.363	<i>r</i> <sub>P1</sub>	17.168	0.020	13576.0	246.9
57270.309	<i>r</i> <sub>P1</sub>	17.332	0.013	11671.0	138.1
57277.234	<i>r</i> <sub>P1</sub>	17.654	0.015	8680.9	118.6
57242.281	<i>i</i> <sub>P1</sub>	17.061	0.012	14982.0	162.7
57245.320	<i>i</i> <sub>P1</sub>	17.028	0.010	15452.0	147.2
57255.293	<i>i</i> <sub>P1</sub>	17.437	0.015	10600.0	145.8
57262.363	<i>i</i> <sub>P1</sub>	17.970	0.036	6489.0	212.2
57270.309	<i>i</i> <sub>P1</sub>	17.789	0.018	7662.3	123.7
57277.238	<i>i</i> <sub>P1</sub>	17.783	0.017	7704.4	120.9
57242.281	<i>z</i> <sub>P1</sub>	17.203	0.016	13142.0	198.3
57245.320	<i>z</i> <sub>P1</sub>	17.122	0.014	14160.0	180.1
57255.297	<i>z</i> <sub>P1</sub>	17.527	0.021	9754.4	184.3
57262.367	<i>z</i> <sub>P1</sub>	17.673	0.034	8525.3	265.3
57270.312	<i>z</i> <sub>P1</sub>	17.707	0.024	8260.6	182.4
57277.238	<i>z</i> <sub>P1</sub>	17.762	0.022	7855.2	159.5
ASASSN-15nr					
57242.332	<i>g</i> <sub>P1</sub>	16.424	0.008	26943.0	210.2
57245.320	<i>g</i> <sub>P1</sub>	16.238	0.007	31983.0	202.1
57255.297	<i>g</i> <sub>P1</sub>	16.261	0.008	31291.0	241.1
57262.363	<i>g</i> <sub>P1</sub>	16.529	0.016	24447.0	361.6
57268.246	<i>g</i> <sub>P1</sub>	17.014	0.013	15652.0	194.6
57277.238	<i>g</i> <sub>P1</sub>	17.797	0.015	7603.8	106.8
57242.332	<i>r</i> <sub>P1</sub>	16.440	0.008	26556.0	202.7
57245.320	<i>r</i> <sub>P1</sub>	16.222	0.007	32435.0	194.7
57255.297	<i>r</i> <sub>P1</sub>	16.101	0.007	36286.0	222.1
57262.363	<i>r</i> <sub>P1</sub>	16.485	0.011	25468.0	268.8
57268.246	<i>r</i> <sub>P1</sub>	16.733	0.010	20265.0	190.5
57277.238	<i>r</i> <sub>P1</sub>	16.882	0.009	17671.0	140.1
57242.332	<i>i</i> <sub>P1</sub>	16.677	0.010	21350.0	201.2
57245.320	<i>i</i> <sub>P1</sub>	16.573	0.009	23482.0	199.9
57255.301	<i>i</i> <sub>P1</sub>	16.782	0.011	19382.0	204.0
57262.363	<i>i</i> <sub>P1</sub>	17.161	0.019	13668.0	237.5
57268.246	<i>i</i> <sub>P1</sub>	17.247	0.014	12624.0	162.8
57277.238	<i>i</i> <sub>P1</sub>	17.157	0.012	13719.0	151.4
57242.332	<i>z</i> <sub>P1</sub>	16.782	0.013	19366.0	227.6
57245.320	<i>z</i> <sub>P1</sub>	16.628	0.010	22317.0	207.2
57255.301	<i>z</i> <sub>P1</sub>	16.659	0.013	21695.0	268.3
57262.363	<i>z</i> <sub>P1</sub>	16.970	0.021	16287.0	317.9
57268.246	<i>z</i> <sub>P1</sub>	16.967	0.016	16343.0	234.6
57277.242	<i>z</i> <sub>P1</sub>	16.997	0.015	15890.0	221.1
57298.215	<i>z</i> <sub>P1</sub>	17.931	0.021	6724.7	127.2
57310.207	<i>z</i> <sub>P1</sub>	18.512	0.039	3937.8	142.4
ASASSN-15od					
57255.605	<i>g</i> <sub>P1</sub>	15.363	0.005	71574.0	358.0
57262.527	<i>g</i> <sub>P1</sub>	15.547	0.006	60429.0	361.2
57273.602	<i>g</i> <sub>P1</sub>	16.533	0.011	24369.0	238.1
57284.512	<i>g</i> <sub>P1</sub>	17.582	0.021	9270.5	181.7
57303.422	<i>g</i> <sub>P1</sub>	18.208	0.028	5207.4	134.6

Table 2 (cont'd)

MJD	Filter	Magnitude <sup>1</sup>	Uncertainty	Flux <sup>2</sup>	Uncertainty
57314.426	<i>g</i> <sub>P1</sub>	18.431	0.034	4241.5	131.6
57255.605	<i>r</i> <sub>P1</sub>	15.473	0.005	64703.0	300.9
57262.527	<i>r</i> <sub>P1</sub>	15.593	0.006	57911.0	306.1
57273.602	<i>r</i> <sub>P1</sub>	16.233	0.008	32121.0	232.6
57284.512	<i>r</i> <sub>P1</sub>	16.696	0.011	20975.0	214.1
57303.426	<i>r</i> <sub>P1</sub>	17.622	0.017	8940.8	139.3
57314.426	<i>r</i> <sub>P1</sub>	17.990	0.024	6367.6	140.0
57255.605	<i>i</i> <sub>P1</sub>	15.998	0.007	39878.0	267.6
57262.527	<i>i</i> <sub>P1</sub>	16.257	0.009	31421.0	250.7
57273.547	<i>i</i> <sub>P1</sub>	16.745	0.006	20051.0	111.1
57273.562	<i>i</i> <sub>P1</sub>	16.746	0.006	20033.0	111.0
57273.574	<i>i</i> <sub>P1</sub>	16.747	0.006	20001.0	114.3
57273.590	<i>i</i> <sub>P1</sub>	16.738	0.006	20178.0	108.9
57273.602	<i>i</i> <sub>P1</sub>	16.709	0.011	20728.0	218.2
57284.512	<i>i</i> <sub>P1</sub>	16.703	0.011	20828.0	205.0
57303.426	<i>i</i> <sub>P1</sub>	17.839	0.021	7315.5	141.5
57314.426	<i>i</i> <sub>P1</sub>	18.374	0.036	4472.1	149.5
57255.605	<i>z</i> <sub>P1</sub>	16.063	0.009	37559.0	327.8
57262.527	<i>z</i> <sub>P1</sub>	16.290	0.011	30482.0	306.1
57273.602	<i>z</i> <sub>P1</sub>	16.512	0.013	24844.0	299.6
57284.512	<i>z</i> <sub>P1</sub>	16.680	0.014	21274.0	264.5
57303.426	<i>z</i> <sub>P1</sub>	18.124	0.036	5626.6	187.6
57314.426	<i>z</i> <sub>P1</sub>	18.686	0.062	3353.7	191.3
ASASSN-15oh					
57251.383	<i>g</i> <sub>P1</sub>	16.311	0.009	29904.0	242.0
57262.367	<i>g</i> <sub>P1</sub>	16.323	0.012	29570.0	338.5
57270.359	<i>g</i> <sub>P1</sub>	17.191	0.013	13296.0	157.2
57275.305	<i>g</i> <sub>P1</sub>	17.799	0.019	7590.3	130.0
57285.234	<i>g</i> <sub>P1</sub>	18.518	0.107	3914.6	386.6
57297.230	<i>g</i> <sub>P1</sub>	18.786	0.040	3060.5	113.6
57599.488	<i>g</i> <sub>P1</sub>	>21.3		-180.3	105.3
57603.449	<i>g</i> <sub>P1</sub>	>21.2		7.4	111.9
57607.617	<i>g</i> <sub>P1</sub>	>21.8		58.3	65.8
57613.379	<i>g</i> <sub>P1</sub>	>21.1		-180.6	123.3
57630.547	<i>g</i> <sub>P1</sub>	>21.3		-107.3	96.8
57652.461	<i>g</i> <sub>P1</sub>	>21.2		-28.2	106.2
57251.383	<i>r</i> <sub>P1</sub>	16.232	0.007	32149.0	218.2
57262.367	<i>r</i> <sub>P1</sub>	16.126	0.009	35462.0	280.2
57270.359	<i>r</i> <sub>P1</sub>	16.511	0.008	24856.0	175.2
57275.309	<i>r</i> <sub>P1</sub>	16.783	0.010	19357.0	169.9
57297.230	<i>r</i> <sub>P1</sub>	18.022	0.021	6184.7	117.2
57599.488	<i>r</i> <sub>P1</sub>	>21.5		-98.4	82.0
57603.449	<i>r</i> <sub>P1</sub>	>21.5		-34.5	82.1
57607.617	<i>r</i> <sub>P1</sub>	>21.9		64.6	57.4
57613.379	<i>r</i> <sub>P1</sub>	>21.7		129.4	70.5
57630.547	<i>r</i> <sub>P1</sub>	>21.6		77.5	78.0
57652.461	<i>r</i> <sub>P1</sub>	>21.6		-127.4	77.9
57251.383	<i>i</i> <sub>P1</sub>	16.393	0.009	27718.0	241.4
57262.367	<i>i</i> <sub>P1</sub>	16.661	0.012	21659.0	239.1
57270.359	<i>i</i> <sub>P1</sub>	16.716	0.009	20585.0	164.3
57275.309	<i>i</i> <sub>P1</sub>	16.737	0.009	20201.0	163.7
57297.230	<i>i</i> <sub>P1</sub>	18.110	0.025	5699.2	132.0
57599.488	<i>i</i> <sub>P1</sub>	>21.1		117.6	117.0
57603.449	<i>i</i> <sub>P1</sub>	>21.3		110.1	97.4
57607.617	<i>i</i> <sub>P1</sub>	>21.7		82.3	67.8
57613.379	<i>i</i> <sub>P1</sub>	>21.5		84.1	84.2
57630.547	<i>i</i> <sub>P1</sub>	>21.4		42.7	91.7
57652.461	<i>i</i> <sub>P1</sub>	>21.5		115.5	83.7

Table 2 (cont'd)

MJD	Filter	Magnitude <sup>1</sup>	Uncertainty	Flux <sup>2</sup>	Uncertainty
57262.367	z <sub>P1</sub>	16.552	0.015	23945.0	321.9
57270.359	z <sub>P1</sub>	16.567	0.010	23624.0	221.3
57275.309	z <sub>P1</sub>	16.649	0.011	21897.0	215.2
57297.230	z <sub>P1</sub>	18.319	0.040	4701.9	172.3
57607.617	z <sub>P1</sub>	>21.1		-17.6	123.9
57613.379	z <sub>P1</sub>	>20.8		-50.5	152.5
57630.547	z <sub>P1</sub>	20.746	0.338	503.2	156.5
57652.461	z <sub>P1</sub>	>21.1		79.1	120.5
ASASSN-15pm					
57277.574	g <sub>P1</sub>	17.223	0.012	12905.0	146.8
57288.477	g <sub>P1</sub>	17.647	0.018	8731.6	145.1
57298.414	g <sub>P1</sub>	18.567	0.035	3742.9	121.8
57305.434	g <sub>P1</sub>	19.162	0.038	2163.4	75.6
57309.520	g <sub>P1</sub>	19.551	0.081	1511.6	113.2
57314.371	g <sub>P1</sub>	19.799	0.084	1203.8	92.9
57319.414	g <sub>P1</sub>	19.805	0.169	1197.0	186.7
57277.574	r <sub>P1</sub>	17.334	0.011	11652.0	119.1
57288.477	r <sub>P1</sub>	17.631	0.014	8861.7	117.8
57298.414	r <sub>P1</sub>	18.009	0.021	6255.7	119.4
57305.434	r <sub>P1</sub>	18.303	0.019	4772.3	83.3
57309.520	r <sub>P1</sub>	18.410	0.027	4323.9	107.9
57314.371	r <sub>P1</sub>	18.802	0.034	3014.6	94.0
57319.418	r <sub>P1</sub>	19.094	0.072	2304.0	152.9
57277.574	i <sub>P1</sub>	18.021	0.017	6190.4	98.2
57288.438	i <sub>P1</sub>	18.451	0.015	4164.1	59.3
57288.449	i <sub>P1</sub>	18.474	0.015	4077.4	58.1
57288.461	i <sub>P1</sub>	18.434	0.014	4231.5	56.1
57288.473	i <sub>P1</sub>	18.444	0.014	4191.5	53.5
57288.477	i <sub>P1</sub>	18.419	0.024	4289.7	94.1
57290.496	i <sub>P1</sub>	18.686	0.037	3355.3	115.5
57290.508	i <sub>P1</sub>	18.690	0.035	3340.8	106.6
57290.520	i <sub>P1</sub>	18.735	0.034	3207.1	99.0
57290.531	i <sub>P1</sub>	18.657	0.034	3444.0	108.6
57298.414	i <sub>P1</sub>	18.726	0.038	3234.4	113.5
57305.434	i <sub>P1</sub>	18.506	0.023	3958.9	84.5
57309.520	i <sub>P1</sub>	18.562	0.034	3758.6	118.4
57314.371	i <sub>P1</sub>	18.713	0.034	3271.5	101.6
57319.418	i <sub>P1</sub>	19.369	0.095	1788.9	156.8
57288.477	z <sub>P1</sub>	18.530	0.036	3872.9	127.5
57298.414	z <sub>P1</sub>	18.636	0.042	3512.2	135.1
57305.434	z <sub>P1</sub>	18.510	0.038	3944.6	136.3
57309.520	z <sub>P1</sub>	18.703	0.053	3302.6	161.6
57314.375	z <sub>P1</sub>	18.990	0.062	2535.3	144.6
57319.418	z <sub>P1</sub>	19.307	0.145	1893.0	252.0
ASASSN-15pm					
57277.570	g <sub>P1</sub>	17.432	0.017	10646.0	168.2
57287.562	g <sub>P1</sub>	17.591	0.018	9197.0	148.4
57292.586	g <sub>P1</sub>	17.871	0.037	7104.5	241.0
57303.523	g <sub>P1</sub>	18.885	0.037	2792.6	96.0
57309.520	g <sub>P1</sub>	19.335	0.058	1845.7	99.0
57318.566	g <sub>P1</sub>	19.972	0.097	1026.1	91.4
57328.543	g <sub>P1</sub>	20.213	0.140	821.9	105.9
57277.570	r <sub>P1</sub>	17.400	0.014	10965.0	145.5
57287.562	r <sub>P1</sub>	17.519	0.015	9830.7	137.9
57292.586	r <sub>P1</sub>	17.775	0.027	7759.6	191.2
57303.523	r <sub>P1</sub>	18.072	0.018	5907.4	100.6
57309.523	r <sub>P1</sub>	18.352	0.025	4563.4	103.6
57318.566	r <sub>P1</sub>	18.793	0.035	3038.6	96.8

Table 2 (cont'd)

MJD	Filter	Magnitude <sup>1</sup>	Uncertainty	Flux <sup>2</sup>	Uncertainty
57328.543	$r_{P1}$	19.318	0.051	1874.4	87.2
57264.566	$i_{P1}$	19.662	0.058	1365.6	73.0
57264.578	$i_{P1}$	19.733	0.056	1278.8	65.6
57264.594	$i_{P1}$	19.675	0.071	1348.4	87.6
57264.605	$i_{P1}$	19.548	0.050	1516.0	70.5
57277.570	$i_{P1}$	17.909	0.020	6859.5	125.9
57287.562	$i_{P1}$	18.335	0.025	4633.8	105.7
57292.586	$i_{P1}$	18.612	0.044	3592.2	145.6
57303.523	$i_{P1}$	18.500	0.029	3981.1	105.5
57309.523	$i_{P1}$	18.411	0.028	4322.0	110.9
57318.566	$i_{P1}$	19.040	0.043	2421.4	96.3
57319.480	$i_{P1}$	19.037	0.024	2426.9	54.1
57319.492	$i_{P1}$	19.110	0.025	2270.1	52.7
57319.504	$i_{P1}$	19.134	0.026	2221.2	52.4
57319.516	$i_{P1}$	19.146	0.026	2195.9	53.1
57320.414	$i_{P1}$	19.073	0.033	2348.3	71.1
57320.426	$i_{P1}$	19.170	0.032	2147.4	62.5
57320.441	$i_{P1}$	19.105	0.027	2281.2	57.6
57320.453	$i_{P1}$	19.172	0.027	2143.6	52.7
57320.457	$i_{P1}$	19.153	0.025	2181.8	50.7
57320.469	$i_{P1}$	19.166	0.033	2155.3	64.9
57320.480	$i_{P1}$	19.226	0.036	2039.0	67.3
57320.492	$i_{P1}$	19.172	0.026	2143.0	51.9
57328.543	$i_{P1}$	19.656	0.066	1373.2	84.0
57287.566	$z_{P1}$	18.348	0.035	4578.9	146.4
57292.586	$z_{P1}$	18.561	0.056	3764.7	194.0
57303.523	$z_{P1}$	18.480	0.034	4054.6	127.7
57309.523	$z_{P1}$	18.556	0.047	3781.2	163.9
57318.566	$z_{P1}$	19.085	0.065	2323.5	138.8
57328.547	$z_{P1}$	19.607	0.101	1436.6	133.7
ASASSN-15pr					
57286.438	$g_{P1}$	17.003	0.022	15802.0	324.9
57297.332	$g_{P1}$	17.809	0.022	7526.3	152.7
57308.305	$g_{P1}$	18.842	0.046	2905.5	122.7
57314.270	$g_{P1}$	19.195	0.069	2099.5	132.8
57322.312	$g_{P1}$	19.435	0.190	1683.2	294.8
57324.262	$g_{P1}$	19.853	0.143	1145.0	151.2
57286.441	$r_{P1}$	17.007	0.019	15751.0	269.9
57297.332	$r_{P1}$	17.669	0.017	8561.2	132.0
57308.305	$r_{P1}$	17.879	0.018	7054.1	115.3
57314.273	$r_{P1}$	18.305	0.028	4762.3	123.3
57322.312	$r_{P1}$	18.824	0.079	2954.1	213.7
57324.262	$r_{P1}$	18.910	0.056	2727.9	140.0
57286.441	$i_{P1}$	17.607	0.034	9060.6	284.9
57297.332	$i_{P1}$	18.418	0.033	4294.8	131.3
57308.305	$i_{P1}$	18.137	0.024	5562.0	124.0
57314.273	$i_{P1}$	18.302	0.032	4776.6	141.2
57322.312	$i_{P1}$	18.917	0.080	2711.7	200.4
57324.262	$i_{P1}$	18.895	0.055	2766.4	140.9
57353.246	$i_{P1}$	20.250	0.195	794.3	142.5
57286.441	$z_{P1}$	17.854	0.054	7219.2	356.1
57297.332	$z_{P1}$	18.205	0.029	5224.0	139.8
57308.305	$z_{P1}$	18.296	0.043	4803.6	190.9
57314.273	$z_{P1}$	18.496	0.051	3994.1	186.7
57322.312	$z_{P1}$	19.326	0.165	1860.9	282.4
57324.262	$z_{P1}$	19.209	0.094	2072.5	180.4
ASASSN-15py					
57298.609	$g_{P1}$	17.980	0.030	6425.5	179.1

Table 2 (cont'd)

MJD	Filter	Magnitude <sup>1</sup>	Uncertainty	Flux <sup>2</sup>	Uncertainty
57307.566	<i>g</i> <sub>P1</sub>	18.833	0.061	2928.4	164.1
57313.590	<i>g</i> <sub>P1</sub>	19.221	0.080	2049.1	150.2
57318.570	<i>g</i> <sub>P1</sub>	20.070	0.118	937.9	101.8
57349.527	<i>g</i> <sub>P1</sub>	20.283	0.226	770.8	160.4
57298.609	<i>r</i> <sub>P1</sub>	17.782	0.022	7709.2	154.9
57307.566	<i>r</i> <sub>P1</sub>	18.206	0.030	5220.5	143.0
57313.590	<i>r</i> <sub>P1</sub>	18.345	0.032	4590.7	135.9
57318.570	<i>r</i> <sub>P1</sub>	18.499	0.029	3983.6	108.2
57333.562	<i>r</i> <sub>P1</sub>	19.393	0.143	1749.1	231.0
57349.527	<i>r</i> <sub>P1</sub>	19.843	0.125	1155.2	132.9
57298.609	<i>i</i> <sub>P1</sub>	18.521	0.037	3905.8	131.6
57307.566	<i>i</i> <sub>P1</sub>	18.567	0.047	3741.4	162.6
57313.590	<i>i</i> <sub>P1</sub>	18.493	0.037	4006.2	134.7
57318.570	<i>i</i> <sub>P1</sub>	18.491	0.036	4015.9	132.5
57333.562	<i>i</i> <sub>P1</sub>	19.400	0.057	1738.3	91.2
57333.562	<i>i</i> <sub>P1</sub>	19.235	0.108	2022.2	200.8
57333.586	<i>i</i> <sub>P1</sub>	19.489	0.108	1601.0	158.6
57333.598	<i>i</i> <sub>P1</sub>	19.594	0.088	1453.8	117.2
57333.609	<i>i</i> <sub>P1</sub>	19.479	0.053	1615.3	78.1
57349.527	<i>i</i> <sub>P1</sub>	19.870	0.113	1127.3	117.1
57298.609	<i>z</i> <sub>P1</sub>	18.499	0.046	3986.1	169.1
57307.566	<i>z</i> <sub>P1</sub>	18.634	0.071	3518.6	229.5
57313.590	<i>z</i> <sub>P1</sub>	18.641	0.064	3496.4	206.9
57318.570	<i>z</i> <sub>P1</sub>	18.780	0.057	3075.3	160.6
57333.562	<i>z</i> <sub>P1</sub>	19.506	0.217	1575.8	315.6
57349.527	<i>z</i> <sub>P1</sub>	20.221	0.210	816.2	157.5
ASASSN-15rw					
57327.477	<i>g</i> <sub>P1</sub>	15.564	0.006	59483.0	351.1
57332.305	<i>g</i> <sub>P1</sub>	15.595	0.006	57809.0	328.3
57344.383	<i>g</i> <sub>P1</sub>	16.277	0.008	30850.0	235.6
57354.309	<i>g</i> <sub>P1</sub>	17.003	0.024	15812.0	356.8
57359.258	<i>g</i> <sub>P1</sub>	17.304	0.013	11982.0	145.1
57366.254	<i>g</i> <sub>P1</sub>	17.813	0.027	7496.2	183.8
57368.445	<i>g</i> <sub>P1</sub>	17.950	0.027	6606.3	165.6
57317.355	<i>r</i> <sub>P1</sub>	16.634	0.006	22211.0	121.8
57317.371	<i>r</i> <sub>P1</sub>	16.627	0.006	22351.0	127.8
57317.383	<i>r</i> <sub>P1</sub>	16.633	0.006	22220.0	118.1
57317.395	<i>r</i> <sub>P1</sub>	16.623	0.006	22433.0	123.3
57327.477	<i>r</i> <sub>P1</sub>	15.645	0.005	55213.0	255.2
57332.305	<i>r</i> <sub>P1</sub>	15.525	0.005	61670.0	279.7
57344.293	<i>r</i> <sub>P1</sub>	16.137	0.004	35076.0	117.6
57344.305	<i>r</i> <sub>P1</sub>	16.142	0.004	34929.0	123.4
57344.316	<i>r</i> <sub>P1</sub>	16.165	0.006	34207.0	185.9
57344.324	<i>r</i> <sub>P1</sub>	16.147	0.004	34783.0	120.1
57344.383	<i>r</i> <sub>P1</sub>	16.163	0.007	34246.0	212.8
57354.309	<i>r</i> <sub>P1</sub>	16.399	0.013	27559.0	328.6
57359.258	<i>r</i> <sub>P1</sub>	16.417	0.007	27120.0	183.2
57366.254	<i>r</i> <sub>P1</sub>	16.785	0.011	19318.0	190.0
57368.445	<i>r</i> <sub>P1</sub>	16.904	0.012	17309.0	184.8
57327.477	<i>i</i> <sub>P1</sub>	16.087	0.006	36730.0	216.5
57332.305	<i>i</i> <sub>P1</sub>	16.160	0.008	34357.0	251.9
57344.383	<i>i</i> <sub>P1</sub>	16.857	0.010	18076.0	174.5
57354.309	<i>i</i> <sub>P1</sub>	16.711	0.017	20686.0	329.2
57359.258	<i>i</i> <sub>P1</sub>	16.597	0.009	22966.0	194.8
57366.254	<i>i</i> <sub>P1</sub>	16.848	0.012	18230.0	197.2
57368.445	<i>i</i> <sub>P1</sub>	16.940	0.012	16746.0	186.3
57304.641	<i>z</i> <sub>P1</sub>	>21.0		25.2	130.0
57344.383	<i>z</i> <sub>P1</sub>	16.558	0.011	23811.0	243.0

Table 2 (cont'd)

MJD	Filter	Magnitude <sup>1</sup>	Uncertainty	Flux <sup>2</sup>	Uncertainty
57354.309	$z_{P1}$	16.511	0.019	24871.0	440.7
57359.258	$z_{P1}$	16.545	0.012	24105.0	258.0
57366.258	$z_{P1}$	16.768	0.028	19619.0	500.1
57368.445	$z_{P1}$	16.915	0.016	17143.0	257.2
57387.211	$z_{P1}$	17.900	0.018	6915.5	113.9
ASASSN-15sb					
57322.539	$g_{P1}$	17.417	0.039	10797.0	385.5
57328.598	$g_{P1}$	18.265	0.045	4942.6	205.2
57333.559	$g_{P1}$	18.782	0.104	3070.6	295.3
57342.566	$g_{P1}$	19.664	0.156	1362.1	195.4
57356.504	$g_{P1}$	19.733	0.212	1279.1	249.7
57322.539	$r_{P1}$	17.056	0.027	15053.0	368.2
57328.598	$r_{P1}$	17.049	0.017	15155.0	243.4
57333.559	$r_{P1}$	17.228	0.032	12849.0	377.1
57342.566	$r_{P1}$	17.869	0.036	7121.1	239.0
57363.461	$r_{P1}$	18.576	0.071	3713.1	242.7
57322.539	$i_{P1}$	17.425	0.038	10711.0	376.4
57328.598	$i_{P1}$	17.363	0.026	11344.0	270.5
57333.559	$i_{P1}$	17.397	0.044	11000.0	449.5
57342.566	$i_{P1}$	18.122	0.059	5639.3	308.7
57356.504	$i_{P1}$	18.456	0.083	4146.3	317.9
57363.461	$i_{P1}$	18.783	0.100	3068.2	282.5
57380.414	$i_{P1}$	19.512	0.197	1567.0	284.7
57322.539	$z_{P1}$	17.193	0.036	13267.0	439.8
57328.598	$z_{P1}$	17.094	0.029	14537.0	387.9
57333.559	$z_{P1}$	17.052	0.050	15103.0	692.2
57342.566	$z_{P1}$	17.810	0.064	7518.8	440.9
57356.504	$z_{P1}$	>19.7		801.9	433.8
57363.461	$z_{P1}$	18.685	0.125	3358.3	385.5
57380.418	$z_{P1}$	>19.8		-5.5	384.8
ASASSN-15sf					
57327.336	$g_{P1}$	16.203	0.008	33020.0	235.2
57332.246	$g_{P1}$	15.953	0.007	41574.0	258.9
57343.297	$g_{P1}$	16.363	0.008	28488.0	222.8
57353.254	$g_{P1}$	17.138	0.025	13963.0	319.6
57359.203	$g_{P1}$	17.627	0.020	8894.8	161.7
57369.211	$g_{P1}$	18.292	0.031	4820.0	137.6
57380.223	$g_{P1}$	18.700	0.055	3311.4	167.6
57327.336	$r_{P1}$	16.320	0.008	29648.0	218.3
57332.246	$r_{P1}$	16.089	0.006	36672.0	204.1
57343.297	$r_{P1}$	16.462	0.008	26005.0	190.6
57353.254	$r_{P1}$	16.938	0.017	16786.0	258.6
57359.203	$r_{P1}$	16.990	0.010	16001.0	149.0
57369.211	$r_{P1}$	17.306	0.013	11958.0	140.8
57380.223	$r_{P1}$	17.923	0.022	6771.8	140.0
57316.352	$i_{P1}$	19.601	0.060	1443.8	79.7
57316.363	$i_{P1}$	19.520	0.042	1555.6	59.7
57316.371	$i_{P1}$	19.635	0.057	1399.8	73.9
57316.383	$i_{P1}$	19.631	0.055	1404.7	71.1
57317.312	$i_{P1}$	19.095	0.027	2302.1	56.5
57317.324	$i_{P1}$	19.068	0.027	2359.7	59.3
57317.336	$i_{P1}$	19.096	0.030	2300.0	63.6
57317.348	$i_{P1}$	19.028	0.027	2448.7	60.4
57327.336	$i_{P1}$	16.693	0.009	21035.0	179.5
57332.246	$i_{P1}$	16.726	0.010	20406.0	185.2
57343.297	$i_{P1}$	17.198	0.013	13204.0	152.4
57353.254	$i_{P1}$	17.584	0.029	9257.2	249.8
57359.207	$i_{P1}$	17.433	0.015	10634.0	148.2



Table 2 (cont'd)

MJD	Filter	Magnitude <sup>1</sup>	Uncertainty	Flux <sup>2</sup>	Uncertainty
57369.211	<i>i</i> <sub>P1</sub>	17.437	0.014	10599.0	141.4
57380.223	<i>i</i> <sub>P1</sub>	18.126	0.028	5616.2	145.4
57327.336	<i>z</i> <sub>P1</sub>	16.860	0.013	18022.0	217.2
57332.246	<i>z</i> <sub>P1</sub>	16.772	0.013	19556.0	233.9
57343.297	<i>z</i> <sub>P1</sub>	17.186	0.017	13351.0	205.7
57353.254	<i>z</i> <sub>P1</sub>	17.245	0.028	12647.0	329.3
57359.207	<i>z</i> <sub>P1</sub>	17.255	0.020	12532.0	234.8
57364.195	<i>z</i> <sub>P1</sub>	17.289	0.015	12140.0	164.4
57364.203	<i>z</i> <sub>P1</sub>	17.328	0.013	11718.0	142.6
57364.203	<i>z</i> <sub>P1</sub>	17.447	0.014	10500.0	132.9
57365.195	<i>z</i> <sub>P1</sub>	17.568	0.014	9394.3	124.1
57369.211	<i>z</i> <sub>P1</sub>	17.423	0.019	10736.0	185.7
57380.223	<i>z</i> <sub>P1</sub>	18.234	0.033	5088.0	152.4
ASASSN-15so					
57342.621	<i>g</i> <sub>P1</sub>	13.806	0.003	300200.0	732.0
57349.637	<i>g</i> <sub>P1</sub>	13.841	0.002	290910.0	654.9
57353.605	<i>g</i> <sub>P1</sub>	14.021	0.003	246360.0	719.4
57356.621	<i>g</i> <sub>P1</sub>	14.298	0.003	190830.0	578.8
57359.602	<i>g</i> <sub>P1</sub>	14.600	0.003	144560.0	462.2
57362.641	<i>g</i> <sub>P1</sub>	14.863	0.004	113460.0	438.5
57365.652	<i>g</i> <sub>P1</sub>	15.090	0.004	92060.0	375.2
57379.645	<i>g</i> <sub>P1</sub>	16.199	0.009	33135.0	270.2
57385.598	<i>g</i> <sub>P1</sub>	16.398	0.012	27605.0	292.6
57395.523	<i>g</i> <sub>P1</sub>	16.533	0.011	24374.0	246.4
57401.664	<i>g</i> <sub>P1</sub>	16.847	0.013	18248.0	220.3
57342.621	<i>r</i> <sub>P1</sub>	13.930	0.002	267820.0	611.7
57349.641	<i>r</i> <sub>P1</sub>	13.889	0.002	278160.0	566.1
57353.605	<i>r</i> <sub>P1</sub>	14.149	0.003	218950.0	614.7
57356.621	<i>r</i> <sub>P1</sub>	14.393	0.003	174980.0	485.8
57359.602	<i>r</i> <sub>P1</sub>	14.530	0.003	154100.0	440.4
57362.641	<i>r</i> <sub>P1</sub>	14.617	0.003	142310.0	432.8
57365.652	<i>r</i> <sub>P1</sub>	14.591	0.003	145810.0	439.4
57379.648	<i>r</i> <sub>P1</sub>	15.410	0.005	68568.0	315.2
57385.598	<i>r</i> <sub>P1</sub>	15.684	0.007	53246.0	321.2
57395.523	<i>r</i> <sub>P1</sub>	15.973	0.007	40804.0	274.1
57401.664	<i>r</i> <sub>P1</sub>	16.335	0.009	29241.0	232.4
57410.547	<i>r</i> <sub>P1</sub>	16.458	0.012	26100.0	289.9
57420.613	<i>r</i> <sub>P1</sub>	16.800	0.013	19050.0	229.3
57342.621	<i>i</i> <sub>P1</sub>	14.417	0.004	171080.0	601.0
57349.641	<i>i</i> <sub>P1</sub>	14.548	0.003	151650.0	466.9
57353.605	<i>i</i> <sub>P1</sub>	14.869	0.004	112810.0	462.4
57356.621	<i>i</i> <sub>P1</sub>	15.169	0.005	85610.0	379.7
57359.602	<i>i</i> <sub>P1</sub>	15.169	0.005	85581.0	393.9
57362.645	<i>i</i> <sub>P1</sub>	15.012	0.004	98931.0	391.3
57365.652	<i>i</i> <sub>P1</sub>	14.926	0.004	107050.0	424.3
57379.648	<i>i</i> <sub>P1</sub>	15.436	0.006	66923.0	341.3
57385.598	<i>i</i> <sub>P1</sub>	15.768	0.007	49292.0	330.5
57395.523	<i>i</i> <sub>P1</sub>	16.190	0.009	33424.0	268.8
57401.664	<i>i</i> <sub>P1</sub>	16.527	0.011	24511.0	245.4
57410.547	<i>i</i> <sub>P1</sub>	16.754	0.015	19886.0	280.1
57420.613	<i>i</i> <sub>P1</sub>	17.070	0.017	14854.0	228.6
57324.641	<i>z</i> <sub>P1</sub>	>20.1		-862.0	313.6
57342.621	<i>z</i> <sub>P1</sub>	14.486	0.005	160600.0	670.9
57349.641	<i>z</i> <sub>P1</sub>	14.606	0.004	143770.0	592.1
57353.605	<i>z</i> <sub>P1</sub>	14.771	0.005	123530.0	622.4
57356.621	<i>z</i> <sub>P1</sub>	14.957	0.005	104080.0	524.2
57359.602	<i>z</i> <sub>P1</sub>	14.866	0.005	113170.0	545.8
57362.645	<i>z</i> <sub>P1</sub>	14.776	0.005	122920.0	515.9

Table 2 (cont'd)

MJD	Filter	Magnitude <sup>1</sup>	Uncertainty	Flux <sup>2</sup>	Uncertainty
57365.652	$z_{P1}$	14.748	0.005	126120.0	549.0
57379.648	$z_{P1}$	15.350	0.007	72445.0	441.3
57385.598	$z_{P1}$	15.728	0.009	51156.0	429.1
57395.523	$z_{P1}$	16.303	0.012	30112.0	345.3
57401.664	$z_{P1}$	16.836	0.018	18429.0	312.4
57410.547	$z_{P1}$	17.279	0.029	12260.0	329.8
57420.613	$z_{P1}$	17.712	0.041	8226.1	313.6
57438.422	$z_{P1}$	18.498	0.069	3986.7	254.9
ASASSN-15ss					
57342.566	$g_{P1}$	17.314	0.016	11866.0	170.7
57349.523	$g_{P1}$	17.718	0.026	8183.8	195.3
57356.504	$g_{P1}$	18.271	0.038	4916.1	173.4
57360.457	$g_{P1}$	18.614	0.038	3585.0	124.0
57368.496	$g_{P1}$	19.347	0.064	1824.4	106.8
57379.484	$g_{P1}$	19.912	0.195	1084.4	194.9
57342.566	$r_{P1}$	17.236	0.014	12748.0	160.4
57349.527	$r_{P1}$	17.636	0.019	8826.0	154.3
57356.504	$r_{P1}$	17.928	0.023	6742.3	141.8
57360.457	$r_{P1}$	18.011	0.023	6247.2	133.4
57368.500	$r_{P1}$	18.138	0.022	5558.1	114.9
57379.484	$r_{P1}$	18.752	0.051	3157.2	149.2
57342.566	$i_{P1}$	17.785	0.022	7693.0	152.4
57349.527	$i_{P1}$	18.338	0.031	4623.7	133.2
57356.508	$i_{P1}$	18.504	0.034	3965.6	122.7
57360.457	$i_{P1}$	18.442	0.030	4197.8	117.6
57368.500	$i_{P1}$	18.289	0.027	4833.3	121.1
57379.484	$i_{P1}$	18.778	0.049	3081.6	139.4
57342.566	$z_{P1}$	17.786	0.030	7680.9	211.6
57349.527	$z_{P1}$	18.207	0.041	5213.8	194.9
57356.508	$z_{P1}$	18.225	0.037	5126.5	174.2
57360.457	$z_{P1}$	18.380	0.038	4445.9	156.9
57368.500	$z_{P1}$	18.254	0.039	4991.5	178.6
57379.488	$z_{P1}$	18.843	0.069	2903.2	184.6
ASASSN-15tg					
57358.203	$g_{P1}$	16.466	0.009	25915.0	222.7
57362.203	$g_{P1}$	16.541	0.009	24189.0	203.1
57380.270	$g_{P1}$	17.459	0.021	10388.0	203.3
57386.320	$g_{P1}$	17.954	0.024	6585.5	144.5
57396.215	$g_{P1}$	18.653	0.033	3458.9	106.1
57358.203	$r_{P1}$	16.691	0.010	21064.0	192.2
57362.207	$r_{P1}$	16.610	0.008	22702.0	172.5
57369.273	$r_{P1}$	16.714	0.009	20620.0	170.9
57380.270	$r_{P1}$	17.220	0.013	12939.0	160.2
57386.320	$r_{P1}$	17.342	0.014	11568.0	144.4
57396.219	$r_{P1}$	17.719	0.015	8176.3	114.1
57358.203	$i_{P1}$	17.197	0.014	13219.0	169.4
57362.207	$i_{P1}$	17.248	0.012	12615.0	141.0
57369.273	$i_{P1}$	17.448	0.014	10490.0	139.5
57380.270	$i_{P1}$	18.027	0.023	6156.6	127.7
57386.320	$i_{P1}$	17.929	0.022	6738.9	136.3
57396.219	$i_{P1}$	17.965	0.019	6513.7	114.5
57358.207	$z_{P1}$	17.244	0.020	12662.0	236.4
57362.207	$z_{P1}$	17.329	0.018	11702.0	193.6
57369.273	$z_{P1}$	17.541	0.020	9632.4	177.3
57380.270	$z_{P1}$	17.866	0.027	7141.3	177.6
57386.320	$z_{P1}$	17.881	0.029	7041.6	187.8
57396.219	$z_{P1}$	17.951	0.026	6600.4	157.9
57405.211	$z_{P1}$	18.387	0.036	4416.1	145.6

Table 2 (cont'd)

MJD	Filter	Magnitude <sup>1</sup>	Uncertainty	Flux <sup>2</sup>	Uncertainty
ASASSN-15ti					
57360.352	<i>g</i> <sub>P1</sub>	16.201	0.009	33077.0	261.2
57360.355	<i>g</i> <sub>P1</sub>	16.219	0.008	32526.0	234.2
57364.301	<i>g</i> <sub>P1</sub>	16.055	0.007	37851.0	246.7
57369.402	<i>g</i> <sub>P1</sub>	16.210	0.008	32798.0	234.3
57384.254	<i>g</i> <sub>P1</sub>	17.665	0.019	8587.6	146.9
57394.223	<i>g</i> <sub>P1</sub>	18.445	0.029	4187.9	111.6
57408.344	<i>g</i> <sub>P1</sub>	18.888	0.090	2783.9	230.5
57360.355	<i>r</i> <sub>P1</sub>	16.131	0.007	35282.0	219.1
57364.301	<i>r</i> <sub>P1</sub>	15.989	0.006	40218.0	209.6
57369.406	<i>r</i> <sub>P1</sub>	16.104	0.006	36171.0	208.9
57374.309	<i>r</i> <sub>P1</sub>	16.497	0.006	25187.0	145.1
57384.254	<i>r</i> <sub>P1</sub>	16.823	0.009	18656.0	157.6
57394.227	<i>r</i> <sub>P1</sub>	17.497	0.014	10031.0	126.6
57396.262	<i>r</i> <sub>P1</sub>	17.585	0.013	9249.6	109.4
57408.344	<i>r</i> <sub>P1</sub>	18.137	0.035	5562.2	179.4
57360.355	<i>i</i> <sub>P1</sub>	16.346	0.008	28958.0	206.6
57364.301	<i>i</i> <sub>P1</sub>	16.460	0.008	26062.0	181.7
57369.406	<i>i</i> <sub>P1</sub>	16.678	0.009	21316.0	179.1
57384.254	<i>i</i> <sub>P1</sub>	17.067	0.011	14900.0	154.1
57394.227	<i>i</i> <sub>P1</sub>	17.484	0.014	10144.0	131.4
57396.262	<i>i</i> <sub>P1</sub>	17.611	0.014	9024.2	116.2
57408.344	<i>i</i> <sub>P1</sub>	18.416	0.118	4302.5	467.3
57360.355	<i>z</i> <sub>P1</sub>	16.500	0.011	25127.0	255.2
57364.301	<i>z</i> <sub>P1</sub>	16.505	0.010	25000.0	224.6
57369.406	<i>z</i> <sub>P1</sub>	16.674	0.011	21399.0	226.2
57384.254	<i>z</i> <sub>P1</sub>	16.857	0.013	18088.0	214.6
57394.227	<i>z</i> <sub>P1</sub>	17.299	0.017	12034.0	184.4
57396.266	<i>z</i> <sub>P1</sub>	17.577	0.021	9316.1	183.7
57408.344	<i>z</i> <sub>P1</sub>	18.284	0.181	4856.3	810.5
ASASSN-15tz					
57370.316	<i>g</i> <sub>P1</sub>	17.236	0.015	12749.0	178.5
57380.215	<i>g</i> <sub>P1</sub>	17.002	0.017	15815.0	244.2
57386.289	<i>g</i> <sub>P1</sub>	17.426	0.014	10702.0	137.8
57394.223	<i>g</i> <sub>P1</sub>	18.228	0.022	5112.8	105.9
57404.219	<i>g</i> <sub>P1</sub>	19.238	0.052	2017.6	96.8
57415.258	<i>g</i> <sub>P1</sub>	19.657	0.062	1371.2	78.4
57370.316	<i>r</i> <sub>P1</sub>	17.027	0.012	15455.0	171.0
57380.215	<i>r</i> <sub>P1</sub>	16.712	0.011	20664.0	214.0
57386.289	<i>r</i> <sub>P1</sub>	17.103	0.010	14410.0	135.6
57394.223	<i>r</i> <sub>P1</sub>	17.347	0.012	11513.0	124.6
57404.219	<i>r</i> <sub>P1</sub>	17.971	0.018	6480.1	106.5
57415.258	<i>r</i> <sub>P1</sub>	18.627	0.028	3543.1	90.7
57370.316	<i>i</i> <sub>P1</sub>	17.228	0.015	12848.0	173.3
57380.215	<i>i</i> <sub>P1</sub>	17.123	0.015	14156.0	193.0
57386.289	<i>i</i> <sub>P1</sub>	17.714	0.015	8207.6	114.3
57394.223	<i>i</i> <sub>P1</sub>	17.665	0.016	8592.7	130.1
57404.219	<i>i</i> <sub>P1</sub>	17.899	0.017	6927.0	108.3
57415.258	<i>i</i> <sub>P1</sub>	18.698	0.033	3318.6	100.6
57380.215	<i>z</i> <sub>P1</sub>	17.189	0.016	13315.0	196.3
57386.289	<i>z</i> <sub>P1</sub>	17.524	0.019	9777.4	166.8
57394.223	<i>z</i> <sub>P1</sub>	17.431	0.019	10656.0	191.1
57404.215	<i>z</i> <sub>P1</sub>	17.847	0.014	7263.0	95.2
57404.219	<i>z</i> <sub>P1</sub>	17.848	0.029	7255.4	193.2
57404.266	<i>z</i> <sub>P1</sub>	17.741	0.024	8007.6	174.7
57415.258	<i>z</i> <sub>P1</sub>	18.534	0.044	3859.8	157.4
ASASSN-15uu					
57388.277	<i>g</i> <sub>P1</sub>	16.593	0.010	23052.0	207.6

Table 2 (cont'd)

MJD	Filter	Magnitude <sup>1</sup>	Uncertainty	Flux <sup>2</sup>	Uncertainty
57394.285	<i>g</i> <sub>P1</sub>	16.642	0.015	22032.0	295.9
57400.266	<i>g</i> <sub>P1</sub>	17.020	0.017	15560.0	240.4
57408.223	<i>g</i> <sub>P1</sub>	17.679	0.030	8476.5	234.1
57416.250	<i>g</i> <sub>P1</sub>	18.319	0.035	4704.5	150.4
57700.430	<i>g</i> <sub>P1</sub>	>20.8		108.7	160.8
57388.277	<i>r</i> <sub>P1</sub>	16.546	0.008	24087.0	186.3
57400.266	<i>r</i> <sub>P1</sub>	16.829	0.014	18557.0	235.4
57408.223	<i>r</i> <sub>P1</sub>	17.102	0.015	14431.0	196.0
57429.230	<i>r</i> <sub>P1</sub>	17.792	0.023	7639.7	163.8
57439.230	<i>r</i> <sub>P1</sub>	18.221	0.041	5148.7	194.4
57700.434	<i>r</i> <sub>P1</sub>	>20.9		194.1	148.6
57388.277	<i>i</i> <sub>P1</sub>	16.909	0.012	17236.0	184.4
57394.285	<i>i</i> <sub>P1</sub>	16.977	0.016	16182.0	244.7
57400.266	<i>i</i> <sub>P1</sub>	17.216	0.018	12985.0	210.7
57416.250	<i>i</i> <sub>P1</sub>	17.283	0.015	12209.0	171.7
57439.230	<i>i</i> <sub>P1</sub>	18.128	0.040	5610.3	204.2
57700.434	<i>i</i> <sub>P1</sub>	>20.8		237.4	154.7
57387.207	<i>z</i> <sub>P1</sub>	17.023	0.011	15518.0	163.4
57394.285	<i>z</i> <sub>P1</sub>	17.085	0.022	14656.0	291.4
57400.266	<i>z</i> <sub>P1</sub>	17.103	0.021	14410.0	278.1
57408.223	<i>z</i> <sub>P1</sub>	17.172	0.019	13522.0	236.9
57416.250	<i>z</i> <sub>P1</sub>	17.257	0.020	12508.0	224.8
57429.230	<i>z</i> <sub>P1</sub>	17.680	0.028	8475.7	217.6
57439.230	<i>z</i> <sub>P1</sub>	18.076	0.049	5884.9	267.1
57700.434	<i>z</i> <sub>P1</sub>	>20.4		50.1	235.1
ASASSN-15uv					
57390.559	<i>g</i> <sub>P1</sub>	16.518	0.009	24704.0	209.1
57396.426	<i>g</i> <sub>P1</sub>	16.579	0.009	23350.0	195.4
57402.484	<i>g</i> <sub>P1</sub>	16.870	0.011	17862.0	177.2
57407.371	<i>g</i> <sub>P1</sub>	17.295	0.018	12078.0	204.6
57414.480	<i>g</i> <sub>P1</sub>	17.892	0.025	6970.7	161.0
57422.363	<i>g</i> <sub>P1</sub>	18.533	0.036	3861.4	128.4
57433.344	<i>g</i> <sub>P1</sub>	19.195	0.054	2098.7	103.7
57389.590	<i>r</i> <sub>P1</sub>	16.341	0.004	29076.0	113.9
57389.605	<i>r</i> <sub>P1</sub>	16.365	0.004	28454.0	115.6
57389.617	<i>r</i> <sub>P1</sub>	16.334	0.004	29280.0	116.8
57389.629	<i>r</i> <sub>P1</sub>	16.354	0.005	28723.0	119.1
57390.559	<i>r</i> <sub>P1</sub>	16.331	0.007	29354.0	196.1
57396.426	<i>r</i> <sub>P1</sub>	16.296	0.007	30305.0	192.5
57402.484	<i>r</i> <sub>P1</sub>	16.612	0.009	22660.0	177.9
57404.363	<i>r</i> <sub>P1</sub>	16.747	0.005	20013.0	100.5
57404.375	<i>r</i> <sub>P1</sub>	16.754	0.005	19876.0	89.7
57404.387	<i>r</i> <sub>P1</sub>	16.748	0.005	19989.0	92.9
57404.398	<i>r</i> <sub>P1</sub>	16.734	0.005	20252.0	90.4
57407.371	<i>r</i> <sub>P1</sub>	16.855	0.011	18116.0	188.1
57414.480	<i>r</i> <sub>P1</sub>	16.958	0.011	16469.0	166.0
57422.363	<i>r</i> <sub>P1</sub>	17.223	0.012	12907.0	146.7
57433.344	<i>r</i> <sub>P1</sub>	17.900	0.020	6918.2	125.2
57380.426	<i>i</i> <sub>P1</sub>	17.833	0.018	7360.5	122.3
57380.438	<i>i</i> <sub>P1</sub>	17.827	0.015	7400.5	102.4
57380.453	<i>i</i> <sub>P1</sub>	17.833	0.014	7361.6	92.6
57380.465	<i>i</i> <sub>P1</sub>	17.806	0.012	7541.9	80.2
57390.559	<i>i</i> <sub>P1</sub>	16.772	0.009	19544.0	167.9
57396.426	<i>i</i> <sub>P1</sub>	16.832	0.009	18506.0	157.7
57402.484	<i>i</i> <sub>P1</sub>	17.202	0.014	13161.0	174.5
57407.371	<i>i</i> <sub>P1</sub>	17.413	0.015	10830.0	148.3
57414.484	<i>i</i> <sub>P1</sub>	17.284	0.013	12206.0	148.7
57422.363	<i>i</i> <sub>P1</sub>	17.287	0.015	12171.0	167.2

Table 2 (cont'd)

MJD	Filter	Magnitude <sup>1</sup>	Uncertainty	Flux <sup>2</sup>	Uncertainty
57433.344	<i>i</i> <sub>P1</sub>	17.907	0.021	6876.2	131.6
57396.426	<i>z</i> <sub>P1</sub>	16.808	0.011	18912.0	199.0
57402.488	<i>z</i> <sub>P1</sub>	17.050	0.018	15138.0	249.5
57407.371	<i>z</i> <sub>P1</sub>	17.082	0.016	14698.0	213.6
57414.484	<i>z</i> <sub>P1</sub>	17.044	0.014	15220.0	196.3
57422.363	<i>z</i> <sub>P1</sub>	17.089	0.017	14608.0	230.1
57433.344	<i>z</i> <sub>P1</sub>	17.764	0.027	7838.0	194.1
ASASSN-15uw					
57388.227	<i>g</i> <sub>P1</sub>	17.007	0.012	15749.0	170.9
57392.219	<i>g</i> <sub>P1</sub>	16.779	0.012	19431.0	217.8
57397.219	<i>g</i> <sub>P1</sub>	16.926	0.012	16962.0	180.9
57407.285	<i>g</i> <sub>P1</sub>	17.690	0.026	8391.6	197.8
57415.266	<i>g</i> <sub>P1</sub>	18.432	0.031	4239.3	121.2
57424.242	<i>g</i> <sub>P1</sub>	19.146	0.047	2196.8	94.7
57437.230	<i>g</i> <sub>P1</sub>	19.572	0.147	1483.4	200.5
57388.227	<i>r</i> <sub>P1</sub>	17.039	0.012	15289.0	171.0
57392.219	<i>r</i> <sub>P1</sub>	16.842	0.011	18339.0	183.1
57407.285	<i>r</i> <sub>P1</sub>	17.271	0.015	12350.0	175.6
57415.270	<i>r</i> <sub>P1</sub>	17.529	0.016	9739.6	143.0
57424.242	<i>r</i> <sub>P1</sub>	18.086	0.021	5828.7	110.1
57437.230	<i>r</i> <sub>P1</sub>	18.648	0.054	3472.9	172.1
57388.227	<i>i</i> <sub>P1</sub>	17.304	0.014	11975.0	148.9
57392.219	<i>i</i> <sub>P1</sub>	17.204	0.015	13138.0	178.7
57397.219	<i>i</i> <sub>P1</sub>	17.265	0.014	12420.0	155.8
57407.285	<i>i</i> <sub>P1</sub>	17.494	0.018	10051.0	164.2
57415.270	<i>i</i> <sub>P1</sub>	17.526	0.019	9764.2	172.5
57424.242	<i>i</i> <sub>P1</sub>	17.928	0.020	6741.7	124.9
57437.230	<i>i</i> <sub>P1</sub>	18.593	0.055	3655.3	184.6
57397.219	<i>z</i> <sub>P1</sub>	17.397	0.020	10998.0	204.8
57407.285	<i>z</i> <sub>P1</sub>	17.514	0.024	9870.0	216.8
57415.270	<i>z</i> <sub>P1</sub>	17.577	0.027	9313.1	227.3
57424.242	<i>z</i> <sub>P1</sub>	17.925	0.025	6762.1	155.8
57437.230	<i>z</i> <sub>P1</sub>	18.411	0.064	4321.6	253.5
ASASSN-17co					
57804.652	<i>g</i> <sub>P1</sub>	15.898	0.007	43732.0	295.3
57816.637	<i>g</i> <sub>P1</sub>	16.132	0.010	35268.0	308.7
57825.637	<i>g</i> <sub>P1</sub>	16.866	0.014	17928.0	223.1
57832.625	<i>g</i> <sub>P1</sub>	17.617	0.023	8981.7	194.2
57846.617	<i>g</i> <sub>P1</sub>	18.393	0.046	4392.3	184.8
57855.586	<i>g</i> <sub>P1</sub>	18.600	0.067	3630.8	222.6
57804.656	<i>r</i> <sub>P1</sub>	15.807	0.007	47562.0	314.8
57816.637	<i>r</i> <sub>P1</sub>	15.946	0.009	41844.0	329.3
57825.637	<i>r</i> <sub>P1</sub>	16.343	0.010	29033.0	263.0
57832.625	<i>r</i> <sub>P1</sub>	16.470	0.010	25818.0	242.6
57846.617	<i>r</i> <sub>P1</sub>	17.344	0.020	11540.0	216.7
57855.586	<i>r</i> <sub>P1</sub>	17.585	0.025	9250.7	215.7
57804.656	<i>i</i> <sub>P1</sub>	16.159	0.010	34388.0	301.7
57816.637	<i>i</i> <sub>P1</sub>	16.571	0.015	23529.0	318.5
57825.637	<i>i</i> <sub>P1</sub>	16.673	0.013	21421.0	252.5
57832.625	<i>i</i> <sub>P1</sub>	16.589	0.012	23143.0	250.9
57846.617	<i>i</i> <sub>P1</sub>	17.457	0.025	10402.0	237.2
57855.586	<i>i</i> <sub>P1</sub>	17.677	0.031	8492.1	240.9
57804.656	<i>z</i> <sub>P1</sub>	16.242	0.012	31860.0	339.0
57816.637	<i>z</i> <sub>P1</sub>	16.550	0.015	23989.0	339.5
57825.637	<i>z</i> <sub>P1</sub>	16.509	0.013	24921.0	298.3
57831.645	<i>z</i> <sub>P1</sub>	16.507	0.010	24954.0	224.2
57832.625	<i>z</i> <sub>P1</sub>	16.636	0.014	22156.0	295.0
57832.629	<i>z</i> <sub>P1</sub>	16.525	0.009	24543.0	200.5

Table 2 (cont'd)

MJD	Filter	Magnitude <sup>1</sup>	Uncertainty	Flux <sup>2</sup>	Uncertainty
57846.617	$z_{P1}$	17.321	0.025	11791.0	271.7
57855.586	$z_{P1}$	17.821	0.038	7439.5	258.9
CSS151120:044526-190158					
57349.477	$g_{P1}$	18.062	0.041	5958.1	224.0
57354.406	$g_{P1}$	18.142	0.059	5535.0	300.5
57358.402	$g_{P1}$	18.331	0.029	4651.4	125.4
57363.406	$g_{P1}$	18.567	0.029	3742.5	99.4
57370.371	$g_{P1}$	19.166	0.040	2155.9	78.6
57379.414	$g_{P1}$	>20.1		907.6	308.2
57390.305	$g_{P1}$	20.760	0.207	496.5	94.8
57349.477	$r_{P1}$	17.999	0.028	6315.0	165.0
57354.406	$r_{P1}$	18.156	0.049	5464.6	248.7
57358.406	$r_{P1}$	18.254	0.024	4993.9	110.5
57363.406	$r_{P1}$	18.293	0.020	4819.1	89.2
57379.414	$r_{P1}$	19.157	0.109	2172.8	217.4
57390.305	$r_{P1}$	19.589	0.067	1459.7	90.1
57349.477	$i_{P1}$	18.506	0.041	3957.9	149.9
57354.406	$i_{P1}$	18.720	0.084	3250.9	251.2
57358.406	$i_{P1}$	18.613	0.029	3586.2	96.8
57363.406	$i_{P1}$	18.874	0.032	2820.4	83.4
57370.371	$i_{P1}$	18.935	0.034	2666.7	82.6
57379.414	$i_{P1}$	18.972	0.084	2578.6	199.3
57382.387	$i_{P1}$	19.234	0.094	2025.8	174.8
57382.395	$i_{P1}$	19.157	0.092	2173.0	183.3
57382.406	$i_{P1}$	19.324	0.085	1863.7	145.2
57382.414	$i_{P1}$	19.343	0.111	1830.7	187.3
57390.305	$i_{P1}$	19.740	0.088	1271.1	102.9
57349.480	$z_{P1}$	18.530	0.055	3872.1	195.6
57354.410	$z_{P1}$	18.639	0.122	3503.4	393.3
57358.406	$z_{P1}$	18.797	0.047	3027.2	131.6
57370.375	$z_{P1}$	18.954	0.052	2620.4	124.8
57379.414	$z_{P1}$	19.258	0.144	1979.9	261.8
57390.305	$z_{P1}$	19.336	0.090	1843.9	153.0
MASTER OT J222232.87-185224.3					
57190.605	$g_{P1}$	18.826	0.037	2949.0	101.7
57200.605	$g_{P1}$	19.840	0.063	1158.4	67.1
57205.594	$g_{P1}$	20.334	0.259	735.4	175.2
57212.488	$g_{P1}$	20.488	0.208	637.9	122.4
57212.492	$g_{P1}$	20.856	0.229	454.7	96.0
57190.605	$r_{P1}$	17.978	0.018	6437.3	107.8
57195.605	$r_{P1}$	18.281	0.022	4869.0	99.4
57200.605	$r_{P1}$	18.571	0.023	3730.6	79.1
57205.594	$r_{P1}$	18.965	0.053	2594.6	125.8
57212.488	$r_{P1}$	19.358	0.058	1806.7	96.6
57212.492	$r_{P1}$	19.398	0.056	1740.6	89.7
57190.605	$i_{P1}$	17.924	0.016	6768.3	99.3
57195.605	$i_{P1}$	17.991	0.021	6363.2	124.8
57200.605	$i_{P1}$	18.244	0.020	5039.7	94.7
57205.594	$i_{P1}$	18.737	0.038	3200.0	112.9
57212.488	$i_{P1}$	19.359	0.058	1805.2	96.5
57212.492	$i_{P1}$	19.222	0.058	2047.8	109.2
57190.605	$z_{P1}$	18.131	0.029	5591.5	148.6
57195.605	$z_{P1}$	18.200	0.032	5250.1	153.7
57200.605	$z_{P1}$	18.388	0.033	4412.9	132.8
57205.598	$z_{P1}$	18.480	0.039	4055.1	146.8
57212.492	$z_{P1}$	18.898	0.066	2759.8	167.1
PS15adh					
57136.348	$g_{P1}$	18.986	0.042	2545.6	97.5

Table 2 (cont'd)

MJD	Filter	Magnitude <sup>1</sup>	Uncertainty	Flux <sup>2</sup>	Uncertainty
57148.305	$g_{P1}$	19.466	0.080	1635.4	120.3
57153.258	$g_{P1}$	20.225	0.092	812.8	69.0
57159.309	$g_{P1}$	20.618	0.126	566.2	65.5
57165.258	$g_{P1}$	>20.9		352.3	147.4
57176.266	$g_{P1}$	>21.0		291.7	134.5
57136.348	$r_{P1}$	19.147	0.038	2193.9	76.8
57148.305	$r_{P1}$	19.559	0.067	1501.3	92.7
57153.258	$r_{P1}$	19.867	0.062	1130.7	64.3
57159.309	$r_{P1}$	20.159	0.075	863.6	59.9
57165.262	$r_{P1}$	20.374	0.168	708.9	109.5
57176.266	$r_{P1}$	20.884	0.241	443.2	98.2
57136.348	$i_{P1}$	19.382	0.048	1766.2	78.8
57148.305	$i_{P1}$	19.938	0.089	1058.6	87.1
57153.258	$i_{P1}$	20.276	0.107	775.8	76.6
57159.309	$i_{P1}$	20.131	0.090	886.2	73.2
57165.262	$i_{P1}$	20.497	0.198	632.7	115.1
57176.266	$i_{P1}$	20.736	0.219	507.7	102.2
57148.305	$z_{P1}$	20.539	0.189	608.5	106.0
57153.258	$z_{P1}$	20.864	0.339	451.1	140.8
57159.309	$z_{P1}$	20.367	0.179	713.0	117.7
57165.262	$z_{P1}$	>20.8		479.8	165.7
57176.270	$z_{P1}$	20.954	0.323	415.4	123.4
PS15ahs					
57149.574	$g_{P1}$	16.392	0.010	27745.0	262.0
57155.535	$g_{P1}$	16.045	0.007	38187.0	257.8
57160.566	$g_{P1}$	16.101	0.007	36267.0	250.2
57166.414	$g_{P1}$	16.417	0.008	27112.0	202.7
57171.477	$g_{P1}$	16.767	0.010	19650.0	186.9
57178.477	$g_{P1}$	17.391	0.018	11054.0	183.7
57188.402	$g_{P1}$	18.213	0.026	5187.9	123.2
57149.574	$r_{P1}$	16.526	0.010	24524.0	227.6
57155.535	$r_{P1}$	16.156	0.007	34480.0	214.7
57160.566	$r_{P1}$	16.188	0.007	33487.0	212.1
57166.414	$r_{P1}$	16.546	0.008	24069.0	184.5
57171.477	$r_{P1}$	16.734	0.009	20240.0	164.9
57178.477	$r_{P1}$	16.901	0.011	17367.0	176.9
57188.402	$r_{P1}$	17.349	0.013	11493.0	134.5
57144.523	$i_{P1}$	17.870	0.014	7110.0	92.8
57144.535	$i_{P1}$	17.896	0.017	6944.0	106.0
57144.551	$i_{P1}$	17.845	0.015	7278.1	99.5
57144.562	$i_{P1}$	17.841	0.014	7306.5	97.1
57145.484	$i_{P1}$	17.547	0.010	9572.8	90.2
57145.500	$i_{P1}$	17.553	0.012	9526.1	106.0
57145.512	$i_{P1}$	17.517	0.011	9843.2	98.0
57145.523	$i_{P1}$	17.548	0.011	9564.7	98.3
57145.574	$i_{P1}$	17.538	0.011	9655.7	96.4
57145.586	$i_{P1}$	17.522	0.009	9799.2	83.1
57145.594	$i_{P1}$	17.497	0.009	10031.0	87.5
57145.605	$i_{P1}$	17.537	0.012	9666.8	105.4
57149.574	$i_{P1}$	16.794	0.012	19160.0	209.6
57155.535	$i_{P1}$	16.692	0.010	21038.0	196.1
57160.566	$i_{P1}$	16.834	0.011	18470.0	180.5
57166.414	$i_{P1}$	17.250	0.012	12594.0	136.2
57171.477	$i_{P1}$	17.459	0.014	10382.0	132.5
57178.480	$i_{P1}$	17.283	0.014	12213.0	158.6
57188.402	$i_{P1}$	17.411	0.014	10850.0	140.2
57198.387	$i_{P1}$	18.072	0.011	5902.4	59.2
57198.398	$i_{P1}$	18.051	0.011	6019.6	63.2

Table 2 (cont'd)

MJD	Filter	Magnitude <sup>1</sup>	Uncertainty	Flux <sup>2</sup>	Uncertainty
57198.410	<i>i</i> <sub>P1</sub>	18.027	0.011	6154.6	64.3
57198.422	<i>i</i> <sub>P1</sub>	18.085	0.014	5834.7	72.9
57199.348	<i>i</i> <sub>P1</sub>	18.116	0.017	5669.5	86.7
57149.574	<i>z</i> <sub>P1</sub>	16.923	0.017	17012.0	259.4
57155.535	<i>z</i> <sub>P1</sub>	16.713	0.013	20651.0	253.7
57160.566	<i>z</i> <sub>P1</sub>	16.893	0.015	17490.0	235.4
57166.414	<i>z</i> <sub>P1</sub>	17.152	0.017	13778.0	215.2
57171.477	<i>z</i> <sub>P1</sub>	17.209	0.015	13072.0	186.4
57178.480	<i>z</i> <sub>P1</sub>	17.193	0.017	13262.0	212.9
57188.402	<i>z</i> <sub>P1</sub>	17.334	0.017	11650.0	186.4
PS15aai					
57151.414	<i>g</i> <sub>P1</sub>	17.764	0.032	7838.5	231.2
57156.316	<i>g</i> <sub>P1</sub>	17.364	0.012	11331.0	129.0
57163.258	<i>g</i> <sub>P1</sub>	17.447	0.015	10497.0	149.3
57167.262	<i>g</i> <sub>P1</sub>	17.625	0.020	8916.0	161.9
57176.262	<i>g</i> <sub>P1</sub>	18.434	0.039	4231.6	150.5
57184.266	<i>g</i> <sub>P1</sub>	19.071	0.040	2353.1	86.4
57192.270	<i>g</i> <sub>P1</sub>	19.741	0.060	1269.0	70.6
57151.414	<i>r</i> <sub>P1</sub>	17.813	0.024	7496.9	163.2
57156.316	<i>r</i> <sub>P1</sub>	17.511	0.012	9902.9	109.3
57163.258	<i>r</i> <sub>P1</sub>	17.523	0.015	9790.8	131.5
57167.262	<i>r</i> <sub>P1</sub>	17.633	0.017	8849.7	134.8
57176.266	<i>r</i> <sub>P1</sub>	18.091	0.024	5802.2	129.0
57184.266	<i>r</i> <sub>P1</sub>	18.292	0.020	4820.5	90.0
57192.270	<i>r</i> <sub>P1</sub>	18.659	0.025	3439.9	79.7
57147.266	<i>i</i> <sub>P1</sub>	19.048	0.036	2403.9	79.3
57147.277	<i>i</i> <sub>P1</sub>	19.137	0.038	2213.1	77.1
57147.285	<i>i</i> <sub>P1</sub>	19.132	0.045	2224.6	92.0
57147.336	<i>i</i> <sub>P1</sub>	19.127	0.055	2235.0	112.8
57148.262	<i>i</i> <sub>P1</sub>	18.771	0.023	3102.0	65.1
57148.273	<i>i</i> <sub>P1</sub>	18.818	0.024	2970.9	65.1
57148.285	<i>i</i> <sub>P1</sub>	18.751	0.025	3158.3	72.3
57148.297	<i>i</i> <sub>P1</sub>	18.810	0.024	2993.1	65.9
57151.414	<i>i</i> <sub>P1</sub>	17.986	0.026	6391.3	155.5
57156.316	<i>i</i> <sub>P1</sub>	17.944	0.016	6642.6	99.1
57163.258	<i>i</i> <sub>P1</sub>	18.165	0.023	5419.8	114.2
57167.262	<i>i</i> <sub>P1</sub>	18.267	0.026	4932.8	119.1
57176.266	<i>i</i> <sub>P1</sub>	18.770	0.040	3103.7	114.6
57184.266	<i>i</i> <sub>P1</sub>	18.714	0.030	3270.0	88.9
57192.270	<i>i</i> <sub>P1</sub>	18.685	0.028	3356.6	85.8
57156.316	<i>z</i> <sub>P1</sub>	18.008	0.025	6261.9	145.2
57163.258	<i>z</i> <sub>P1</sub>	18.225	0.033	5128.1	156.0
57167.262	<i>z</i> <sub>P1</sub>	18.398	0.043	4375.0	171.5
57176.266	<i>z</i> <sub>P1</sub>	18.782	0.052	3070.1	145.8
57184.266	<i>z</i> <sub>P1</sub>	18.582	0.040	3690.2	136.8
57192.270	<i>z</i> <sub>P1</sub>	18.901	0.050	2752.0	127.6
PS15akf					
57163.320	<i>g</i> <sub>P1</sub>	18.303	0.024	4772.7	103.5
57164.266	<i>g</i> <sub>P1</sub>	18.338	0.027	4621.6	113.2
57168.258	<i>g</i> <sub>P1</sub>	18.459	0.031	4133.9	118.7
57176.270	<i>g</i> <sub>P1</sub>	19.257	0.091	1982.2	165.7
57181.262	<i>g</i> <sub>P1</sub>	19.940	0.076	1056.8	74.4
57189.297	<i>g</i> <sub>P1</sub>	20.367	0.119	713.2	78.5
57195.273	<i>g</i> <sub>P1</sub>	20.782	0.134	486.6	60.1
57197.270	<i>g</i> <sub>P1</sub>	20.844	0.235	459.6	99.4
57163.320	<i>r</i> <sub>P1</sub>	18.168	0.020	5405.7	97.1
57168.262	<i>r</i> <sub>P1</sub>	18.062	0.020	5958.5	110.4
57176.270	<i>r</i> <sub>P1</sub>	18.458	0.034	4138.8	127.8



Table 2 (cont'd)

MJD	Filter	Magnitude <sup>1</sup>	Uncertainty	Flux <sup>2</sup>	Uncertainty
57181.266	$r_{P1}$	18.758	0.029	3138.5	83.0
57189.297	$r_{P1}$	19.061	0.040	2373.7	88.0
57195.273	$r_{P1}$	19.654	0.046	1375.3	58.6
57197.273	$r_{P1}$	19.586	0.063	1464.8	84.7
57163.320	$i_{P1}$	18.586	0.028	3678.4	94.5
57164.266	$i_{P1}$	18.546	0.026	3815.1	93.1
57168.262	$i_{P1}$	18.508	0.028	3951.5	100.3
57176.270	$i_{P1}$	18.879	0.045	2807.3	117.2
57181.266	$i_{P1}$	18.899	0.033	2758.0	84.6
57189.297	$i_{P1}$	19.052	0.042	2393.4	92.5
57195.273	$i_{P1}$	19.423	0.043	1702.0	66.7
57197.273	$i_{P1}$	19.550	0.063	1513.2	87.5
57163.320	$z_{P1}$	18.948	0.047	2634.4	114.0
57168.262	$z_{P1}$	19.040	0.057	2420.0	127.6
57176.270	$z_{P1}$	19.382	0.084	1767.0	136.3
57181.266	$z_{P1}$	19.391	0.071	1752.5	114.9
57189.297	$z_{P1}$	19.224	0.068	2042.8	127.8
57195.273	$z_{P1}$	19.415	0.065	1713.8	103.2
57197.273	$z_{P1}$	19.889	0.122	1107.4	124.4
PS15asb					
57195.273	$g_{P1}$	17.732	0.019	8079.3	139.0
57203.270	$g_{P1}$	18.178	0.041	5355.1	200.4
57207.273	$g_{P1}$	18.493	0.031	4007.2	115.0
57215.270	$g_{P1}$	19.619	0.062	1420.3	81.3
57222.270	$g_{P1}$	20.296	0.103	761.5	72.0
57233.262	$g_{P1}$	20.122	0.225	893.9	185.3
57195.273	$r_{P1}$	17.730	0.014	8089.2	107.8
57203.270	$r_{P1}$	18.059	0.028	5974.5	152.8
57207.273	$r_{P1}$	18.207	0.022	5212.5	107.2
57215.270	$r_{P1}$	18.489	0.024	4022.1	90.0
57222.270	$r_{P1}$	19.014	0.035	2480.4	80.5
57233.262	$r_{P1}$	19.523	0.095	1552.2	135.3
57166.359	$i_{P1}$	>22.4		-2.9	35.5
57166.375	$i_{P1}$	>22.4		56.9	36.2
57166.387	$i_{P1}$	>22.5		30.5	32.4
57166.398	$i_{P1}$	>22.4		32.6	35.1
57195.273	$i_{P1}$	18.285	0.021	4850.8	95.4
57203.273	$i_{P1}$	18.756	0.051	3144.2	146.5
57203.375	$i_{P1}$	18.714	0.045	3268.1	134.6
57207.273	$i_{P1}$	18.933	0.037	2673.0	91.3
57215.270	$i_{P1}$	18.748	0.033	3168.2	96.3
57222.270	$i_{P1}$	18.947	0.038	2638.1	93.3
57233.262	$i_{P1}$	19.657	0.092	1372.1	115.8
57195.273	$z_{P1}$	18.386	0.033	4423.8	133.9
57203.273	$z_{P1}$	18.744	0.058	3178.7	169.1
57203.375	$z_{P1}$	18.767	0.062	3112.1	177.8
57207.273	$z_{P1}$	18.703	0.046	3301.3	141.0
57215.270	$z_{P1}$	18.913	0.054	2721.9	136.0
57222.270	$z_{P1}$	19.095	0.062	2302.5	132.3
57233.266	$z_{P1}$	20.064	0.172	942.8	149.2
PS15atx					
57192.270	$g_{P1}$	18.698	0.035	3317.0	107.3
57202.270	$g_{P1}$	19.276	0.082	1947.8	147.2
57206.270	$g_{P1}$	19.649	0.117	1382.2	148.4
57212.266	$g_{P1}$	20.732	0.222	509.5	104.3
57221.266	$g_{P1}$	20.740	0.337	505.6	156.9
57230.262	$g_{P1}$	>20.3		38.1	247.5
57192.273	$r_{P1}$	18.859	0.034	2861.4	90.1

Table 2 (cont'd)

MJD	Filter	Magnitude <sup>1</sup>	Uncertainty	Flux <sup>2</sup>	Uncertainty
57202.270	$r_{P1}$	19.062	0.053	2372.8	116.0
57206.270	$r_{P1}$	19.526	0.086	1547.0	122.0
57221.266	$r_{P1}$	19.990	0.170	1009.3	158.2
57230.262	$r_{P1}$	20.029	0.216	973.8	193.7
57192.273	$i_{P1}$	19.164	0.053	2159.4	104.8
57202.270	$i_{P1}$	19.648	0.084	1383.4	107.6
57206.270	$i_{P1}$	20.079	0.135	929.5	115.5
57212.270	$i_{P1}$	19.635	0.081	1400.1	104.6
57221.266	$i_{P1}$	20.653	0.355	547.9	179.4
57230.262	$i_{P1}$	20.547	0.314	604.5	174.8
57192.273	$z_{P1}$	19.590	0.098	1459.1	131.5
57202.270	$z_{P1}$	19.841	0.130	1157.6	138.4
57206.270	$z_{P1}$	19.649	0.128	1381.7	163.4
57212.270	$z_{P1}$	20.595	0.300	577.9	159.8
57221.266	$z_{P1}$	19.928	0.279	1068.3	274.3
57230.258	$z_{P1}$	>20.6		537.6	199.9
57230.262	$z_{P1}$	>20.4		-205.4	225.5
57234.258	$z_{P1}$	>20.1		355.6	302.3
PS15bbn					
57215.445	$g_{P1}$	17.052	0.012	15113.0	160.2
57222.406	$g_{P1}$	17.303	0.013	11988.0	147.7
57227.426	$g_{P1}$	17.532	0.014	9713.7	125.4
57231.426	$g_{P1}$	17.948	0.026	6621.4	159.4
57239.500	$g_{P1}$	18.611	0.054	3593.6	180.3
57251.379	$g_{P1}$	19.280	0.061	1940.3	108.7
57215.445	$r_{P1}$	17.078	0.010	14750.0	140.5
57222.406	$r_{P1}$	17.297	0.011	12054.0	123.3
57227.426	$r_{P1}$	17.550	0.015	9550.1	130.4
57231.426	$r_{P1}$	17.689	0.016	8403.4	125.7
57239.500	$r_{P1}$	17.867	0.022	7132.8	141.7
57251.379	$r_{P1}$	18.321	0.026	4694.4	112.7
57211.578	$i_{P1}$	17.785	0.010	7689.3	71.2
57211.586	$i_{P1}$	17.700	0.009	8316.0	72.1
57211.594	$i_{P1}$	17.785	0.010	7688.1	73.2
57211.602	$i_{P1}$	17.713	0.011	8219.6	84.8
57212.582	$i_{P1}$	17.866	0.010	7135.1	67.2
57212.590	$i_{P1}$	17.837	0.010	7329.0	66.1
57212.598	$i_{P1}$	17.754	0.010	7910.5	70.5
57212.605	$i_{P1}$	17.829	0.010	7388.7	67.3
57215.445	$i_{P1}$	17.720	0.015	8168.3	114.4
57222.406	$i_{P1}$	17.974	0.018	6460.3	109.5
57227.430	$i_{P1}$	18.448	0.023	4175.7	87.7
57231.426	$i_{P1}$	18.499	0.030	3985.3	108.9
57239.500	$i_{P1}$	18.340	0.032	4614.8	137.7
57251.379	$i_{P1}$	18.552	0.033	3793.6	115.9
57203.602	$z_{P1}$	18.011	0.018	6244.9	103.1
57203.609	$z_{P1}$	18.022	0.019	6180.6	106.2
57215.445	$z_{P1}$	17.717	0.020	8189.1	149.2
57222.406	$z_{P1}$	18.102	0.027	5744.1	144.7
57227.430	$z_{P1}$	18.239	0.026	5062.5	119.5
57231.426	$z_{P1}$	18.271	0.033	4914.6	151.3
57239.500	$z_{P1}$	18.399	0.048	4370.3	192.9
57251.379	$z_{P1}$	18.711	0.062	3279.0	186.5
PS15bdr					
57215.277	$g_{P1}$	18.521	0.027	3906.5	96.7
57222.266	$g_{P1}$	18.833	0.031	2929.7	83.3
57228.266	$g_{P1}$	19.530	0.112	1542.0	158.7
57228.270	$g_{P1}$	19.400	0.071	1738.5	113.7

Table 2 (cont'd)

MJD	Filter	Magnitude <sup>1</sup>	Uncertainty	Flux <sup>2</sup>	Uncertainty
57234.266	<i>g</i> <sub>P1</sub>	>20.3		414.7	257.1
57240.383	<i>g</i> <sub>P1</sub>	20.650	0.160	549.7	80.8
57250.328	<i>g</i> <sub>P1</sub>	>18.0		-2181.1	2134.4
57251.254	<i>g</i> <sub>P1</sub>	>21.6		117.1	77.1
57207.391	<i>r</i> <sub>P1</sub>	19.394	0.039	1747.0	62.6
57207.402	<i>r</i> <sub>P1</sub>	19.448	0.036	1662.0	55.0
57207.414	<i>r</i> <sub>P1</sub>	19.329	0.032	1855.7	55.4
57207.430	<i>r</i> <sub>P1</sub>	19.384	0.036	1763.1	58.8
57215.277	<i>r</i> <sub>P1</sub>	18.574	0.026	3720.4	87.8
57222.266	<i>r</i> <sub>P1</sub>	18.667	0.024	3414.1	75.7
57228.266	<i>r</i> <sub>P1</sub>	19.067	0.045	2361.7	98.9
57234.266	<i>r</i> <sub>P1</sub>	19.351	0.121	1817.3	202.5
57240.383	<i>r</i> <sub>P1</sub>	19.878	0.071	1118.6	73.4
57251.258	<i>r</i> <sub>P1</sub>	20.589	0.120	581.2	64.0
57198.336	<i>i</i> <sub>P1</sub>	>21.5		15.5	82.5
57198.348	<i>i</i> <sub>P1</sub>	>21.8		-86.1	64.1
57198.363	<i>i</i> <sub>P1</sub>	>22.0		-4.8	53.1
57198.375	<i>i</i> <sub>P1</sub>	>22.3		17.8	39.7
57199.285	<i>i</i> <sub>P1</sub>	>22.2		34.5	42.1
57199.301	<i>i</i> <sub>P1</sub>	>22.2		-21.4	42.1
57199.312	<i>i</i> <sub>P1</sub>	>22.3		-30.9	41.6
57199.324	<i>i</i> <sub>P1</sub>	>22.2		23.1	43.3
57215.277	<i>i</i> <sub>P1</sub>	18.974	0.035	2573.4	82.8
57222.266	<i>i</i> <sub>P1</sub>	19.117	0.036	2254.8	74.2
57228.270	<i>i</i> <sub>P1</sub>	19.824	0.086	1175.7	92.8
57233.281	<i>i</i> <sub>P1</sub>	19.555	0.039	1506.3	53.6
57233.293	<i>i</i> <sub>P1</sub>	19.606	0.042	1436.9	56.1
57233.305	<i>i</i> <sub>P1</sub>	19.505	0.037	1577.5	54.1
57233.316	<i>i</i> <sub>P1</sub>	19.484	0.036	1607.9	53.4
57234.266	<i>i</i> <sub>P1</sub>	19.635	0.120	1399.7	155.1
57240.383	<i>i</i> <sub>P1</sub>	19.811	0.086	1190.5	93.8
57251.258	<i>i</i> <sub>P1</sub>	20.525	0.124	616.7	70.5
57222.266	<i>z</i> <sub>P1</sub>	19.499	0.068	1585.7	99.5
57228.270	<i>z</i> <sub>P1</sub>	20.284	0.201	770.2	142.7
57234.266	<i>z</i> <sub>P1</sub>	19.817	0.128	1183.7	140.1
57240.383	<i>z</i> <sub>P1</sub>	19.627	0.103	1410.2	134.3
57251.258	<i>z</i> <sub>P1</sub>	20.445	0.189	664.0	115.7
PS15bif					
57227.422	<i>g</i> <sub>P1</sub>	18.738	0.041	3197.7	121.9
57229.445	<i>g</i> <sub>P1</sub>	18.651	0.042	3465.7	135.0
57231.422	<i>g</i> <sub>P1</sub>	18.538	0.050	3845.2	175.3
57237.418	<i>g</i> <sub>P1</sub>	18.715	0.052	3266.1	156.6
57243.379	<i>g</i> <sub>P1</sub>	18.839	0.049	2914.7	130.9
57255.363	<i>g</i> <sub>P1</sub>	20.479	0.203	643.1	120.3
57227.422	<i>r</i> <sub>P1</sub>	18.853	0.037	2875.6	98.4
57229.445	<i>r</i> <sub>P1</sub>	18.718	0.034	3257.8	101.8
57231.422	<i>r</i> <sub>P1</sub>	18.629	0.043	3535.1	139.0
57237.418	<i>r</i> <sub>P1</sub>	18.530	0.033	3872.9	116.4
57243.379	<i>r</i> <sub>P1</sub>	18.745	0.042	3176.1	123.2
57255.363	<i>r</i> <sub>P1</sub>	19.335	0.063	1844.9	106.9
57274.293	<i>r</i> <sub>P1</sub>	20.467	0.156	650.5	93.3
57227.422	<i>i</i> <sub>P1</sub>	19.013	0.043	2483.1	99.2
57229.445	<i>i</i> <sub>P1</sub>	18.963	0.045	2598.8	108.6
57230.426	<i>i</i> <sub>P1</sub>	18.978	0.028	2563.2	66.5
57230.438	<i>i</i> <sub>P1</sub>	18.977	0.027	2566.6	64.5
57230.449	<i>i</i> <sub>P1</sub>	18.953	0.027	2622.7	64.6
57230.457	<i>i</i> <sub>P1</sub>	18.893	0.030	2771.8	77.2
57231.422	<i>i</i> <sub>P1</sub>	19.022	0.052	2460.9	117.3

Table 2 (cont'd)

MJD	Filter	Magnitude <sup>1</sup>	Uncertainty	Flux <sup>2</sup>	Uncertainty
57237.418	<i>i</i> <sub>P1</sub>	19.076	0.055	2342.6	118.6
57243.379	<i>i</i> <sub>P1</sub>	19.185	0.061	2117.9	119.0
57255.363	<i>i</i> <sub>P1</sub>	19.452	0.076	1656.5	115.8
57274.293	<i>i</i> <sub>P1</sub>	19.855	0.108	1143.2	113.4
57231.422	<i>z</i> <sub>P1</sub>	19.195	0.080	2098.2	155.3
57237.418	<i>z</i> <sub>P1</sub>	19.613	0.106	1428.3	140.0
57243.383	<i>z</i> <sub>P1</sub>	19.841	0.176	1157.2	187.9
57255.363	<i>z</i> <sub>P1</sub>	19.925	0.162	1071.6	160.1
57274.293	<i>z</i> <sub>P1</sub>	20.578	0.277	587.3	149.6
PS15bjg					
57226.602	<i>g</i> <sub>P1</sub>	20.148	0.098	872.3	78.5
57229.496	<i>g</i> <sub>P1</sub>	19.410	0.051	1721.9	80.4
57234.477	<i>g</i> <sub>P1</sub>	18.719	0.072	3252.5	217.2
57240.488	<i>g</i> <sub>P1</sub>	18.439	0.045	4209.4	173.3
57248.535	<i>g</i> <sub>P1</sub>	18.914	0.048	2718.6	120.4
57271.484	<i>g</i> <sub>P1</sub>	20.847	0.176	458.2	74.4
57226.602	<i>r</i> <sub>P1</sub>	20.561	0.151	596.3	82.9
57229.496	<i>r</i> <sub>P1</sub>	19.372	0.046	1783.3	76.2
57234.477	<i>r</i> <sub>P1</sub>	18.783	0.050	3066.2	141.5
57240.492	<i>r</i> <sub>P1</sub>	18.527	0.041	3883.1	147.6
57248.535	<i>r</i> <sub>P1</sub>	18.957	0.034	2612.6	81.3
57271.484	<i>r</i> <sub>P1</sub>	20.007	0.077	994.0	70.7
57226.602	<i>i</i> <sub>P1</sub>	20.526	0.134	615.8	76.1
57229.453	<i>i</i> <sub>P1</sub>	19.473	0.029	1624.6	44.1
57229.465	<i>i</i> <sub>P1</sub>	19.554	0.030	1507.6	42.0
57229.477	<i>i</i> <sub>P1</sub>	19.511	0.029	1569.0	42.1
57229.488	<i>i</i> <sub>P1</sub>	19.542	0.031	1525.4	42.9
57229.496	<i>i</i> <sub>P1</sub>	19.440	0.055	1674.9	85.3
57234.477	<i>i</i> <sub>P1</sub>	19.182	0.068	2125.0	132.5
57240.492	<i>i</i> <sub>P1</sub>	18.897	0.060	2761.2	153.1
57242.523	<i>i</i> <sub>P1</sub>	18.896	0.024	2764.8	61.9
57242.535	<i>i</i> <sub>P1</sub>	19.030	0.030	2442.6	67.0
57242.547	<i>i</i> <sub>P1</sub>	18.925	0.028	2692.1	69.0
57242.559	<i>i</i> <sub>P1</sub>	18.904	0.027	2745.3	68.9
57248.535	<i>i</i> <sub>P1</sub>	19.468	0.052	1631.9	78.7
57271.484	<i>i</i> <sub>P1</sub>	20.146	0.095	873.8	76.5
57205.598	<i>z</i> <sub>P1</sub>	>21.8		-8.0	63.2
57205.605	<i>z</i> <sub>P1</sub>	>21.8		1.4	64.1
57234.477	<i>z</i> <sub>P1</sub>	18.904	0.068	2742.9	171.3
57240.492	<i>z</i> <sub>P1</sub>	19.307	0.130	1892.9	226.2
57248.535	<i>z</i> <sub>P1</sub>	19.713	0.097	1302.7	115.9
57271.535	<i>z</i> <sub>P1</sub>	20.340	0.217	731.4	146.2
PS15br					
57262.418	<i>g</i> <sub>P1</sub>	17.272	0.028	12338.0	321.4
57271.480	<i>g</i> <sub>P1</sub>	17.784	0.018	7698.1	129.9
57276.453	<i>g</i> <sub>P1</sub>	18.301	0.026	4783.0	115.2
57284.500	<i>g</i> <sub>P1</sub>	18.946	0.055	2639.3	132.6
57298.359	<i>g</i> <sub>P1</sub>	19.777	0.101	1227.8	114.5
57308.305	<i>g</i> <sub>P1</sub>	20.466	0.156	651.1	93.4
57262.418	<i>r</i> <sub>P1</sub>	17.398	0.024	10984.0	241.9
57271.480	<i>r</i> <sub>P1</sub>	17.699	0.015	8323.0	114.5
57276.453	<i>r</i> <sub>P1</sub>	18.076	0.019	5884.2	103.1
57284.500	<i>r</i> <sub>P1</sub>	18.145	0.026	5518.5	129.6
57298.359	<i>r</i> <sub>P1</sub>	18.814	0.036	2979.9	98.8
57308.305	<i>r</i> <sub>P1</sub>	19.309	0.057	1890.2	98.6
57262.422	<i>i</i> <sub>P1</sub>	18.094	0.039	5785.3	207.1
57271.480	<i>i</i> <sub>P1</sub>	18.453	0.025	4157.0	94.9
57276.453	<i>i</i> <sub>P1</sub>	18.546	0.029	3816.8	101.3

Table 2 (cont'd)

MJD	Filter	Magnitude <sup>1</sup>	Uncertainty	Flux <sup>2</sup>	Uncertainty
57284.500	<i>i</i> <sub>P1</sub>	18.565	0.035	3749.2	122.3
57298.363	<i>i</i> <sub>P1</sub>	18.928	0.046	2684.6	114.9
57308.305	<i>i</i> <sub>P1</sub>	19.260	0.064	1977.0	116.5
57244.605	<i>z</i> <sub>P1</sub>	19.560	0.062	1499.5	85.5
57244.613	<i>z</i> <sub>P1</sub>	19.495	0.054	1592.4	79.9
57262.422	<i>z</i> <sub>P1</sub>	18.149	0.050	5500.8	251.8
57271.480	<i>z</i> <sub>P1</sub>	18.761	0.045	3129.5	129.2
57276.453	<i>z</i> <sub>P1</sub>	18.800	0.051	3018.9	141.2
57284.500	<i>z</i> <sub>P1</sub>	18.706	0.053	3293.0	159.8
57298.363	<i>z</i> <sub>P1</sub>	19.066	0.074	2364.1	161.7
57308.305	<i>z</i> <sub>P1</sub>	19.667	0.134	1358.4	167.1
PS15bsq					
57255.504	<i>g</i> <sub>P1</sub>	16.900	0.011	17381.0	179.9
57262.422	<i>g</i> <sub>P1</sub>	16.560	0.016	23777.0	357.6
57271.484	<i>g</i> <sub>P1</sub>	16.835	0.010	18445.0	171.5
57276.449	<i>g</i> <sub>P1</sub>	17.196	0.013	13235.0	161.0
57284.504	<i>g</i> <sub>P1</sub>	17.919	0.019	6799.3	122.0
57297.336	<i>g</i> <sub>P1</sub>	18.867	0.049	2839.2	128.3
57255.504	<i>r</i> <sub>P1</sub>	16.996	0.010	15905.0	147.8
57262.422	<i>r</i> <sub>P1</sub>	16.708	0.014	20734.0	275.5
57271.484	<i>r</i> <sub>P1</sub>	16.875	0.009	17784.0	144.7
57276.449	<i>r</i> <sub>P1</sub>	17.185	0.012	13365.0	144.2
57284.504	<i>r</i> <sub>P1</sub>	17.390	0.012	11064.0	126.4
57297.336	<i>r</i> <sub>P1</sub>	17.945	0.020	6638.2	122.1
57255.504	<i>i</i> <sub>P1</sub>	17.348	0.014	11505.0	148.6
57262.426	<i>i</i> <sub>P1</sub>	17.320	0.021	11805.0	228.2
57271.484	<i>i</i> <sub>P1</sub>	17.613	0.015	9011.7	126.0
57276.453	<i>i</i> <sub>P1</sub>	18.026	0.020	6162.9	115.4
57284.508	<i>i</i> <sub>P1</sub>	17.883	0.018	7028.1	117.8
57297.336	<i>i</i> <sub>P1</sub>	18.039	0.021	6089.3	116.5
57324.270	<i>i</i> <sub>P1</sub>	19.400	0.048	1737.9	77.2
57324.281	<i>i</i> <sub>P1</sub>	19.327	0.037	1857.9	63.5
57324.305	<i>i</i> <sub>P1</sub>	19.275	0.037	1950.7	67.0
57243.621	<i>z</i> <sub>P1</sub>	>21.5		112.2	84.5
57243.629	<i>z</i> <sub>P1</sub>	>21.4		-46.9	93.0
57262.426	<i>z</i> <sub>P1</sub>	17.379	0.026	11177.0	268.7
57271.484	<i>z</i> <sub>P1</sub>	17.737	0.023	8039.5	169.7
57276.453	<i>z</i> <sub>P1</sub>	17.916	0.026	6819.6	165.8
57284.508	<i>z</i> <sub>P1</sub>	17.865	0.025	7141.7	163.2
57297.336	<i>z</i> <sub>P1</sub>	18.058	0.029	5981.2	159.9
PS15bst					
57262.418	<i>g</i> <sub>P1</sub>	18.631	0.086	3528.4	278.6
57271.480	<i>g</i> <sub>P1</sub>	18.949	0.039	2632.3	93.9
57276.449	<i>g</i> <sub>P1</sub>	19.333	0.056	1848.2	96.1
57284.496	<i>g</i> <sub>P1</sub>	20.148	0.164	872.5	131.8
57297.332	<i>g</i> <sub>P1</sub>	20.845	0.256	459.2	108.1
57307.305	<i>g</i> <sub>P1</sub>	21.098	0.292	363.7	97.8
57262.418	<i>r</i> <sub>P1</sub>	18.621	0.063	3562.4	208.1
57271.480	<i>r</i> <sub>P1</sub>	18.836	0.034	2920.6	92.1
57276.449	<i>r</i> <sub>P1</sub>	19.221	0.046	2050.2	86.3
57284.496	<i>r</i> <sub>P1</sub>	19.205	0.064	2080.5	123.4
57297.332	<i>r</i> <sub>P1</sub>	19.867	0.094	1130.7	98.3
57307.305	<i>r</i> <sub>P1</sub>	20.250	0.122	794.6	88.9
57262.418	<i>i</i> <sub>P1</sub>	19.192	0.104	2104.2	201.3
57271.480	<i>i</i> <sub>P1</sub>	19.280	0.049	1941.7	87.7
57276.449	<i>i</i> <sub>P1</sub>	19.834	0.084	1164.8	89.7
57284.496	<i>i</i> <sub>P1</sub>	19.819	0.109	1180.9	119.1
57297.332	<i>i</i> <sub>P1</sub>	19.945	0.101	1052.1	98.1

Table 2 (cont'd)

MJD	Filter	Magnitude <sup>1</sup>	Uncertainty	Flux <sup>2</sup>	Uncertainty
57307.305	<i>i</i> <sub>P1</sub>	20.383	0.167	703.0	108.4
57242.617	<i>z</i> <sub>P1</sub>	>20.9		207.9	141.4
57244.609	<i>z</i> <sub>P1</sub>	21.040	0.234	383.7	82.8
57244.617	<i>z</i> <sub>P1</sub>	21.221	0.322	324.7	96.4
57262.418	<i>z</i> <sub>P1</sub>	19.503	0.163	1580.4	237.6
57271.484	<i>z</i> <sub>P1</sub>	19.848	0.113	1150.5	119.8
57276.449	<i>z</i> <sub>P1</sub>	20.196	0.152	835.0	116.6
57284.496	<i>z</i> <sub>P1</sub>	19.960	0.175	1037.2	167.6
57297.332	<i>z</i> <sub>P1</sub>	20.059	0.165	947.2	143.9
57307.305	<i>z</i> <sub>P1</sub>	20.484	0.264	640.2	155.9
PS15bwh					
57276.445	<i>g</i> <sub>P1</sub>	17.898	0.020	6930.8	130.3
57284.492	<i>g</i> <sub>P1</sub>	18.076	0.033	5884.7	181.0
57288.422	<i>g</i> <sub>P1</sub>	18.290	0.032	4831.1	144.4
57298.359	<i>g</i> <sub>P1</sub>	19.083	0.055	2328.0	117.0
57307.301	<i>g</i> <sub>P1</sub>	19.755	0.078	1253.1	90.3
57315.301	<i>g</i> <sub>P1</sub>	19.985	0.153	1013.9	143.2
57271.445	<i>r</i> <sub>P1</sub>	18.358	0.012	4536.0	51.5
57271.453	<i>r</i> <sub>P1</sub>	18.375	0.012	4468.0	51.2
57271.465	<i>r</i> <sub>P1</sub>	18.377	0.012	4459.6	50.9
57271.473	<i>r</i> <sub>P1</sub>	18.388	0.012	4415.3	49.0
57276.449	<i>r</i> <sub>P1</sub>	18.022	0.019	6182.1	109.4
57284.496	<i>r</i> <sub>P1</sub>	18.053	0.026	6011.7	145.4
57288.422	<i>r</i> <sub>P1</sub>	18.228	0.025	5114.3	118.1
57298.359	<i>r</i> <sub>P1</sub>	18.639	0.034	3501.4	108.6
57307.301	<i>r</i> <sub>P1</sub>	19.043	0.036	2414.0	80.7
57315.301	<i>r</i> <sub>P1</sub>	19.364	0.067	1796.3	111.3
57276.449	<i>i</i> <sub>P1</sub>	18.566	0.030	3747.0	105.2
57284.496	<i>i</i> <sub>P1</sub>	18.783	0.053	3068.6	149.0
57288.422	<i>i</i> <sub>P1</sub>	18.854	0.036	2873.9	95.6
57298.359	<i>i</i> <sub>P1</sub>	19.432	0.072	1687.0	112.4
57307.301	<i>i</i> <sub>P1</sub>	19.233	0.047	2027.4	87.2
57315.301	<i>i</i> <sub>P1</sub>	19.486	0.088	1606.0	130.5
57276.449	<i>z</i> <sub>P1</sub>	18.680	0.047	3371.5	145.2
57284.496	<i>z</i> <sub>P1</sub>	18.990	0.087	2535.1	204.0
57288.422	<i>z</i> <sub>P1</sub>	19.525	0.081	1548.9	115.3
57298.359	<i>z</i> <sub>P1</sub>	19.817	0.137	1183.3	148.8
57307.301	<i>z</i> <sub>P1</sub>	19.718	0.119	1296.3	142.5
57315.301	<i>z</i> <sub>P1</sub>	19.489	0.137	1601.3	201.7
PS15bzz					
57284.504	<i>g</i> <sub>P1</sub>	18.530	0.030	3873.7	107.5
57288.426	<i>g</i> <sub>P1</sub>	18.632	0.033	3524.6	106.4
57297.336	<i>g</i> <sub>P1</sub>	19.345	0.073	1827.3	122.7
57305.332	<i>g</i> <sub>P1</sub>	20.295	0.134	762.3	94.0
57308.406	<i>g</i> <sub>P1</sub>	20.131	0.129	886.6	105.6
57314.422	<i>g</i> <sub>P1</sub>	21.007	0.238	395.6	86.7
57324.359	<i>g</i> <sub>P1</sub>	>21.0		317.4	137.4
57284.504	<i>r</i> <sub>P1</sub>	18.568	0.027	3738.9	93.2
57288.426	<i>r</i> <sub>P1</sub>	18.550	0.024	3802.2	85.7
57297.336	<i>r</i> <sub>P1</sub>	19.191	0.050	2107.4	97.3
57305.336	<i>r</i> <sub>P1</sub>	19.319	0.049	1873.0	84.9
57308.406	<i>r</i> <sub>P1</sub>	19.703	0.075	1314.3	91.3
57314.422	<i>r</i> <sub>P1</sub>	20.038	0.094	965.8	83.9
57324.363	<i>r</i> <sub>P1</sub>	20.675	0.218	536.9	107.6
57284.504	<i>i</i> <sub>P1</sub>	19.015	0.039	2477.8	89.6
57288.426	<i>i</i> <sub>P1</sub>	18.924	0.036	2694.7	89.5
57297.336	<i>i</i> <sub>P1</sub>	19.536	0.064	1533.5	90.9
57305.336	<i>i</i> <sub>P1</sub>	19.570	0.067	1485.8	92.3

Table 2 (cont'd)

MJD	Filter	Magnitude <sup>1</sup>	Uncertainty	Flux <sup>2</sup>	Uncertainty
57308.406	<i>i</i> <sub>P1</sub>	19.449	0.068	1661.1	103.3
57314.422	<i>i</i> <sub>P1</sub>	19.706	0.084	1310.9	101.4
57324.324	<i>i</i> <sub>P1</sub>	20.361	0.104	717.2	68.6
57324.336	<i>i</i> <sub>P1</sub>	20.348	0.095	726.0	63.5
57324.348	<i>i</i> <sub>P1</sub>	20.233	0.083	806.8	61.5
57324.359	<i>i</i> <sub>P1</sub>	20.455	0.102	657.5	61.6
57324.363	<i>i</i> <sub>P1</sub>	20.375	0.151	708.0	98.4
57354.262	<i>i</i> <sub>P1</sub>	21.251	0.222	316.1	64.6
57354.277	<i>i</i> <sub>P1</sub>	21.311	0.328	299.0	90.3
57354.289	<i>i</i> <sub>P1</sub>	>21.4		198.6	93.5
57354.301	<i>i</i> <sub>P1</sub>	20.972	0.261	408.6	98.4
57288.426	<i>z</i> <sub>P1</sub>	19.407	0.065	1726.1	103.6
57297.336	<i>z</i> <sub>P1</sub>	19.945	0.132	1052.1	127.5
57305.336	<i>z</i> <sub>P1</sub>	19.887	0.138	1110.0	141.4
57308.406	<i>z</i> <sub>P1</sub>	19.897	0.166	1100.0	168.1
57314.422	<i>z</i> <sub>P1</sub>	19.759	0.132	1248.4	151.3
57324.363	<i>z</i> <sub>P1</sub>	20.189	0.188	840.2	145.5
PS15cfn					
57305.285	<i>g</i> <sub>P1</sub>	19.032	0.049	2438.4	110.0
57307.301	<i>g</i> <sub>P1</sub>	19.085	0.053	2322.6	113.5
57313.320	<i>g</i> <sub>P1</sub>	19.096	0.060	2298.6	127.3
57320.254	<i>g</i> <sub>P1</sub>	19.011	0.098	2487.4	224.7
57325.277	<i>g</i> <sub>P1</sub>	19.680	0.171	1343.2	211.2
57327.230	<i>g</i> <sub>P1</sub>	19.929	0.098	1067.8	96.4
57334.203	<i>g</i> <sub>P1</sub>	19.965	0.219	1033.0	208.4
57353.203	<i>g</i> <sub>P1</sub>	>20.4		248.7	234.9
57297.340	<i>r</i> <sub>P1</sub>	20.130	0.063	886.9	51.5
57297.352	<i>r</i> <sub>P1</sub>	20.166	0.069	858.2	54.4
57297.363	<i>r</i> <sub>P1</sub>	20.136	0.066	882.3	53.4
57297.375	<i>r</i> <sub>P1</sub>	20.016	0.056	985.2	50.4
57305.285	<i>r</i> <sub>P1</sub>	19.205	0.049	2079.1	94.1
57307.301	<i>r</i> <sub>P1</sub>	19.065	0.040	2366.4	87.1
57313.320	<i>r</i> <sub>P1</sub>	19.106	0.056	2277.3	117.5
57320.254	<i>r</i> <sub>P1</sub>	19.270	0.075	1959.5	135.9
57325.277	<i>r</i> <sub>P1</sub>	19.291	0.180	1922.1	318.6
57327.230	<i>r</i> <sub>P1</sub>	19.917	0.085	1079.9	85.0
57334.207	<i>r</i> <sub>P1</sub>	20.197	0.234	834.0	180.0
57353.203	<i>r</i> <sub>P1</sub>	>20.4		520.0	227.3
57297.289	<i>i</i> <sub>P1</sub>	20.480	0.085	642.9	50.4
57297.301	<i>i</i> <sub>P1</sub>	20.318	0.063	746.4	43.1
57297.312	<i>i</i> <sub>P1</sub>	20.319	0.072	745.5	49.3
57297.324	<i>i</i> <sub>P1</sub>	20.381	0.087	704.3	56.3
57298.309	<i>i</i> <sub>P1</sub>	20.040	0.053	964.1	46.6
57298.320	<i>i</i> <sub>P1</sub>	20.117	0.069	898.2	56.7
57298.332	<i>i</i> <sub>P1</sub>	19.988	0.065	1011.4	60.8
57298.348	<i>i</i> <sub>P1</sub>	20.157	0.076	865.1	60.3
57305.285	<i>i</i> <sub>P1</sub>	19.561	0.070	1497.8	96.9
57307.301	<i>i</i> <sub>P1</sub>	19.477	0.075	1618.7	111.3
57313.320	<i>i</i> <sub>P1</sub>	19.524	0.089	1550.9	127.6
57320.254	<i>i</i> <sub>P1</sub>	19.917	0.127	1079.4	125.9
57325.281	<i>i</i> <sub>P1</sub>	>19.3		955.0	615.1
57327.230	<i>i</i> <sub>P1</sub>	20.050	0.114	955.3	100.1
57334.207	<i>i</i> <sub>P1</sub>	20.211	0.304	823.3	230.7
57353.203	<i>i</i> <sub>P1</sub>	20.328	0.328	739.1	223.1
57307.301	<i>z</i> <sub>P1</sub>	19.811	0.128	1190.2	140.4
57313.320	<i>z</i> <sub>P1</sub>	20.076	0.232	932.0	198.9
57320.254	<i>z</i> <sub>P1</sub>	>20.7		453.8	181.3
57325.281	<i>z</i> <sub>P1</sub>	>18.7		1177.0	1132.7

Table 2 (cont'd)

MJD	Filter	Magnitude <sup>1</sup>	Uncertainty	Flux <sup>2</sup>	Uncertainty
57327.230	$z_{P1}$	>21.0		397.8	138.9
57334.207	$z_{P1}$	>20.2		407.4	277.7
57353.195	$z_{P1}$	>20.1		725.0	311.5
57353.203	$z_{P1}$	>20.0		227.0	322.6
57353.203	$z_{P1}$	20.028	0.268	974.1	240.9
PS15cge					
57313.316	$g_{P1}$	19.409	0.084	1723.4	133.3
57323.207	$g_{P1}$	>20.3		690.0	262.1
57329.316	$g_{P1}$	20.354	0.129	721.7	85.4
57343.250	$g_{P1}$	>21.1		314.1	116.0
57351.285	$g_{P1}$	>20.4		39.7	225.3
57313.316	$r_{P1}$	19.119	0.054	2250.7	111.9
57323.207	$r_{P1}$	19.575	0.199	1479.5	270.6
57329.316	$r_{P1}$	19.858	0.076	1139.3	79.4
57343.254	$r_{P1}$	20.369	0.149	712.0	97.8
57351.285	$r_{P1}$	>20.7		240.9	180.3
57288.340	$i_{P1}$	>22.3		-7.6	41.6
57288.352	$i_{P1}$	>22.3		58.9	41.4
57288.359	$i_{P1}$	>22.3		0.1	41.2
57288.371	$i_{P1}$	>22.2		-140.7	45.7
57307.305	$i_{P1}$	19.450	0.071	1660.2	108.4
57313.316	$i_{P1}$	19.447	0.074	1663.7	113.1
57315.262	$i_{P1}$	19.421	0.043	1704.4	67.5
57315.273	$i_{P1}$	19.543	0.052	1522.8	72.3
57315.281	$i_{P1}$	19.581	0.048	1470.9	64.5
57315.293	$i_{P1}$	19.527	0.043	1546.4	61.1
57316.266	$i_{P1}$	19.556	0.053	1505.8	72.9
57316.273	$i_{P1}$	19.556	0.047	1505.0	64.9
57316.285	$i_{P1}$	19.579	0.057	1473.3	77.6
57316.297	$i_{P1}$	19.588	0.052	1462.0	69.9
57323.207	$i_{P1}$	20.014	0.193	987.5	175.2
57329.316	$i_{P1}$	19.936	0.089	1060.7	87.0
57343.254	$i_{P1}$	20.011	0.123	990.0	112.2
57351.285	$i_{P1}$	19.736	0.315	1275.6	369.9
57307.309	$z_{P1}$	19.728	0.144	1284.8	170.3
57313.316	$z_{P1}$	19.989	0.187	1010.4	173.7
57323.211	$z_{P1}$	20.220	0.304	816.3	228.7
57329.316	$z_{P1}$	20.310	0.222	751.4	153.7
57343.254	$z_{P1}$	20.586	0.324	583.0	174.2
57351.285	$z_{P1}$	>19.1		2060.2	758.1
PS15cku					
57316.395	$g_{P1}$	16.014	0.008	39305.0	294.8
57324.363	$g_{P1}$	16.106	0.010	36116.0	321.1
57330.250	$g_{P1}$	16.314	0.011	29807.0	293.1
57343.344	$g_{P1}$	17.511	0.022	9896.3	202.2
57354.305	$g_{P1}$	18.290	0.057	4828.6	255.4
57361.301	$g_{P1}$	18.541	0.035	3831.9	122.4
57316.395	$r_{P1}$	16.085	0.007	36828.0	236.2
57324.363	$r_{P1}$	16.120	0.007	35649.0	226.0
57330.250	$r_{P1}$	16.417	0.010	27119.0	248.6
57343.344	$r_{P1}$	16.834	0.011	18474.0	190.1
57354.305	$r_{P1}$	17.265	0.025	12415.0	283.0
57361.301	$r_{P1}$	17.629	0.016	8882.5	132.7
57316.395	$i_{P1}$	16.556	0.010	23850.0	230.2
57316.398	$i_{P1}$	16.514	0.006	24801.0	142.2
57316.410	$i_{P1}$	16.505	0.005	25012.0	125.3
57316.422	$i_{P1}$	16.482	0.005	25531.0	125.7
57316.434	$i_{P1}$	16.465	0.005	25938.0	113.2



Table 2 (cont'd)

MJD	Filter	Magnitude <sup>1</sup>	Uncertainty	Flux <sup>2</sup>	Uncertainty
57318.457	<i>i</i> <sub>P1</sub>	16.558	0.006	23823.0	129.9
57318.469	<i>i</i> <sub>P1</sub>	16.547	0.005	24063.0	113.7
57318.477	<i>i</i> <sub>P1</sub>	16.515	0.005	24770.0	118.2
57318.488	<i>i</i> <sub>P1</sub>	16.509	0.005	24920.0	124.6
57318.496	<i>i</i> <sub>P1</sub>	16.559	0.006	23786.0	127.6
57324.363	<i>i</i> <sub>P1</sub>	16.751	0.011	19942.0	195.1
57328.410	<i>i</i> <sub>P1</sub>	17.098	0.007	14486.0	93.5
57328.422	<i>i</i> <sub>P1</sub>	17.057	0.007	15039.0	92.9
57328.434	<i>i</i> <sub>P1</sub>	17.002	0.007	15821.0	98.2
57328.449	<i>i</i> <sub>P1</sub>	16.987	0.007	16036.0	96.9
57330.250	<i>i</i> <sub>P1</sub>	17.148	0.017	13833.0	220.7
57343.344	<i>i</i> <sub>P1</sub>	17.227	0.017	12857.0	199.2
57354.305	<i>i</i> <sub>P1</sub>	17.348	0.027	11499.0	286.5
57354.312	<i>i</i> <sub>P1</sub>	17.345	0.019	11532.0	202.2
57354.324	<i>i</i> <sub>P1</sub>	17.324	0.014	11759.0	155.6
57354.336	<i>i</i> <sub>P1</sub>	17.346	0.018	11524.0	192.5
57354.348	<i>i</i> <sub>P1</sub>	17.345	0.015	11534.0	164.6
57361.301	<i>i</i> <sub>P1</sub>	17.830	0.019	7379.2	128.9
57380.277	<i>i</i> <sub>P1</sub>	18.596	0.023	3644.9	76.5
57380.285	<i>i</i> <sub>P1</sub>	18.686	0.028	3355.6	87.2
57380.297	<i>i</i> <sub>P1</sub>	18.654	0.038	3454.0	120.1
57380.309	<i>i</i> <sub>P1</sub>	18.723	0.035	3242.3	104.5
57324.363	<i>z</i> <sub>P1</sub>	16.791	0.016	19215.0	275.6
57330.254	<i>z</i> <sub>P1</sub>	17.072	0.024	14830.0	321.4
57343.344	<i>z</i> <sub>P1</sub>	17.104	0.021	14399.0	276.4
57354.309	<i>z</i> <sub>P1</sub>	17.334	0.033	11647.0	358.3
57361.301	<i>z</i> <sub>P1</sub>	17.913	0.026	6833.8	165.6
57392.211	<i>z</i> <sub>P1</sub>	19.844	0.117	1154.3	124.8
PS15cms					
57323.633	<i>g</i> <sub>P1</sub>	18.048	0.041	6038.7	228.7
57334.641	<i>g</i> <sub>P1</sub>	18.313	0.037	4727.2	161.6
57342.625	<i>g</i> <sub>P1</sub>	18.933	0.053	2671.1	130.7
57349.637	<i>g</i> <sub>P1</sub>	19.557	0.065	1503.6	89.7
57362.598	<i>g</i> <sub>P1</sub>	20.348	0.119	725.7	79.3
57379.641	<i>g</i> <sub>P1</sub>	21.101	0.296	362.9	98.9
57323.633	<i>r</i> <sub>P1</sub>	18.111	0.029	5697.6	151.3
57334.641	<i>r</i> <sub>P1</sub>	18.253	0.032	4998.9	146.2
57342.625	<i>r</i> <sub>P1</sub>	18.690	0.047	3341.1	143.4
57349.637	<i>r</i> <sub>P1</sub>	18.836	0.035	2920.4	93.8
57362.562	<i>r</i> <sub>P1</sub>	19.316	0.027	1876.8	46.7
57362.574	<i>r</i> <sub>P1</sub>	19.357	0.026	1808.0	44.1
57362.586	<i>r</i> <sub>P1</sub>	19.407	0.026	1725.9	41.3
57362.598	<i>r</i> <sub>P1</sub>	19.337	0.044	1842.2	74.6
57362.598	<i>r</i> <sub>P1</sub>	19.440	0.028	1675.1	42.7
57379.641	<i>r</i> <sub>P1</sub>	20.085	0.102	924.5	87.2
57298.629	<i>i</i> <sub>P1</sub>	>21.1		96.8	125.5
57308.613	<i>i</i> <sub>P1</sub>	21.023	0.259	389.8	92.8
57312.621	<i>i</i> <sub>P1</sub>	19.848	0.062	1150.4	65.9
57313.617	<i>i</i> <sub>P1</sub>	19.540	0.045	1527.5	62.7
57316.605	<i>i</i> <sub>P1</sub>	18.880	0.027	2806.2	69.1
57317.625	<i>i</i> <sub>P1</sub>	18.721	0.025	3247.7	73.9
57320.605	<i>i</i> <sub>P1</sub>	18.525	0.016	3891.7	56.8
57323.633	<i>i</i> <sub>P1</sub>	18.517	0.038	3918.5	136.3
57334.641	<i>i</i> <sub>P1</sub>	18.776	0.058	3088.8	165.4
57342.625	<i>i</i> <sub>P1</sub>	19.188	0.077	2112.3	149.7
57349.637	<i>i</i> <sub>P1</sub>	19.162	0.046	2163.5	91.5
57353.562	<i>i</i> <sub>P1</sub>	19.226	0.081	2039.4	152.1
57353.574	<i>i</i> <sub>P1</sub>	19.105	0.066	2281.0	138.0

Table 2 (cont'd)

MJD	Filter	Magnitude <sup>1</sup>	Uncertainty	Flux <sup>2</sup>	Uncertainty
57353.586	<i>i</i> <sub>P1</sub>	19.125	0.046	2238.8	95.1
57353.602	<i>i</i> <sub>P1</sub>	19.100	0.047	2291.0	100.1
57362.602	<i>i</i> <sub>P1</sub>	19.228	0.044	2037.0	82.6
57379.645	<i>i</i> <sub>P1</sub>	20.255	0.115	790.6	83.8
57297.641	<i>z</i> <sub>P1</sub>	>20.4		474.4	237.2
57310.637	<i>z</i> <sub>P1</sub>	20.678	0.207	535.5	102.0
57316.637	<i>z</i> <sub>P1</sub>	19.160	0.056	2167.7	111.2
57319.641	<i>z</i> <sub>P1</sub>	18.712	0.034	3274.6	102.7
57323.633	<i>z</i> <sub>P1</sub>	18.649	0.060	3471.6	192.2
57334.641	<i>z</i> <sub>P1</sub>	19.464	0.174	1637.7	262.8
57342.625	<i>z</i> <sub>P1</sub>	19.566	0.140	1491.0	192.3
57349.637	<i>z</i> <sub>P1</sub>	19.487	0.091	1603.3	133.9
57362.602	<i>z</i> <sub>P1</sub>	19.400	0.078	1738.0	125.6
57379.645	<i>z</i> <sub>P1</sub>	20.423	0.191	677.6	119.4
57394.668	<i>z</i> <sub>P1</sub>	>21.4		257.9	92.0
57394.668	<i>z</i> <sub>P1</sub>	20.359	0.124	718.4	82.3
PS15cwx					
57349.477	<i>g</i> <sub>P1</sub>	16.918	0.015	17095.0	240.5
57356.449	<i>g</i> <sub>P1</sub>	17.246	0.018	12637.0	210.4
57359.402	<i>g</i> <sub>P1</sub>	17.536	0.015	9670.3	136.7
57364.445	<i>g</i> <sub>P1</sub>	18.079	0.022	5867.5	117.8
57387.363	<i>g</i> <sub>P1</sub>	19.810	0.106	1191.0	116.0
57398.348	<i>g</i> <sub>P1</sub>	19.859	0.157	1139.0	164.5
57349.477	<i>r</i> <sub>P1</sub>	16.903	0.012	17337.0	187.9
57356.449	<i>r</i> <sub>P1</sub>	17.176	0.014	13480.0	170.8
57359.402	<i>r</i> <sub>P1</sub>	17.343	0.012	11556.0	124.2
57359.457	<i>r</i> <sub>P1</sub>	17.359	0.007	11389.0	75.0
57359.469	<i>r</i> <sub>P1</sub>	17.335	0.007	11638.0	76.5
57359.480	<i>r</i> <sub>P1</sub>	17.329	0.007	11704.0	76.7
57359.496	<i>r</i> <sub>P1</sub>	17.332	0.007	11675.0	76.2
57364.445	<i>r</i> <sub>P1</sub>	17.522	0.013	9798.7	120.1
57387.363	<i>r</i> <sub>P1</sub>	18.761	0.035	3130.1	102.3
57387.438	<i>r</i> <sub>P1</sub>	18.806	0.018	3003.2	50.8
57387.449	<i>r</i> <sub>P1</sub>	18.839	0.017	2912.3	46.7
57387.457	<i>r</i> <sub>P1</sub>	18.806	0.017	3002.2	48.2
57387.469	<i>r</i> <sub>P1</sub>	18.747	0.018	3169.9	52.2
57388.398	<i>r</i> <sub>P1</sub>	18.844	0.020	2898.9	54.5
57388.406	<i>r</i> <sub>P1</sub>	18.824	0.018	2955.1	47.8
57388.418	<i>r</i> <sub>P1</sub>	18.876	0.024	2816.7	63.4
57388.430	<i>r</i> <sub>P1</sub>	18.878	0.019	2810.1	49.9
57398.348	<i>r</i> <sub>P1</sub>	19.207	0.060	2076.2	115.7
57322.484	<i>i</i> <sub>P1</sub>	>21.2		2.1	105.9
57322.500	<i>i</i> <sub>P1</sub>	>21.4		-87.8	96.0
57322.512	<i>i</i> <sub>P1</sub>	>21.3		82.2	97.0
57322.523	<i>i</i> <sub>P1</sub>	>21.4		-197.2	92.2
57349.477	<i>i</i> <sub>P1</sub>	17.371	0.017	11265.0	176.6
57356.449	<i>i</i> <sub>P1</sub>	17.856	0.023	7203.7	150.5
57359.402	<i>i</i> <sub>P1</sub>	17.974	0.018	6465.0	107.4
57364.445	<i>i</i> <sub>P1</sub>	17.846	0.018	7268.0	118.2
57387.363	<i>i</i> <sub>P1</sub>	18.821	0.039	2962.7	106.4
57398.348	<i>i</i> <sub>P1</sub>	19.646	0.097	1384.9	123.5
57412.352	<i>i</i> <sub>P1</sub>	19.995	0.074	1004.4	68.2
57412.352	<i>i</i> <sub>P1</sub>	19.995	0.074	1004.4	68.2
57349.477	<i>z</i> <sub>P1</sub>	17.427	0.023	10698.0	225.4
57356.449	<i>z</i> <sub>P1</sub>	17.769	0.027	7804.4	191.6
57359.402	<i>z</i> <sub>P1</sub>	17.753	0.022	7919.5	157.4
57364.445	<i>z</i> <sub>P1</sub>	17.723	0.021	8140.6	160.1
57387.363	<i>z</i> <sub>P1</sub>	18.997	0.061	2518.9	141.1

Table 2 (cont'd)

MJD	Filter	Magnitude <sup>1</sup>	Uncertainty	Flux <sup>2</sup>	Uncertainty
57398.348	$z_{P1}$	19.864	0.168	1133.1	175.4
PS15cze					
57360.352	$g_{P1}$	18.583	0.032	3688.0	107.4
57364.352	$g_{P1}$	18.331	0.027	4652.7	114.9
57369.410	$g_{P1}$	18.564	0.033	3751.8	115.0
57382.320	$g_{P1}$	19.514	0.211	1565.3	304.2
57384.258	$g_{P1}$	20.045	0.094	959.6	83.0
57394.227	$g_{P1}$	20.833	0.195	464.1	83.5
57409.293	$g_{P1}$	20.412	0.280	684.4	176.4
57357.414	$r_{P1}$	18.680	0.016	3373.5	51.0
57357.426	$r_{P1}$	18.662	0.017	3428.5	53.0
57357.438	$r_{P1}$	18.649	0.017	3470.9	52.8
57357.449	$r_{P1}$	18.636	0.017	3511.5	56.2
57360.352	$r_{P1}$	18.423	0.028	4274.0	109.3
57364.352	$r_{P1}$	18.155	0.021	5468.8	103.3
57369.410	$r_{P1}$	18.344	0.025	4595.8	106.9
57382.320	$r_{P1}$	18.678	0.076	3378.9	235.2
57384.258	$r_{P1}$	18.930	0.037	2680.4	90.6
57394.227	$r_{P1}$	19.609	0.066	1433.3	87.2
57409.293	$r_{P1}$	20.276	0.171	775.5	121.8
57329.426	$i_{P1}$	>22.2		63.0	42.1
57329.438	$i_{P1}$	>22.4		-9.4	36.7
57329.449	$i_{P1}$	>22.3		41.1	38.4
57329.461	$i_{P1}$	>22.4		-51.9	35.8
57360.352	$i_{P1}$	18.446	0.030	4182.6	116.7
57364.352	$i_{P1}$	18.363	0.029	4516.6	120.5
57369.410	$i_{P1}$	18.540	0.029	3836.5	102.7
57382.320	$i_{P1}$	18.799	0.075	3023.8	208.8
57384.258	$i_{P1}$	18.805	0.039	3006.9	107.7
57394.227	$i_{P1}$	19.287	0.060	1929.2	107.1
57409.293	$i_{P1}$	20.285	0.165	769.1	116.5
57360.352	$z_{P1}$	18.608	0.044	3605.7	145.3
57364.352	$z_{P1}$	18.447	0.045	4180.6	173.1
57369.410	$z_{P1}$	18.630	0.045	3530.9	146.2
57382.320	$z_{P1}$	18.719	0.091	3254.7	272.9
57384.258	$z_{P1}$	18.613	0.044	3587.0	145.9
57394.230	$z_{P1}$	19.023	0.075	2458.6	170.9
57409.297	$z_{P1}$	19.770	0.137	1235.9	156.1
PS15mt					
57100.395	$g_{P1}$	18.196	0.008	5269.5	41.1
57105.238	$g_{P1}$	18.110	0.009	5700.0	48.2
57119.344	$g_{P1}$	18.652	0.028	3460.8	90.1
57127.375	$g_{P1}$	19.353	0.070	1815.1	116.8
57133.344	$g_{P1}$	19.799	0.095	1203.7	105.7
57145.297	$g_{P1}$	20.597	0.267	577.1	142.1
57100.398	$r_{P1}$	18.371	0.009	4484.3	37.5
57105.238	$r_{P1}$	18.198	0.009	5255.6	43.4
57119.344	$r_{P1}$	18.676	0.025	3385.9	78.5
57127.375	$r_{P1}$	18.869	0.042	2834.4	109.3
57133.348	$r_{P1}$	19.074	0.053	2345.4	115.0
57145.297	$r_{P1}$	19.816	0.087	1184.4	95.0
57100.398	$i_{P1}$	18.788	0.014	3052.4	39.5
57105.242	$i_{P1}$	18.790	0.015	3046.9	43.0
57119.344	$i_{P1}$	19.426	0.043	1696.7	68.0
57127.375	$i_{P1}$	19.547	0.088	1517.6	122.8
57133.348	$i_{P1}$	19.343	0.068	1830.9	114.1
57145.297	$i_{P1}$	19.851	0.094	1147.2	98.8
57100.402	$z_{P1}$	18.999	0.024	2514.1	54.9

Table 2 (cont'd)

MJD	Filter	Magnitude <sup>1</sup>	Uncertainty	Flux <sup>2</sup>	Uncertainty
57105.242	$z_{P1}$	18.866	0.023	2842.4	61.3
57119.344	$z_{P1}$	19.681	0.072	1341.8	89.5
57127.375	$z_{P1}$	19.919	0.183	1077.4	181.3
57133.348	$z_{P1}$	19.688	0.131	1333.4	160.9
57145.297	$z_{P1}$	19.705	0.106	1311.6	128.4
PS16cqa					
57547.289	$g_{P1}$	18.423	0.046	4275.1	180.3
57552.336	$g_{P1}$	18.925	0.069	2691.6	171.2
57559.301	$g_{P1}$	19.915	0.228	1081.5	227.2
57566.344	$g_{P1}$	20.915	0.228	430.7	90.3
57574.344	$g_{P1}$	20.685	0.173	531.9	85.0
57587.328	$g_{P1}$	>20.5		272.6	209.9
57597.266	$g_{P1}$	>21.0		122.7	127.0
57547.289	$r_{P1}$	18.304	0.028	4767.7	122.5
57552.336	$r_{P1}$	18.387	0.038	4416.8	153.2
57559.301	$r_{P1}$	18.786	0.064	3058.4	180.2
57566.344	$r_{P1}$	19.273	0.047	1953.3	85.4
57574.344	$r_{P1}$	19.912	0.074	1084.0	74.2
57587.328	$r_{P1}$	>20.4		383.9	234.9
57597.266	$r_{P1}$	20.711	0.246	519.3	117.5
57547.289	$i_{P1}$	18.670	0.034	3405.0	106.0
57552.336	$i_{P1}$	18.741	0.049	3187.4	143.9
57559.301	$i_{P1}$	19.179	0.079	2129.2	155.8
57566.344	$i_{P1}$	19.189	0.051	2109.7	98.4
57574.344	$i_{P1}$	20.018	0.093	983.9	84.1
57587.328	$i_{P1}$	>20.0		264.9	339.2
57597.266	$i_{P1}$	20.819	0.320	470.5	138.8
57552.336	$z_{P1}$	18.973	0.087	2574.1	205.8
57559.301	$z_{P1}$	18.964	0.086	2596.7	206.2
57566.344	$z_{P1}$	19.082	0.066	2329.8	141.3
57574.344	$z_{P1}$	19.855	0.148	1143.2	155.6
57587.328	$z_{P1}$	>20.0		848.9	333.8
57597.266	$z_{P1}$	>20.7		226.9	181.9
PS16drf					
57612.430	$g_{P1}$	19.611	0.120	1430.3	158.3
57626.457	$g_{P1}$	20.511	0.294	624.5	169.2
57639.383	$g_{P1}$	21.430	0.304	267.8	75.0
57650.430	$g_{P1}$	>20.6		49.0	197.1
57667.309	$g_{P1}$	>21.4		-4.8	95.4
57612.430	$r_{P1}$	18.799	0.043	3024.0	121.0
57626.457	$r_{P1}$	19.376	0.063	1776.4	102.4
57639.383	$r_{P1}$	20.115	0.092	899.3	76.5
57650.430	$r_{P1}$	20.827	0.333	466.7	143.2
57667.309	$r_{P1}$	21.175	0.290	338.8	90.4
57612.430	$i_{P1}$	18.898	0.067	2759.3	169.7
57626.457	$i_{P1}$	19.526	0.102	1547.1	144.9
57639.383	$i_{P1}$	19.802	0.082	1199.6	90.6
57650.430	$i_{P1}$	20.481	0.226	641.9	133.4
57667.309	$i_{P1}$	20.724	0.212	513.5	100.2
57612.430	$z_{P1}$	19.181	0.105	2125.9	204.8
57639.383	$z_{P1}$	19.618	0.105	1422.0	137.2
57650.430	$z_{P1}$	20.022	0.218	980.0	196.7
57667.309	$z_{P1}$	20.206	0.206	827.0	157.1
PS17tn					
57781.430	$g_{P1}$	17.581	0.017	9280.1	145.6
57787.453	$g_{P1}$	17.508	0.015	9927.4	134.7
57798.422	$g_{P1}$	18.324	0.031	4681.3	134.1
57808.438	$g_{P1}$	19.318	0.047	1874.3	81.1

Table 2 (cont'd)

MJD	Filter	Magnitude <sup>1</sup>	Uncertainty	Flux <sup>2</sup>	Uncertainty
57817.387	<i>g</i> <sub>P1</sub>	20.046	0.117	958.8	103.6
57828.461	<i>g</i> <sub>P1</sub>	19.939	0.149	1057.5	145.3
57781.430	<i>r</i> <sub>P1</sub>	17.685	0.016	8436.5	122.4
57787.453	<i>r</i> <sub>P1</sub>	17.497	0.013	10029.0	121.1
57798.422	<i>r</i> <sub>P1</sub>	17.950	0.019	6606.5	114.2
57808.438	<i>r</i> <sub>P1</sub>	18.182	0.019	5336.3	92.6
57817.387	<i>r</i> <sub>P1</sub>	18.761	0.032	3130.2	93.1
57828.461	<i>r</i> <sub>P1</sub>	19.387	0.073	1758.7	119.0
57744.598	<i>i</i> <sub>P1</sub>	>22.3		1.9	41.3
57744.609	<i>i</i> <sub>P1</sub>	>22.5		22.9	33.5
57744.621	<i>i</i> <sub>P1</sub>	>22.6		-53.4	31.0
57744.633	<i>i</i> <sub>P1</sub>	22.400	0.319	109.7	32.2
57774.375	<i>i</i> <sub>P1</sub>	19.027	0.030	2451.1	67.1
57774.508	<i>i</i> <sub>P1</sub>	18.932	0.020	2675.1	49.3
57774.539	<i>i</i> <sub>P1</sub>	18.909	0.019	2730.4	48.8
57776.375	<i>i</i> <sub>P1</sub>	>18.6		516.8	1191.3
57776.527	<i>i</i> <sub>P1</sub>	18.442	0.015	4199.7	58.2
57776.562	<i>i</i> <sub>P1</sub>	18.447	0.015	4179.3	58.2
57776.598	<i>i</i> <sub>P1</sub>	18.445	0.017	4189.0	64.0
57777.340	<i>i</i> <sub>P1</sub>	18.337	0.018	4626.0	75.3
57777.379	<i>i</i> <sub>P1</sub>	18.345	0.016	4592.8	69.5
57777.531	<i>i</i> <sub>P1</sub>	18.267	0.012	4935.7	55.0
57777.566	<i>i</i> <sub>P1</sub>	18.326	0.017	4671.3	72.0
57777.602	<i>i</i> <sub>P1</sub>	18.269	0.014	4923.7	62.2
57778.402	<i>i</i> <sub>P1</sub>	18.148	0.014	5505.1	72.0
57778.488	<i>i</i> <sub>P1</sub>	18.173	0.013	5382.3	63.5
57778.629	<i>i</i> <sub>P1</sub>	18.137	0.015	5561.0	76.4
57778.645	<i>i</i> <sub>P1</sub>	18.170	0.016	5393.8	80.1
57781.430	<i>i</i> <sub>P1</sub>	17.993	0.021	6350.4	122.5
57787.453	<i>i</i> <sub>P1</sub>	18.086	0.027	5829.9	143.7
57789.328	<i>i</i> <sub>P1</sub>	18.063	0.011	5954.3	61.9
57789.363	<i>i</i> <sub>P1</sub>	18.082	0.013	5850.6	69.5
57789.445	<i>i</i> <sub>P1</sub>	18.074	0.012	5895.6	65.6
57789.516	<i>i</i> <sub>P1</sub>	18.026	0.010	6161.1	59.0
57789.555	<i>i</i> <sub>P1</sub>	18.054	0.011	6003.0	61.5
57789.590	<i>i</i> <sub>P1</sub>	18.068	0.011	5927.2	61.8
57798.422	<i>i</i> <sub>P1</sub>	18.603	0.030	3622.4	100.8
57808.441	<i>i</i> <sub>P1</sub>	18.444	0.025	4191.5	95.6
57817.387	<i>i</i> <sub>P1</sub>	18.706	0.032	3293.7	96.7
57828.461	<i>i</i> <sub>P1</sub>	19.350	0.068	1820.0	114.2
57781.430	<i>z</i> <sub>P1</sub>	18.245	0.038	5035.6	175.7
57787.453	<i>z</i> <sub>P1</sub>	18.217	0.037	5164.7	176.9
57798.422	<i>z</i> <sub>P1</sub>	18.635	0.041	3517.1	132.0
57808.441	<i>z</i> <sub>P1</sub>	18.479	0.031	4058.4	115.6
57817.391	<i>z</i> <sub>P1</sub>	18.798	0.047	3024.9	131.4
57828.461	<i>z</i> <sub>P1</sub>	19.818	0.124	1182.5	135.2
PS17yt					
57780.520	<i>g</i> <sub>P1</sub>	18.166	0.022	5413.9	111.2
57784.520	<i>g</i> <sub>P1</sub>	18.019	0.026	6198.0	145.7
57793.504	<i>g</i> <sub>P1</sub>	18.180	0.042	5344.9	205.8
57800.473	<i>g</i> <sub>P1</sub>	18.680	0.041	3373.5	127.6
57817.387	<i>g</i> <sub>P1</sub>	20.231	0.128	808.1	95.3
57828.461	<i>g</i> <sub>P1</sub>	>21.1		327.4	118.7
57780.520	<i>r</i> <sub>P1</sub>	18.406	0.022	4343.1	89.6
57784.520	<i>r</i> <sub>P1</sub>	18.232	0.025	5093.4	117.5
57793.504	<i>r</i> <sub>P1</sub>	18.316	0.032	4716.0	140.4
57800.473	<i>r</i> <sub>P1</sub>	18.634	0.029	3520.1	93.2
57817.387	<i>r</i> <sub>P1</sub>	19.416	0.051	1712.9	80.7

Table 2 (cont'd)

MJD	Filter	Magnitude <sup>1</sup>	Uncertainty	Flux <sup>2</sup>	Uncertainty
57828.461	$r_{P1}$	19.817	0.097	1183.5	105.3
57774.312	$i_{P1}$	19.794	0.064	1209.1	70.8
57774.352	$i_{P1}$	19.790	0.043	1213.1	47.8
57774.383	$i_{P1}$	19.861	0.068	1137.0	71.7
57774.406	$i_{P1}$	19.749	0.038	1260.0	44.6
57774.492	$i_{P1}$	19.777	0.036	1227.8	40.6
57774.520	$i_{P1}$	19.638	0.034	1395.9	43.7
57774.547	$i_{P1}$	19.694	0.035	1325.4	42.9
57774.574	$i_{P1}$	19.777	0.041	1228.5	46.4
57774.645	$i_{P1}$	19.609	0.039	1433.1	52.0
57775.633	$i_{P1}$	19.475	0.051	1621.4	75.8
57775.656	$i_{P1}$	19.462	0.051	1641.8	76.8
57776.312	$i_{P1}$	>17.7		5586.2	2735.2
57776.348	$i_{P1}$	19.286	0.036	1930.9	64.1
57776.387	$i_{P1}$	19.222	0.036	2048.2	68.6
57776.414	$i_{P1}$	>19.2		1348.8	673.5
57777.312	$i_{P1}$	19.156	0.030	2175.2	61.1
57777.352	$i_{P1}$	19.073	0.028	2347.8	60.4
57777.387	$i_{P1}$	18.995	0.028	2523.2	64.4
57777.418	$i_{P1}$	19.054	0.021	2390.1	45.2
57777.605	$i_{P1}$	19.071	0.032	2353.1	70.0
57778.375	$i_{P1}$	18.880	0.021	2805.0	55.2
57778.414	$i_{P1}$	18.883	0.021	2797.5	54.8
57778.496	$i_{P1}$	18.819	0.022	2968.3	60.7
57778.527	$i_{P1}$	18.864	0.023	2847.4	60.2
57778.637	$i_{P1}$	18.822	0.025	2958.1	67.3
57780.520	$i_{P1}$	18.676	0.029	3384.1	89.0
57784.520	$i_{P1}$	18.643	0.031	3489.6	101.1
57789.285	$i_{P1}$	18.762	0.021	3126.6	59.8
57789.324	$i_{P1}$	18.722	0.020	3244.2	59.3
57789.355	$i_{P1}$	18.626	0.019	3546.2	62.0
57789.438	$i_{P1}$	18.689	0.017	3344.5	53.7
57789.473	$i_{P1}$	18.701	0.018	3309.0	55.5
57793.504	$i_{P1}$	18.806	0.050	3003.4	137.5
57800.473	$i_{P1}$	19.369	0.060	1788.7	98.7
57817.387	$i_{P1}$	19.389	0.053	1755.1	86.0
57828.461	$i_{P1}$	19.959	0.119	1038.4	113.4
57780.520	$z_{P1}$	18.873	0.048	2823.5	124.5
57784.520	$z_{P1}$	18.918	0.059	2707.8	147.2
57793.504	$z_{P1}$	19.093	0.073	2306.3	154.8
57800.477	$z_{P1}$	19.840	0.121	1158.3	128.8
57817.387	$z_{P1}$	19.481	0.078	1612.4	115.9
57828.465	$z_{P1}$	20.321	0.202	743.9	138.1
PSN J01534240+2956107					
57385.215	$g_{P1}$	17.187	0.013	13347.0	163.2
57392.223	$g_{P1}$	16.547	0.009	24055.0	197.7
57397.223	$g_{P1}$	16.601	0.009	22880.0	192.7
57407.281	$g_{P1}$	17.249	0.016	12597.0	191.3
57415.254	$g_{P1}$	18.048	0.024	6035.1	133.0
57424.242	$g_{P1}$	18.892	0.046	2775.4	117.9
57434.234	$g_{P1}$	19.185	0.068	2118.6	133.4
57385.215	$r_{P1}$	17.125	0.012	14126.0	152.5
57392.223	$r_{P1}$	16.518	0.008	24697.0	172.0
57397.223	$r_{P1}$	16.495	0.008	25224.0	184.5
57407.281	$r_{P1}$	16.982	0.012	16120.0	172.8
57415.254	$r_{P1}$	17.203	0.012	13145.0	145.2
57424.242	$r_{P1}$	17.760	0.017	7873.9	125.3
57434.234	$r_{P1}$	18.176	0.027	5366.3	131.8

Table 2 (cont'd)

MJD	Filter	Magnitude <sup>1</sup>	Uncertainty	Flux <sup>2</sup>	Uncertainty
57385.215	<i>i</i> <sub>P1</sub>	17.167	0.013	13584.0	161.6
57392.223	<i>i</i> <sub>P1</sub>	16.883	0.010	17657.0	158.1
57397.223	<i>i</i> <sub>P1</sub>	17.021	0.010	15550.0	150.3
57407.281	<i>i</i> <sub>P1</sub>	17.634	0.017	8841.8	138.9
57410.234	<i>i</i> <sub>P1</sub>	17.563	0.010	9438.3	85.5
57410.246	<i>i</i> <sub>P1</sub>	17.561	0.010	9456.7	87.9
57410.258	<i>i</i> <sub>P1</sub>	17.574	0.012	9344.0	106.6
57410.270	<i>i</i> <sub>P1</sub>	17.571	0.011	9371.3	96.5
57415.254	<i>i</i> <sub>P1</sub>	17.434	0.015	10631.0	147.8
57424.246	<i>i</i> <sub>P1</sub>	17.675	0.017	8511.4	130.1
57434.234	<i>i</i> <sub>P1</sub>	18.276	0.030	4895.4	135.0
57397.223	<i>z</i> <sub>P1</sub>	17.000	0.017	15852.0	243.9
57407.281	<i>z</i> <sub>P1</sub>	17.385	0.019	11120.0	193.5
57415.254	<i>z</i> <sub>P1</sub>	17.318	0.021	11820.0	224.0
57424.246	<i>z</i> <sub>P1</sub>	17.581	0.020	9278.2	171.3
57434.234	<i>z</i> <sub>P1</sub>	18.322	0.044	4692.3	189.3
PSN J02524671+4656470					
57288.570	<i>g</i> <sub>P1</sub>	16.753	0.010	19898.0	185.3
57298.461	<i>g</i> <sub>P1</sub>	17.085	0.015	14655.0	204.7
57305.477	<i>g</i> <sub>P1</sub>	17.591	0.018	9192.8	148.4
57308.508	<i>g</i> <sub>P1</sub>	18.050	0.028	6026.7	153.4
57314.426	<i>g</i> <sub>P1</sub>	18.556	0.028	3780.9	98.5
57320.352	<i>g</i> <sub>P1</sub>	19.086	0.085	2320.6	182.2
57328.480	<i>g</i> <sub>P1</sub>	19.416	0.064	1712.9	101.2
57288.574	<i>r</i> <sub>P1</sub>	16.755	0.009	19866.0	161.8
57298.461	<i>r</i> <sub>P1</sub>	17.028	0.012	15445.0	167.4
57305.477	<i>r</i> <sub>P1</sub>	17.295	0.012	12082.0	136.9
57308.508	<i>r</i> <sub>P1</sub>	17.538	0.016	9652.0	138.3
57314.426	<i>r</i> <sub>P1</sub>	17.703	0.015	8295.6	113.5
57320.352	<i>r</i> <sub>P1</sub>	17.750	0.021	7942.1	154.2
57328.480	<i>r</i> <sub>P1</sub>	18.420	0.030	4286.3	120.3
57288.574	<i>i</i> <sub>P1</sub>	17.271	0.012	12351.0	141.5
57298.461	<i>i</i> <sub>P1</sub>	17.649	0.017	8716.2	137.3
57305.477	<i>i</i> <sub>P1</sub>	17.949	0.019	6615.8	113.8
57308.508	<i>i</i> <sub>P1</sub>	17.881	0.021	7043.3	133.4
57314.426	<i>i</i> <sub>P1</sub>	17.717	0.016	8185.3	123.6
57320.352	<i>i</i> <sub>P1</sub>	17.731	0.022	8080.1	162.3
57328.480	<i>i</i> <sub>P1</sub>	18.447	0.027	4182.1	103.4
57288.574	<i>z</i> <sub>P1</sub>	17.213	0.015	13024.0	185.0
57298.461	<i>z</i> <sub>P1</sub>	17.534	0.020	9692.7	176.6
57305.477	<i>z</i> <sub>P1</sub>	17.646	0.021	8741.4	167.4
57308.508	<i>z</i> <sub>P1</sub>	17.622	0.024	8937.3	198.0
57314.426	<i>z</i> <sub>P1</sub>	17.601	0.020	9115.1	170.9
57320.355	<i>z</i> <sub>P1</sub>	17.547	0.025	9575.5	218.2
57328.484	<i>z</i> <sub>P1</sub>	18.135	0.029	5574.2	147.7
PSN J08593491+4555343					
57097.359	<i>g</i> <sub>P1</sub>	16.754	0.004	19882.0	78.7
57103.238	<i>g</i> <sub>P1</sub>	16.805	0.005	18970.0	79.9
57108.246	<i>g</i> <sub>P1</sub>	17.149	0.007	13815.0	92.4
57119.293	<i>g</i> <sub>P1</sub>	18.313	0.018	4727.6	79.1
57128.242	<i>g</i> <sub>P1</sub>	19.124	0.057	2240.4	117.1
57137.254	<i>g</i> <sub>P1</sub>	19.463	0.072	1639.8	109.4
57097.363	<i>r</i> <sub>P1</sub>	16.802	0.004	19023.0	71.2
57103.238	<i>r</i> <sub>P1</sub>	16.738	0.004	20169.0	71.1
57108.246	<i>r</i> <sub>P1</sub>	16.993	0.006	15956.0	88.0
57119.297	<i>r</i> <sub>P1</sub>	17.452	0.009	10451.0	85.9
57128.242	<i>r</i> <sub>P1</sub>	17.830	0.019	7380.9	127.8
57137.254	<i>r</i> <sub>P1</sub>	18.340	0.027	4613.8	115.8

Table 2 (cont'd)

MJD	Filter	Magnitude <sup>1</sup>	Uncertainty	Flux <sup>2</sup>	Uncertainty
57097.363	<i>i</i> <sub>P1</sub>	17.225	0.005	12883.0	63.8
57103.238	<i>i</i> <sub>P1</sub>	17.255	0.005	12529.0	62.3
57105.250	<i>i</i> <sub>P1</sub>	17.451	0.009	10466.0	84.2
57105.266	<i>i</i> <sub>P1</sub>	17.424	0.008	10723.0	83.7
57105.277	<i>i</i> <sub>P1</sub>	17.483	0.009	10160.0	81.8
57105.293	<i>i</i> <sub>P1</sub>	17.418	0.008	10784.0	84.0
57106.238	<i>i</i> <sub>P1</sub>	17.445	0.008	10523.0	82.2
57106.254	<i>i</i> <sub>P1</sub>	17.483	0.009	10161.0	83.3
57106.270	<i>i</i> <sub>P1</sub>	17.437	0.008	10601.0	80.3
57106.289	<i>i</i> <sub>P1</sub>	17.476	0.008	10226.0	74.4
57106.355	<i>i</i> <sub>P1</sub>	17.409	0.008	10873.0	82.0
57108.246	<i>i</i> <sub>P1</sub>	17.632	0.010	8854.8	80.2
57116.250	<i>i</i> <sub>P1</sub>	17.772	0.013	7780.7	94.9
57116.262	<i>i</i> <sub>P1</sub>	17.745	0.013	7982.3	94.7
57116.277	<i>i</i> <sub>P1</sub>	17.733	0.013	8068.9	93.5
57116.289	<i>i</i> <sub>P1</sub>	17.735	0.016	8056.1	119.4
57117.258	<i>i</i> <sub>P1</sub>	17.696	0.015	8351.9	115.9
57119.297	<i>i</i> <sub>P1</sub>	17.780	0.012	7724.6	88.4
57128.246	<i>i</i> <sub>P1</sub>	17.889	0.022	6986.2	143.0
57137.254	<i>i</i> <sub>P1</sub>	18.456	0.028	4146.5	105.9
57097.363	<i>z</i> <sub>P1</sub>	17.289	0.007	12143.0	83.0
57103.242	<i>z</i> <sub>P1</sub>	17.328	0.007	11718.0	80.0
57119.297	<i>z</i> <sub>P1</sub>	17.677	0.015	8492.7	114.0
57128.246	<i>z</i> <sub>P1</sub>	17.833	0.028	7359.2	192.1
57137.254	<i>z</i> <sub>P1</sub>	18.526	0.041	3888.2	146.3
PSN J12040516+1404059					
57167.457	<i>g</i> <sub>P1</sub>	17.334	0.016	11654.0	175.8
57176.273	<i>g</i> <sub>P1</sub>	17.480	0.018	10182.0	171.2
57180.266	<i>g</i> <sub>P1</sub>	17.629	0.019	8881.4	158.0
57189.285	<i>g</i> <sub>P1</sub>	18.328	0.029	4662.7	123.9
57200.270	<i>g</i> <sub>P1</sub>	19.086	0.061	2321.2	130.9
57207.270	<i>g</i> <sub>P1</sub>	19.707	0.094	1309.4	113.3
57167.457	<i>r</i> <sub>P1</sub>	17.389	0.015	11075.0	148.5
57176.273	<i>r</i> <sub>P1</sub>	17.373	0.014	11239.0	141.7
57180.266	<i>r</i> <sub>P1</sub>	17.603	0.016	9092.9	137.9
57189.285	<i>r</i> <sub>P1</sub>	17.907	0.018	6875.6	111.9
57200.270	<i>r</i> <sub>P1</sub>	18.150	0.023	5493.1	115.7
57207.270	<i>r</i> <sub>P1</sub>	18.660	0.030	3435.8	95.6
57147.254	<i>i</i> <sub>P1</sub>	>21.6		76.5	77.1
57147.266	<i>i</i> <sub>P1</sub>	>21.9		-13.9	58.0
57147.277	<i>i</i> <sub>P1</sub>	>21.8		52.9	63.3
57147.289	<i>i</i> <sub>P1</sub>	>21.2		90.3	114.0
57148.254	<i>i</i> <sub>P1</sub>	>22.3		-69.8	41.2
57148.262	<i>i</i> <sub>P1</sub>	>21.8		101.6	62.5
57148.273	<i>i</i> <sub>P1</sub>	>22.1		-118.6	47.3
57148.285	<i>i</i> <sub>P1</sub>	>21.9		-16.4	57.0
57167.457	<i>i</i> <sub>P1</sub>	18.002	0.025	6297.8	142.3
57176.273	<i>i</i> <sub>P1</sub>	18.074	0.023	5894.0	125.0
57180.266	<i>i</i> <sub>P1</sub>	18.290	0.025	4831.3	111.1
57189.285	<i>i</i> <sub>P1</sub>	18.627	0.031	3540.3	100.7
57200.270	<i>i</i> <sub>P1</sub>	18.455	0.030	4150.5	114.6
57207.270	<i>i</i> <sub>P1</sub>	18.748	0.035	3166.7	102.8
57167.457	<i>z</i> <sub>P1</sub>	18.003	0.036	6292.0	208.4
57176.273	<i>z</i> <sub>P1</sub>	18.302	0.034	4778.0	150.9
57180.266	<i>z</i> <sub>P1</sub>	18.494	0.045	4004.0	164.3
57189.285	<i>z</i> <sub>P1</sub>	18.655	0.047	3450.3	149.8
57200.270	<i>z</i> <sub>P1</sub>	18.578	0.042	3706.2	142.2
57207.270	<i>z</i> <sub>P1</sub>	18.821	0.053	2962.9	145.2



Table 2 (cont'd)

MJD	Filter	Magnitude <sup>1</sup>	Uncertainty	Flux <sup>2</sup>	Uncertainty
PSN J16025128+4713292					
57164.371	<i>g</i> <sub>P1</sub>	16.324	0.008	29535.0	209.7
57168.449	<i>g</i> <sub>P1</sub>	15.958	0.006	41393.0	239.0
57172.426	<i>g</i> <sub>P1</sub>	15.862	0.007	45189.0	292.2
57183.465	<i>g</i> <sub>P1</sub>	16.332	0.008	29330.0	226.5
57191.445	<i>g</i> <sub>P1</sub>	16.976	0.011	16198.0	165.0
57199.273	<i>g</i> <sub>P1</sub>	17.648	0.020	8721.9	164.3
57467.535	<i>g</i> <sub>P1</sub>	>20.8		225.9	156.4
57476.512	<i>g</i> <sub>P1</sub>	>20.9		314.9	141.2
57499.508	<i>g</i> <sub>P1</sub>	>20.6		70.6	187.3
57164.371	<i>r</i> <sub>P1</sub>	16.356	0.007	28681.0	195.6
57168.449	<i>r</i> <sub>P1</sub>	15.964	0.006	41162.0	227.5
57172.426	<i>r</i> <sub>P1</sub>	15.763	0.006	49514.0	254.0
57183.465	<i>r</i> <sub>P1</sub>	16.284	0.008	30642.0	219.6
57191.445	<i>r</i> <sub>P1</sub>	16.620	0.009	22494.0	176.4
57199.277	<i>r</i> <sub>P1</sub>	16.629	0.009	22300.0	187.7
57467.535	<i>r</i> <sub>P1</sub>	>21.2		-17.9	107.5
57476.512	<i>r</i> <sub>P1</sub>	>21.1		-9.0	118.0
57499.508	<i>r</i> <sub>P1</sub>	>21.0		119.7	134.0
57164.371	<i>i</i> <sub>P1</sub>	16.677	0.010	21336.0	198.6
57168.449	<i>i</i> <sub>P1</sub>	16.474	0.008	25734.0	192.8
57172.395	<i>i</i> <sub>P1</sub>	16.470	0.005	25832.0	113.4
57172.410	<i>i</i> <sub>P1</sub>	16.472	0.005	25772.0	113.1
57172.422	<i>i</i> <sub>P1</sub>	16.489	0.005	25371.0	111.4
57172.426	<i>i</i> <sub>P1</sub>	16.399	0.008	27579.0	202.5
57173.371	<i>i</i> <sub>P1</sub>	16.530	0.006	24438.0	128.6
57173.383	<i>i</i> <sub>P1</sub>	16.516	0.006	24745.0	136.1
57173.398	<i>i</i> <sub>P1</sub>	16.512	0.006	24854.0	138.0
57173.410	<i>i</i> <sub>P1</sub>	16.532	0.006	24397.0	141.9
57173.414	<i>i</i> <sub>P1</sub>	16.491	0.008	25334.0	188.4
57173.426	<i>i</i> <sub>P1</sub>	16.497	0.010	25199.0	238.1
57183.465	<i>i</i> <sub>P1</sub>	17.010	0.015	15701.0	214.0
57191.449	<i>i</i> <sub>P1</sub>	17.151	0.014	13785.0	177.6
57199.277	<i>i</i> <sub>P1</sub>	16.872	0.011	17837.0	179.5
57204.375	<i>i</i> <sub>P1</sub>	16.914	0.007	17156.0	104.6
57204.387	<i>i</i> <sub>P1</sub>	16.924	0.007	17002.0	104.5
57204.402	<i>i</i> <sub>P1</sub>	16.946	0.007	16660.0	106.5
57204.414	<i>i</i> <sub>P1</sub>	16.929	0.007	16926.0	106.5
57205.367	<i>i</i> <sub>P1</sub>	16.975	0.007	16216.0	104.9
57205.383	<i>i</i> <sub>P1</sub>	16.982	0.007	16116.0	109.6
57205.395	<i>i</i> <sub>P1</sub>	17.003	0.007	15808.0	104.8
57205.410	<i>i</i> <sub>P1</sub>	17.014	0.007	15639.0	107.8
57467.535	<i>i</i> <sub>P1</sub>	>21.2		-3.2	114.5
57476.512	<i>i</i> <sub>P1</sub>	>21.0		195.4	134.7
57499.512	<i>i</i> <sub>P1</sub>	>21.1		-182.7	120.8
57150.613	<i>z</i> <sub>P1</sub>	>20.4		1.1	226.1
57164.371	<i>z</i> <sub>P1</sub>	16.598	0.013	22957.0	281.3
57168.449	<i>z</i> <sub>P1</sub>	16.465	0.010	25931.0	240.9
57172.426	<i>z</i> <sub>P1</sub>	16.395	0.010	27678.0	264.1
57183.465	<i>z</i> <sub>P1</sub>	16.861	0.020	18011.0	334.4
57191.449	<i>z</i> <sub>P1</sub>	16.887	0.014	17594.0	223.3
57199.277	<i>z</i> <sub>P1</sub>	16.813	0.014	18828.0	245.1
57467.535	<i>z</i> <sub>P1</sub>	>20.7		201.9	178.1
57476.512	<i>z</i> <sub>P1</sub>	>20.3		-269.6	244.3
57499.512	<i>z</i> <sub>P1</sub>	>20.7		68.3	181.9
PSN J16283836+3932552					
57163.422	<i>g</i> <sub>P1</sub>	17.026	0.013	15480.0	187.2
57171.473	<i>g</i> <sub>P1</sub>	17.420	0.016	10766.0	157.1

Table 2 (cont'd)

MJD	Filter	Magnitude <sup>1</sup>	Uncertainty	Flux <sup>2</sup>	Uncertainty
57177.266	<i>g</i> <sub>P1</sub>	18.278	0.040	4885.0	179.6
57183.461	<i>g</i> <sub>P1</sub>	19.132	0.080	2224.6	163.6
57189.301	<i>g</i> <sub>P1</sub>	19.560	0.081	1499.8	112.5
57197.270	<i>g</i> <sub>P1</sub>	19.683	0.087	1338.8	107.3
57163.422	<i>r</i> <sub>P1</sub>	17.167	0.013	13585.0	159.1
57166.414	<i>r</i> <sub>P1</sub>	17.184	0.012	13375.0	153.1
57171.473	<i>r</i> <sub>P1</sub>	17.385	0.014	11115.0	139.5
57177.266	<i>r</i> <sub>P1</sub>	17.646	0.021	8740.7	170.4
57183.461	<i>r</i> <sub>P1</sub>	18.068	0.031	5925.0	168.1
57189.301	<i>r</i> <sub>P1</sub>	18.457	0.030	4140.2	115.7
57197.270	<i>r</i> <sub>P1</sub>	19.026	0.041	2453.5	93.3
57207.387	<i>r</i> <sub>P1</sub>	19.428	0.044	1693.4	68.6
57207.391	<i>r</i> <sub>P1</sub>	19.319	0.035	1872.8	60.7
57207.398	<i>r</i> <sub>P1</sub>	19.236	0.037	2020.7	69.1
57207.402	<i>r</i> <sub>P1</sub>	19.455	0.041	1652.0	62.5
57207.410	<i>r</i> <sub>P1</sub>	19.376	0.044	1776.8	72.6
57207.418	<i>r</i> <sub>P1</sub>	19.439	0.044	1676.8	68.0
57207.426	<i>r</i> <sub>P1</sub>	19.357	0.043	1807.8	72.4
57207.430	<i>r</i> <sub>P1</sub>	19.436	0.045	1680.6	68.9
57142.496	<i>i</i> <sub>P1</sub>	>21.1		26.7	122.6
57142.512	<i>i</i> <sub>P1</sub>	>21.1		-41.0	115.8
57146.492	<i>i</i> <sub>P1</sub>	>21.3		-104.0	101.2
57146.516	<i>i</i> <sub>P1</sub>	>20.5		152.0	201.5
57163.422	<i>i</i> <sub>P1</sub>	17.473	0.016	10255.0	155.6
57166.414	<i>i</i> <sub>P1</sub>	17.724	0.017	8136.4	128.9
57171.426	<i>i</i> <sub>P1</sub>	17.789	0.012	7660.7	87.6
57171.430	<i>i</i> <sub>P1</sub>	17.856	0.012	7207.0	79.5
57171.438	<i>i</i> <sub>P1</sub>	17.801	0.012	7579.8	82.8
57171.441	<i>i</i> <sub>P1</sub>	17.837	0.011	7332.7	75.8
57171.449	<i>i</i> <sub>P1</sub>	17.807	0.012	7539.4	83.9
57171.457	<i>i</i> <sub>P1</sub>	17.868	0.012	7128.4	76.1
57171.465	<i>i</i> <sub>P1</sub>	17.858	0.012	7191.8	82.4
57171.469	<i>i</i> <sub>P1</sub>	17.879	0.011	7056.4	74.5
57171.473	<i>i</i> <sub>P1</sub>	18.001	0.022	6304.8	129.5
57172.430	<i>i</i> <sub>P1</sub>	17.857	0.012	7198.0	82.7
57172.438	<i>i</i> <sub>P1</sub>	17.927	0.015	6748.2	90.7
57172.445	<i>i</i> <sub>P1</sub>	17.890	0.013	6979.4	82.0
57172.449	<i>i</i> <sub>P1</sub>	17.917	0.015	6812.6	93.8
57172.457	<i>i</i> <sub>P1</sub>	17.906	0.013	6879.2	81.0
57172.461	<i>i</i> <sub>P1</sub>	17.942	0.012	6658.5	72.2
57172.469	<i>i</i> <sub>P1</sub>	17.894	0.013	6958.0	82.9
57172.477	<i>i</i> <sub>P1</sub>	17.922	0.013	6782.4	83.5
57177.266	<i>i</i> <sub>P1</sub>	17.992	0.031	6355.7	179.3
57183.461	<i>i</i> <sub>P1</sub>	18.164	0.039	5422.9	196.1
57189.301	<i>i</i> <sub>P1</sub>	18.601	0.036	3626.7	120.8
57197.270	<i>i</i> <sub>P1</sub>	19.177	0.051	2134.2	100.5
57198.332	<i>i</i> <sub>P1</sub>	19.011	0.033	2486.1	74.4
57198.336	<i>i</i> <sub>P1</sub>	19.029	0.038	2445.2	86.1
57198.344	<i>i</i> <sub>P1</sub>	19.086	0.034	2321.6	72.1
57198.352	<i>i</i> <sub>P1</sub>	19.112	0.043	2266.7	89.0
57198.359	<i>i</i> <sub>P1</sub>	19.018	0.031	2471.7	70.8
57198.363	<i>i</i> <sub>P1</sub>	19.148	0.032	2191.8	64.6
57198.371	<i>i</i> <sub>P1</sub>	19.026	0.032	2453.5	73.3
57198.375	<i>i</i> <sub>P1</sub>	19.097	0.027	2296.9	57.6
57199.281	<i>i</i> <sub>P1</sub>	19.164	0.032	2160.6	63.7
57199.289	<i>i</i> <sub>P1</sub>	19.107	0.030	2275.5	62.2
57199.297	<i>i</i> <sub>P1</sub>	19.124	0.029	2241.8	60.0
57199.301	<i>i</i> <sub>P1</sub>	19.095	0.027	2301.2	57.0

Table 2 (cont'd)

MJD	Filter	Magnitude <sup>1</sup>	Uncertainty	Flux <sup>2</sup>	Uncertainty
57199.309	<i>i</i> <sub>P1</sub>	19.154	0.032	2178.8	64.0
57199.312	<i>i</i> <sub>P1</sub>	19.241	0.035	2012.0	65.0
57199.320	<i>i</i> <sub>P1</sub>	19.123	0.033	2242.9	67.8
57199.324	<i>i</i> <sub>P1</sub>	19.213	0.032	2063.5	60.4
57233.312	<i>i</i> <sub>P1</sub>	20.535	0.115	610.8	64.7
57233.312	<i>i</i> <sub>P1</sub>	20.535	0.115	610.8	64.7
57163.426	<i>z</i> <sub>P1</sub>	17.600	0.023	9119.4	191.3
57166.414	<i>z</i> <sub>P1</sub>	17.788	0.027	7667.2	191.1
57171.473	<i>z</i> <sub>P1</sub>	17.874	0.027	7088.3	175.8
57177.266	<i>z</i> <sub>P1</sub>	17.868	0.038	7123.0	246.9
57183.461	<i>z</i> <sub>P1</sub>	17.945	0.039	6637.4	240.6
57189.301	<i>z</i> <sub>P1</sub>	18.368	0.045	4495.0	184.4
57197.270	<i>z</i> <sub>P1</sub>	18.999	0.069	2513.8	158.8
PSN J20435314+1230304					
57217.520	<i>g</i> <sub>P1</sub>	17.272	0.015	12338.0	165.6
57222.410	<i>g</i> <sub>P1</sub>	16.346	0.008	28939.0	218.5
57227.426	<i>g</i> <sub>P1</sub>	16.182	0.007	33680.0	231.4
57231.371	<i>g</i> <sub>P1</sub>	16.410	0.010	27293.0	246.6
57239.500	<i>g</i> <sub>P1</sub>	17.462	0.025	10358.0	241.6
57246.320	<i>g</i> <sub>P1</sub>	18.163	0.024	5429.3	117.8
57256.336	<i>g</i> <sub>P1</sub>	18.943	0.056	2647.0	135.8
57217.523	<i>r</i> <sub>P1</sub>	17.108	0.013	14348.0	173.0
57222.410	<i>r</i> <sub>P1</sub>	16.225	0.007	32368.0	197.8
57227.426	<i>r</i> <sub>P1</sub>	15.999	0.006	39856.0	208.6
57231.371	<i>r</i> <sub>P1</sub>	16.114	0.007	35838.0	227.8
57239.500	<i>r</i> <sub>P1</sub>	16.574	0.010	23474.0	207.9
57246.320	<i>r</i> <sub>P1</sub>	16.934	0.010	16838.0	153.3
57256.336	<i>r</i> <sub>P1</sub>	17.745	0.019	7982.2	137.0
57217.523	<i>i</i> <sub>P1</sub>	17.295	0.016	12079.0	182.2
57222.410	<i>i</i> <sub>P1</sub>	16.416	0.008	27135.0	196.5
57227.426	<i>i</i> <sub>P1</sub>	16.340	0.007	29113.0	189.5
57231.371	<i>i</i> <sub>P1</sub>	16.472	0.008	25770.0	200.6
57239.500	<i>i</i> <sub>P1</sub>	16.749	0.012	19965.0	221.1
57246.320	<i>i</i> <sub>P1</sub>	16.775	0.009	19502.0	167.4
57256.336	<i>i</i> <sub>P1</sub>	17.717	0.020	8186.0	149.2
57189.617	<i>z</i> <sub>P1</sub>	>21.3		208.0	99.8
57192.605	<i>z</i> <sub>P1</sub>	>21.8		49.3	63.7
57222.410	<i>z</i> <sub>P1</sub>	16.625	0.011	22396.0	231.6
57227.426	<i>z</i> <sub>P1</sub>	16.480	0.010	25590.0	231.2
57231.371	<i>z</i> <sub>P1</sub>	16.503	0.011	25042.0	246.1
57239.500	<i>z</i> <sub>P1</sub>	16.602	0.014	22859.0	285.2
57246.324	<i>z</i> <sub>P1</sub>	16.794	0.012	19155.0	209.2
57256.336	<i>z</i> <sub>P1</sub>	17.588	0.023	9224.2	199.1
PSN J23102264+0735202					
57274.406	<i>g</i> <sub>P1</sub>	17.873	0.020	7089.8	132.0
57284.492	<i>g</i> <sub>P1</sub>	17.717	0.023	8190.1	175.5
57288.332	<i>g</i> <sub>P1</sub>	17.945	0.024	6639.1	145.8
57297.328	<i>g</i> <sub>P1</sub>	18.538	0.034	3844.0	119.0
57307.309	<i>g</i> <sub>P1</sub>	19.206	0.064	2078.3	123.3
57274.410	<i>r</i> <sub>P1</sub>	17.909	0.017	6864.3	104.5
57284.492	<i>r</i> <sub>P1</sub>	17.572	0.019	9362.3	164.6
57288.332	<i>r</i> <sub>P1</sub>	17.674	0.016	8518.6	126.9
57297.328	<i>r</i> <sub>P1</sub>	18.028	0.019	6151.7	108.3
57307.309	<i>r</i> <sub>P1</sub>	18.451	0.030	4164.2	116.5
57315.297	<i>r</i> <sub>P1</sub>	18.786	0.038	3059.6	107.2
57274.410	<i>i</i> <sub>P1</sub>	18.076	0.020	5883.6	105.7
57284.492	<i>i</i> <sub>P1</sub>	17.920	0.025	6790.1	154.2
57288.332	<i>i</i> <sub>P1</sub>	18.058	0.020	5983.3	110.3

Table 2 (cont'd)

MJD	Filter	Magnitude <sup>1</sup>	Uncertainty	Flux <sup>2</sup>	Uncertainty
57307.309	<i>i</i> <sub>P1</sub>	18.436	0.032	4223.7	124.4
57315.301	<i>i</i> <sub>P1</sub>	18.641	0.035	3495.5	112.3
57274.410	<i>z</i> <sub>P1</sub>	18.207	0.031	5214.5	146.8
57284.492	<i>z</i> <sub>P1</sub>	17.951	0.027	6602.8	162.3
57288.332	<i>z</i> <sub>P1</sub>	18.048	0.026	6034.8	142.7
57297.328	<i>z</i> <sub>P1</sub>	18.085	0.029	5835.2	156.0
57307.309	<i>z</i> <sub>P1</sub>	18.352	0.040	4560.7	167.6
57315.301	<i>z</i> <sub>P1</sub>	18.523	0.048	3897.2	171.8
PSN J23523718+1433092					
57284.508	<i>g</i> <sub>P1</sub>	16.737	0.010	20185.0	194.1
57289.570	<i>g</i> <sub>P1</sub>	16.852	0.011	18163.0	183.6
57298.465	<i>g</i> <sub>P1</sub>	17.845	0.020	7276.2	137.4
57305.332	<i>g</i> <sub>P1</sub>	18.587	0.033	3674.4	112.9
57308.309	<i>g</i> <sub>P1</sub>	18.927	0.040	2687.2	100.0
57314.270	<i>g</i> <sub>P1</sub>	19.359	0.070	1804.3	115.7
57324.258	<i>g</i> <sub>P1</sub>	19.791	0.172	1212.6	192.0
57284.508	<i>r</i> <sub>P1</sub>	16.797	0.009	19115.0	166.4
57289.570	<i>r</i> <sub>P1</sub>	16.788	0.010	19271.0	181.7
57298.465	<i>r</i> <sub>P1</sub>	17.229	0.012	12840.0	142.9
57305.332	<i>r</i> <sub>P1</sub>	17.696	0.016	8348.5	124.2
57308.309	<i>r</i> <sub>P1</sub>	17.948	0.018	6620.7	110.4
57314.270	<i>r</i> <sub>P1</sub>	18.431	0.028	4244.0	108.0
57324.258	<i>r</i> <sub>P1</sub>	18.772	0.051	3097.5	146.8
57284.508	<i>i</i> <sub>P1</sub>	17.127	0.012	14099.0	155.9
57289.570	<i>i</i> <sub>P1</sub>	17.294	0.015	12084.0	164.3
57298.465	<i>i</i> <sub>P1</sub>	17.606	0.016	9072.6	134.3
57305.332	<i>i</i> <sub>P1</sub>	17.698	0.018	8335.3	135.6
57308.309	<i>i</i> <sub>P1</sub>	17.904	0.019	6895.6	119.8
57314.270	<i>i</i> <sub>P1</sub>	18.459	0.031	4134.0	119.6
57324.258	<i>i</i> <sub>P1</sub>	18.909	0.055	2731.3	139.1
57262.629	<i>z</i> <sub>P1</sub>	>21.6		-48.3	75.7
57274.617	<i>z</i> <sub>P1</sub>	18.910	0.040	2729.0	100.0
57289.570	<i>z</i> <sub>P1</sub>	17.403	0.023	10936.0	230.2
57298.465	<i>z</i> <sub>P1</sub>	17.495	0.017	10048.0	158.9
57305.332	<i>z</i> <sub>P1</sub>	17.692	0.025	8379.5	192.7
57308.309	<i>z</i> <sub>P1</sub>	17.870	0.025	7109.2	162.7
57314.270	<i>z</i> <sub>P1</sub>	18.283	0.042	4859.9	188.3
57324.258	<i>z</i> <sub>P1</sub>	19.143	0.086	2201.0	174.2
iPTF17fs					
57766.641	<i>g</i> <sub>P1</sub>	19.392	0.173	1750.5	278.5
57780.520	<i>g</i> <sub>P1</sub>	20.646	0.165	551.6	83.9
57788.457	<i>g</i> <sub>P1</sub>	20.808	0.214	475.0	93.6
57788.461	<i>g</i> <sub>P1</sub>	21.403	0.339	274.7	85.8
57800.527	<i>g</i> <sub>P1</sub>	>21.0		201.7	133.8
57808.441	<i>g</i> <sub>P1</sub>	>21.4		242.3	88.9
57817.379	<i>g</i> <sub>P1</sub>	>21.3		6.1	99.0
57817.383	<i>g</i> <sub>P1</sub>	>21.2		106.1	107.0
57826.531	<i>g</i> <sub>P1</sub>	>20.6		299.4	195.6
57828.465	<i>g</i> <sub>P1</sub>	20.570	0.350	591.8	190.6
57766.645	<i>r</i> <sub>P1</sub>	19.275	0.093	1949.1	167.7
57780.523	<i>r</i> <sub>P1</sub>	19.874	0.065	1123.0	67.6
57788.457	<i>r</i> <sub>P1</sub>	19.986	0.104	1013.2	96.8
57788.461	<i>r</i> <sub>P1</sub>	20.156	0.096	866.1	76.8
57800.527	<i>r</i> <sub>P1</sub>	20.664	0.190	542.5	95.0
57808.441	<i>r</i> <sub>P1</sub>	20.950	0.203	416.9	77.9
57817.383	<i>r</i> <sub>P1</sub>	21.033	0.249	386.0	88.5
57817.383	<i>r</i> <sub>P1</sub>	21.207	0.251	328.9	75.9
57826.531	<i>r</i> <sub>P1</sub>	>21.1		236.5	116.7

Table 2 (cont'd)

MJD	Filter	Magnitude <sup>1</sup>	Uncertainty	Flux <sup>2</sup>	Uncertainty
57828.465	$r_{P1}$	>20.8		232.9	162.1
57766.645	$i_{P1}$	19.962	0.168	1035.5	160.1
57767.539	$i_{P1}$	19.643	0.062	1389.6	79.3
57767.551	$i_{P1}$	19.654	0.057	1375.1	71.8
57767.566	$i_{P1}$	19.886	0.074	1110.7	75.2
57767.578	$i_{P1}$	19.739	0.062	1271.3	72.5
57780.523	$i_{P1}$	20.422	0.115	678.0	71.7
57788.457	$i_{P1}$	20.421	0.167	678.4	104.2
57788.461	$i_{P1}$	20.294	0.147	762.7	103.4
57800.527	$i_{P1}$	20.483	0.164	641.1	96.9
57808.441	$i_{P1}$	21.132	0.230	352.4	74.7
57817.383	$i_{P1}$	21.269	0.297	310.8	84.9
57817.383	$i_{P1}$	>21.4		232.6	89.0
57826.531	$i_{P1}$	>21.2		284.5	112.2
57828.465	$i_{P1}$	>20.4		467.7	220.5
57766.645	$z_{P1}$	20.262	0.260	785.7	188.2
57780.523	$z_{P1}$	20.916	0.270	430.3	106.8
57788.457	$z_{P1}$	>20.8		448.2	155.6
57788.461	$z_{P1}$	20.723	0.268	513.6	127.0
57800.527	$z_{P1}$	20.707	0.262	521.5	126.0
57808.441	$z_{P1}$	>20.9		263.2	140.5
57817.383	$z_{P1}$	>20.3		209.1	248.8
57817.383	$z_{P1}$	>21.1		198.9	120.6
57826.531	$z_{P1}$	>20.9		153.3	143.4
57828.465	$z_{P1}$	>20.9		306.6	140.4

<sup>1</sup>Limiting magnitudes are  $3\sigma$ .<sup>2</sup>Flux units are such that  $m = 27.5 - 2.5 \log_{10}(f)$ .

Table 3. Uncatalogued Redshifts

SN	Galaxy	Redshift	Redshift Uncertainty	Derived From	Telescope /ATEL <sup>1</sup>
2016E	2MASX J05034387+0324429	0.05273	0.00002	nucleus	SOAR
2016J	Anonymous	0.02642	0.00006	nucleus	KPNO
2016afb	Anonymous	0.0677	0.0010	SN position	KPNO
2016ajl	2MASX J04422451-2143312	0.06741	0.00005	nucleus	SOAR
2016alt	GALEXASC J063701.16+441611.9	0.090	0.006	SN	UH 2.2-m
2016aqb	2MASXi J1121579-135849	0.06289	0.00004	nucleus	KPNO
2016aqs	Anonymous	0.02507	0.00003	nucleus	KPNO
2016asf	KUG 0647+311	0.018019	0.000015	nucleus	KPNO
2016ayg	SDSS J073017.25+250153.5	0.04269	0.00012	nucleus	KPNO
2016bfc	Anonymous	0.0478	0.0002	nucleus	Keck I
2016bkw	SDSS J115949.80+544807.1	0.077720	0.000099	SN position	KPNO
2016blc	GALEXASC J104848.62-201544.1	0.01285	0.00010	nucleus	KPNO
2016blg	SDSS J132713.81-021615.2	0.06108	0.00012	nucleus	SOAR
2016blm	Anonymous	0.03064	0.00004	nucleus	SOAR
2016bmh	GALEXASC J133213.24+844042.7	0.02302	0.00009	nucleus	ARC
2016ccj	SDSS J171023.63+262350.3	0.041376	0.000014	nucleus	Keck I
2016cck	2MASX J17353788+0848387	0.03557	0.00002	SN position	FLWO 1.5-m
2016cuv	GALEXASC J161914.56+402512.5	0.08320	0.00017	nucleus	ARC
2016cxb	GALEXASC J211223.05+144644.9	0.02954	0.00009	nucleus	SOAR
2016dxv	Anonymous	0.02431	0.00016	nucleus	Keck I
2016eee	SDSS J132307.25+523858.1	0.03029	0.00015	nucleus	KPNO
2016eja	2MASX J22253147+3859010	0.030858	0.000008	nucleus	KPNO
2016eky	2MASX J22593744+0209095	0.05127	0.00003	nucleus	KPNO
2016enx	GALEXASC J011422.73-130915.9	0.07180	0.00006	nucleus	SOAR
2016eoa	NGC 83	0.02109	0.00007	nucleus	KPNO
2016fbo	GALEXASC J010135.75+170604.9	0.03046	0.00009	nucleus	SOAR
2016gfr	2MASX J18193566+2347137	0.01669	0.00012	nucleus	Keck I
2016glp	GALEXASC J233613.95+234146.7	0.08493	0.00012	nucleus	SOAR
2016glz	GALEXASC J000556.57+082613.6	0.04010	0.00007	SN position	SOAR
2016gmb	GALEXASC J003445.02-060936.8	0.05827	0.00008	nucleus	SOAR
2016gou	Anonymous	0.0155	0.0010	SN position	Faulkes-North/ATEL 9549
2016grz	SDSS J015533.01+334921.3	0.0875	0.0005	nucleus	KPNO
2016gsn	2MASXi J0229172+180515	0.01505	0.00004	nucleus	SOAR
2016gsu	SDSS J010824.54+210906.3	0.07642	0.00006	SN position	FLWO 1.5-m
2016hot	SDSS J015319.55+171854.5	0.079	0.003	SN	MDM/ATel 9695
2016hpw	Anonymous	0.02117	0.00018	nucleus	Keck I
2016hpx	GALEXASC J060226.54-265949.2	0.0334	0.0005	SN position	NTT/ATel 9704
2016hjk	2MASX J02314347-2500088	0.08527	0.00015	nucleus	SALT
2016ick	SDSS J000702.87-204150.1	0.05250	0.00010	nucleus	SALT
2016idy	GALEXASC J013415.00-174836.1	0.04485	0.00004	nucleus	SOAR
2016iyv	GALEXASC J090013.19-133803.5	0.031	0.002	SN	NTT/ATel 9889
2016ixf	SDSS J103944.53+150204.7	0.06602	0.00011	SN position	Keck I
2016jem	Anonymous	0.04937	0.00013	SN position	SOAR
2017dz	SDSS J082425.68+245951.5	0.092	0.010	SN	TNG/GCN 20408
2017lc	Anonymous	0.060	0.002	SN	NOT/ATel 9990
2017lm	2MASX J03013238-1501028	0.03064	0.00006	nucleus	SALT
2017mu	GALEXASC J093036.72+212437.4	0.0816	0.0004	SN position	LJT/ATel 10018
2017ns	2MASS J02491020+1436036	0.0288	0.0004	SN position	Copernico/ATel 9996
2017nw	Anonymous	0.07696	0.00007	nucleus	Keck I
2017wb	2MASX J11011991+7039548	0.03065	0.00008	SN position	Faulkes-North/
2017adj	Anonymous	0.03165	0.00010	nucleus	Keck I
2017ckf	Anonymous	0.04767	0.00011	nucleus	Keck I
2017coa	SDSS J084955.19+560554.6	0.040	0.003	SN	BAO 2.16-m/ATel 10235
ASASSN-15bm	GALEXASC J150551.56-053737.2	0.02043	0.00010	nucleus	SOAR
ASASSN-15hy	Anonymous	0.0179	0.0002	nucleus	Keck I
ASASSN-15rw	GALEXASC J021558.44+121415.2	0.01884	0.00007	SN position	FLWO 1.5-m
ASASSN-15sf	GALEXASC J001127.51-062549.8	0.0247	0.0010	nucleus	KPNO

Table 3 (cont'd)

SN	Galaxy	Redshift	Redshift Uncertainty	Derived From	Telescope /ATEL <sup>1</sup>
ASASSN-15ti	2MASX J03051061+3754003	0.01732	0.00005	nucleus	KPNO
CSS151120:044526-190158	Anonymous	0.0719	0.0006	nucleus	SOAR
iPTF17fs	Anonymous	0.108	0.005	SN	GTC/GCN 20409
PS15mt	SDSS J095444.27+231151.6	0.07085	0.00009	SN position	Keck II
PS15ahs	MCG +7-37-11	0.02551	0.00004	nucleus	SOAR
PS15asb	Anonymous	0.0486	0.0003	nucleus	Keck I
PS15atx	2MASX J13031865-2303572	0.0719	0.0003	SN position	SALT
PS15bbn	Anonymous	0.03710	0.00012	nucleus	Keck I
PS15bif	Anonymous	0.0794	0.0003	SN position	SOAR
PS15brr	GALEXASC J235326.18-153921.5	0.05180	0.00009	nucleus	SOAR
PS15bst	GALEXASC J233401.02-131743.5	0.08850	0.00017	SN position	SOAR
PS15bwh	Anonymous	0.0727	0.0004	nucleus	Keck I
PS15cfn	GALEXASC J215922.04-210713.3	0.1106	0.0015	SN position	SOAR
PS15cku	2MASX J01242239+0335168	0.02327	0.00007	SN position	SOAR
PS15cwx	2MFGC 04279	0.03006	0.00011	nucleus	SOAR

<sup>1</sup>If just a telescope is listed, the spectrum was obtained by us and (re-)analysed for this study. If just an ATEL is listed, we simply list the redshift reported in that ATEL. If both a telescope and ATEL are listed, we analyzed the publicly available spectrum, which was either submitted to TNS or WISERep, and report our derived redshift.

Table 4. Significant Redshift Differences

SN	Reported $z$	Updated $z$	Absolute $z$ Difference	$\mu$ Bias (mag)
2016J	0.034	0.0264217	0.0075783	0.560
2016aqs	0.03	0.0250655	0.0049345	0.398
2016asf	0.021	0.0180194	0.0029806	0.337
2016blg	0.07	0.0610813	0.0089187	0.310
2016cck	0.041 <sup>1</sup>	0.03557	0.00543	0.317
2016cvv	0.038	0.0445710	0.006571	-0.357
2016eee	0.026	0.03029	0.00429	-0.339
2016gfr	0.014	0.016693	0.002693	-0.386
2016glz	0.02	0.0409939	0.0209939	-1.592
2016gsn	0.018	0.0150541	0.0029459	0.393
2017jl	0.02	0.0163310	0.003669	0.446
2017lc	0.05	0.060 <sup>2</sup>	0.01	-0.411
2017cfc	0.03	0.0240270	0.005973	0.492
2017cgr	0.037	0.0305840	0.006416	0.424
2017cii	0.04 <sup>3</sup>	0.0332378	0.0067622	0.413
ASASSN-15hy	0.025	0.01793	0.00707	0.733
iPTF17fs	0.068	0.108	0.040	-1.06
PS15ahs	0.03	0.0255129	0.0044871	0.359
PS15asb	0.03	0.0486300	0.01863	-1.079
PS15cwx	0.046	0.0301	0.0159	0.946
PSN J23102264+0735202	0.055	0.0301	0.0249	1.348
	0.046	0.03915	0.00685	0.361

<sup>1</sup>Piascik & Steele (2016) initially reported a redshift of 0.04, but Zhang et al. (2016) reported a redshift of 0.037, which is only moderately different from our measured value of 0.03557.

<sup>2</sup>The SN is most similar to SN 2000cx (Li et al. 2001) at  $z = 0.060 \pm 0.002$ . However, it is also somewhat similar to SN 1991bg-like objects at  $z = 0.047 \pm 0.007$ .

<sup>3</sup>Fraser et al. (2017) initially reported a redshift of 0.04, but Morrell et al. (2017) reported a NED redshift of 0.033253, which is only slightly different from our preferred value of 0.0332378.

Table 5. Classification Differences

SN	Reported Class.	Updated Class.
2015M	SN 1991T-like	SN 2006gz-like
2016aex	SN 1991T-like?	SN 1991T-like
2016alt	Normal	SN 2006gz-like
2016aqa	Normal	SN 1991T-like
2016aqb	Normal	SN 1991T-like
2016arc	Normal	SN 1991bg-like
2016ayf	Normal	SN 1991T-like
2016enx	SN 1991T-like?	SN 1991T-like
2017jl	Normal	SN 1991T-like?
2017lc	Normal	SN 2000cx-like?; SN 1991bg-like?
2017mu	Normal	SN 2006gz-like
PS15zn	SN Ia	SN Ic
PS15bwh	Normal	SN 1991T-like
PS15cwx	SN 1991T-like	Normal <sup>1</sup>
PSN J23102264+0735202	Normal	SN 2006gz-like <sup>2</sup>

<sup>1</sup>Spectrum provided by C. Kilpatrick, private comm.

<sup>2</sup>[Elias-Rosa et al. \(2015\)](#) remark that at the nominal host redshift that the SN would have a low Si II ejecta velocity, and suggest that the host galaxy was misidentified. However, the spectrum is more consistent with SN 2006gz at the nominal redshift (see also Table 4).



Table 6. Foundation Sample Light-curve Parameters

SN	$z_{\text{helio}}$	$z_{\text{CMB}}$	Peak MJD	$x_1$	$c$	$m_B$ (mag)
2015I	0.00759 (0.00001)	0.00875 (0.00001)	57157.10 (0.14)	-0.20 (0.19)	0.035 (0.032)	13.67 (0.05)
2015M	0.02316 (0.00017)	0.02281 (0.00017)	57168.67 (0.13)	0.42 (0.08)	0.005 (0.027)	15.24 (0.03)
2015ar	0.01700 (0.00004)	0.01635 (0.00004)	57352.05 (0.17)	-1.96 (0.19)	-0.092 (0.038)	14.77 (0.06)
2015az	0.02012 (0.00010)	0.02133 (0.00010)	57362.09 (0.15)	0.13 (0.08)	0.018 (0.036)	14.90 (0.10)
2016E	0.05273 (0.00002)	0.05318 (0.00002)	57392.44 (0.21)	-0.09 (0.17)	-0.055 (0.035)	17.41 (0.06)
2016F	0.01613 (0.00001)	0.01513 (0.00001)	57406.45 (0.09)	0.21 (0.07)	0.010 (0.028)	14.88 (0.04)
2016H	0.04611 (0.00001)	0.04748 (0.00001)	57400.28 (0.21)	-0.63 (0.11)	0.003 (0.028)	17.42 (0.04)
2016J	0.02642 (0.00006)	0.02720 (0.00006)	57400.64 (0.16)	0.54 (0.13)	0.067 (0.041)	16.05 (0.14)
2016K	0.03075 (0.00008)	0.03012 (0.00008)	57401.90 (0.03)	-1.76 (0.14)	-0.018 (0.033)	16.41 (0.04)
2016W	0.01925 (0.00007)	0.01968 (0.00007)	57417.84 (0.13)	-1.39 (0.10)	0.061 (0.032)	15.55 (0.05)
2016ac	0.02567 (0.00007)	0.02800 (0.00007)	57409.34 (0.11)	0.91 (0.15)	0.170 (0.032)	16.41 (0.04)
2016acs	0.05547 (0.00001)	0.05714 (0.00001)	57434.12 (0.17)	-0.06 (0.18)	0.044 (0.030)	17.85 (0.04)
2016aew	0.02493 (0.00001)	0.02544 (0.00001)	57437.86 (0.20)	-1.67 (0.07)	-0.053 (0.032)	16.04 (0.04)
2016aex	0.02852 (0.00015)	0.02998 (0.00015)	57439.76 (0.12)	0.80 (0.10)	-0.034 (0.035)	16.01 (0.09)
2016afb	0.06766 (0.00100)	0.06834 (0.00100)	57416.17 (0.66)	0.71 (0.18)	-0.163 (0.031)	17.51 (0.05)
2016afk	0.04560 (0.00001)	0.04726 (0.00001)	57440.60 (0.31)	-0.09 (0.19)	0.063 (0.032)	17.50 (0.05)
2016ah	0.04781 (0.00001)	0.04954 (0.00001)	57394.93 (0.18)	-1.24 (0.14)	-0.037 (0.032)	17.32 (0.04)
2016ai	0.09173 (0.00001)	0.09272 (0.00001)	57402.08 (0.27)	0.67 (0.17)	0.074 (0.033)	18.42 (0.05)
2016ajf	0.02031 (0.00003)	0.02165 (0.00003)	57442.32 (0.03)	-2.92 (0.17)	0.208 (0.045)	16.51 (0.10)
2016ajl	0.06741 (0.00005)	0.06838 (0.00005)	57442.70 (0.39)	-1.05 (0.31)	-0.008 (0.036)	18.11 (0.05)
2016aqa	0.05459 (0.00030)	0.05640 (0.00030)	57443.02 (0.07)	0.31 (0.18)	0.153 (0.032)	17.61 (0.05)
2016aqb	0.06289 (0.00004)	0.06391 (0.00004)	57450.48 (0.20)	0.72 (0.20)	-0.144 (0.031)	17.23 (0.06)
2016aqs	0.02507 (0.00002)	0.02517 (0.00002)	57456.25 (0.11)	1.18 (0.12)	0.026 (0.029)	15.93 (0.05)
2016aqt	0.05041 (0.00001)	0.05090 (0.00001)	57454.56 (0.09)	1.15 (0.11)	0.055 (0.029)	16.91 (0.04)
2016aqz	0.02668 (0.00001)	0.02926 (0.00001)	57454.88 (0.17)	-0.39 (0.08)	0.295 (0.029)	17.11 (0.04)
2016arc	0.01273 (0.00003)	0.01027 (0.00003)	57448.52 (0.28)	-2.49 (0.20)	0.253 (0.049)	16.16 (0.10)
2016asf	0.01802 (0.00001)	0.01892 (0.00001)	57464.64 (0.16)	0.34 (0.11)	0.038 (0.034)	15.31 (0.08)
2016aud	0.04191 (0.00004)	0.04345 (0.00004)	57459.79 (0.43)	1.45 (0.16)	0.014 (0.030)	16.82 (0.05)
2016axb	0.03930 (0.00001)	0.04055 (0.00001)	57461.28 (0.02)	-0.72 (0.11)	-0.021 (0.032)	16.90 (0.04)
2016axw	0.05400 (0.00001)	0.05483 (0.00001)	57461.05 (0.34)	0.81 (0.18)	-0.139 (0.030)	17.14 (0.04)
2016ayf	0.03480 (0.00001)	0.03583 (0.00001)	57460.99 (0.03)	-0.96 (0.14)	0.088 (0.033)	16.62 (0.04)
2016ayg	0.04269 (0.00012)	0.04342 (0.00012)	57467.61 (0.14)	-0.18 (0.15)	-0.117 (0.030)	16.91 (0.04)
2016baq	0.03486 (0.00001)	0.03649 (0.00001)	57465.05 (0.21)	-0.70 (0.11)	0.049 (0.030)	16.83 (0.04)
2016bew	0.05343 (0.00008)	0.05504 (0.00008)	57466.80 (0.21)	-0.85 (0.20)	0.014 (0.036)	17.68 (0.07)
2016bey	0.07302 (0.00002)	0.07396 (0.00002)	57452.90 (0.05)	-1.73 (0.22)	-0.366 (0.059)	17.30 (0.08)
2016bfc	0.04779 (0.00017)	0.04823 (0.00017)	57470.02 (0.34)	1.38 (0.18)	-0.079 (0.029)	16.84 (0.04)
2016bkw	0.07772 (0.00010)	0.07834 (0.00010)	57434.92 (0.38)	0.57 (0.28)	-0.148 (0.031)	18.13 (0.04)
2016blc	0.01285 (0.00010)	0.01422 (0.00010)	57489.87 (0.07)	0.50 (0.07)	-0.088 (0.028)	14.29 (0.04)
2016blg	0.06108 (0.00012)	0.06217 (0.00012)	57477.11 (1.08)	-0.74 (0.26)	0.037 (0.050)	17.97 (0.11)
2016blh	0.02380 (0.00021)	0.02387 (0.00021)	57480.01 (0.14)	-1.91 (0.09)	0.401 (0.037)	17.41 (0.06)
2016blj	0.03466 (0.00015)	0.03468 (0.00015)	57482.77 (0.34)	-0.26 (0.12)	0.066 (0.030)	16.70 (0.05)
2016blm	0.03064 (0.00004)	0.03120 (0.00004)	57482.16 (0.18)	-0.23 (0.12)	-0.022 (0.046)	16.31 (0.16)
2016bln	0.02330 (0.00003)	0.02361 (0.00003)	57499.59 (0.09)	1.13 (0.11)	0.004 (0.029)	15.63 (0.04)
2016bmc	0.02802 (0.00008)	0.02804 (0.00008)	57486.89 (0.52)	-1.55 (0.15)	-0.017 (0.048)	16.25 (0.12)
2016bmh	0.02302 (0.00009)	0.02388 (0.00009)	57500.82 (0.16)	0.60 (0.11)	0.034 (0.034)	15.89 (0.08)
2016bpb	0.06270 (0.00021)	0.06376 (0.00021)	57487.52 (0.17)	-1.17 (0.21)	-0.107 (0.031)	17.70 (0.04)
2016cby	0.02491 (0.00001)	0.02554 (0.00001)	57511.29 (0.30)	1.23 (0.18)	0.134 (0.030)	16.58 (0.04)
2016ccj	0.04138 (0.00001)	0.04235 (0.00001)	57524.83 (0.22)	3.03 (0.18)	-0.022 (0.031)	16.49 (0.04)
2016cck	0.03557 (0.00002)	0.03576 (0.00002)	57509.46 (0.42)	-0.10 (0.22)	-0.088 (0.034)	16.73 (0.07)
2016ccz	0.01502 (0.00001)	0.01541 (0.00001)	57538.08 (0.09)	0.06 (0.08)	0.072 (0.027)	15.08 (0.04)
2016cob	0.02890 (0.00021)	0.03075 (0.00021)	57539.86 (0.44)	0.68 (0.17)	-0.114 (0.029)	15.83 (0.04)
2016coj	0.00452 (0.00006)	0.00580 (0.00006)	57548.11 (0.11)	-1.44 (0.08)	-0.007 (0.031)	12.85 (0.04)
2016cor	0.04954 (0.00003)	0.05092 (0.00003)	57541.54 (0.26)	-0.32 (0.22)	0.199 (0.031)	18.14 (0.04)
2016cpy	0.02920 (0.00001)	0.02949 (0.00001)	57542.34 (0.39)	-1.34 (0.13)	-0.041 (0.033)	16.13 (0.05)
2016cuv	0.08320 (0.00017)	0.08353 (0.00017)	57555.77 (1.09)	-0.15 (0.50)	-0.026 (0.042)	18.51 (0.07)
2016cvn	0.01369 (0.00012)	0.01383 (0.00012)	57554.79 (0.43)	0.22 (0.13)	1.000 (0.047)	17.20 (0.03)
2016cvv	0.04457 (0.00040)	0.04428 (0.00040)	57558.50 (0.54)	1.21 (0.19)	0.074 (0.034)	17.20 (0.07)
2016cvw	0.03888 (0.00009)	0.03823 (0.00009)	57559.86 (0.40)	-1.71 (0.16)	-0.020 (0.036)	17.01 (0.06)

Table 6 (cont'd)

SN	$z_{\text{helio}}$	$z_{\text{CMB}}$	Peak MJD	$x_1$	$c$	$m_B$ (mag)
2016cxb	0.02954 (0.00009)	0.02918 (0.00009)	57564.47 (0.32)	1.19 (0.12)	-0.092 (0.031)	16.04 (0.06)
2016cyt	0.03074 (0.00009)	0.03068 (0.00009)	57580.52 (0.12)	-1.73 (0.09)	-0.092 (0.031)	16.12 (0.06)
2016czc	0.05093 (0.00001)	0.05141 (0.00001)	57582.35 (0.48)	1.35 (0.26)	-0.091 (0.030)	16.94 (0.04)
2016dxe	0.07363 (0.00001)	0.07387 (0.00001)	57490.64 (0.07)	0.76 (0.14)	-0.071 (0.030)	18.01 (0.04)
2016dxv	0.02431 (0.00016)	0.02447 (0.00016)	57508.59 (0.22)	0.40 (0.10)	-0.103 (0.031)	15.60 (0.05)
2016eee	0.03029 (0.00015)	0.03112 (0.00015)	57517.58 (0.23)	0.86 (0.13)	-0.058 (0.028)	16.16 (0.03)
2016eja	0.03086 (0.00001)	0.03080 (0.00001)	57597.04 (0.05)	1.14 (0.15)	0.052 (0.035)	16.29 (0.08)
2016eky	0.05127 (0.00003)	0.05017 (0.00003)	57598.11 (0.32)	0.73 (0.22)	-0.072 (0.032)	17.27 (0.06)
2016enx	0.07180 (0.00006)	0.07204 (0.00006)	57609.10 (0.54)	0.32 (0.26)	0.070 (0.032)	18.21 (0.04)
2016eoa	0.02109 (0.00007)	0.02117 (0.00007)	57615.72 (0.17)	-1.51 (0.14)	0.015 (0.035)	15.66 (0.06)
2016eqb	0.02531 (0.00015)	0.02477 (0.00015)	57605.20 (0.39)	-0.14 (0.10)	0.090 (0.029)	15.97 (0.04)
2016esh	0.04457 (0.00003)	0.04587 (0.00003)	57613.23 (0.22)	-1.00 (0.23)	-0.118 (0.033)	16.83 (0.05)
2016euj	0.01701 (0.00010)	0.01697 (0.00010)	57619.31 (0.15)	-1.04 (0.10)	-0.066 (0.030)	14.99 (0.04)
2016ews	0.04555 (0.00001)	0.04640 (0.00001)	57619.93 (0.18)	0.96 (0.19)	-0.157 (0.032)	16.75 (0.05)
2016fbk	0.03587 (0.00001)	0.03571 (0.00001)	57625.13 (0.15)	-0.16 (0.12)	0.117 (0.030)	17.13 (0.05)
2016fbo	0.03046 (0.00009)	0.02985 (0.00009)	57627.02 (0.54)	0.06 (0.13)	-0.051 (0.032)	16.05 (0.05)
2016fff	0.01144 (0.00001)	0.01123 (0.00001)	57629.98 (0.23)	-1.95 (0.15)	-0.026 (0.039)	14.58 (0.05)
2016ffh	0.01819 (0.00001)	0.01842 (0.00001)	57630.79 (0.33)	-0.82 (0.15)	0.020 (0.015)	15.55 (0.03)
2016gfr	0.01669 (0.00012)	0.01671 (0.00012)	57657.54 (0.20)	0.24 (0.11)	-0.021 (0.033)	14.61 (0.08)
2016ghq	0.02140 (0.00022)	0.02119 (0.00022)	57651.89 (0.37)	-1.50 (0.14)	0.334 (0.038)	16.57 (0.06)
2016gkt	0.05072 (0.00015)	0.04941 (0.00015)	57644.06 (0.84)	-1.07 (0.19)	0.042 (0.054)	17.23 (0.11)
2016glp	0.08493 (0.00012)	0.08412 (0.00012)	57658.73 (0.23)	0.98 (0.36)	0.136 (0.043)	18.85 (0.07)
2016glz	0.04099 (0.00007)	0.04100 (0.00007)	57664.48 (0.38)	1.21 (0.23)	-0.015 (0.032)	16.59 (0.06)
2016gmb	0.05827 (0.00008)	0.05856 (0.00008)	57656.22 (0.93)	1.29 (0.28)	-0.109 (0.036)	17.30 (0.06)
2016gmg	0.04944 (0.00011)	0.04853 (0.00011)	57662.19 (0.24)	-1.85 (0.26)	-0.051 (0.043)	17.50 (0.09)
2016gou	0.01552 (0.00100)	0.01537 (0.00100)	57666.57 (0.09)	0.03 (0.09)	0.079 (0.033)	15.35 (0.08)
2016grz	0.08748 (0.00050)	0.08712 (0.00050)	57670.56 (0.01)	0.86 (0.38)	0.060 (0.038)	18.63 (0.05)
2016gsn	0.01505 (0.00004)	0.01409 (0.00004)	57671.76 (0.12)	0.90 (0.13)	-0.070 (0.039)	14.25 (0.12)
2016gsu	0.07642 (0.00006)	0.07582 (0.00006)	57670.86 (0.02)	-1.14 (0.26)	-0.034 (0.036)	18.36 (0.05)
2016gye	0.02117 (0.00011)	0.02170 (0.00011)	57674.58 (0.20)	-1.26 (0.16)	-0.046 (0.034)	15.21 (0.06)
2016hgw	0.02308 (0.00003)	0.02223 (0.00003)	57689.27 (0.55)	-2.53 (0.21)	0.111 (0.045)	16.45 (0.11)
2016hhv	0.06194 (0.00014)	0.06118 (0.00014)	57694.64 (0.28)	-1.55 (0.20)	-0.128 (0.040)	17.72 (0.06)
2016hjk	0.08527 (0.00015)	0.08493 (0.00015)	57686.19 (0.26)	0.75 (0.28)	0.026 (0.037)	18.09 (0.05)
2016hli	0.01675 (0.00010)	0.01553 (0.00010)	57694.98 (0.60)	-1.73 (0.23)	0.044 (0.061)	15.18 (0.24)
2016hns	0.03817 (0.00006)	0.03729 (0.00006)	57697.45 (0.21)	-1.11 (0.17)	-0.108 (0.032)	16.62 (0.05)
2016hot	0.07900 (0.00300)	0.07849 (0.00300)	57695.48 (0.68)	2.07 (0.35)	0.243 (0.036)	17.83 (0.05)
2016hpw	0.02117 (0.00018)	0.02028 (0.00018)	57703.56 (0.10)	0.79 (0.17)	0.099 (0.050)	15.68 (0.08)
2016hpx	0.03338 (0.00046)	0.03246 (0.00046)	57703.93 (0.19)	0.66 (0.12)	-0.031 (0.032)	16.19 (0.04)
2016hqf	0.05447 (0.00001)	0.05225 (0.00001)	57694.91 (0.66)	1.47 (0.31)	-0.014 (0.035)	17.40 (0.06)
2016htm	0.04331 (0.00015)	0.04288 (0.00015)	57702.65 (0.13)	-0.06 (0.16)	-0.080 (0.027)	16.85 (0.04)
2016htn	0.05312 (0.00015)	0.05275 (0.00015)	57701.32 (0.26)	0.14 (0.23)	0.076 (0.031)	17.78 (0.04)
2016hvl	0.01308 (0.00001)	0.01373 (0.00001)	57711.04 (0.15)	1.22 (0.16)	0.057 (0.063)	14.19 (0.23)
2016ick	0.05250 (0.00010)	0.05123 (0.00010)	57719.50 (0.15)	0.43 (0.21)	-0.072 (0.031)	17.28 (0.04)
2016idy	0.04485 (0.00004)	0.04343 (0.00004)	57665.36 (0.26)	0.46 (0.14)	-0.083 (0.033)	16.75 (0.05)
2016ixf	0.06602 (0.00011)	0.06707 (0.00011)	57742.32 (0.71)	0.94 (0.27)	-0.104 (0.034)	17.78 (0.05)
2016iyv	0.03100 (0.00200)	0.03182 (0.00200)	57749.96 (0.26)	1.45 (0.17)	-0.048 (0.031)	15.90 (0.05)
2016jem	0.04937 (0.00013)	0.04797 (0.00013)	57755.88 (0.25)	2.42 (0.52)	-0.062 (0.045)	16.74 (0.06)
2016ys	0.02834 (0.00001)	0.02918 (0.00001)	57416.59 (0.49)	1.01 (0.15)	0.221 (0.032)	16.76 (0.05)
2016zd	0.03194 (0.00015)	0.03307 (0.00015)	57430.14 (0.13)	0.64 (0.12)	-0.155 (0.029)	15.89 (0.05)
2017aaa	0.04681 (0.00001)	0.04790 (0.00001)	57798.77 (0.07)	1.29 (0.19)	-0.061 (0.033)	16.97 (0.05)
2017adj	0.03165 (0.00010)	0.03146 (0.00010)	57796.68 (0.23)	-0.07 (0.12)	-0.096 (0.033)	16.09 (0.07)
2017awz	0.02222 (0.00001)	0.02327 (0.00001)	57813.25 (0.14)	0.79 (0.11)	0.034 (0.030)	15.35 (0.04)
2017azk	0.07339 (0.00002)	0.07426 (0.00002)	57812.12 (0.24)	-1.10 (0.26)	-0.057 (0.037)	18.10 (0.06)
2017cfb	0.02290 (0.00001)	0.02276 (0.00001)	57836.83 (0.28)	1.02 (0.16)	-0.072 (0.030)	15.28 (0.04)
2017cfc	0.02403 (0.00016)	0.02495 (0.00016)	57837.56 (0.12)	-0.88 (0.09)	0.011 (0.028)	15.90 (0.04)
2017cfd	0.01209 (0.00016)	0.01270 (0.00016)	57843.68 (0.10)	-0.43 (0.09)	0.058 (0.030)	14.55 (0.04)
2017cgr	0.03058 (0.00015)	0.03107 (0.00015)	57804.23 (0.96)	-0.06 (0.18)	0.008 (0.034)	16.34 (0.06)
2017cii	0.03324 (0.00001)	0.03277 (0.00001)	57837.52 (0.58)	0.38 (0.15)	-0.089 (0.031)	16.29 (0.06)

Table 6 (cont'd)

SN	$z_{\text{helio}}$	$z_{\text{CMB}}$	Peak MJD	$x_1$	$c$	$m_B$ (mag)
2017cju	0.04924 (0.00001)	0.05081 (0.00001)	57836.81 (0.46)	-1.43 (0.17)	0.045 (0.034)	17.51 (0.05)
2017cjb	0.05953 (0.00014)	0.06104 (0.00014)	57839.86 (0.57)	-1.28 (0.27)	-0.102 (0.033)	17.69 (0.04)
2017ckd	0.06828 (0.00001)	0.06892 (0.00001)	57842.91 (0.25)	-0.81 (0.21)	-0.030 (0.032)	18.01 (0.04)
2017ckx	0.02716 (0.00001)	0.02835 (0.00001)	57846.59 (0.59)	1.74 (0.36)	0.007 (0.035)	16.02 (0.05)
2017coa	0.04000 (0.00300)	0.04090 (0.00300)	57848.77 (0.46)	0.91 (0.28)	-0.020 (0.036)	16.97 (0.05)
2017cpu	0.05441 (0.00001)	0.05500 (0.00001)	57847.56 (0.67)	0.74 (0.34)	-0.072 (0.032)	17.10 (0.04)
2017dfq	0.03766 (0.00105)	0.03840 (0.00105)	57839.33 (0.55)	1.31 (0.22)	0.107 (0.032)	17.19 (0.05)
2017dz	0.09200 (0.01000)	0.09291 (0.01000)	57766.82 (0.77)	1.52 (0.63)	0.049 (0.067)	18.93 (0.13)
2017hm	0.02127 (0.00011)	0.02224 (0.00011)	57773.63 (0.51)	0.42 (0.32)	-0.056 (0.037)	15.19 (0.05)
2017hn	0.02385 (0.00001)	0.02585 (0.00001)	57768.06 (0.42)	0.75 (0.21)	-0.020 (0.032)	15.64 (0.04)
2017jl	0.01633 (0.00044)	0.01524 (0.00044)	57784.95 (0.11)	0.66 (0.12)	0.003 (0.031)	14.49 (0.05)
2017lc	0.06000 (0.00200)	0.06127 (0.00200)	57769.98 (1.43)	0.02 (0.44)	-0.060 (0.052)	18.00 (0.13)
2017lm	0.03064 (0.00006)	0.03017 (0.00006)	57778.89 (0.42)	1.03 (0.27)	-0.012 (0.032)	16.14 (0.05)
2017ln	0.02537 (0.00001)	0.02742 (0.00001)	57777.03 (0.35)	-1.62 (0.17)	-0.028 (0.030)	16.15 (0.04)
2017lv	0.02871 (0.00003)	0.02989 (0.00003)	57776.57 (0.52)	-1.98 (0.12)	-0.098 (0.038)	16.28 (0.07)
2017me	0.03266 (0.00001)	0.03393 (0.00001)	57782.50 (0.08)	1.40 (0.12)	0.172 (0.030)	17.07 (0.04)
2017mf	0.02561 (0.00001)	0.02582 (0.00001)	57779.10 (0.06)	-0.09 (0.10)	-0.012 (0.029)	16.01 (0.04)
2017ms	0.02448 (0.00001)	0.02596 (0.00001)	57782.34 (0.33)	0.47 (0.18)	-0.133 (0.029)	15.52 (0.04)
2017mu	0.08162 (0.00043)	0.08247 (0.00043)	57772.27 (0.07)	0.46 (0.36)	-0.016 (0.047)	18.67 (0.07)
2017nk	0.03445 (0.00001)	0.03368 (0.00001)	57775.69 (0.17)	0.42 (0.25)	0.420 (0.046)	17.69 (0.07)
2017ns	0.02877 (0.00040)	0.02838 (0.00040)	57784.24 (0.23)	-0.73 (0.22)	0.225 (0.036)	16.82 (0.07)
2017nw	0.07696 (0.00007)	0.07795 (0.00007)	57777.25 (1.21)	1.38 (0.38)	-0.035 (0.039)	18.14 (0.07)
2017oz	0.05569 (0.00001)	0.05612 (0.00001)	57787.76 (0.33)	0.28 (0.25)	-0.043 (0.031)	17.51 (0.04)
2017po	0.03183 (0.00001)	0.03233 (0.00001)	57784.34 (0.09)	0.14 (0.11)	-0.085 (0.029)	16.11 (0.04)
2017wb	0.03065 (0.00008)	0.03110 (0.00008)	57790.15 (0.21)	1.35 (0.14)	0.060 (0.029)	16.34 (0.04)
2017ya	0.06996 (0.00002)	0.06906 (0.00002)	57782.68 (0.02)	1.53 (0.80)	0.038 (0.063)	17.73 (0.09)
2017yh	0.02040 (0.00002)	0.02038 (0.00002)	57791.14 (0.19)	-0.98 (0.14)	0.072 (0.033)	15.64 (0.06)
2017yk	0.04644 (0.00015)	0.04689 (0.00015)	57788.89 (0.35)	-0.69 (0.24)	0.192 (0.033)	17.98 (0.05)
2017zd	0.02947 (0.00015)	0.02910 (0.00015)	57793.13 (0.12)	0.30 (0.10)	-0.039 (0.030)	15.89 (0.06)
ASASSN-15bc	0.03671 (0.00010)	0.03795 (0.00010)	57047.86 (0.16)	0.59 (0.15)	0.053 (0.028)	16.84 (0.04)
ASASSN-15bm	0.02043 (0.00010)	0.02000 (0.00010)	57054.12 (0.26)	0.81 (0.23)	0.156 (0.034)	15.61 (0.06)
ASASSN-15fa	0.02735 (0.00001)	0.02726 (0.00001)	57102.10 (0.38)	0.77 (0.18)	0.069 (0.029)	16.29 (0.04)
ASASSN-15fs	0.02902 (0.00005)	0.02920 (0.00005)	57113.33 (0.20)	0.04 (0.10)	0.015 (0.030)	16.00 (0.06)
ASASSN-15ga	0.00660 (0.00001)	0.00797 (0.00001)	57115.62 (0.39)	-2.86 (0.22)	0.387 (0.064)	15.14 (0.07)
ASASSN-15go	0.01892 (0.00015)	0.01868 (0.00015)	57122.71 (0.10)	2.47 (0.54)	0.244 (0.045)	15.85 (0.10)
ASASSN-15hg	0.02992 (0.00001)	0.03134 (0.00001)	57131.32 (0.54)	-1.23 (0.13)	0.008 (0.032)	16.59 (0.05)
ASASSN-15hy	0.01793 (0.00022)	0.01730 (0.00022)	57153.23 (0.36)	3.25 (0.30)	0.322 (0.041)	15.03 (0.09)
ASASSN-15il	0.02332 (0.00015)	0.02290 (0.00015)	57161.44 (0.17)	1.22 (0.11)	-0.081 (0.035)	15.18 (0.10)
ASASSN-15jl	0.03468 (0.00001)	0.03519 (0.00001)	57165.95 (0.25)	0.40 (0.13)	-0.069 (0.027)	16.41 (0.03)
ASASSN-15jt	0.02306 (0.00001)	0.02225 (0.00001)	57169.79 (0.15)	-2.39 (0.14)	0.179 (0.036)	16.70 (0.04)
ASASSN-15kx	0.01802 (0.00008)	0.01684 (0.00008)	57191.62 (0.16)	-1.42 (0.14)	-0.075 (0.038)	15.35 (0.10)
ASASSN-15la	0.02782 (0.00001)	0.02825 (0.00001)	57190.11 (0.22)	-0.96 (0.21)	0.045 (0.030)	16.08 (0.04)
ASASSN-15lg	0.02015 (0.00001)	0.02037 (0.00001)	57196.42 (0.30)	-1.24 (0.14)	-0.089 (0.037)	15.39 (0.05)
ASASSN-15lu	0.03505 (0.00001)	0.03642 (0.00001)	57199.51 (0.07)	-0.62 (0.16)	-0.032 (0.030)	16.76 (0.04)
ASASSN-15mf	0.02604 (0.00001)	0.02688 (0.00001)	57211.62 (0.18)	-0.74 (0.10)	-0.043 (0.030)	15.93 (0.04)
ASASSN-15mg	0.04278 (0.00001)	0.04449 (0.00001)	57218.09 (0.14)	-1.55 (0.15)	-0.032 (0.032)	17.22 (0.04)
ASASSN-15mi	0.03442 (0.00001)	0.03595 (0.00001)	57231.17 (0.16)	0.60 (0.12)	-0.000 (0.028)	16.25 (0.04)
ASASSN-15np	0.03768 (0.00005)	0.03913 (0.00005)	57241.59 (0.65)	-0.97 (0.22)	0.047 (0.031)	17.05 (0.04)
ASASSN-15nq	0.03036 (0.00001)	0.02996 (0.00001)	57247.61 (0.14)	-0.28 (0.12)	-0.080 (0.030)	16.10 (0.04)
ASASSN-15nr	0.02321 (0.00018)	0.02342 (0.00018)	57250.11 (0.14)	1.24 (0.18)	0.040 (0.036)	15.56 (0.08)
ASASSN-15od	0.01760 (0.00001)	0.01703 (0.00001)	57256.47 (0.29)	-1.09 (0.12)	-0.101 (0.031)	15.03 (0.04)
ASASSN-15oh	0.01683 (0.00011)	0.01563 (0.00011)	57255.90 (0.22)	-1.59 (0.16)	0.043 (0.042)	15.46 (0.09)
ASASSN-15pm	0.04878 (0.00015)	0.04850 (0.00015)	57277.89 (0.55)	0.40 (0.22)	-0.095 (0.029)	16.95 (0.04)
ASASSN-15pn	0.03836 (0.00001)	0.03955 (0.00001)	57279.45 (0.18)	0.55 (0.13)	-0.039 (0.032)	16.88 (0.06)
ASASSN-15pr	0.03309 (0.00015)	0.03303 (0.00015)	57283.08 (0.91)	-0.64 (0.22)	-0.043 (0.038)	16.65 (0.06)
ASASSN-15py	0.04473 (0.00001)	0.04562 (0.00001)	57288.86 (0.97)	-0.00 (0.26)	0.114 (0.043)	17.32 (0.09)
ASASSN-15rw	0.01884 (0.00007)	0.01839 (0.00007)	57329.44 (0.11)	1.38 (0.10)	-0.021 (0.035)	14.93 (0.08)
ASASSN-15sb	0.02271 (0.00015)	0.02279 (0.00015)	57321.22 (0.49)	-0.98 (0.24)	0.566 (0.059)	16.73 (0.18)

Table 6 (cont'd)

SN	$z_{\text{helio}}$	$z_{\text{CMB}}$	Peak MJD	$x_1$	$c$	$m_B$ (mag)
ASASSN-15sf	0.02468 (0.00100)	0.02445 (0.00100)	57333.24 (0.19)	1.01 (0.14)	-0.065 (0.030)	15.70 (0.04)
ASASSN-15so	0.00702 (0.00001)	0.00887 (0.00001)	57345.34 (0.11)	-0.71 (0.07)	-0.052 (0.029)	13.46 (0.04)
ASASSN-15ss	0.03556 (0.00012)	0.03618 (0.00012)	57338.43 (0.14)	0.82 (0.15)	-0.088 (0.042)	16.33 (0.13)
ASASSN-15tg	0.03562 (0.00006)	0.03540 (0.00006)	57361.61 (0.04)	1.46 (0.13)	-0.058 (0.030)	16.23 (0.04)
ASASSN-15ti	0.01732 (0.00006)	0.01594 (0.00006)	57364.11 (0.16)	-1.46 (0.10)	-0.033 (0.037)	15.38 (0.09)
ASASSN-15tz	0.02286 (0.00003)	0.02402 (0.00003)	57376.16 (0.18)	-1.53 (0.14)	0.111 (0.041)	16.22 (0.10)
ASASSN-15uu	0.02678 (0.00001)	0.02631 (0.00001)	57389.59 (0.39)	1.01 (0.18)	0.190 (0.033)	16.28 (0.05)
ASASSN-15uv	0.02028 (0.00002)	0.02161 (0.00002)	57392.74 (0.09)	0.17 (0.08)	0.273 (0.029)	16.33 (0.04)
ASASSN-15uw	0.03081 (0.00015)	0.03068 (0.00015)	57393.31 (0.19)	-0.68 (0.13)	0.085 (0.030)	16.60 (0.04)
ASASSN-17co	0.01826 (0.00015)	0.01781 (0.00015)	57808.26 (0.19)	-0.58 (0.14)	0.100 (0.034)	15.31 (0.07)
CSS151120:044526-190158	0.07192 (0.00060)	0.07204 (0.00060)	57351.38 (0.45)	0.38 (0.23)	-0.020 (0.020)	17.74 (0.04)
MASTER OT J151647.17+283742.8	0.05644 (0.00001)	0.05672 (0.00001)	57582.46 (0.75)	-0.50 (0.28)	0.104 (0.041)	18.17 (0.07)
MASTER OT J222232.87-185224.3	0.02394 (0.00009)	0.02305 (0.00009)	57183.36 (0.91)	-2.33 (0.31)	0.702 (0.067)	18.49 (0.12)
PS15adh	0.10276 (0.00002)	0.10387 (0.00002)	57136.64 (0.80)	-0.57 (0.47)	-0.142 (0.043)	18.77 (0.05)
PS15ahs	0.02551 (0.00004)	0.02525 (0.00004)	57156.82 (0.06)	0.07 (0.07)	-0.087 (0.027)	15.71 (0.04)
PS15aai	0.04655 (0.00001)	0.04781 (0.00001)	57159.64 (0.10)	0.13 (0.11)	-0.072 (0.028)	17.10 (0.04)
PS15akf	0.05863 (0.00001)	0.06040 (0.00001)	57163.98 (0.42)	-1.34 (0.18)	0.229 (0.031)	18.15 (0.04)
PS15asb	0.04863 (0.00033)	0.05025 (0.00033)	57194.17 (0.17)	-1.39 (0.17)	-0.009 (0.034)	17.41 (0.05)
PS15atx	0.07188 (0.00027)	0.07304 (0.00027)	57192.98 (0.70)	-1.61 (0.59)	-0.165 (0.048)	18.17 (0.08)
PS15bbn	0.03710 (0.00012)	0.03617 (0.00012)	57213.86 (0.52)	1.57 (0.22)	-0.064 (0.032)	16.60 (0.06)
PS15bdr	0.07096 (0.00001)	0.07128 (0.00001)	57215.81 (0.16)	-2.19 (0.22)	-0.035 (0.036)	18.33 (0.04)
PS15bif	0.07937 (0.00027)	0.07830 (0.00027)	57234.06 (0.24)	0.34 (0.30)	-0.016 (0.034)	18.20 (0.06)
PS15bjg	0.06889 (0.00001)	0.06764 (0.00001)	57239.11 (0.17)	-1.16 (0.21)	-0.101 (0.037)	18.03 (0.07)
PS15brr	0.05180 (0.00009)	0.05051 (0.00009)	57259.41 (0.02)	0.82 (0.18)	-0.086 (0.033)	17.00 (0.05)
PS15bsq	0.03430 (0.00002)	0.03355 (0.00002)	57262.87 (0.12)	0.56 (0.12)	-0.071 (0.029)	16.26 (0.04)
PS15bst	0.08850 (0.00017)	0.08726 (0.00017)	57259.26 (1.27)	2.59 (0.65)	-0.046 (0.049)	18.34 (0.08)
PS15bwh	0.07267 (0.00043)	0.07149 (0.00043)	57278.96 (0.15)	0.84 (0.19)	-0.120 (0.030)	17.65 (0.04)
PS15bzz	0.08024 (0.00001)	0.07944 (0.00001)	57284.32 (0.67)	-0.89 (0.26)	-0.015 (0.032)	18.34 (0.04)
PS15cfn	0.11057 (0.00015)	0.10949 (0.00015)	57310.04 (0.30)	1.23 (0.34)	-0.080 (0.020)	18.83 (0.03)
PS15cge	0.08519 (0.00001)	0.08418 (0.00001)	57317.77 (0.10)	1.48 (0.41)	0.409 (0.066)	19.53 (0.10)
PS15cku	0.02327 (0.00007)	0.02357 (0.00007)	57319.34 (0.24)	0.64 (0.10)	0.008 (0.029)	15.72 (0.04)
PS15cms	0.06479 (0.00003)	0.06652 (0.00003)	57326.64 (0.19)	1.01 (0.15)	0.013 (0.033)	17.85 (0.05)
PS15cwx	0.03007 (0.00011)	0.03096 (0.00011)	57348.49 (0.27)	-1.42 (0.08)	-0.065 (0.040)	16.18 (0.10)
PS15cze	0.03937 (0.00002)	0.04078 (0.00002)	57364.41 (0.18)	-1.62 (0.23)	0.080 (0.042)	17.58 (0.12)
PS15mt	0.07085 (0.00009)	0.07148 (0.00009)	57105.83 (0.27)	1.45 (0.25)	-0.087 (0.030)	17.89 (0.04)
PS16amf	0.09000 (0.00600)	0.09058 (0.00600)	57440.23 (0.27)	2.78 (0.30)	0.127 (0.039)	18.06 (0.08)
PS16cqa	0.04386 (0.00001)	0.04536 (0.00001)	57545.28 (0.75)	-2.80 (0.35)	0.171 (0.052)	18.22 (0.08)
PS16drf	0.05749 (0.00010)	0.05601 (0.00010)	57610.68 (1.48)	-1.27 (0.50)	0.699 (0.089)	19.46 (0.13)
PS16em	0.06982 (0.00017)	0.07098 (0.00017)	57386.49 (0.86)	-0.98 (0.16)	0.181 (0.064)	18.77 (0.10)
PS17tn	0.04470 (0.00001)	0.04607 (0.00001)	57785.85 (0.12)	-0.71 (0.11)	0.041 (0.028)	17.31 (0.04)
PS17yt	0.06976 (0.00002)	0.07062 (0.00002)	57786.90 (0.12)	-0.20 (0.15)	-0.139 (0.027)	17.78 (0.04)
PSN J01534240+2956107	0.02565 (0.00001)	0.02563 (0.00001)	57393.65 (0.10)	-0.56 (0.08)	0.086 (0.029)	16.22 (0.05)
PSN J02524671+4656470	0.02809 (0.00003)	0.02803 (0.00003)	57289.71 (0.27)	-0.16 (0.13)	-0.080 (0.083)	15.93 (0.21)
PSN J08593491+4555343	0.02812 (0.00001)	0.02927 (0.00001)	57099.28 (0.15)	-0.76 (0.10)	0.063 (0.028)	16.51 (0.04)
PSN J12040516+1404059	0.04385 (0.00001)	0.04557 (0.00001)	57170.32 (0.10)	1.29 (0.17)	0.018 (0.032)	17.07 (0.04)
PSN J16025128+4713292	0.02025 (0.00013)	0.02033 (0.00013)	57172.44 (0.13)	0.68 (0.08)	0.097 (0.028)	15.68 (0.04)
PSN J16283836+3932552	0.03119 (0.00001)	0.03173 (0.00001)	57163.85 (0.27)	-2.39 (0.09)	-0.022 (0.033)	16.86 (0.04)
PSN J20435314+1230304	0.01550 (0.00002)	0.01506 (0.00002)	57226.03 (0.17)	-2.54 (0.15)	0.104 (0.040)	15.71 (0.07)
PSN J23102264+0735202	0.03915 (0.00009)	0.03801 (0.00009)	57281.19 (0.16)	0.50 (0.16)	0.159 (0.031)	17.38 (0.05)
PSN J23523718+1433092	0.02648 (0.00001)	0.02601 (0.00001)	57284.00 (0.44)	-2.01 (0.13)	-0.011 (0.036)	16.41 (0.05)
iPTF17fs	0.06800 (0.01000)	0.06852 (0.01000)	57762.57 (1.60)	1.35 (0.57)	0.178 (0.088)	19.27 (0.15)

Table 7. Sample Cuts

Criterion	No. of SNe Not Passing	Cum. No. of SNe Not Passing	SNe Remaining
Initial Sample	...	...	225
Not Similar to SNe Iax, SN 1991bg, or SN 2006gz	12	12	213
$E(B - V)_{MW} < 0.25$ mag	5	17	208
Sufficient LC coverage	3	20	205
$t_{\text{first}} < 7$ days	7	25	200
$\sigma(x_1) < 1$	1	25	200
$\sigma(t_{\text{peak}}) < 1$ days	7	31	194
$-0.3 < c < 0.3$	11	36	189
$-3.0 < x_1 < 3.0$	2	36	189
Chauvenet's criterion	9	45	180