

Coupled harmonic oscillator description for modeling the surface mode contribution to the dynamic heat transfer between vacuum separated planar surfaces

Karthik Sasihithlu and John Pendry
*Blackett Laboratory, Imperial College
 London, UK, SW7 2AZ*

Girish Agarwal
*Institute for Quantum Science and Engineering,
 Texas A&M University
 College Station, Texas, USA, 77843
 (Dated: April 4, 2025)*

The dynamic heat transfer between two half-spaces separated by a vacuum gap due to coupling of their surface modes is modeled using the theory that describes the dynamic energy transfer between two coupled harmonic oscillators each separately connected to a heat bath and with the heat baths maintained at different temperatures. The theory is applied for the case when the two surfaces are made up of a polar crystal which supports surface polaritons that can be excited at room temperature and the predicted heat transfer is compared with the steady state heat transfer value calculated from standard fluctuational electrodynamics theory. It is observed that for small time intervals the value of heat flux can reach as high as ≈ 1.5 times that of steady state value, and that the surface modes (and hence the atoms near the surface) attain a temperature in the steady state different from the heat baths.

PACS numbers: 44.40.+a, 41.20.Jb, 42.50.Lc, 73.20.Mf

The theory of photon mediated heat transfer between macroscopic objects in close proximity to each other and separated by a vacuum gap has traditionally been treated using the macroscopic Rytov's fluctuational electrodynamics theory which assumes local thermodynamic equilibrium in the bodies in question.¹⁻⁴ This heat transfer comprises of contributions from both long-range radiative modes as well as near-field evanescent and surface modes.^{4,5} When thermally excited, contributions from surface modes - which are electromagnetic eigenmodes of the surface and are characterized by their field decaying exponentially on either side of the interface - dominate the heat transfer between the surfaces when the gap is less than the thermal wavelength of radiation. This is primarily due to a peak in the density of electromagnetic states at such frequencies where these surface modes are resonantly activated as evidenced from the dispersion relation for these modes.⁴ In particular, for this effect to be prominent at room temperature the surfaces should be made up of a polar crystal such as silicon carbide or silica which supports surface-phonon polariton modes in the infra-red wavelength around $10 \mu\text{m}$ and can thus be thermally excited at these temperatures.

In general, resonant excitation of surface modes play an important role in several phenomena and applications with some examples being: decreased lifetime of molecules close to metal surfaces,⁶ surface enhanced raman spectroscopy,⁷ thermal near-field spectroscopy⁸ and the concept of perfect lens.⁹ The study of coupling of surface modes across surfaces is significant as it not only plays an important role in heat transfer but also in the van der Waals and Casimir force between them.^{10,11} Recently, a coupled harmonic oscillator (HO) description for the heat transfer between planar surfaces due to coupling of surface modes has been arrived at by Barton¹² in the electrostatic limit and using Langevin dynamics. However, this description is confined to a steady state analysis which is valid for time scales much larger than the relaxation time scale of the surface modes. A description for the dynamic heat transfer between nanoparticles valid at all time scales was arrived at by Biehs and Agarwal.¹³ However, such a description valid for heat transfer between macroscopic surfaces and at all time scales is currently lacking. In this paper we model the dynamic heat transfer contribution from coupling of surface modes across two planar surfaces using the master equation description of two coupled-harmonic oscillators interacting with their respective heat baths and compare the steady-state results with those obtained from fluctuational electrodynamics principles available in literature.^{2,4} While the description here has been provided for planar surfaces, this theory can be extended to other macroscopic surfaces, such as microspheres and STM tips, currently used in near-field heat transfer measurements.¹⁴⁻¹⁷

The paper is arranged as follows: in Section I the results of the dynamics of heat transfer between two coupled HO are summarised. While the theory has been described in detail in Ref.,¹³ for sake of completion the main results have been reproduced here with added details. In Section II the theory of dynamics of heat transfer between two coupled HO is extended to that between two half spaces by analysing the coupling between two interacting planar surface modes using Maxwell's equations. In Section III numerical values for the heat transfer coefficient derived in Sec. I and II are plotted for the particular case of two silicon carbide half-spaces and compared with calculations from fluctuational electrodynamics principles.

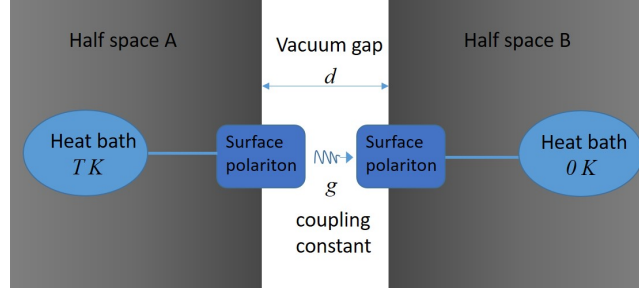


FIG. 1: Coupling between two surface modes each connected to its own heat bath that is analysed in this work. The two half-spaces are assumed to be made of a material which is local and dispersive so that the complex dielectric function varies only with the frequency ω . The coupling constant g between the surface modes is derived using Maxwell's equations

I. HEAT TRANSFER DYNAMICS BETWEEN TWO HARMONIC OSCILLATORS

Consider the surface mode located at the interface between the half-space A and vacuum as shown in Fig. 1 and which can be effectively described by an oscillator. Since we want to focus on dynamical effects in heat transfer we use the well known master equation description for the oscillator interacting weakly with a bath maintained at temperature T .¹⁸ The dynamics of the surface polariton in half-space A can thus be described by the master equation:

$$\frac{\partial \rho_A}{\partial t} = -i\omega_0[a^\dagger, \rho_A] - \xi(n_1 + 1)(a^\dagger a \rho_A - 2a \rho_A a^\dagger + \rho_A a^\dagger a) - \xi n_1(a a^\dagger \rho_A - 2a^\dagger \rho_A a + \rho_A a a^\dagger) \quad (1)$$

where, ρ_A is the density matrix of the surface polariton in A, a and a^\dagger are the standard annihilation and creation operators respectively, the symbol $[..]$ denoting the commutation operator, ω_0 and ξ are respectively the real and imaginary part of the surface polariton frequency which is complex due to the damping effects in the dielectric function. The parameter $n_1 = 1/(\exp(\hbar\omega_0/(k_B T)) - 1)$ is the average number of thermal photons. For simplicity we assume that the half-space B is identical to A but at zero temperature so that its surface polariton oscillator has a density matrix ρ_B whose dynamics is described identical to Eq. 1 but with $n_1 = 0$ and its respective annihilation and creation operators b and b^\dagger . As mentioned earlier the two oscillators interact when the gap between the two half-spaces is within the order of the thermal wavelength and the coupling between them can be described by the interaction Hamiltonian:

$$H_I = \hbar g(a^\dagger b + a b^\dagger) \quad (2)$$

where g is the coupling constant (units of rad s^{-1}) and we drop non-resonant contributions to the coupling. The dynamics of the coupled system is then described by the master equation:

$$\begin{aligned} \frac{\partial \rho_S}{\partial t} = & -i\omega_0[a^\dagger, \rho_S] - i\omega_0[b^\dagger, \rho_S] - ig[a^\dagger b + b^\dagger a, \rho_S] \\ & - \xi(n_1 + 1)(a^\dagger a \rho_S - 2a \rho_S a^\dagger + \rho_S a^\dagger a) - \xi n_1(a a^\dagger \rho_S - 2a^\dagger \rho_S a + \rho_S a a^\dagger) - \xi(b^\dagger b \rho_S - 2b \rho_S b^\dagger + \rho_S b^\dagger b); \end{aligned} \quad (3)$$

From this, and relating expectation value of an operator $\langle G \rangle$ to the density matrix ρ_S using the standard relation $d\langle G \rangle/dt = \text{Tr}(d\rho_S/dt G)$ we obtain the rate of change of the energy of surface polariton in B to be:

$$\frac{\partial}{\partial t} \langle b^\dagger b \rangle = -ig(\langle b^\dagger a \rangle - \langle a^\dagger b \rangle) - 2\xi \langle b^\dagger b \rangle \quad (4)$$

The first term on the right hand side represents the change in the excitation of surface polariton in B due to the flow of thermal excitation from the surface polariton in A to that in B. This enables us to identify the power transferred to surface polariton in B as:

$$\langle P \rangle(t) = -ig\hbar\omega_0(\langle b^\dagger a \rangle - \langle a^\dagger b \rangle) \quad (5)$$

To find $\langle P \rangle(t)$ we follow the procedure used to obtain Eq. 4 to get the dynamic matrix equation:

$$\dot{\mathbf{x}} = \mathbb{A}\mathbf{x} + \mathbf{a} \quad (6)$$

with $\mathbf{x} = (\langle a^\dagger a \rangle(t), \langle b^\dagger b \rangle(t), \langle b^\dagger a \rangle(t) - \langle a^\dagger b \rangle(t))^T$, $\mathbf{a} = (2\xi n_1, 0, 0)^T$ and

$$\mathbb{A} = \begin{bmatrix} -2\xi & 0 & ig \\ 0 & -2\xi & -ig \\ 2ig & -2ig & -2\xi \end{bmatrix}$$

The value for $(\langle b^\dagger a \rangle - \langle a^\dagger b \rangle)$ in Eq. 5 from which all time dependent and steady state characteristics of the heat transfer can be obtained, is got by solving either analytically or numerically the dynamic matrix equation in Eq. 6. with the initial conditions: $\langle a^\dagger a \rangle|_{t=0} = n_1$; $\langle b^\dagger b \rangle|_{t=0} = 0$; $\langle b^\dagger a - a^\dagger b \rangle|_{t=0} = 0$

II. EXTENSION TO HEAT TRANSFER BETWEEN TWO HALF SPACES

For the system of two coupled oscillators with natural frequency ω_0 , damping constant δ , coupling constant γ and displacements $x_1(\omega)$ and $x_2(\omega)$ where $x_{1/2}(\omega) = \int e^{i\omega t} x_{1/2}(t) d\omega$ being related as:

$$\begin{aligned} \omega^2 x_1(\omega) &= \omega_0^2 x_1(\omega) - i\omega\delta x_1(\omega) + \gamma\omega_0^2 x_2(\omega) \\ \omega^2 x_2(\omega) &= \omega_0^2 x_2(\omega) - i\omega\delta x_2(\omega) + \gamma\omega_0^2 x_1(\omega) \end{aligned} \quad (7)$$

the undamped eigenfrequencies are given by:

$$\omega_{\pm} = \omega_0 \sqrt{1 \pm \gamma}; \quad (8)$$

To find the equivalent coupling constant γ between surface modes in Fig. 1 we find the eigenmodes of the configuration of two flat surfaces separated by a vacuum gap in the electrostatic limit using Maxwell's equations and compare the expression with that of Eq. 8 for two undamped coupled harmonic oscillators. Consider two half-spaces separated by a gap of width d occupying the regions $z < -d/2$ and $z > d/2$. For surface modes, the expression for the symmetric and antisymmetric forms of the potential in the vacuum gap can be written as :

$$\phi_{\kappa, \pm} = \Phi_{\kappa} \exp(i\mathbf{k} \cdot \mathbf{r} - i\omega t) \begin{cases} e^{-\kappa z} + e^{\kappa z} \\ e^{-\kappa z} - e^{\kappa z} \end{cases}$$

and for $z > d/2$:

$$\phi_{\kappa, \pm} = \Phi_{\kappa} \exp(i\mathbf{k} \cdot \mathbf{r} - i\omega t) \begin{cases} (e^{-\kappa d/2} + e^{\kappa d/2}) & \exp(-\kappa(z - d/2)) \\ (e^{-\kappa d/2} - e^{\kappa d/2}) & \exp(-\kappa(z - d/2)) \end{cases}$$

where $\mathbf{k} = (k_x, k_y)$ and κ are the in-plane component and z component of the wavevector respectively and related as $\mathbf{k}^2 + \kappa^2 = (\omega/c)^2$ in vacuum with c being the velocity of light. Φ_{κ} is an arbitrary constant. Such a form of the potential, which oscillates harmonically in time with frequency ω , ensures continuity of potential at the interfaces. Ensuring continuity of perpendicular component of displacement field gives the condition for surface modes as:

$$\varepsilon(\omega \pm) = \begin{cases} (1 - e^{\kappa d}) / (1 + e^{\kappa d}) \\ (1 + e^{\kappa d}) / (1 - e^{\kappa d}) \end{cases} \quad (9)$$

where $\varepsilon(\omega)$ is the dielectric function of the half-space. Taking the Lorentz model for the dielectric function:

$$\varepsilon(\omega) = \varepsilon_{\infty} \left(1 + \frac{\omega_L^2 - \omega_T^2}{\omega_T^2 - \omega^2 - i\omega\tau} \right) \quad (10)$$

and solving for ω in Eq. 9 in the low-loss limit $\tau \rightarrow 0$ and with some algebra we obtain the eigenfrequencies of the coupled surface modes to be of the form:

$$\omega(\pm) = \omega'_0(\kappa d)(1 \pm \gamma'(\kappa d)) \quad (11)$$

where,

$$\omega'_0(\kappa d) = \sqrt{\frac{2e^{-\kappa d} (\varepsilon_{\infty}(\omega_L^2 + \omega_T^2) \cosh(\kappa d) + (\varepsilon_{\infty}\omega_L^2 + \omega_T^2) \sinh(\kappa d))}{(\varepsilon_{\infty} + 1)^2 - (\varepsilon_{\infty} - 1)^2 e^{-2\kappa d}}} \quad (12)$$

and

$$\gamma'(\kappa d) = \frac{\varepsilon_\infty(\omega_L^2 - \omega_T^2)}{\varepsilon_\infty(\omega_L^2 + \omega_T^2) \cosh(\kappa d) + (\varepsilon_\infty \omega_L^2 + \omega_T^2) \sinh(\kappa d)}; \quad (13)$$

For the case when $\varepsilon_\infty = 1$ these expressions reduce to the simple forms: $\omega'_0 = \sqrt{(\omega_L^2 + \omega_T^2)/2}$ and $\gamma' = e^{-\kappa d}(\omega_L^2 - \omega_T^2)/(\omega_L^2 + \omega_T^2)$.¹² This method of finding the eigenmodes of the surface modes in the electrostatic limit is well known and has been previously employed, for example, in the context of deriving the van der Waals force¹⁰ and the steady state van der Waals heat transfer.¹² By comparing Eq. 11 with Eq. 8 we can relate parameters of the harmonic oscillator model with those of the surface modes:

$$\omega_0 = \omega'_0(\kappa d); \quad \gamma = \gamma'(\kappa d) \quad (14)$$

We can thus use the results from Sec. I to find the heat transfer between the two flat surfaces due to coupling between the surface modes. By considering that only surface modes of the same in-plane wave-vector component interact across the two half spaces the heat transfer coefficient between two half-spaces $h(t, d)$ ($\text{Wm}^{-2} \text{K}^{-1}$) is given by:

$$h(t, d) = \int_0^\infty \frac{1}{2\pi} \frac{d\langle P \rangle(t, \kappa d)}{dT} k dk \quad (15)$$

where $\langle P \rangle(t, \kappa d)$ is the rate of heat transfer (units of W) between two harmonic oscillators obtained from Eq. 5. The relation between g in Eq. 5 and γ in Eq. 8 can be derived by comparing the interaction Hamiltonians in the quantum mechanical picture and the classical model. In the classical picture the potential energy of the Hamiltonian of the coupled harmonic oscillator system is given by:

$$H_{\text{PE}} = \frac{1}{2}m\omega_0^2 x_1^2 + \frac{1}{2}m\omega_0^2 x_2^2 + m\omega_0^2 \gamma x_1 x_2$$

where the interaction term is given from: $H_I = m\omega_0^2 \gamma x_1 x_2$. Substituting for expressions for the displacements x_1 and x_2 in terms of the commutator operators $a, a^\dagger, b, b^\dagger$ and including only terms resulting in photon exchange we get:

$$H_I = \omega_0 \gamma (a^\dagger b + ab^\dagger) \frac{\hbar}{2}$$

Comparing with the interaction Hamiltonian in the quantum mechanical picture from Eq. 2 gives us: $g = \omega_0 \gamma / 2$. Substituting for the values of ω_0 and γ from Eq. 14 gives:

$$g(\kappa d) = \frac{\omega'_0(\kappa d) \gamma'(\kappa d)}{2} \quad (16)$$

The value for ξ , which denotes the line width of the surface modes, to be used in Eq. 6 can be obtained from the condition for surface mode to exist at the interface between a half-space and vacuum: $\varepsilon(\omega) = -1$. Employing the Lorentz form for the dielectric function as given in Eq. 10 and solving for the imaginary part of the complex frequency gives $\xi = -\tau/2$ for the case when $\sqrt{\omega_L^2 + \omega_T^2} \gg \tau$.

III. RESULTS

Consider first the steady state expectation value of the heat exchanged due to coupling of surface modes as given by Eq. 5 in the long time limit. This can be analytically shown¹³ to reduce to:

$$\langle P \rangle_{t \rightarrow \infty} = \hbar \omega_0 \frac{g^2 \xi n_1}{\xi^2 + g^2} \quad (17)$$

This expression matches that derived by Barton,¹² using Langevin formulation and can be shown to match the expression for heat transfer derived from fluctuational electrodynamics principles at small gaps.¹² For demonstrating the dynamics of heat transfer we take the particular case of two SiC half spaces separated by a 5 nm gap. We use the following parameters for SiC¹⁹: $\epsilon_\infty = 6.7$, $\omega_L = 969 \text{ cm}^{-1}$; $\omega_T = 793 \text{ cm}^{-1}$ and $\tau = 4.76 \text{ cm}^{-1}$ from which we obtain the surface polariton frequency to be $\approx 948 \text{ cm}^{-1}$. We choose SiC as the material of our half-spaces as the surface polariton frequency falls in the infrared frequency spectrum at which it can be excited thermally at room temperature (as evidenced from the peak of blackbody spectrum at 300 K). In Fig. 2 we plot the heat transfer coefficient from Eq.

15 as a function of the non-dimensional time $t\tau$ at 300 K. The values of heat transfer from Eq. 15 can be compared with the well-known expression for the steady-state heat transfer derived using fluctuation-dissipation theorem, h_{FD} , which, in the limit $kd \rightarrow 0$, reads²:

$$h_{\text{FD}}(d) = \frac{\hbar}{\pi^2 d^2} \int_0^\infty \omega d\omega \frac{dn_1(\omega)}{dT} \int_0^\infty \frac{(\text{Im}\varepsilon(\omega))^2 x e^{-x} dx}{|(\varepsilon + 1)^2 - (\varepsilon - 1)^2 e^{-x}|^2} \quad (18)$$

As seen in Fig. 2a the heat transfer rate from Eq. 15 is observed to conform with the values predicted from Eq. 18 for time intervals $t\tau \gtrsim 15$. For smaller time intervals $t\tau \approx 1$ the value of heat flux can reach ≈ 1.5 times the steady state value. The heat transfer contribution as a function of in-plane wavevector component k at different time intervals $t\tau = 0.1, 3$, and 15 are also shown in Fig. 2b, 2c and 2d respectively and compared with the steady state distribution obtained from using Eq. 17 in Eq. 15.

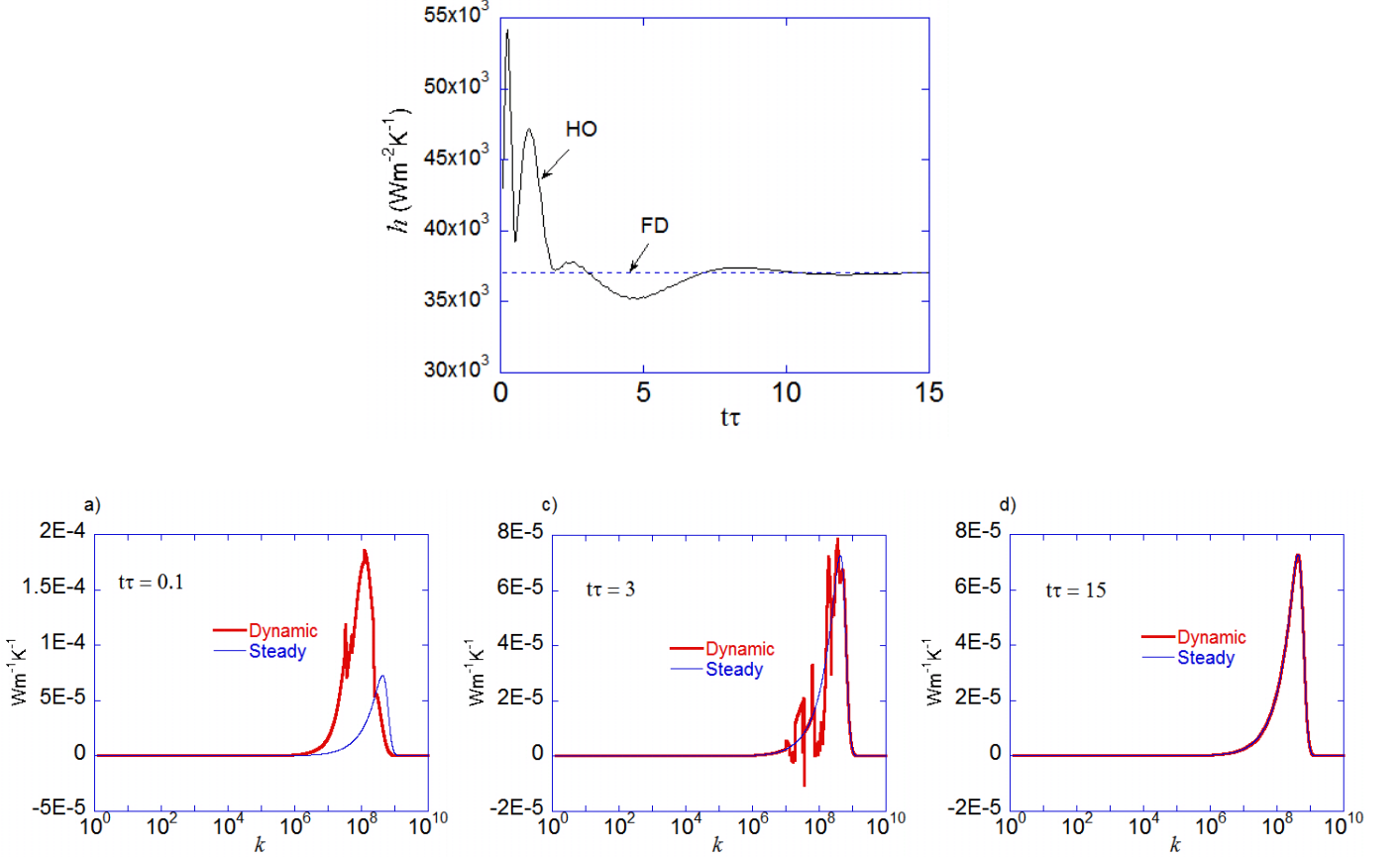


FIG. 2: a) Plot of heat transfer coefficient from Eq. 15 as a function of $t\tau$ between two SiC half spaces with $d = 5$ nm at 300K. The calculation of steady state heat transfer coefficient from fluctuational electrodynamics principles (Eq. 18) is also shown. Subplots b), c) and d) show the contribution of heat transfer coefficient as a function of the wave-vector component k (in units m^{-1}) for time instants $t\tau = 0.1, 3$ and 15 respectively, and compared with the wavevector contribution to the steady state heat flux.

An approximate value of the coupling constant g from Eq. 16, or equivalently γ from $\gamma = 2g/\omega_{\text{sp}}$, relevant for heat transfer between two SiC half spaces can be gauged from the plot of the steady state value of the integrand in Eq. 15 as a function of $x = kd$ shown in Fig. 3. The peak value at $kd \approx 2$ suggests that values of γ relevant for coupling of two surface modes across two SiC half spaces is approximately $\gamma \approx 10^{-2}$. This, and the value of $\xi/\omega_{\text{sp}} \approx 0.003$ validates²⁰ our assumption of weak interaction of the oscillators with the heat bath and the subsequent use of master equation to model the dynamic effects in heat transfer. Indeed for large wavevectors $k \gtrsim 1/d$ the coupling between the oscillators is so low that the change in the occupation number from the initial state is negligible as shown in Fig. 4(a) and (b) where the occupation numbers $\langle aa^\dagger \rangle/n_1$ and $\langle bb^\dagger \rangle/n_1$ are plotted as a function of the wavevector at time $t\tau = 15$ when steady state is reached. In Fig. 5 the occupation numbers are plotted as a function of time. It is

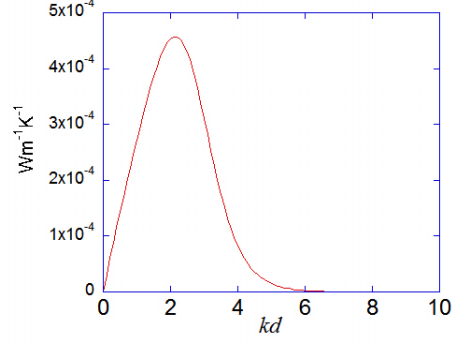


FIG. 3: Plot of the integrand in Eq. 15 when $t \rightarrow \infty$ as a function of kd at $d = 5$ nm

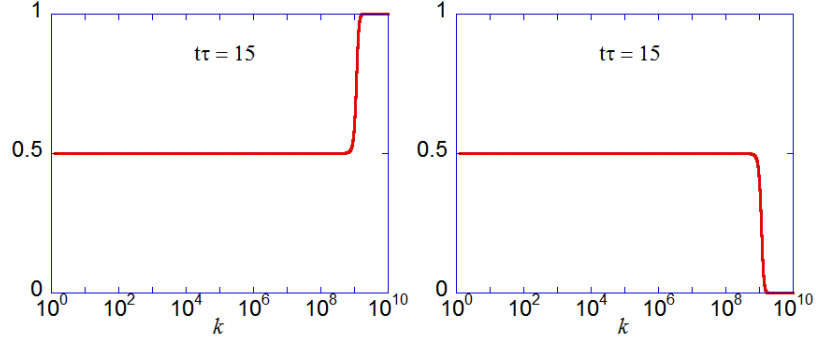


FIG. 4: a) Plot of a) $\langle aa^\dagger \rangle / n_1$ and b) $\langle bb^\dagger \rangle / n_1$ as a function of the wavevector component k (in m^{-1}) at time instant $t\tau = 15$

observed that both oscillators attain a steady state temperature of $T/2$ within a time interval $\approx 10t\tau$. It is interesting to note that while the two oscillators attain the same temperature there is still a net heat flux across the vacuum gap due to the heat baths being at different temperatures.

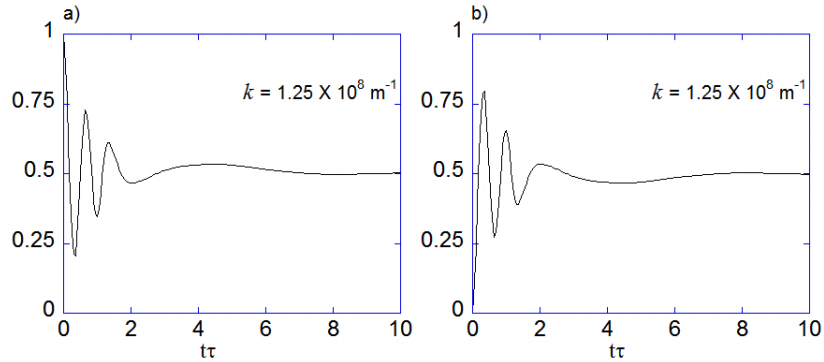


FIG. 5: a) Plot of a) $\langle aa^\dagger \rangle / n_1$ and b) $\langle bb^\dagger \rangle / n_1$ as a function of time $t\tau$ for the modes with wave vector component $k = 1.25 \times 10^8 m^{-1}$

To conclude, we have shown that the theory of dynamics of coupled harmonic oscillators connected to heat baths can be used to find the contribution of surface modes to the dynamic heat transfer between two half-spaces separated by a vacuum gap. It is observed that steady-state is reached for time scales $t\tau \gtrsim 15$ and for smaller time scales heat transfer coefficient can be as high as 1.5 times the steady state value. It is also observed that the surface modes attain a temperature (as determined from their occupation numbers) different from the bulk in the steady state. Considering that these time scales be attained experimentally^{21–23} the results pave the way for experimental

verification of dynamic heat transfer between surface modes.

Acknowledgements

This project has received funding from the European Union’s Horizon 2020 research and innovation programme under the Marie Skłodowska-Curie grant agreement No 702525. We would like to acknowledge useful discussion with Dr. Svend-Age Biehs.

References

-
- ¹ D. Polder, M. Van Hove, Theory of radiative heat transfer between closely spaced bodies, *Phys. Rev. B* 4 (1971) 3303–3314.
 - ² J. J. Loomis, H. J. Maris, Theory of heat transfer by evanescent electromagnetic waves, *Phys. Rev. B* 50 (1994) 18517.
 - ³ J. Pendry, Radiative exchange of heat between nanostructures, *Journal of Physics: Condensed Matter* 11 (1999) 6621.
 - ⁴ K. Joulain, J.-P. Mulet, F. Marquier, R. Carminati, J.-J. Greffet, Surface Electromagnetic Waves Thermally Excited: Radiative Heat Transfer, Coherence Properties and Casimir Forces Revisited in the Near Field, *Surface Science Reports* 57 (3-4) (2005) 59–112.
 - ⁵ K. Sasihithlu, A. Narayanaswamy, Proximity effects in radiative heat transfer, *Physical Review B* 83 (16) (2011) 161406.
 - ⁶ R. Chance, A. Prock, R. Silbey, Molecular fluorescence and energy transfer near interfaces, *Adv. Chem. Phys* 37 (1) (1978) 65.
 - ⁷ E. Le Ru, P. Etchegoin, *Principles of Surface-Enhanced Raman Spectroscopy: and related plasmonic effects*, Elsevier, 2008.
 - ⁸ A. C. Jones, M. B. Raschke, Thermal infrared near-field spectroscopy, *Nano letters* 12 (3) (2012) 1475–1481.
 - ⁹ J. B. Pendry, Negative refraction makes a perfect lens, *Phys. Rev. Lett.* 85 (18) (2000) 3966.
 - ¹⁰ N. Van Kampen, B. Nijboer, K. Schram, On the macroscopic theory of van der waals forces, *Physics letters A* 26 (7) (1968) 307–308.
 - ¹¹ B. E. Sernelius, *Surface modes in physics*, Wiley-Vch, 2011.
 - ¹² G. Barton, Classical van der waals heat flow between oscillators and between half-spaces, *Journal of Physics: Condensed Matter* 27 (21) (2015) 214005.
 - ¹³ S.-A. Biehs, G. S. Agarwal, Dynamical quantum theory of heat transfer between plasmonic nanosystems, *JOSA B* 30 (3) (2013) 700–707.
 - ¹⁴ E. Rousseau, A. Siria, G. Jourdan, S. Volz, F. Comin, J. Chevrier, J.-J. Greffet, Radiative heat transfer at the nanoscale, *Nature Photonics* 3 (9) (2009) 514–517.
 - ¹⁵ S. Shen, A. Narayanaswamy, G. Chen, Surface phonon polaritons mediated energy transfer between nanoscale gaps, *Nano Letters* 9 (8) (2009) 2909–2913.
 - ¹⁶ K. Kim, B. Song, V. Fernández-Hurtado, W. Lee, W. Jeong, L. Cui, D. Thompson, J. Feist, M. T. Reid, F. J. García-Vidal, et al., Radiative heat transfer in the extreme near field, *Nature* 528 (7582) (2015) 387.
 - ¹⁷ K. Kloppstech, N. Köne, S.-A. Biehs, A. W. Rodriguez, L. Worbes, D. Hellmann, A. Kittel, Giant heat transfer in the crossover regime between conduction and radiation, *Nature Communications* 8.
 - ¹⁸ G. S. Agarwal, *Quantum Optics*, Cambridge University Press, 2013.
 - ¹⁹ E. Palik, *Handbook of Optical Constants of Solids*, Academic Press, 1985.
 - ²⁰ A. Purkayastha, A. Dhar, M. Kulkarni, Out-of-equilibrium open quantum systems: A comparison of approximate quantum master equation approaches with exact results, *Physical Review A* 93 (6) (2016) 062114.
 - ²¹ P. Vasa, W. Wang, R. Pomraenke, M. Lammers, M. Maiuri, C. Manzoni, G. Cerullo, C. Lienau, Real-time observation of ultrafast rabi oscillations between excitons and plasmons in metal nanostructures with j-aggregates, *Nature Photonics* 7 (2) (2013) 128–132.
 - ²² L. Dominici, D. Colas, S. Donati, J. R. Cuartas, M. De Giorgi, D. Ballarini, G. Guirales, J. L. Carreño, A. Bramati, G. Gigli, et al., Ultrafast control and rabi oscillations of polaritons, *Physical review letters* 113 (22) (2014) 226401.
 - ²³ M. Sukharev, T. Seideman, R. J. Gordon, A. Salomon, Y. Prior, Ultrafast energy transfer between molecular assemblies and surface plasmons in the strong coupling regime, *ACS nano* 8 (1) (2013) 807–817.