

# Coding-theorem Like Behaviour and Emergence of the Universal Distribution from Resource-bounded Algorithmic Probability

Hector Zenil<sup>1,2,3\*</sup>      Liliana Badillo<sup>4</sup>  
Santiago Hernández-Orozco<sup>2,3,4</sup>  
and Francisco Hernández-Quiroz<sup>5</sup>

<sup>1</sup> Department of Computer Science, University of Oxford, Oxford, U.K.

<sup>2</sup> Algorithmic Dynamics Lab, Unit of Computational Medicine, SciLifeLab, Centre for Molecular Medicine, Department of Medicine Solna, Karolinska Institute, Stockholm, Sweden.

<sup>3</sup> Algorithmic Nature Group, LABORES, Paris, France.

<sup>4</sup> Posgrado en Ciencias e Ingeniería de la Computación at the Universidad Nacional Autónoma de México (UNAM)

<sup>5</sup> Departamento de Matemáticas, Facultad de Ciencias, Universidad Nacional Autónoma de México (UNAM), Ciudad de México, México.

## Abstract

Previously referred to as ‘miraculous’ because of its surprisingly powerful properties and its application as the optimal theoretical solution to induction/inference, (approximations to) Algorithmic Probability (AP) and the Universal Distribution are of the greatest importance in computer science and science in general. Here we investigate the emergence, the rates of emergence and convergence, and the Coding-theorem like behaviour of AP in subuniversal models of computation. We investigate empirical distributions of computer programs of weaker computational power according to the Chomsky hierarchy. We introduce measures of algorithmic probability and algorithmic complexity based upon resource-bounded computation, in contrast to previously thoroughly investigated distributions produced from the output distribution of Turing machines. This approach allows for numerical approximations to algorithmic (Kolmogorov-Chaitin) complexity-based estimations at each of the levels of a computational hierarchy. We demonstrate that all these estimations are correlated in rank and that they converge both in rank and values as a function of computational power, despite the fundamental differences of each computational model. In the context of natural processes that operate below the Turing universal level because of finite resources and physical degradation, the investigation of natural biases coming from algorithmic rules may shed light on the distribution of outcomes. We show that the simplicity/complexity bias in distributions produced even by the weakest of the computational models can be accounted up to 60% by Algorithmic Probability in its approximation to the Universal Distribution.

**Keywords** algorithmic coding-theorem like behaviour, Solomonoff’s induction, Levin’s semi-measure, computable algorithmic complexity, Finite-state complexity, transducer complexity, context-free grammar complexity, linear-bounded complexity, time resource-bounded complexity.

---

\*Corresponding author: hector.zenil [at] algorithmicnaturelab [dot] org

# 1 Motivation and Significance

Algorithmic Probability (AP) and its associated Universal Distribution (UD) predicts the way in which strings distribute as the result of running ‘random’ computer programs. This algorithmic ‘law’ thus regulates the behaviour of the output distribution of computer programs.

The Universal Distribution is the probability distribution that establishes how the output strings from a universal computer running a random computer program distribute. Formally, the Algorithmic Probability of a string  $AP(s)$  is defined by:

$$AP_U(s) = \sum_{p:U(p)=s} 1/2^{|p|} \quad (1)$$

where the sum is over all halting programs  $p$  for which  $U$ , a prefix-free universal Turing machine, outputs the string  $s$ . A prefix-free universal Turing machine defines a set of valid programs such that the sum is bounded by Kraft’s inequality [17] and not greater than 1 (it is also called a semi-probability measure because some programs will not halt and thus the sum of the probabilities is never really 1).

An *invariance theorem* establishes that the choice of reference universal Turing machine introduces a vanishing bias as a function of string size:

$$AP_U(s) \leq c_{U,U'} AP_{U'}(s) \quad (2)$$

where  $c_{U,U'}$  is a constant that depends on  $U$  and  $U'$  (think of a compiler size translating in both directions) but is independent of  $s$  and thus the reference  $U$  can safely be dropped in the long term. Yet this invariance theorem tells us nothing about the rate of convergence, thus making these numerical experiments more relevant and necessary.

The Algorithmic Probability and the Universal Distribution represent the theoretically optimal response to the challenge of induction and inference, according to R. Solomonoff, a co-founder of algorithmic information theory [32, 33, 34].

More recently, at a panel discussion at the World Science Festival in New York City on Dec 14, 2014, Marvin Minsky, one of the founding fathers of AI, said (own transcription):

It seems to me that the most important discovery since Gödel was the discovery by Chaitin, Solomonoff and Kolmogorov of the concept called Algorithmic Probability, which is a fundamental new theory of how to make predictions given a collection of experiences, and this is a beautiful theory, everybody should learn it, but it’s got one problem, that is, that you cannot actually calculate what this theory predicts because it is too hard, it requires an infinite amount of work. However, it should be possible to make practical approximations to the Chaitin, Kolmogorov, Solomonoff theory that would make better

predictions than anything we have today. Everybody should learn all about that and spend the rest of their lives working on it.

The Universal Distribution has also been referred to as *miraculous*, because of its performance in inference and prediction [23]. However, the calculation of both  $AP(s)$  is not computable. This has meant that for decades after its discovery, few attempts have been made to apply Algorithmic Probability to problems in general science. Nonetheless,  $AP(s)$  is not only uncomputable but, to be more precise, upper semi-computable, which means that it can be approximated from below. Nevertheless, it is of fundamental interest to science as it addresses the most pressing challenges in the areas of complexity, inference and causality, attempting to find and keep pushing the boundaries towards better methods for approximating algorithmic probability. A recent new framework and a pipeline of relevant numerical methods have been advanced and have proven successful in many areas, ranging from cognition to graph complexity [9, 12, 7, 39, 40].

There are many properties of  $m$  that make it optimal [32, 33, 34, 23]. For example, the same Universal Distribution will work for any problem within a convergent error; it can deal with missing and multidimensional data; the data does not need to be stationary or ergodic; there is no under-fitting or over-fitting because the method is parameter-free and thus the data need not be divided into training and test sets; it is the gold standard for a Bayesian approach in the sense that it updates the distribution in the most efficient and accurate way possible with no assumptions.

Several interesting extensions of resource-bounded Universal Search approaches have been introduced in order to make algorithmic probability more useful in practice [27, 28, 20, 14], some of which provide some theoretical bounds [1]. Some of these approaches have explored the effect of relaxing some of the conditions (e.g. universality) on which Levin’s Universal Search is fundamentally based [36] or have introduced domain-specific versions (and thus versions of conditional AP). Here we explore the behaviour of explicitly weaker models of computation— of increasing computational power— in order to investigate the asymptotic behaviour and emergence of the Universal Distribution and the properties of both the different models with which to approximate it and the actual empirical distributions that such models produce.

The so-called Universal Search [15] is based on dovetailing all possible programs and their runtimes such that the fraction of time allocated to program  $p$  is  $1/2^{|p|}$ , where  $|p|$  is the size of the program (in number of bits). Despite the algorithm’s simplicity and remarkable theoretical properties, a potentially huge constant slowdown factor has kept it from being used much in practice. Some of the approaches to speeding it up have included the introduction of bias and making the search domain specific, which has at the same time limited the power of Algorithmic Probability.

There are practical applications of AP that make it very relevant. If one could translate some of the power of Algorithmic Probability to decidable models (thus below Type-0 in the Chomsky hierarchy) without having to deal with

the uncomputability of algorithmic complexity and algorithmic probability, it would be effectively possible to trade computing power for predictive power. While trade-offs must exist for this to be possible (full predictability and uncomputability are incompatible), the question of finding a threshold for the coding-theorem to apply would be key to transferring some power from relaxing the computational power of an algorithm. If a smooth trade-off is found before the undecidability border of Turing completeness, it would mean that the partial advantages of Algorithmic Information Theory can be found and partially recovered from simpler models of computation in exchange for accuracy. Such simpler models of computation may model physical processes that are computationally rich but are subject to noise or are bounded by resources. More real-world approaches may then lead to applications such as in the reduction of conformational distributions of protein folding [6, 10] in a framework that may favour or rule out certain paths, thereby helping predict the most likely (algorithmic) final configuration. If the chemical and thermodynamic laws that drive these processes are considered algorithmic in any way, even under random interactions, e.g. molecular Brownian motion, the Universal Distribution may offer insights that may help us quantify the most likely regions if those laws in any sense constitute forms of computation below or at the Turing level that we explore here. This will appear more plausible if one considers the probabilistic bias affect convergence [19], bearing in mind that we have demonstrated that biological evolution harnessing operating under an algorithmic space can explain phenomenology related to natural selection [11].

## 1.1 Uncomputability in complexity

Here we explore the middle ground at the boundary and study the interplay between *computable* and *non-computable* measures of algorithmic probability connected to algorithmic complexity. Indeed, a deep connection between *algorithmic complexity* (or Kolmogorov-Chaitin complexity) of an object  $s$  and  $AP$  of  $s$  was found and formalized by way of the *algorithmic Coding theorem*. The theorem establishes that the probability of  $s$  being produced by a random algorithm is inversely proportional to its algorithmic complexity (up to a constant) [16]:

$$-\log AP(s) = K(s) + O(1) \tag{3}$$

Levin proved that the output distribution established by Algorithmic Probability dominates (up to multiplicative scaling) any other distribution produced by algorithmic means as long as the executor is a universal machine, hence giving the distribution its ‘universal’ character (and name, as the ‘Universal Distribution’).

This so-called Universal Distribution is a signature of Turing-completeness. However, many processes that model or regulate natural phenomena may not necessarily be Turing universal. For example, some models of self-assembly may

not be powerful enough to reach Turing-completeness, yet they display similar output distributions to those predicted by the Universal Distribution by way of the algorithmic Coding theorem, with simplicity highly favoured by frequency of production. Noise is another source of power degradation that may hamper universality and therefore the scope and application of algorithmic probability. However, if some subuniversal systems approach the coding-theorem behaviour, these give us great prediction capabilities and less powerful but computable algorithmic complexity measures. Here we ask whether such distributions can be partially or totally explained by importing the relation established by the coding theorem, and under what conditions non-universal systems can display algorithmic coding-theorem like behaviour.

We produce empirical distributions of systems at each of the computing levels of the Chomsky hierarchy, starting from transducers (Type-3) as defined in [18], Context-free grammars (Type-2) as defined in [35], linear-bounded non-deterministic Turing machines (Type-1) as approximations to bounded Kolmogorov-Chaitin complexity and a universal procedure from an enumeration of Turing machines (Type-0) as defined in [5, 21]. We report the results of the experiments and comparisons, showing the gradual coding-theorem-like behaviour at the boundary between decidable and undecidable systems.

## 2 Methods

We will denote by  $TM(n, k)$  or simply  $(n, k)$  the set of all strings produced by all the Turing machines with  $n$  states and  $k$  symbols.

### 2.1 The Chomsky Hierarchy

The Chomsky hierarchy is a strict containment hierarchy of classes of formal grammars equivalent to different computational models of increasing computing power. At each of the 4 levels, grammars and automata compute a larger set of possible languages and strings. From weaker to stronger computational power:

Type-3 The most restricted grammars generating the regular languages. They consist of rules with single non-terminal symbols on the left-hand side and strings of terminal symbols followed by at most one non-terminal symbol on the right-hand side. This type of rules is called right linear (but a symmetrical left linear definition works as well). This level is studied by way of Finite-state transducers (FST), a generalization of Finite-state automata (FSA) that produces an output at every step, generating a relation between input strings and output strings. Though apparently more general, FST-recognized languages are the same as FSA-accepted sets, thus both can represent this level. We use an enumeration of transducers introduced in [18] where they also proved an *invariance theorem*, thus demonstrating that the enumeration choice is invariant (up to a constant).

- Type-2 Grammars that generate the context-free languages. These kinds of grammars are extensively used in linguistics. The languages generated by CFG grammars are exactly the languages that can be recognized by a non-deterministic pushdown automaton. We denote this level by CFG. We generated production rules for 40 000 grammars according to a sound scheme introduced in [35].
- Type-1 Grammars that generate the context-sensitive languages. The languages described by these grammars are exactly all languages that can be recognized by a linear-bounded automaton (LBA): a Turing machine whose tape’s length is bounded by a constant times the length of the input. An AP-based variation is introduced here and we denote it by LBA/AP.
- Type-0 The least restricted grammar. Generates the languages that can be recognized by Turing machines, also called recursively enumerable languages. This is the level at which Turing-universality is achieved or required. We used previously generated distributions produced and reported in [5, 21]

We also explore the consequences of relaxing the halting configuration (e.g. halting state) in models of universal computation (Type-0) when it comes to comparing their output distributions.

## 2.2 Finite-state complexity

Formal language theory and algorithmic complexity had traditionally been at odds as regards the number of states, or the number of transitions in a minimal finite automaton accepting a regular language. In [3] a connection was established by extending the notions of Blum static complexity and encoded function space. The main reason for this lack of connection was that languages are sets of strings, rather than strings used for measures of algorithmic complexity, and a meaningful definition of the complexity of a language was lacking as well as a definition of Finite-state algorithmic complexity. However, [18] offered a version of algorithmic complexity by replacing Turing machines with finite transducers; the complexity induced is called Finite-state complexity (FSA). Despite the fact that the Universality Theorem (true for Turing machines) is false for finite transducers, rather surprisingly, the *invariance theorem* holds true for Finite-state complexity and, in contrast with descriptonal complexities (plain and prefix-free), Finite-state complexity is computable.

Defined in [18] and analogous to the core concept (Kolmogorov-Chaitin complexity) of Algorithmic Information Theory (AIT)– based on finite transducers instead of Turing machines– finite-state complexity is computable, and there is no a priori upper bound for the number of states used for minimal descriptions of arbitrary strings.

Consider a transducer  $T$  with the finite set of states  $Q = \{1, \dots, n\}$ . Then the transition function  $\Delta$  of  $T$  is encoded by a binary string  $\sigma$  (see [18] for details). The transducer  $T$  which is encoded by  $\sigma$  is called  $T_\sigma^{S_0}$ , where  $S_0$  is the set of all strings in the form of  $\sigma$ .

In [18] it was shown that the set of all transducers could be enumerated by a regular language and that there existed a hierarchy for more general computable encodings. For this experiment we fix  $S = S_0$ .

As in traditional AIT, where Turing machines are used to describe binary strings, transducers describe strings in the following way: we say that a pair  $(T_\sigma^S, p)$ ,  $\sigma \in S$ ,  $p \in \mathbb{B}^*$ , where  $\mathbb{B}^*$  is the set of all finite binary strings, is a description of the string  $s \in \mathbb{B}^*$  if and only if  $T_\sigma^S(p) = s$ . The size of the description  $(T_\sigma^S, p)$  is defined in the following way

$$\|(T_\sigma^S, p)\| = |\sigma| + |p|.$$

**Definition 2.1.** ([18]) The Finite-state complexity of  $s \in \mathbb{B}^*$  (that we will identify as FSA in the results) with respect to encoding  $S$  is defined by

$$C_S(s) = \min_{\sigma \in S, p \in \mathbb{B}^*} \{ \|(T_\sigma^S, p)\| : T_\sigma^S(p) = s \}.$$

An important characteristic of traditional AIT is the *invariance theorem* which states that complexity is optimal up to an additive constant and relies on the existence of a Universal Turing machine (the additive constant is in fact its size). In contrast with AIT, due to the non-existence of a “Universal transducer”, Finite-state complexity includes the size of the transducer as part of the encoding length. Nevertheless, the *invariance theorem* holds true for Finite-state complexity. An interesting consequence of the invariance theorem for Finite-state complexity is the existence of an upper bound  $C_S(s) \leq |s| + 8$  for all  $s \in \mathbb{B}^*$ , where 8 is the length of the string  $\sigma$  which encodes the identity transducer. Hence  $C_S$  is computable. If  $S_{n_0}$  and  $S_{n_1}$  are encodings then  $C_{S_{n_0}} = f(C_{S_{n_1}})$  for computable function  $f$  [18].

An alternative definition of Finite-state complexity based on Algorithmic Probability is as follows:

**Definition 2.2.** ([18]) The Finite-state complexity (denoted by FSA/AP in the results) of  $s \in \mathbb{B}^*$  with respect to encoding  $S$  is defined by

$$C_S(s) = -\log \sum_{\sigma \in S, p \in \mathbb{B}^*} \{ \|(T_\sigma^S, p)\| : T_\sigma^S(p) = s \}.$$

That is, the number of times that a string is accepted by a transducer (in this case, reported in the results, for encodings of size 8 to 22).

### 2.2.1 Building a Finite-state empirical distribution

We now define the construction of an empirical distribution using Finite-state complexity. We introduce our alternative definition of algorithmic probability using transducers.

**Definition 2.3.** (Finite-state Algorithmic Probability) Let  $S$  be the set of encodings of all transducers by a binary string in the form of  $\sigma$ . We then define the algorithmic probability of a string  $s \in \mathbb{B}^*$  as follows

$$AP_S(s) = \sum_{(\sigma,p):T_\sigma^S=s} 2^{-(|\sigma|+|p|)}.$$

For any string  $s$ ,  $P_S(s)$  is the algorithmic probability of  $s$ , computed for the set of encodings  $S$ . In the construction of the empirical distribution for Finite-state complexity, we consider the set of strings  $\tau \in \mathbb{B}^*$  such that  $\tau = \sigma \hat{\ } p$  (this is the concatenation of the binary strings  $\sigma$  and  $p$ ),  $\sigma \in S$ ,  $p \in \mathbb{B}^*$  and  $8 \leq |\tau| \leq 22$ . Hence  $|\tau| = \|(T_\sigma^S, p)\|$ . Following [22] we define the empirical distribution function  $D_S(n)$  (*i.e.* the probability distribution) as

**Definition 2.4.** (Finite-state Distribution, FSA)

$$D_S(n) = \frac{|\{(\sigma, p) : \sigma \in S, p \in \{1\}^*, s \in \{1\}^*, T_\sigma^S(p) = s\}|}{|\{(\sigma, p) : \sigma \in S, p \in \mathbb{B}^*, \|(T_\sigma^S, p)\| = n\}|}.$$

In other words,  $D_S(n)$  considers all strings  $\tau \in \mathbb{B}^*$  of length  $n$  and determines whether  $\tau = \sigma \hat{\ } p$  such that  $\sigma \in S$ . Then  $D_S(n)$  computes  $T_\sigma^S(p)$  and counts the number of times that we have  $T_\sigma^S(p) = s$  for every string  $s$  described by  $(\sigma, p)$  such that  $\|(T_\sigma^S, p)\| = n$ <sup>1</sup>.

We note that in the encoding  $\sigma \in S$ , a string  $\nu \in \mathbb{B}^*$  occurring as the output of a transition in  $T_\sigma^S$  contributes  $2 \cdot |\nu|$  to the size  $\|(T_\sigma^S, p)\|$  of a description of a string  $s$ . The decision to consider strings  $\tau$  such that  $8 \leq |\tau|$  was made based on the fact that in the encoding of the smallest transducer *i.e.* the one with the transition function,

$$\Delta(1, 0) = \Delta(1, 1) = \Delta(1, \varepsilon) \tag{4}$$

where  $\varepsilon$  is the empty string, the string  $\nu$  (which occurs as the output of transitions in  $T_\sigma^S$ ) has length  $|\nu| = 4$  and so contributes  $2 \cdot |\nu| = 8$  to the size  $\|(T_\sigma^S, p)\|$  of the description of a string  $s$ .

### 2.3 Context-free grammars

In [35] Wharton describes an algorithm for a general purpose grammar enumerator which is adaptable to different classes of grammars (*i.e.* regular, context-free, etc). We implemented this algorithm in the Wolfram Language with the purpose of enumerating context-free grammars over the terminal vocabulary  $\{0, 1\}$  which are in Chomsky Normal Form. Before describing the implementation of the algorithm we define the following terminology:

- A grammar  $G$  is a 4-tuple  $(N, T, P, X)$ .
- $N$  is the non-terminal vocabulary.
- $T$  is the terminal vocabulary.
- $P$  is the set of productions.

---

<sup>1</sup>Since  $S$  is in fact regular we could indeed use an enumeration of  $S$ , but for this work we analyze all binary strings of length  $n$ .



- $X$  is the start symbol.
- $V = N \cup T$  is the vocabulary of  $G$ .
- For any grammar  $G$ ,  $n, t$  and  $p$  denote the cardinalities of  $N, T$  and  $P$  respectively.

First, we define the structure of a grammar  $G$ . Let  $G$  be any grammar. Suppose we are given the non-terminal vocabulary  $N$  with an arbitrary ordering such that the first non-terminal is the start symbol  $X$ . The grammar  $G$  has a structure  $S$  which consists of a list of  $n$  integers. Each integer  $S_i$  from  $S$  is the number of productions having the  $i$ th non-terminal on the left-hand side (according to the ordering of  $N$ ). Hence the cardinality  $p$  of the set of productions  $P$  satisfies  $\sum_{i=0}^n S_i = p$ .

Now, let  $\Gamma$  be a class of grammars over a terminal vocabulary  $T$ . By  $\Gamma_c$  we denote the grammars in  $\Gamma$  with complexity  $c$ . We then enumerate  $\Gamma$  by increasing the complexity  $c$ . To every complexity class  $\Gamma_c$  corresponds a set of structure classes which is determined by  $n$  and  $p$ . Therefore a complexity class  $\Gamma_c$  is enumerated by enumerating each of its structure classes  $\Gamma_{c,S}$  (i. e. every structure  $S$  that constitutes  $\Gamma_c$ ). In addition, we need to define an ordered sequence  $R$  which consists of all possible right-hand sides for the production rules. The sequence  $R$  is ordered lexicographically (first terminals, then non-terminals) and is defined according to the class of grammars we want to enumerate. For example, suppose we are interested in enumerating the class of Chomsky Normal Form grammars over the terminal vocabulary  $T = \{0, 1\}$  and the non-terminal vocabulary  $N = \{X, Y\}$ , we then set  $R = \{0, 1, XX, XY, YX, YY\}$ .

### 2.3.1 Implementation

Given a complexity  $c$ , the algorithm described below (that we implemented in the Wolfram Language running on Mathematica) enumerates all the grammars according to [35] in a structure class  $\Gamma_{c,S}$ .

1. The complexity measure  $c$  is provided by the following pairing function in  $p$  and  $n$ ,

$$c = ((p + n - 1)(p + n - 2)/2) + n.$$

In other words, given  $c$ , we apply the inverse of the above function in order to get the values of  $p$  and  $n$ . This function is implemented by the function `pairingInverse[c]`.

2. The set of non-terminals  $N$  is generated by the function `generateSetN[{n, p}]`.
3. The ordered sequence  $R$  is generated using the set of non-terminals  $N$  by the function `generateSetR[N]`.
4. The different structure classes  $\Gamma_{c,S}$  that correspond to complexity  $c$  are generated by the function `generateStructureClasses[{n, p}]`.
5. All the possible grammars with the structure classes defined in the previous step are then generated. Each grammar has an associated matrix  $A$ . This is performed by function `generateStructureMatricesA[S, Length[R]]`.

6. The sequence  $R$  is used to generate the rules of the grammars by the function `generateGrammars[matricesA, R]`.

### 2.3.2 The CYK algorithm

A procedure to decide if a string  $s$  is generated by a grammar  $G$  in polynomial time was implemented according to the Cocke-Younger-Kasami (CYK) algorithm. The CYK is an efficient worst-case parsing algorithm that operates on grammars in Chomsky normal form (CNF) in  $O(n^3 \cdot |G|)$ , where  $n$  is the length of the parsed string and  $|G|$  is the size of the CNF grammar  $G$ . The algorithm considers every possible substring of the input string and decides  $s \in L(G)$ , where  $L(G)$  is the language generated by  $G$ . The implementation was adapted from [25].

## 2.4 CFG Algorithmic Probability

We can now define the Algorithmic Probability of a string according to CFG as follows:

**Definition 2.5.** (Context-free Algorithmic Probability, CFG)

We define a CFG empirical distribution in terms of the Universal Distribution as follows:

$$D_s(c) = \frac{|\{G : s \in L(G)\}|}{|\{G\}|}$$

where  $c = ((p + n - 1)(p + n - 2)/2) + n$  as defined in 2.3.1,  $L(G)$  is the language generated by  $G$  and  $|\{G\}|$  denotes the cardinality of the sample set of the grammars considered. For the results here reported  $|\{G\}| = 40\,000$ , where all the grammars have a complexity at most  $c$  according to a structure class  $\Gamma_{c,S}$  [35]. Where ‘complexity’ here simply means a measure of the grammar size defined as a product of the grammar parameters.

## 2.5 Linear-bounded complexity

In [1] it is shown that the time-bounded Kolmogorov distribution is universal (in the sense of convergence), and they cite the question of an analogue to the algorithmic Coding theorem as an open problem possibly to be tackled with the help of exploiting the universality finding. On the other hand, in [2, 13] it has been shown that the time-bounded algorithmic complexity (being computable) is a Solovay function. These functions are an upper bound of algorithmic complexity (prefix-free version) and they give the same value for almost all strings.

In [5, 21] we described a numerical approach to the problem of approximating the algorithmic complexity for short strings. This approach does an exhaustive execution of all deterministic 2-symbol Turing Machines, constructs an output

frequency distribution, and then applies the Coding Theorem to approximate the algorithmic complexity of the strings produced.

For this experiment we follow the same approach using a less powerful model of computation, namely, linear-bounded automata (*LBA*). A *LBA* is basically a single tape Turing Machine which never leaves those cells on which the input was placed [22]. It is well known that the class of languages accepted by *LBA* is in fact the class of context-sensitive languages [22].

We use the same Turing Machine formalism as [5, 21], which is that of the Busy Beaver introduced by Rado [8], and we use the known values of the Busy Beaver functions.

## 2.6 Time complexity

*PTime* or *P* is the class of Turing Machines that produce an output in polynomial time with respect to the size of its input. When considering empty input strings (in machines with the same number of states), it is easy to see that this class is contained by the class defined by Linear Bounded Automata (*LBA*): if the number of the transition is bounded by a linear function, so are the number of cells it can visit, but it is important to note that *LBA* are not time restricted and can use non-deterministic transitions. Whether *PTime* is a subset of *NSPACE*( $O(n)$ ) (*LBA*) in other cases is an open question. Now, given that Turing Machines can decide context-free grammars in polynomial time (Subsection 2.3.2), *PTime* is higher in the hierarchy than Type-2 languages.

Within the context of this article, we will represent this class with the set of Turing Machines with 4 states and 2 symbols with no inputs whose execution time is upper-bounded by a fixed constant. We will cap our execution time by 27, 54, 81 and 107 for a total of 44 079 842 304 Turing machines, where 107 is the Busy Beaver value of the set.

## 2.7 The Chomsky hierarchy bounding execution time

The definition of bounded algorithmic complexity is a variation of the unbounded version, as follows:

**Definition 2.6.** (Linear-bounded Algorithmic Complexity, CFG)

$$C^t(s) = \min\{|p| : U(p) = s \text{ and } U(p) \text{ runs in at most } t \text{ steps}\}$$

Being bounded by polynomial-sized tapes, the Turing Machines that decide context-sensitive grammars (type-1) can be captured in exponential time by deterministic Turing Machines.

Exactly where each class of the Chomsky hierarchy is with respect to the time-based computational complexity classification is related to seminal open problems. For instance, a set equality between the languages recognized by linear-bounded automata and the ones recognized in exponential time would solve the *PSPACE*  $\neq$  *EXPTIME* question. Nevertheless, varying the allowed computed time for the *CTM* algorithm allows us to capture approximations to

the descriptive complexity of an object with fewer computing resources, in a similar fashion to considering each member of the Chomsky hierarchy.

## 2.8 Non-halting models

We also considered models with no halting configuration, such as cellular automata (nonH-CA) and Turing machines (nonH-TM) with no halting state as defined in [37], in order to assess whether or not they converge to the Universal Distribution defined over machines with a halting condition. For cellular automata we exhaustively ran all the 256 Elementary Cellular Automata [37] (i.e. closest neighbour and centre cell are taken into consideration) and all 65 536 so-called General Cellular Automata [37] (that is with 2 neighbours to one side and one to the other, and the centre cell). For Turing machines, we ran all 4096 (2,2) Turing machines with no halting state, and a sample of 65 536 (same number as CA) Turing machines in (3,2), also with no halting state.

## 2.9 Consolidating the empirical distributions

In order to perform the comparisons among the distributions in each of the Chomsky hierarchy levels, it is necessary to consolidate cases of bias imposed by arbitrary choices of parameter models (e.g. starting from a tape with 0 or 1). This is because, for example, the string 0000 should occur exactly the same number of times as 1111 does and so on, because 0000 and 1111 should have the same algorithmic complexity. If  $s$  is the string and  $f(s)$  the frequency of production, we thus consolidate the algorithmic probability of  $s$  denoted by  $AP(s)$  as follows:

$$AP(s) = \frac{f(s) + f(r(s)) + f(c(s)) + f(r(c(s)))}{|g|}$$

where  $|g|$ , by Burnside's counting theorem is the number of non-invariant transformations of  $s$  and  $r(s)$  is the reversion of  $s$ , e.g. 0001 becomes 1000 and  $c(s)$  is the negation of  $s$ , e.g. 0001 becomes 1110, for all empirical distributions for FSA, CFG, LBA and TM. It is worth noting that  $c$  and  $r$  do not increase the algorithmic complexity of  $s$  except by a very small constant, and thus there is no reason to expect either the model or the complexity of the strings to have been produced or selected to have different algorithmic complexities. More details on the counting method are also given in [5].

Notice that this consolidation is not artificially imposed, it would be natural to run each computational model for each possible parameter from the model's parameter space (e.g. running all TMs once on a 'blank symbol' as 0 and then again for the blank as 1) and the distribution would balance itself accordingly. So the application of the consolidating method is only to avoid unnecessary computation.

### 3 Results

Here we report the shape and rank of strings in each of empirical distributions produced by the models of computation by increasing computational power according to the Chomsky hierarchy and by time computational hierarchy, including comparisons to the performance of classical Shannon entropy (over the bit strings assuming a uniform distribution) and of lossless compression (using the Compress algorithm), as well as the behaviour of 2 non-halting models of computation. Table 1 reports the number of strings produced by each model.

Chomsky Type	Computational Model	No. Strings
3	FSA(8-22)	294
3	FSA/AP(8-22)	1038
2	CFG(40K)	496
(2,0)	LBA(27)	847
(2,0)	LBA(54)	1225
(2,0)	LBA(81)	1286
0	LBA 107 = TM(4,2)	1302
0	TM(5,2)	8190

Table 1: Strings of at most 12 bits produced at each level from a total of 8190 possible strings (all generated by (5, 2) except 2 [21]). LBA was simulated by halting time cutoffs which is strictly less powerful than the TM model (Type-0) but strictly greater than CFG (Type-2). Each LBA is followed by its runtime cutoff. The cutoff value of 107 steps is the Busy Beaver for (4,2), and given that LBA are emulated by TM in (4,2) by letting them run up to 107, this means that they have exhausted the full TM space (4,2) and thus are equivalent. The empirical distribution for CFG was obtained by producing 40 000 grammars and checking whether each of the 1302 strings occurring in LBA 107 could be generated by any of those grammars. A Chomsky Type (2,0) means that the model is strictly between Type-0 and Type-2 thus representing Type-1.

#### 3.1 Finite-state complexity

The experiment consists of a thorough analysis of all strings  $\tau \in \{0, 1\}^*$  that satisfy  $8 \leq |\tau| \leq 22$ . If the string  $\tau$  satisfies  $\tau = \sigma \frown p$  (for some  $\sigma \in S$ ) then we compute  $T_\sigma^S(p)$  and generate a set of output strings. Then a frequency distribution is constructed from the set of output strings. On the other hand, we compute the Finite-state complexity for strings  $s$  such that  $0 \leq s \leq 8$  (this is an arbitrary decision).

##### 3.1.1 distributions $D_S(n)$ produced for $8 \leq n \leq 22$

The results given in Table 2 indicate how many strings  $\tau$  satisfy  $\tau = \sigma \frown p$  (such that  $\sigma$  encodes the transition table of some transducer  $T_\sigma^S$  and  $p$  is an input for

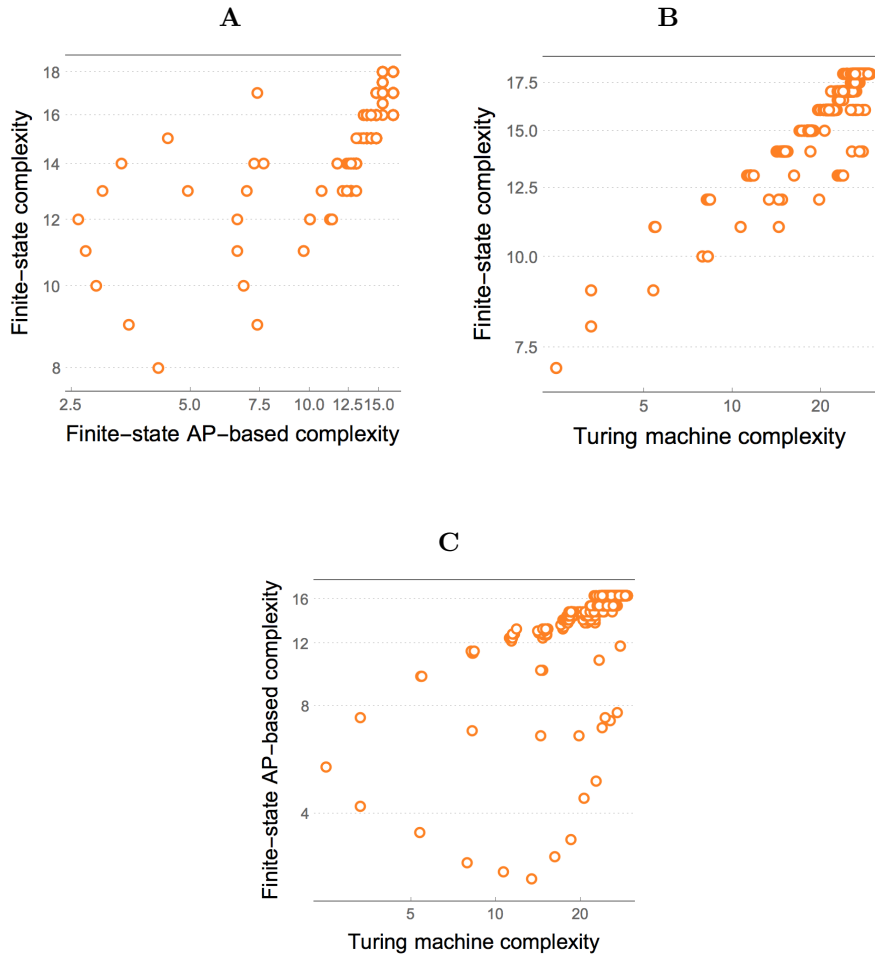


Figure 1: Correlation plots (A) between the 2 models of Algorithmic Probability for FSA using the same enumeration (B) between FSA (both plain and FSA/AP-based) and (C) both FSA and FSA/AP separately against Turing machines.

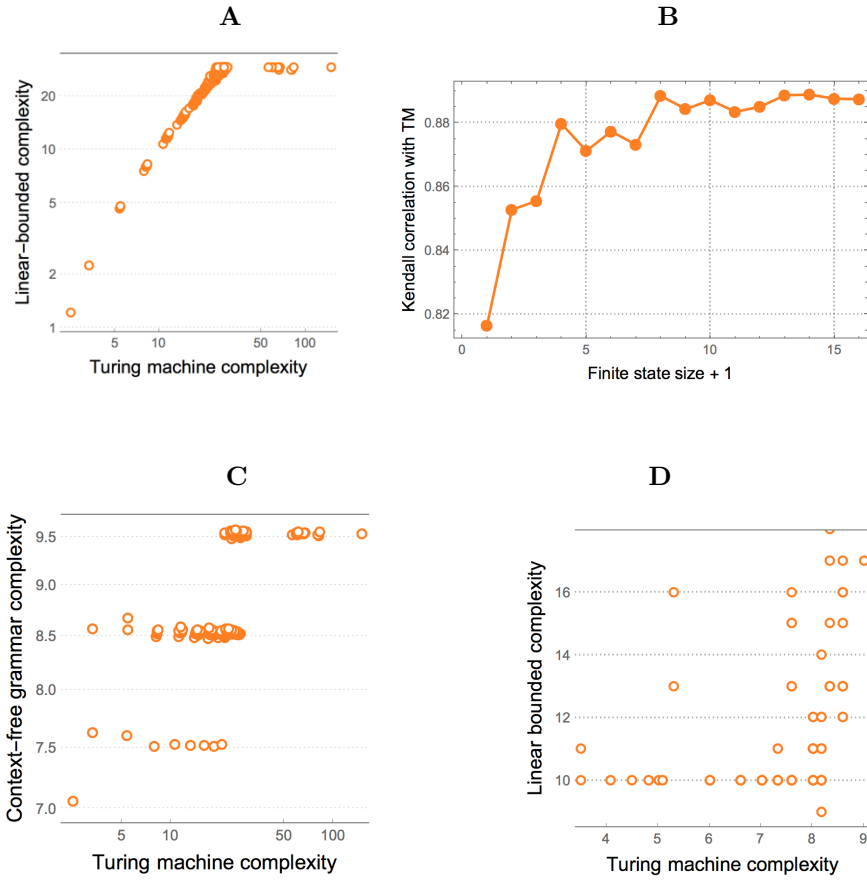


Figure 2: Correlation plots of the four Chomsky hierarchy types. (A) FSA v TM. (B) how FSA approximates TM before converging to a Kendall ranking correlation value below 0.9 (with LBA able to reach 1, see Fig. 5). (C) CFG v TM and (D) LBA v TM.

it) per string length.

Running FSA is very fast; there is no halting problem and all stop very quickly. However, while FSA and CFG preserve some of the ranking of superior computational models and accelerate the appearance of ‘jumpers’ (long strings with low complexity), these weak models of computation do not generate the highest algorithmic complexity strings that appear in the tail of the distributions of more powerful models, as shown in Fig. 4.

Size	Strings	Transducers
8	256	1
9	512	2
10	1024	6
11	2048	12
12	4096	34
13	8192	68
14	16384	156
15	32768	312
16	65536	677
17	131072	1354
18	262144	2814
19	524288	5628
20	1048576	11474
21	2097152	22948
22	4194304	46332

Table 2: Transducers per string length.

For example, of  $2^8$  strings in  $D_S(8)$ , there is only one binary string of length 8 that encodes a transducer, which is the transducer with the transition function (4) (we refer to it as the smallest transducer).

In the case of  $D_S(9)$ , we found that out of  $2^9$  strings only two encode the smallest transducer with “0” and “1” as input. Again, the only string produced by this distribution is the empty string  $\varepsilon$ .

$D_S(16)$  is the first distribution in which one of the strings encodes a transducer with two states. The Finite-state complexity  $C_S(s)$  of the strings produced by  $D_S(16)$  shows  $8 \leq C_S(s) \leq 12$  (see Table 14 and Table 15 in the Supplementary Material).

$D_S(18)$  consists of 2814 transducers (see Table 3 and Table 4 in the Supplementary Material). The longest string produced is of length 6. The rest of the tables are in the Supplementary Material.

The rest of the tables are in the Supplementary Material.

### 3.2 Computing Finite-state complexity

We performed another experiment in order to further analyze the characteristics of Finite-state complexity of all strings of length  $n$ . We summarize the results we



String	Probability
$\varepsilon$	0.82800
00	0.02701
11	0.02701
000	0.01990
111	0.01990
0	0.01848
1	0.01848
0000	0.01279
1111	0.01279
00000	0.00426
11111	0.00426
01	0.00213
10	0.00213
000000	0.00071
0101	0.00071
1010	0.00071
111111	0.00071

Table 3: Example of a probability distribution for  $D_S(18)$ .

Complexity	Frequency
14	1024
12	640
13	512
11	320
10	212
9	106

Table 4: Frequency of Finite-state complexity for strings produced by  $D_S(18)$ .

obtained for computing Finite-state complexity for each string  $s$  of length  $0 \leq n \leq 8$  in Table 5, whereas Table 6 shows the strings  $\sigma$  that encode transducers such that  $T_\sigma^S(p) = s$ .

### 3.3 Context-free grammar distribution

We created production rules for 298 233 grammars with up to 26 non-terminal symbols and used the first 40 000 of them to check how many of a set of 155 strings were produced by how many grammars for which we also had distribution numbers in all the other levels FSA, LBA and TM. Table 7 shows the top 20 strings produced.

Complexity	Frequency
4	1
7	2
8	2
9	4
10	4
11	10
12	22
13	32
14	56
15	126
16	252

Table 5: Frequency of  $C_S(s)$  for strings  $s$  of length  $0 \leq n \leq 8$ .

Transducer	Frequency
0000	1
000100	8
0001010110	1
00010110	4
0001011100	1
0001011110	1
000110	8
00011100	4
0001110100	1
0001110110	1
0001111100	1
01000110	480

Table 6: Frequency of the strings  $\sigma$  that encode transducers such that  $T_\sigma^S(p) = s$ .

### 3.4 Emergence of the Universal Distribution

#### 3.4.1 Time-bounded Emergence

Fig. 5 shows how LBA asymptotically approximate the Universal Distribution.

As the results demonstrate (supported by Fig. 5), by varying the allowed execution time for the space of Turing Machines we can approximate the CTM distribution corresponding to each level of the Chomsky hierarchy. For instance, regular languages (Type-3 grammars) can be decided in *linear time*, given that each transition and state in a finite automaton can be encoded by a corresponding state and transition in a Turing Machine. Context-free grammars (Type-2) can be decided in *polynomial time* with parsing algorithms such as CYK (Subsection 2.3.2).

String	Frequency
0	5131
00	5206
000	5536
0000	5480
00000	5508
000000	5508
00001	2818
0001	2810
00010	2754
00011	2764
001	2812
0010	2692
00100	2750
00101	2744
0011	2736
00110	2730
00111	2736
01	2688
010	2748
0100	2742

Table 7: Top 20 most frequent strings generated by Context-free grammars (CFG). Assuming that the algorithmic Coding theorem held, we can then transform the frequency into a computable algorithmic complexity estimation by CFG to compare with.

### 3.4.2 Rate of convergence of the distributions

One opportunity offered by this analysis is the assessment of the way in which other methods distribute strings by (statistical) randomness, such as Shannon entropy and other means of approximation of algorithmic complexity, such as lossless compression algorithms, in particular one of the most popular such methods, based on LZW (Compress). We can then compare these 2 methods in relation to estimations of a Universal Distribution produced by  $TM(4, 2)$ . The results (see Fig. 6) of both entropy and Compression conform with the theoretical expectation. Entropy correlates best at the first level of the Chomsky hierarchy, that of FSA, stressing that the algorithmic discriminatory power of entropy to tell apart randomness from pseudo-randomness is limited to statistical regularities of the kind that regular languages would capture. Lossless compression, however, at least as assessed by one of the most popular methods underlying other popular lossless compression formats, outperformed Shannon entropy but not by much, and it was at best most closely correlated to the output distribution generated by CFG. This does not come as a surprise, given that popular implementations of lossless compression are a variation of Shannon entropy generalized to blocks (variable-width window) that capture repetitions,

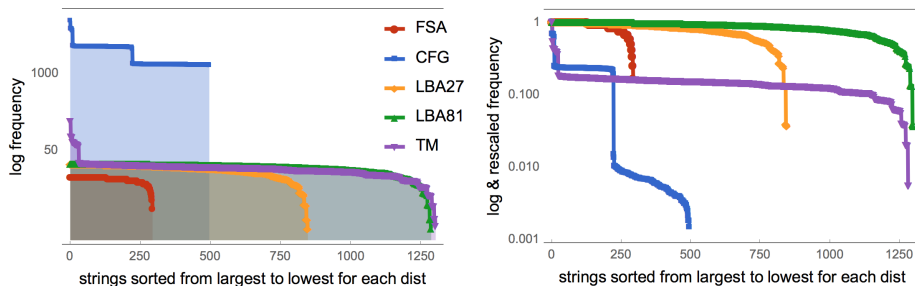


Figure 3: Comparison of empirical distributions of varying computational power, with TM in log plot (thus the only exponential) followed by LBA and then FSA and CFG when taking their fitting slope coefficients. Running CFG is very expensive because for every string we need to test whether it could be generated by all the grammars produced, which in our case means  $1302 \times 40\,000$ , and while the CYK algorithm runs in polynomial time, the combinatorial explosion renders the AP-based model by CFG intractable.

often followed by a remapping to use shorter codes for values with higher probabilities (dictionary encoding, Huffman coding)—hence effectively a basic grammar based on a simple rewriting rule system. We also found that, while non-halting models approximate the Universal Distribution, they start diverging from TM and remain correlated to LBA with lower runtimes, despite increasing the number of states. This may be expected from the over-representation of strings that non-halting machines would otherwise skip (defined as produced after halting for machines with halting configurations).

## 4 Some open questions

### 4.1 Tighter bounds and suprema values

We have provided upper and lower bounds for each model of computation but current intervals seem to overlap for some measures of correlation. One question is the exact boundaries, especially how much closer to the Universal Distribution each supremum for each model of computation can take us, in other words, find the tighter bounds for the intervals at each level.

### 4.2 Computable error corrections

There are some very interesting open questions to explore in the future. For example, whether computable corrections can be made to subuniversal distributions, e.g. as calculated by context-free grammars, in order to correct for trivial (and also computable) biases such as string length. Indeed, while CFG produced an interesting distribution closer to that of LBA and better than FSA,

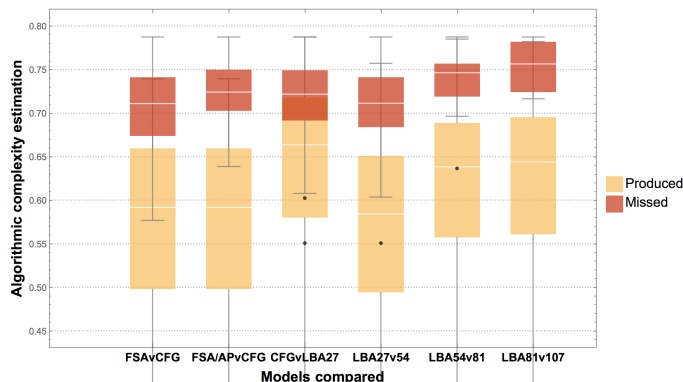


Figure 4: Each model misses the most random strings according to the next most powerful model, with the greatest discrepancy against TM(5,2). For example, FSA and FSA/AP produce the same strings but they assign different values to each string. Here it is shown that FSA/AP outperforms FSA alone by more accurately identifying a greater number of random strings and therefore missing fewer of them compared to the next level (CFG). Moreover, FSA only produces 12 different complexity values among all possible strings produced, while FSA/AP produces 34. The plot also shows that CFG is more powerful than LBA with halting runtime 27 and similar to LBA 54. The progression of LBA towards the full power of TM is also noticeable.

there is, for example, an over-representation of trivial long strings which can easily be corrected. The suspicion is that, while one can apply these corrections and increase the speed of convergence to TM, the interesting cases are non-computable. A theoretical framework and a numerical analysis would be interesting to develop.

### 4.3 Sensitivity to choice of enumeration

A question equivalent to that of the choice of programming language of the reference universal Turing machine is the question of the stability of the chosen enumerations for the different models of computation, both at the same and at different computational power levels. In [18] it is shown that FSA complexity is invariant to enumeration choice, and an open question is whether this happens at other levels of computational power between FSA and TM, e.g. CFG for some computational models of generative grammars (e.g. the one chosen in this paper). A striking outcome of the results reported here is that not only does the increase in computing power produce better approximations to the distribution produced by Turing machines, but that completely different models of computation—not only in terms of language description but also in terms of computational power—produce similar distributions, thus suggesting a greater independence of the choice of arbitrary parameters such as enumeration

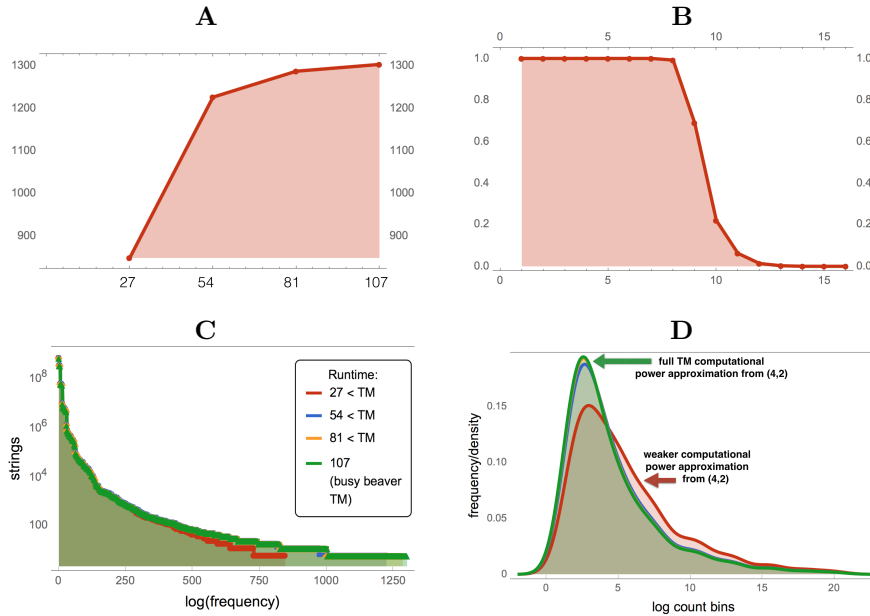


Figure 5: Trading computational power for accuracy. (A) Number of halting machines per maximum imposed runtime (B) Number of strings produced among all possible, showing that all strings up to length 9 were generated in  $(4, 2)$  (C) Output frequency distribution per running time produced in  $(4, 2)$  from highest to lowest frequency (D) Smooth density plot maximizing the differences of the output distributions at each runtime approximating the full power of Turing machines in  $(4, 2)$  versus strictly lower computational power when bounding the runtime.

or model. In [38] we found such convergence in values and ranking in experiments comparing Turing machines, cellular automata and Post tag systems, and moreover that these results suggested some sort of ‘natural behaviour’ defined as a behaviour that is not artificially introduced with the purpose of producing a different-looking initial distribution (before converging per the invariance theorem for systems with such a property).

Thus in [4] we proposed a measure of ‘algorithmicity’ in the sense of the Universal Distribution, quantifying how close or removed a method producing a distribution is from other approximations, in particular that of one of the most standard Turing machine models, the one used for the Busy Beaver [8], that we have shown is not a special case—several other variations of this model and completely different models of computation produce similar output distributions [41, 42, 4], including the results reported in this paper. However, one other open question is to enumerate systems in different ways and numerically quantify how many of them are convergent or divergent, to what degree the divergent diverge and for how long and under what conditions, and whether the

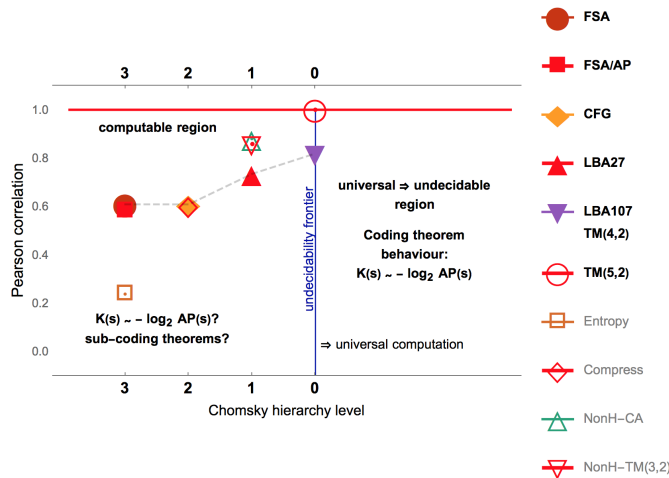


Figure 6: Coding theorem-like behaviour and emergence of the Universal Distribution. Correlation in rank (distributions where sorted in terms of each other) of empirical output distributions as compared to the output distribution of  $TM(5,2)$  as introduced and thoroughly investigated in [21]. A progression towards greater correlation is noticed as a function of increasing computational power. Bold black labels are placed at their Chomsky level and gray labels are placed within the highest correlated level. Shannon entropy and lossless compression (Compress) distribute values below or at about the first 2 Chomsky types, as expected. It is not surprising to see LBA with runtime 107 further depart in ranking, because LBA after 27 steps produced the highest frequency strings that are expected to converge faster. Eventually LBA 107 (which is none other than  $TM(4,2)$ ) will converge to  $TM(5,2)$ . An empirical bound of non-halting models seems to be low LBA even when increasing the number of states (or symbols for CA).

convergent dominate.

#### 4.4 Complexity of missing strings from non-halting models

We have shown that for halting models of computation, decreasing the power of the computational model has the effect of missing some of the most algorithmically random strings that are produced in the model with the next highest computational power. As we have also seen, non-halting models seem to converge to lower runtime distributions (LBA, which even when they are highly correlated to TMs, do not appear to asymptotically approach TMs but to remain closer to LBA. An interesting question to explore concerns the complexity of the strings missed by non-halting machines or which strings are under or

over-represented. As opposed to the strings missed by halting machines below Turing universality, models of computation without halting configurations but still capable of Turing universality (defined on non-halting models) may miss different kinds of strings than those models with halting configurations but strictly weaker computational power (e.g. LBA). Do they miss less or more random strings as compared to halting models?

## 5 Conclusions

It is interesting to explore and seek *algorithmic Coding-theorem* like behaviour in subuniversal systems to better understand the emergence, and rate of emergence, of properties related to algorithmic probability, in particular that established by the *algorithmic Coding-theorem* from the Universal Distribution—and thus of algorithmic complexity—for types of computational systems of different computational power, in particular below Turing universality.

The results reported show that the closer a system is to Turing-completeness the closer its output distribution to the empirical distribution produced by a complete set of small Turing machines, and that finite approximations of algorithmic complexity from subuniversal systems [26] produce a gradual emergence of properties related to the Universal Distribution.

The results also show improvements over current major tools for approximating algorithmic complexity, such as lossless compression algorithms. To our knowledge, it has not been possible to date to quantify or compare the performance of lossless compression algorithms as estimations of algorithmic complexity, as there was no other standard or alternative. The construction of empirical distributions does provide the means and constitutes an approach to evaluate performance in what we have named an *algorithmicity test* [38].

Compared to entropic and the most popular lossless compression algorithms, approximations to algorithmic complexity from finite approximations of Algorithmic Probability—even over weak models of computation—constitutes a major improvement over strings that are otherwise assigned a greater randomness content by traditional methods such as common lossless compression Shannon entropy and equivalent statistical formulations.

This algorithmic behavioural exploration is particularly relevant because processes in nature may be weaker than the full power of Turing machines due to access to finite resources and because of physical degradation. For example, some biological and genetic processes such as DNA translation and RNA transcription can only read and produce messages and sequences from reading in a single strand direction and thus may be modelled by Context-free grammars (CFG). The results here suggest that, for example, RNA transcription would not sample uniformly the whole aminoacid space but would favour the production of simple protein primary structures. In this way the approximation to the Universal Distribution is not only descriptive but does play an active role in active (e.g. biological) processes. Because of this type of questions, we also explored non-halting models given that natural processes may not have



definite and distinguishable halting states, unlike e.g. RNA transcription that exceptionally has a clear halting condition represented by the RNA polymerase enzyme reading the stop codons.

We have shown that up to 60% of the simplicity vs complexity bias produced even by the weakest of the computational models (FST/FSA) in the Chomsky hierarchy (Type-3)–disregarding halting configuration–can be explained by or accounted for by Algorithmic Probability in the model output approximation to the Universal Distribution as tested by empirical distributions compared to the empirical distributions produced by large sets of small Turing machines. On the one hand, while producing empirical distributions from FSA is computationally cheap and produces a large set of strings mostly distributed in the shape of the Universal Distribution, it only produces very few strings with different probability/complexity values and provides thus very little discriminatory power. On the other hand, producing strings at the level of CFG (Type-2) with grammars turned out to be computationally very expensive despite the existence of a polynomial algorithm that can verify string production. However, when a set of strings needs to be checked against a set of grammars the computational task becomes exponential by a combinatorial argument. The Type-2, however, can also be simulated by not only limiting the tape length in LBAs but also forcing them to operate in only one tape direction, which would lead to a simulation similar to that of LBAs. Finally, we have demonstrated that LBAs (Type-1) is both the most direct and fastest computational model approximating the empirical distributions produced by Turing machines (Type-0) that we generated.

## References

- [1] L. Antunes y L. Fortnow, Time-Bounded Universal Distributions, Electronic Colloquium on Computational Complexity, Report No. 144, 2005.
- [2] L. Bienvenu and R. Downey. *Kolmogorov complexity and Solovay functions*. In STACS, volume 3 of LIPIcs, pages 147–158. Schloss Dagstuhl- Leibniz-Zentrum fuer Informatik, 2009.
- [3] C. Campeanu, K. Culik II, K. Salomaa, S. Yu, State complexity of basic operations on finite languages. In: O. Boldt, H. Jürgensen, (eds.) *WIA 1999*, LNCS, vol. 2214, pp. 60–70. Springer, Heidelberg, 2001.
- [4] J.-P. Delahaye, H. Zenil, Towards a stable definition of Kolmogorov-Chaitin complexity, arXiv:0804.3459 [cs.IT], 2008.
- [5] J.-P. Delahaye and H. Zenil, Numerical Evaluation of the Complexity of Short Strings: A Glance Into the Innermost Structure of Algorithmic Randomness, *Applied Mathematics and Computation* 219, pp. 63–77, 2012.
- [6] K. Dingle, S. Schaper, and A.A. Louis, The structure of the genotype-phenotype map strongly constrains the evolution of non-coding RNA, *Interface Focus* 5: 20150053, 2015.

- [7] N. Gauvrit, F. Soler-Toscano, H. Zenil, Natural Scene Statistics Mediate the Perception of Image Complexity, *Visual Cognition*, vol. 22:8, pp. 1084–1091, 2014.
- [8] T. Rado, “On non-computable functions” *Bell System Technical Journal* 41:3, 877–884, 1962.
- [9] N. Gauvrit, H. Zenil, F. Soler-Toscano, J.-P. Delahaye, P. Brugger, Human Behavioral Complexity Peaks at Age 25, *PLoS Comput Biol* 13(4): e1005408, 2017.
- [10] S.F. Greenbury, I.G. Johnston, A.A. Louis, S.E. Ahnert, J. R., A tractable genotype-phenotype map for the self-assembly of protein quaternary structure, *Soc. Interface* 11, 20140249, 2014.
- [11] S. Hernández-Orozco, H. Zenil, N.A. Kiani, Algorithmically probable mutations reproduce aspects of evolution such as convergence rate, genetic memory, modularity, diversity explosions, and mass extinction, arXiv:1709.00268 [cs.NE]
- [12] V. Kempe, N. Gauvrit, D. Forsyth, Structure emerges faster during cultural transmission in children than in adults, *Cognition*, 136, 247–254, 2014.
- [13] R. Hölzl, T. Kräling, W. Merkle, Time-bounded Kolmogorov complexity and Solovay functions, *Theory Comput. Syst.* 52:1, 80–94, 2013.
- [14] M. Hutter, *A Theory of Universal Artificial Intelligence based on Algorithmic Complexity*, Springer, 2000.
- [15] L.A Levin, Universal sequential search problems. *Problems of Information Transmission*, 9:265–266, 1973.
- [16] L.A. Levin. Laws of information conservation (non-growth) and aspects of the foundation of probability theory, *Problems Information Transmission*, 10(3):206–210, 1974.
- [17] L.G. Kraft, A device for quantizing, grouping, and coding amplitude modulated pulses, Cambridge, MA: MS Thesis, Electrical Engineering Department, Massachusetts Institute of Technology, 1949.
- [18] Calude, C. S., Salomaa, K., & Roblot, T. K. (2011). Finite-state complexity. *Theoretical Computer Science*, 412(41), 5668-5677.
- [19] S. Schaper and A.A. Louis, The arrival of the frequent: how bias in genotype-phenotype maps can steer populations to local optima *PLoS ONE* 9(2): e86635, 2014.
- [20] B.R. Steunebrink, J. Schmidhuber, Towards an Actual Gödel Machine Implementation. In P. Wang, B. Goertzel, eds., *Theoretical Foundations of Artificial General Intelligence*, Springer, 2012.

- [21] Soler-Toscano, F., Zenil, H., Delahaye, J. P. & Gauvrit, N. (2014). Calculating Kolmogorov complexity from the output frequency distributions of small Turing machines. *PloS one*, 9(5), e96223.
- [22] J.E. Hopcroft, & J.D. Ullman, *Formal languages and their relation to automata*, 1969.
- [23] W. Kirchherr and M. Li and P. Vitányi, The Miraculous Universal Distribution, *Mathematical Intelligencer*, 19, 7–15, 1997.
- [24] B.Y. Peled, V.K. Mishra, A.Y. Carmi, Computing by nowhere increasing complexity, arXiv:1710.01654 [cs.IT]
- [25] J. Rangel-Mondragon, Recognition and Parsing of Context-Free, <http://library.wolfram.com/infocenter/MathSource/3128/> Accessed on Aug 15, 2017.
- [26] F. Soler-Toscano, H. Zenil, A Computable Measure of Algorithmic Probability by Finite Approximations with an Application to Integer Sequences, *Complexity* (accepted).
- [27] J. Schmidhuber, Optimal Ordered Problem Solver, *Machine Learning*, 54, 211-254, 2004..
- [28] J. Schmidhuber, V. Zhumatiy, M. Gagliolo, Bias-Optimal Incremental Learning of Control Sequences for Virtual Robots. In Groen, et al. (eds) *Proceedings of the 8th conference on Intelligent Autonomous Systems, IAS-8*, Amsterdam, The Netherlands, pp. 658–665, 2004.
- [29] F. Soler-Toscano, H. Zenil, J.-P. Delahaye, and N. Gauvrit, Small Turing Machines with Halting State: Enumeration and Running on a Blank Tape. <http://demonstrations.wolfram.com/SmallTuringMachinesWithHaltingStateEnumerationAndRunningOnAB/>. Wolfram Demonstrations Project. Published: January 3, 2013.
- [30] R.J. Solomonoff. A formal theory of inductive inference: Parts 1 and 2. *Information and Control*, 7:1–22 and 224–254, 1964.
- [31] M. Li, and P. Vitányi, *An Introduction to Kolmogorov Complexity and Its Applications*, 3rd ed, Springer, N.Y., 2008.
- [32] R.J. Solomonoff, Complexity-Based Induction Systems: Comparisons and Convergence Theorems, *IEEE Trans. on Information Theory*, vol 24, No. 4, pp. 422–432, 1978.
- [33] R.J. Solomonoff, The Application of Algorithmic Probability to Problems in Artificial Intelligence, in L.N. Kanal and J.F. Lemmer (eds.), *Uncertainty in Artificial Intelligence*, pp. 473–491, Elsevier, 1986.

- [34] Solomonoff, R.J. A System for Incremental Learning Based on Algorithmic Probability, *Proceedings of the Sixth Israeli Conference on Artificial Intelligence, Computer Vision and Pattern Recognition*, Dec. 1989, pp. 515–527.
- [35] R.M. Wharton, Grammar enumeration and inference, *Information and Control*, 33(3), 253–272, 1977.
- [36] M. Wiering and J. Schmidhuber. Solving, POMDPs using Levin search and EIRA, *In Proceedings of the International Conference on Machine Learning (ICML)*, pages 534–542, 1996.
- [37] S. Wolfram, *A New Kind of Science*, Wolfram Media, Champaign, IL., 2002.
- [38] H. Zenil and J-P. Delahaye, On the Algorithmic Nature of the World, In G. Dodig-Crnkovic and M. Burgin (eds), *Information and Computation*, World Scientific Publishing Company, 2010.
- [39] H. Zenil, F. Soler-Toscano, K. Dingle and A. Louis, Correlation of Automorphism Group Size and Topological Properties with Program-size Complexity Evaluations of Graphs and Complex Networks, *Physica A: Statistical Mechanics and its Applications*, vol. 404, pp. 341–358, 2014.
- [40] H. Zenil, N.A. Kiani and J. Tegnér, Methods of Information Theory and Algorithmic Complexity for Network Biology, *Seminars in Cell and Developmental Biology*, vol. 51, pp. 32-43, 2016.
- [41] H. Zenil, F. Soler-Toscano, J.-P. Delahaye and N. Gauvrit, Two-Dimensional Kolmogorov Complexity and Validation of the Coding Theorem Method by Compressibility, *PeerJ Computer Science*, 1:e23, 2015.
- [42] F. Soler-Toscano, H. Zenil, J.-P. Delahaye and N. Gauvrit, Correspondence and Independence of Numerical Evaluations of Algorithmic Information Measures, *Computability*, vol. 2, no. 2, pp 125-140, 2013.

## Supplementary Material

### 5.0.1 Empirical distributions $< D_S(19)$ for FSA

For  $D_S(10)$  we have it that there are six strings that encode a transducer. In fact two of them are different from the smallest transducer. However, as in the previous cases, the only string produced is the empty string  $\varepsilon$ .

$D_S(11)$  consists of 12 strings with inputs of length one and three but the output of these transducers is  $\varepsilon$ .

$D_S(12)$  contains 34 transducers with inputs whose length ranges from two to four. The output distribution still contains only the string  $\varepsilon$ .

$D_S(13)$  is a more interesting distribution. It consists of 68 strings whose input has lengths 1, 3 and 5. Table 8 shows the probability distribution of the strings produced by this distribution. The Finite-state complexity of the strings that comprise  $D_S(13)$  is summarized in Table 9.

String	Probability
$\varepsilon$	0.94118
0	0.02941
1	0.02941

Table 8: Probability distribution of  $D_S(13)$ .

Complexity	Frequency
9	32
7	20
8	16

Table 9: Frequency of Finite-state complexity for strings produced by  $D_S(13)$ .

$D_S(14)$  is a richer distribution than the previous one since it contains 156 strings that encode different transducers. Table 10 shows the different strings produced by this distribution.

String	Probability
$\varepsilon$	0.92308
0	0.02564
1	0.02564
00	0.01282
11	0.01282

Table 10: Probability distribution of  $D_S(14)$ .

We note the following facts:

- The length of the longest string produced is two.

- The string  $\varepsilon$  remains the one with the highest probability.
- The Finite-state complexity of the strings produced ranges from 7 to 10 (see Table 11).
- $D_S(14)$  produces two strings of length 2 out of  $2^2$ , that is, “00” and “11”.

Complexity	Frequency
10	64
8	40
9	32
7	20

Table 11: Frequency of Finite-state complexity for strings produced by  $D_S(14)$ .

$D_S(15)$  is quite similar to  $D_S(14)$  in terms of the strings it produces (see Table 10 and Table 13).

String	Probability
$\varepsilon$	0.88462
0	0.03205
1	0.03205
00	0.01923
11	0.01923
000	0.00641
111	0.00641

Table 12: Probability distribution of  $D_S(15)$ .

Complexity	Frequency
11	128
9	80
10	64
8	40

Table 13: Frequency of Finite-state complexity for strings produced by  $D_S(15)$ .

$D_S(17)$  shows an even more diverse set of strings produced (see Table 16). We have the following interesting facts,

- The longest string produced is of length 5.
- For the first time, a distribution produces all strings of length 2.

### 5.0.2 $D_S(19), D_S(20), D_S(21)$ and $D_S(22)$

Here are the strings that comprise each one of these distributions.

String	Probability
$\varepsilon$	0.87592
0	0.02363
00	0.02363
1	0.02363
11	0.02363
000	0.01182
111	0.01182
0000	0.00295
1111	0.00295

Table 14: Probability distribution of  $D_S(16)$ .

Complexity	Frequency
12	256
10	160
11	128
9	80
8	53

Table 15: Frequency of Finite-state complexity for strings produced by  $D_S(16)$ .

String	Probability
$\varepsilon$	0.83752
0	0.02806
1	0.02806
00	0.02511
11	0.02511
000	0.01773
111	0.01773
0000	0.00739
1111	0.00739
00000	0.00148
01	0.00148
10	0.00148
11111	0.00148

Table 16: Probability distribution of  $D_S(17)$ .

String	Probability
$\varepsilon$	0.78630
0000	0.02109
1111	0.02109
000	0.02066
111	0.02066

00	0.01682
11	0.01682
00000	0.01665
11111	0.01665
0	0.01063
1	0.01063
000000	0.00959
111111	0.00959
0000000	0.00331
1111111	0.00331
01	0.00166
10	0.00166
0101	0.00139
1010	0.00139
00000000	0.00122
11111111	0.00122
010101	0.00105
101010	0.00105
01010101	0.00044
10101010	0.00044
001	0.00026
010	0.00026
011	0.00026
100	0.00026
101	0.00026
110	0.00026
000000000	0.00009
0000000000	0.00009
00001	0.00009
00010	0.00009
00011	0.00009
00100	0.00009
00101	0.00009
00110	0.00009
00111	0.00009
01000	0.00009
01001	0.00009
01010	0.00009
0101010101	0.00009
01011	0.00009
01100	0.00009
01101	0.00009
01110	0.00009
01111	0.00009
10000	0.00009
10001	0.00009



10010	0.00009
10011	0.00009
10100	0.00009
10101	0.00009
1010101010	0.00009
10110	0.00009
10111	0.00009
11000	0.00009
11001	0.00009
11010	0.00009
11011	0.00009
11100	0.00009
11101	0.00009
11110	0.00009
1111111111	0.00009
1111111111	0.00009

Table 22: Probability distribution of  $D_S(21)$ .

String	Probability
$\varepsilon$	0.78313
0000	0.02180
1111	0.02180
000	0.01744
111	0.01744
00000	0.01727
11111	0.01727
000000	0.01442
111111	0.01442
00	0.01416
11	0.01416
0	0.00622
1	0.00622
0000000	0.00587
1111111	0.00587
00000000	0.00276
11111111	0.00276
0101	0.00160
1010	0.00160
01	0.00138
10	0.00138
010101	0.00125
101010	0.00125

01010101	0.00073
10101010	0.00073
00000000	0.00043
11111111	0.00043
00000000	0.00030
11111111	0.00030
01010101	0.00026
10101010	0.00026
001	0.00017
010	0.00017
011	0.00017
100	0.00017
101	0.00017
110	0.00017
0001	0.00009
0010	0.00009
001001	0.00009
0011	0.00009
0100	0.00009
010010	0.00009
0110	0.00009
011011	0.00009
0111	0.00009
1000	0.00009
1001	0.00009
100100	0.00009
1011	0.00009
101101	0.00009
1100	0.00009
1101	0.00009
110110	0.00009
1110	0.00009
000000000000	0.00004
000001	0.00004
000010	0.00004
000011	0.00004
000100	0.00004
000101	0.00004
000110	0.00004
000111	0.00004
001000	0.00004
001010	0.00004
001011	0.00004
001100	0.00004
001101	0.00004
001110	0.00004

001111	0.00004
010000	0.00004
010001	0.00004
010011	0.00004
010100	0.00004
010101010101	0.00004
010110	0.00004
010111	0.00004
011000	0.00004
011001	0.00004
011010	0.00004
011100	0.00004
011101	0.00004
011110	0.00004
011111	0.00004
100000	0.00004
100001	0.00004
100010	0.00004
100011	0.00004
100101	0.00004
100110	0.00004
100111	0.00004
101000	0.00004
101001	0.00004
101010101010	0.00004
101011	0.00004
101100	0.00004
101110	0.00004
101111	0.00004
110000	0.00004
110001	0.00004
110010	0.00004
110011	0.00004
110100	0.00004
110101	0.00004
110111	0.00004
111000	0.00004
111001	0.00004
111010	0.00004
111011	0.00004
111100	0.00004
111101	0.00004
111110	0.00004
111111111111	0.00004

---

Table 24: Probability distribution of  $D_S(22)$ .

### 5.0.3 Code in Python for finite-state complexity

The program `distributionTransducers.py` is used to analyze all strings  $\tau$  of length  $|\tau| = n$  to determine whether  $\tau$  satisfies  $\tau = \sigma \hat{\ } p$  (for  $\sigma \in S$ ), and if so then the program computes  $T_\sigma^S(p)$ . This program generates a set of output strings (`result-experiment-distribution.csv`) from which we can construct an output frequency distribution.

Example of execution:

- `python distributionTransducers.py 8 10` analyzes all strings of length 8 up to length 10.
- `python distributionTransducers.py 8 8` analyzes all strings of length 8.

The file `result-experiment-distribution.csv` contains the following columns:

- `string`, this corresponds to the strings  $\tau$  discussed above.
- `valid-encoding`, takes value 1 in case  $\tau = \sigma \hat{\ } p$  and 0 otherwise.
- `sigma`, corresponds to string  $\sigma$  such that  $\tau = \sigma \hat{\ } p$ .
- `string-p`, corresponds to string  $p$  such that  $T_\sigma^S(p) = s$ .
- `num-states`, number of states of transducer  $T_\sigma^S(p)$ .
- `output`, corresponds to string  $s$  such that  $T_\sigma^S(p) = s$ .
- `output-complexity`, finite-state complexity of output string  $x$ .

The program `computeComplexityStrings.py` computes the finite-state complexity for all strings of length  $n$  up to length  $m$  (this is the implementation of the algorithm described in [18]). This program generates the file `result-complexity.csv` which contains the following columns:

- `s`, the string that the program is calculating the finite-state complexity for.
- `complexity`, finite-state complexity of string  $s$ .
- `sigma`, string  $\sigma$  such that  $T_\sigma^S(p) = s$ .
- `string-p`, string  $p$  such that  $T_\sigma^S(p) = s$ .

Complexity	Frequency
13	512
11	320
12	256
10	160
9	106

Table 17: Frequency of Finite-state complexity for strings produced by  $D_S(17)$ .

String	Probability
$\varepsilon$	0.80597
000	0.02345
111	0.02345
00	0.02274
11	0.02274
0	0.01812
1	0.01812
0000	0.01706
1111	0.01706
00000	0.00817
11111	0.00817
000000	0.00284
111111	0.00284
01	0.00178
10	0.00178
0101	0.00107
1010	0.00107
0000000	0.00036
001	0.00036
010	0.00036
010101	0.00036
011	0.00036
100	0.00036
101	0.00036
101010	0.00036
110	0.00036
1111111	0.00036

Table 18: Probability distribution of  $D_S(19)$ . ‘Jumpers’ as defined in [5] and [21] are apparent, those simple strings of relatively much greater length that climb the complexity ladder.

Complexity	Frequency
15	2048
13	1280
14	1024
12	640
11	424
10	212

Table 19: Frequency of Finite-state complexity for strings produced by  $D_S(19)$ .

String	Probability
$\varepsilon$	0.80024
0000	0.02144
1111	0.02144
00	0.02092
000	0.02092
11	0.02092
111	0.02092
0	0.01185
00000	0.01185
1	0.01185
11111	0.01185
000000	0.00593
111111	0.00593
01	0.00174
10	0.00174
0101	0.00157
1010	0.00157
0000000	0.00139
1111111	0.00139
010101	0.00070
101010	0.00070
00000000	0.00035
11111111	0.00035
0001	0.00017
0010	0.00017
0011	0.00017
0100	0.00017
01010101	0.00017
0110	0.00017
0111	0.00017
1000	0.00017
1001	0.00017
10101010	0.00017
1011	0.00017
1100	0.00017
1101	0.00017
1110	0.00017

Table 20: Probability distribution of  $D_S(20)$ .

Complexity	Frequency
16	4096
14	2560
15	2048
13	1280
12	848
11	424
10	218

Table 21: Frequency of Finite-state complexity for strings produced by  $D_S(20)$ .

Complexity	Frequency
17	8192
15	5120
16	4096
14	2560
13	1696
12	848
11	436

Table 23: Frequency of Finite-state complexity for strings produced by  $D_S(21)$ .

Complexity	Frequency
18	16384
16	10240
17	8192
15	5120
14	3392
13	1696
12	872
11	436

Table 25: Frequency of Finite-state complexity for strings produced by  $D_S(22)$ .