

One Model to Rule them all

Multitask and Multilingual Modelling for Lexical Analysis

Johannes Bjerva



university of
 groningen



The work in this thesis has been carried out under the auspices of the Center for Language and Cognition Groningen (CLCG) of the Faculty of Arts of the University of Groningen.



Groningen Dissertations in Linguistics 164

ISSN: 0928-0030

ISBN: 978-94-034-0224-6 (printed version)

ISBN: 978-94-034-0223-9 (electronic version)

© 2017, Johannes Bjerva

Document prepared with $\text{\LaTeX}2_{\epsilon}$ and typeset by pdf \LaTeX
(Droid Serif and Lato fonts)

Cover art: *Cortical Columns*. © 2014, Greg Dunn

21K, 18K, and 12K gold, ink, and dye on aluminized panel.

Printed by Off Page (www.offpage.nl) on G-print 115g paper.



rijksuniversiteit
 groningen

One Model to Rule them all

Multitask and Multilingual Modelling for Lexical Analysis

Proefschrift

ter verkrijging van de graad van doctor aan de
Rijksuniversiteit Groningen
op gezag van de
rector magnificus prof. dr. E. Sterken
en volgens besluit van het College voor Promoties.

De openbare verdediging zal plaatsvinden op
donderdag 7 december 2017 om 14.30 uur

door

Johannes Bjerva

geboren op 21 maart 1990
te Oslo, Noorwegen

Promotor

Prof. dr. ing. J. Bos

Copromotor

Dr. B. Plank

Beoordelingscommissie

Prof. dr. A. Søgaaard

Prof. dr. J. Tiedemann

Prof. dr. L. R. B. Schomaker

Acknowledgements

This has been a bumpy ride, to say the least, and having reached the end of this four-year journey, I owe a debt of gratitude to all of my friends, family, and colleagues. Your support and guidance has certainly helped smooth out most of the ups and downs I've experienced.

First of all, I would like to thank my PhD supervisors. Johan, the freedom you allowed me during the past four years has been one of the things I've appreciated the most in the whole experience. This meant that I could pursue the track of research I felt was the most interesting, without which writing a whole book would have been much more arduous – thank you! Barbara, thank you for agreeing to join as co-supervisor so late in my project, and for putting in so much time during the last couple of months of my PhD. The thesis would likely have looked quite different if you hadn't started in Groningen when you did. I owe you a huge thanks, especially for the final weeks – reading and commenting on the whole thesis in less than 24 hours during your vacation. Just, wow!

Next, I would like to thank Anders Søgaaard, Jörg Tiedemann, and Lambert Schomaker for agreeing to form my thesis assessment committee. I feel honoured that you took the time to read this thesis, and that you deemed it scientifically sound. I also want to thank everyone who I have collaborated with throughout these years, both in Groningen and in Stockholm. Thanks Calle for agreeing to work with a sign language novice such as myself. Raf, it was an enlightening

experience to work with you and see the world of ‘real’ humanities research. Robert, we should definitely continue with our one-week shared task submissions (with various degrees of success).

Most of the last few years were spent at the computational linguistics group in Groningen. I would especially like to thank all of my fellow PhD students throughout the years. Thanks Kilian, Noortje, Valerio, and Harm for welcoming me with open arms when I joined the group. Special thanks to Kilian for being so helpful with answering all of my billions and billions of questions involved in finishing this thesis. Also, a special thanks to both Noortje and Harm for the times we shared when I had just moved here (especially that first New Year’s eve!). Hessel, thanks for all the help with administrative matters while I was abroad, especially for sending a gazillion of travel declarations for me. Rik and Anna, it was great getting to know you both better during the last few months – hopefully you find the bookmark to be sufficiently sloth-y. Dieke and Rob, thanks for being such great laid back drinking buddies and travel companions. To all of you, and Pauline – I hope we will continue the tradition of going all out whenever I come to visit Groningen! A big thanks to the rest of the computational linguistics group, especially Gertjan, Malvina, Gosse, John, Leonie, and Martijn. Also thanks to all other PhD students who started with me: Luis, Simon, Raf, Ruben, Aynur, Jonne, and everyone else whose name I’ve failed to mention. A special thanks to Ben and Kaja - I hope we keep up our board-game centred visits to one another, no matter where we happen to pursue our careers.

I spent most of my final year in Stockholm, and it was great being in that relaxed atmosphere during one of the more intense periods of the past few years. Most of all, I am sincerely grateful to Calle, to Johan (and Klara, Iris, and Vive), and to Bruno. Your support is truly invaluable, and by my lights, there is not much more to say than *<dank>*:(since a pal’s always needed). I’d also like to thank Johan and

Calle especially for agreeing to observing weird Dutch traditions by being my paranymphs. Josefina, Elísabet, and David, thank you all for being there for me during the past year. Thanks to the computational linguistics group for hosting me during this period, especially Mats, Robert, Kina, and Gintarė. Finally, thanks to everyone else at the Department of Linguistics at Stockholm University.

Having moved to Copenhagen this autumn has been an extremely pleasant experience. I would like to thank the entire CoAStal NLP group for simply being the coolest research group there is. Especially, I'd like to thank Isabelle for making the whole process of moving to Denmark so easy. Thanks to Anders, Maria, Mareike, Joachim, Dirk, and Ana for being so welcoming. I'd also like to thank everyone else at the image section at DIKU, especially the running buddies at the department, and most especially Kristoffer and Niels.

Finally, I would like to thank my family. This bumpy ride would have been challenging to get through without their support through everything. Kiitos, mamma! Takk/tack Aksel, Paulina, Julian, och Lucas! Takk Olav, og takk Amanda!

Let's see where the journey goes next!

Copenhagen, November 2017

Contents

Contents	viii
1 Introduction	1
1.1 Chapter guide	4
1.2 Publications	6
I Background	11
2 An Introduction to Neural Networks	13
2.1 Introduction	14
2.2 Representation of NNs, terminology, and notation . . .	15
2.3 Feed-forward Neural Networks	17
2.3.1 Feature representations	22
2.3.2 Activation Functions	23
2.3.3 Learning	24
2.4 Recurrent Neural Networks	32
2.4.1 Long Short-Term Memory	36
2.4.2 Common use-cases of RNNs in NLP	39
2.5 Convolutional Neural Networks	44
2.5.1 Local receptive fields	45
2.5.2 Weight sharing	46
2.5.3 Pooling	48
2.6 Residual Networks	50
2.7 Neural Networks and the Human Brain	51
2.8 Summary	53
3 Multitask Learning and Multilingual Learning	55
3.1 Multitask Learning	56

3.1.1	Non-neural Multitask Learning	57
3.1.2	Neural Multitask Learning	58
3.1.3	Effectivity of Multitask Learning	62
3.1.4	When MTL fails	63
3.2	Multilingual Learning	63
3.2.1	Human Annotation	65
3.2.2	Annotation Projection	65
3.2.3	Model Transfer	66
3.2.4	Model Transfer with Multilingual Input Representations	67
3.2.5	Continuous Space Word Representations	69
3.3	Outlook	76
II	Multitask Learning	79
4	Multitask Semantic Tagging	81
4.1	Introduction	82
4.2	Semantic Tagging	83
4.3	Method	87
4.3.1	Inception model	88
4.3.2	Deep Residual Networks	90
4.3.3	Modelling character information and residual bypass	90
4.3.4	System description	92
4.4	Evaluation	95
4.4.1	Experiments on semantic tagging	96
4.4.2	Experiments on Part-of-Speech tagging	96
4.4.3	The Inception architecture	96
4.4.4	Effect of pre-trained embeddings	98
4.5	Discussion	98
4.5.1	Performance on semantic tagging	98
4.5.2	Performance on Part-of-Speech tagging	99
4.5.3	Inception	100

4.5.4	Residual bypass	100
4.5.5	Pre-trained embeddings	101
4.6	Conclusions	101
5	Information-theoretic Perspectives on Multitask Learning	103
5.1	Introduction	104
5.2	Information-theoretic Measures	105
5.2.1	Entropy	105
5.2.2	Conditional Entropy	105
5.2.3	Mutual Information	107
5.2.4	Information Theory and MTL in NLP	107
5.3	Data	108
5.3.1	Morphosyntactic Tasks	109
5.3.2	Semantic Tasks	111
5.4	Method	113
5.4.1	Architecture and Hyperparameters	113
5.4.2	Experimental Overview	114
5.4.3	Replicability and Reproducibility	114
5.5	Results and Analysis	115
5.5.1	Morphosyntactic Tasks	115
5.5.2	Language-dependent results	118
5.5.3	Semantic Tasks	118
5.6	Conclusions	118
III	Multilingual Learning	123
6	Multilingual Semantic Textual Similarity	125
6.1	Introduction	126
6.2	Cross-lingual Semantic Textual Similarity	128
6.3	Method	131
6.3.1	Multilingual word representations	131
6.3.2	System architecture	132
6.3.3	Data for Semantic Textual Similarity	135

6.4	Experiments and Results	135
6.4.1	Comparison with Monolingual Representations .	136
6.4.2	Single-source training	137
6.4.3	Multi-source training	138
6.4.4	Results on SemEval-2017	140
6.4.5	Results on SemEval-2016	141
6.5	Conclusions	142
7	Comparing Multilinguality and Monolinguality	143
7.1	Introduction	144
7.2	Semantic Tagging	146
7.2.1	Background	146
7.2.2	Data	146
7.2.3	Method	147
7.2.4	Experiments and Analysis	148
7.2.5	Summary of Results on Semantic Tagging	154
7.3	Tagging Tasks in the Universal Dependencies	154
7.3.1	Data	154
7.3.2	Method	155
7.3.3	Results and Analysis	157
7.3.4	Summary of Results on the Universal Dependen- cies	158
7.4	Morphological Inflection	160
7.4.1	Method	160
7.4.2	Results and Analysis	162
7.4.3	Summary of Results on Morphological Inflection	164
7.5	Estimating Language Similarities	164
7.5.1	Data-driven Similarity	165
7.5.2	Lexical Similarity	166
7.5.3	Results and Analysis	167
7.5.4	When is Multilinguality Useful?	170
7.6	Conclusions	171

IV Combining Multitask and Multilingual Learning	173
8 Multitask Multilingual Learning	175
8.1 Combining Multitask Learning and Multilinguality . . .	176
8.2 Data	179
8.2.1 Labelled data	179
8.2.2 Unlabelled data	180
8.3 Method	181
8.3.1 Architecture	181
8.3.2 Hyperparameters	181
8.4 Experiments and Analysis	182
8.5 Discussion	193
8.6 Conclusion	195
V Conclusions	197
9 Conclusions	199
9.1 Part II - Multitask Learning	199
9.2 Part III - Multilingual Learning	201
9.3 Part IV - Combining Multitask Learning and Multilin- guality	202
9.4 Final words	203
Appendices	205
A Correlation figures for all languages in Chapter 5	207
B Bibliographical abbreviations	211
Bibliography	213
Summary	239
Samenvatting	243

CHAPTER 1

Introduction

When learning a new skill, you take advantage of your preexisting skills and knowledge. For instance, if you are a skilled violinist, you will likely have an easier time learning to play cello. Similarly, when learning a new language you take advantage of the languages you already speak. For instance, if your native language is Norwegian and you decide to learn Dutch, the lexical overlap between these two languages will likely benefit your rate of language acquisition. This thesis deals with the intersection of learning multiple tasks and learning multiple languages in the context of Natural Language Processing (NLP), which can be defined as the study of computational processing of human language. Although these two types of learning may seem different on the surface, we will see that they share many similarities.

Traditionally, NLP practitioners have looked at solving a single problem for a single task at a time. For instance, considerable time and effort might be put into engineering a system for part-of-speech (PoS) tagging for English. However, although the focus has been on considering a single task at a time, fact is that many NLP tasks are highly related. For instance, different lexical tag sets will likely exhibit high correlations with each other. As an example, consider the

following sentence annotated with Universal Dependencies (UD) PoS tags (Nivre et al., 2016a), and semantic tags (Bjerva et al., 2016b).^{1,2}

(1.1) *We must draw attention to the distribution of
 this form in those dialects .*
 PRON AUX VERB NOUN ADP DET NOUN ADP
 DET NOUN ADP DET NOUN PUNCT

(1.2) *We must draw attention to the distribution of
 this form in those dialects .*
 PRO NEC EXS CON REL DEF CON AND
 PRX CON REL DST CON NIL

While these tag sets are certainly different, the distinctions they make compared to one another in this example are few, as there are only two apparent systematic differences. Firstly, the semantic tags offer a difference between definite (DEF), proximal (PRX), and distal determiners (DST), whereas UD lumps these together as DET (highlighted in green). Secondly, the semantic tags also differentiate between relations (REL) and conjunctions (AND), which are both represented by the ADP PoS tag, highlighted in blue. Hence, although these tasks are undoubtedly different, there are considerable correlations between the two, as the rest of the tags exhibit a one-to-one mapping in this example. This raises the question of how this fact can be exploited, as it seems like a colossal waste to not take advantage of such inter-task correlations. In this thesis I approach this by exploring multitask learning (MTL, Caruana, 1993; 1997), which has been beneficial for many NLP tasks. In spite of such successes, however, it is not clear *when* or *why* MTL is beneficial.

¹PMB 01/3421. Original source: Tatoeba. UD tags obtained using UD-Pipe (Straka et al., 2016)

²The semantic tag set consists of 72 tags, and is developed for multilingual semantic parsing. The tag set is described further in Chapter 4.

Similarly to how different tag sets correlate with each other, languages also share many commonalities with one another. These resemblances can occur on various levels, with languages sharing, for instance, syntactic, morphological, or lexical features. Such similarities can have many different causes, such as common language ancestry, loan words, or being a result of universals and constraints in the properties of natural language itself (see, e.g., Chomsky, 2005, and Hauser et al., 2002). Consider, for instance, the following German translation of the previous English example, annotated with semantic tags.³

(1.3) *Wir müssen die Verbreitung dieser Form in diesen
 Dialekten beachten .*
 PRO NEC DEF CON PRX CON REL PRX
 CON EXS NIL

Comparing the English and German annotations, there is a high overlap between the semantic tags used, and a high lexical overlap. As in the case of related NLP tasks, this begs the question of how multilinguality can be exploited, as it seems like an equally colossal waste to not consider using, e.g., Norwegian PoS data when training a Swedish PoS tagger. There are several approaches to exploiting multilingual data, such as annotation projection and model transfer, as detailed in Chapter 3. The approach in this thesis is a type of model transfer, in which such inter-language relations are exploited by exploring multilingual word representations, which have also been beneficial for many NLP tasks. As with MTL, in spite of the fact that such approaches have been successful for many NLP tasks, it is not clear in which cases it is an advantage to *go multilingual*.

Given the large amount of data available for many languages in different annotations, it is tempting to investigate possibilities of com-

³PMB 01/3421. Original source: Tatoeba.

binning the paradigms of multitask learning and multilingual learning in order to take full advantage of this data. Hence, as the title of the thesis suggests, the final effort in this thesis is to arrive at *One Model to rule them all*.

This thesis approaches these two related aspects of NLP by experimenting with deep neural networks, which represent a family of learning architectures which are exceptionally well suited for the aforementioned purposes (described in Chapter 2). For one, it is fairly straightforward to implement the sharing of parameters between tasks, thus enabling multitask learning (discussed in Chapter 3). Additionally, providing such an architecture with multilingual input representations is also straightforward (discussed in Chapter 3). Experiments in this thesis are run on a large collection of tasks, both semantic and morphosyntactic in nature, and a total of 60 languages are considered, depending on the task at hand.

1.1 Chapter guide

The thesis is divided into five parts, totalling 9 chapters, aiming to provide answers to the following general research questions (**RQs**):

- RQ 1** To what extent can a semantic tagging task be informative for other NLP tasks?
- RQ 2** How can multitask learning effectivity in NLP be quantified?
- RQ 3** To what extent can multilingual word representations be used to enable zero-shot learning in semantic textual similarity?
- RQ 4** In which way can language similarities be quantified, and what correlations can we find between multilingual model performance and language similarities?
- RQ 5** Can a multitask and multilingual approach be combined to generalise across languages and tasks simultaneously?

Part I – Background

The goal of Part I is to provide the reader with sufficient background knowledge to understand the material in this thesis. Chapter 2 contains a crash-course in neural networks, introducing the main concepts and architectures used in NLP. Chapter 3 provides an introduction to multitask learning and multilingual learning, which are the two central topics of this work.

Part II – Multitask Learning

In Part II, the goal is to investigate multitask learning (MTL), in particular by looking at the effects of this paradigm in NLP sequence prediction tasks. In Chapter 4 we present a semantic tag set tailored for multilingual semantic parsing. We attempt to use this tag set as an auxiliary task for PoS tagging, observing what effects this yields, answering **RQ 1**. Chapter 5 then delves deeper into MTL, attempting to find when MTL is effective, and how this effectiveness can be predicted by using information-theoretic measures (**RQ 2**).

Part III – Multilingual Learning

Having looked at similarities between tasks, we turn to similarities between languages in Part III. In Chapter 6, we attempt to make a language-agnostic solution for semantic textual similarity, by exploiting multilingual word representations, thus answering **RQ 3**. Having seen the results of combining related languages in this task, we try to quantify these effects in Chapter 7, aiming to answer **RQ 4**.

Part IV – Combining Multitask and Multilingual Learning

In Part IV we want to combine the paradigms of multitask learning and multilingual learning in order to make *One Model to rule them all*. Chapter 8 presents a pilot study taking a step in this direction, looking

at predicting labels for an unseen task–language combination while exploiting other task–language combinations.

Part V – Conclusions

Finally, Chapter 9 contains an overview of the conclusions from this thesis. In addition to this, we provide an outlook for future work in this direction, in particular focussing on the combined multitask–multilingual paradigm.

1.2 Publications

This thesis is based on the following publications:

1. Bjerva, J., Plank, B., and Bos, J. (2016b). Semantic tagging with deep residual networks. In *Proceedings of COLING 2016, the 26th International Conference on Computational Linguistics: Technical Papers*, pages 3531–3541
2. Bjerva, J. (2017b). Will my auxiliary tagging task help? Estimating Auxiliary Tasks Effectivity in Multi-Task Learning. In *Proceedings of the 21st Nordic Conference on Computational Linguistics, NoDaLiDa, 22-24 May 2017, Gothenburg, Sweden*, number 131, pages 216–220. Linköping University Electronic Press, Linköpings universitet. Best short paper.
3. Bjerva, J. and Östling, R. (2017a). Cross-lingual Learning of Semantic Textual Similarity with Multilingual Word Representations. In *Proceedings of the 21st Nordic Conference on Computational Linguistics, NoDaLiDa, 22-24 May 2017, Gothenburg, Sweden*, number 131, pages 211–215. Linköping University Electronic Press, Linköpings universitet

4. Bjerva, J. and Östling, R. (2017b). Multilingual word representations for semantic textual similarity. In *Proceedings of SemEval 2017: International Workshop on Semantic Evaluation*
5. Bjerva, J. (2017a). Quantifying the Effects of Multilinguality in NLP Sequence Prediction Tasks. *Under review*

Some parts of the thesis may also refer to the following peer-reviewed publications completed in the course of the PhD:

6. Bjerva, J. (2014). Multi-class animacy classification with semantic features. In *Proceedings of the Student Research Workshop at the 14th Conference of the European Chapter of the Association for Computational Linguistics*, pages 65–75
7. Bjerva, J., Bos, J., Van der Goot, R., and Nissim, M. (2014). The meaning factory: Formal semantics for recognizing textual entailment and determining semantic similarity. In *Proceedings of the 8th International Workshop on Semantic Evaluation (SemEval 2014)*, pages 642–646, Dublin, Ireland
8. Bjerva, J. and Praet, R. (2015). Word embeddings pointing the way for late antiquity. In *9th SIGHUM Workshop on Language Technology for Cultural Heritage, Social Sciences and Humanities (LaTeCH 2015)*, pages 53–57
9. Bjerva, J. and Börstell, C. (2016). Morphological Complexity Influences Verb-Object Order in Swedish Sign Language. In *Proceedings of the Workshop on Computational Linguistics for Linguistic Complexity (CLALC)*, pages 137–141
10. Bjerva, J. (2016). Byte-based language identification with deep convolutional networks. In *Proceedings of the Third Workshop on NLP for Similar Languages, Varieties and Dialects (VarDial3)*, pages 119–125

11. Busger op Vollenbroek, M., Carlotto, T., Kreutz, T., Medvedeva, M., Pool, C., Bjerva, J., Haagsma, H., and Nissim, M. (2016). Gron-UP: Groningen user profiling. In *Proceedings of CLEF 2016*
12. Haagsma, H. and Bjerva, J. (2016). Detecting novel metaphor using selectional preference information. In *Proceedings of the Fourth Workshop on Metaphor in NLP*, pages 10–17
13. Bjerva, J., Bos, J., and Haagsma, H. (2016a). The Meaning Factory at SemEval-2016 Task 8: Producing AMRs with Boxer. In *Proceedings of the 10th International Workshop on Semantic Evaluation (SemEval-2016)*, pages 1179–1184
14. Bjerva, J. and Praet, R. (2016). Rethinking intertextuality through a word-space and social network approach – the case of Casiodorus. *Journal of Data Mining and Digital Humanities*, *accepted, in revision*.
15. Bos, J., Basile, V., Evang, K., Venhuizen, N. J., and Bjerva, J. (2017). *The Groningen Meaning Bank*, pages 463–496. Springer Netherlands, Dordrecht
16. Abzianidze, L., Bjerva, J., Evang, K., Haagsma, H., van Noord, R., Ludmann, P., Nguyen, D.-D., and Bos, J. (2017). The Parallel Meaning Bank: Towards a Multilingual Corpus of Translations Annotated with Compositional Meaning Representations. In *EACL*, pages 242–247
17. Östling, R. and Bjerva, J. (2017). SU-RUG at the CoNLL-SIGMORPHON 2017 shared task: Morphological Inflection with Attentional sequence-to-sequence models. In *Proceedings of the 2017 Meeting of SIGMORPHON*, Vancouver, Canada. Association for Computational Linguistics

18. Sjons, J., Hörberg, T., Östling, R., and Bjerva, J. (2017). Articulation rate in swedish child-directed speech increases as a function of the age of the child even when surprisal is controlled for. In *Proceedings of Interspeech 2017*, Stockholm, Sweden
19. Kulmizev, A., Blankers, B., Bjerva, J., Nissim, M., van Noord, G., Plank, B., and Wieling, M. (2017). The power of character n-grams in native language identification. In *Proceedings of Shared Task on NLI at BEA17*
20. Bjerva, J., Grigonytė, G., Östling, R., and Plank, B. (2017). Neural networks and spelling features for native language identification. In *Proceedings of Shared Task on NLI at BEA17*

PART I

Background



CHAPTER 2

An Introduction to Neural Networks

Abstract | Deep Neural Networks are at the forefront of many state-of-the-art approaches to Natural Language Processing (NLP). The field of NLP is currently awash with papers building on this method, to the extent that it has quite aptly been described as a tsunami (Manning, 2015). While a large part of the field is familiar with this family of learning architectures, it is the intention of this thesis to be available for a larger audience. Hence, although the rest of this thesis assumes familiarity with neural networks, this chapter is meant to be a foundational introduction for those with limited experience in this area. The reader is assumed to have some familiarity with machine learning and NLP, but not much beyond that.

We begin by exploring the basics of neural networks, and look at the three most commonly used general architectures for neural networks in NLP: Feed-forward Neural Networks, Recurrent Neural Networks, and Convolutional Neural Networks. Some common NLP scenarios are then outlined together with suggestions for suitable architectures.

2.1 Introduction

The term *deep learning* is used to refer to a family of learning models, which represent some of the most powerful learning models available today. The power of this type of model lies in part in its intrinsic hierarchical processing of input features, which allows for learning representations at multiple levels of abstraction (LeCun et al., 2015). This type of model is commonly referred to by several umbrella terms, such as *deep learning*, and *(deep) neural networks*.¹ In this chapter, I aim to introduce the basic concepts of NNs, at a level sufficient to understand the work in this thesis. The following sections are meant to cover the most basic workings in an intuitive, and theoretically supported, manner. In addition to this background, I give an overview of the scenarios in which different recurrent NN architectures might be suitable in NLP (Section 2.4.2).

History

Neural networks have a long history, and have been popular in three main waves.² In the first wave, roughly between the 40s – 60s, they appeared under the moniker of *cybernetics* (e.g., Wiener, 1948), inspired by the Hebbian learning rule (Hebb, 1949). In this wave, the *perceptron* was first outlined (Rosenblatt, 1957), which is still relatively popular today (see Section 2.3). Next, in the 80s and 90s, *connectionism* was on the rise. In this wave, the algorithm for backwards propagation of errors (Rumelhart et al., 1985) was described, which is at the core of how neural networks are trained (see Section 2.3.3).

¹While some make a distinction between *deep* and non-deep neural networks (NNs) depending on the amount of layers used, there is no real consensus on where the line between these models should be. For the sake of consistency, I attempt to refer to this family of models as NNs, or some specification thereof, as consistently as possible.

²Only a very brief overview of the history is given here. For more details, the reader is referred to, e.g., Wang et al., 2017, or Goodfellow et al., 2016.

After an AI winter lasting roughly from 97 to 06, we finally arrive at the current wave (or tsunami), in which the term *deep learning* is favoured. This wave was initiated by works on deep belief networks (Hinton et al., 2006), and has been the subject of much attention after successes in, e.g., reducing error rates in some tasks by more than 50% (LeCun et al., 2015). The recent advances made in the current wave further include breakthroughs in both recognition (He et al., 2016) and generation (Goodfellow et al., 2014) of images, in NLP tasks such as machine translation (Bahdanau et al., 2015; Wu et al., 2016) and parsing (Chen and Manning, 2014), as well as in the strategic board game Go (Silver et al., 2016), and the first-person shooter Doom (Lample and Chaplot, 2017).

2.2 Representation of NNs, terminology, and notation

Before embarking upon this journey and exploring the wondrous world of NNs, it is necessary to equip ourselves with some common ground in terms of terminology, notation, and how NNs are generally represented in this thesis. Figure 2.1 contains a NN, which we will go through in detail.

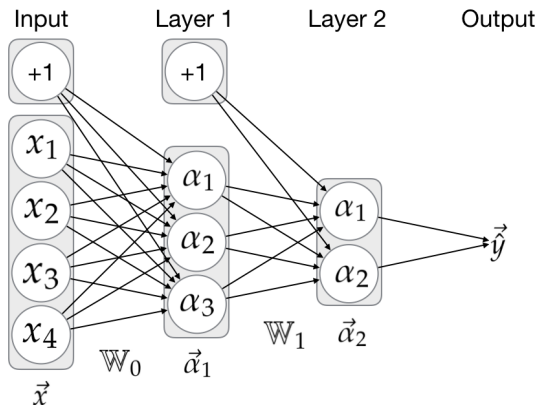


Figure 2.1: A basic Neural Network.

First, note that the network is divided into three vertical slices. Each such slice represents a *layer*, marked by a light grey field. Each layer contains one or more white circles, each representing a *unit*, or *neuron*.³ In this network, each unit has a connection to every unit in the following layer. These connections are represented by arrows, which denote some weighting of the output of the unit at the start of the arrow, for the input of the unit at the end of the arrow. Each layer can be described mathematically as a vector of *activations*. In the case of the first layer (the input layer), these activations are equal to the input (i.e. $\vec{\alpha}_0 = \vec{x}$). The final layer encodes the output of the network, which is denoted by \hat{y} . Each layer up until the final layer also contains a special unit, marked by +1, which is called the *bias* unit.⁴ The collection of all arrows between two layers, can be described mathematically as a matrix of weights (e.g., \mathbb{W}_0).⁵ The application of the weight matrix to the input of the network can be described in linear algebraic notation as

$$\vec{z}_1 = \mathbb{W}_0 \vec{x} = \mathbb{W}_0 \vec{\alpha}_0, \quad (2.1)$$

where \vec{z}_1 is the vector (i.e. a series of numbers) resulting from this linear transformation. The \vec{z} -vectors can be referred to as pre-activation vectors. Each hidden layer thus first encodes the sum of the multiplications of each of the activations in the previous layer by some weight. For instance, if we set \mathbb{W}_0 to be matrix of ones, then the pre-activation value of the first unit in the first hidden layer $z_0^1 = \sum_{i=0}^4 \vec{x}_i$. The final piece of the puzzle is to calculate the output of each unit in the layer, by applying an activation function to the pre-activation

³In this thesis, the term *unit* is preferred. While this is conventional in much of NLP, it is also debatable whether borrowing terminology for neural networks from neuroscience is motivated at all (this is discussed further in Section 2.7).

⁴Although this can be discussed at length, suffice it to say that including bias units facilitates learning.

⁵We will cover ways in which to learn these weights later in this chapter (Section 2.3.3).

vector,

$$\vec{\alpha}_1 = \sigma(\vec{z}_1), \quad (2.2)$$

where σ is some non-linear activation function.⁶ Essentially, this is all that a basic FFNN is – a series of matrix-vector multiplications, with non-linearities applied to it. Now, how can this be used to solve problems, and how does the network learn to do this? The answers to these questions will be made clear in the course of the following few pages.

Notation

Before we continue, a brief note on the notation used in this thesis. Scalars are represented with lower case letters (x, y), vectors are represented with lower case letters with arrows (\vec{x}, \vec{y}), and matrices are represented with blackboard upper case letters (\mathbb{X}, \mathbb{Y}). Subscripts are used to denote the layer number, and where necessary, a superscript is used to denote indexation, to indicate the unit number in the case of deep networks. For instance, α_i^j indicates the activation of unit j in layer i , and \mathbb{W}_i indicates the weight matrix for layer i . Activation functions (Section 2.3.2) are denoted with σ , occasionally subscripted with the actual function used (σ_{ReLU}).

2.3 Feed-forward Neural Networks

A Feed-forward Neural Network (FFNN), also known as a multilayer perceptron, is perhaps the most basic variant of neural networks, and is the kind depicted in the previous figure. As mentioned, a neural network can be seen as a collection of non-linear functions applied to a collection of matrices and vectors, thus mapping from one

⁶Traditionally the activation function (σ) used is some *sigmoidal* function, such as the logistic function. However, many functions are suitable, given that they satisfy certain properties (see Section 2.3.2).

domain (e.g., words) to another (e.g., PoS tags). Let us consider a concrete example, in which \mathbb{X} contains information about the current weather, and $\mathbb{Y} = \{0, 1\}$ denotes human-annotated labels denoting whether or not the weather is considered good. In this case, \mathbb{X} contains several variables, each representing a certain type of weather (e.g. $x_1 = \text{calm weather}$, and $x_2 = \text{sunny weather}$).⁷ Table 2.1 represents the weather judgements of this example, where $y = 1$ indicates good weather, and $y = 0$ indicates not-so-good weather.

Table 2.1: Weather appraisal (mimicking the logical AND function).

Calm (x_1)	Sunny (x_2)	Label (y)
0	0	0
0	1	0
1	0	0
1	1	1

The table shows the judgements of someone who considers weather to be good (i.e. $y = 1$) only when it is both calm *and* sunny (i.e. the logical AND function). Let us now consider our second neural network, which can solve the problem of determining whether the weather is good, based on this person's judgements, in Figure 2.2.

Table 2.2: Weather appraisal by the neural network in Figure 2.2.

Calm (x_1)	Sunny (x_2)	z_1	$\sigma(z_1) = \sigma(\alpha_1) = \hat{y}$	Label (y)
0	0	-15	≈ 0	0
0	1	-5	≈ 0	0
1	0	-5	≈ 0	0
1	1	5	≈ 1	1

Applying the calculations detailed in the previous section to this net-

⁷Note that we begin numbering of features with 1, as the index 0 is reserved for the bias terms.

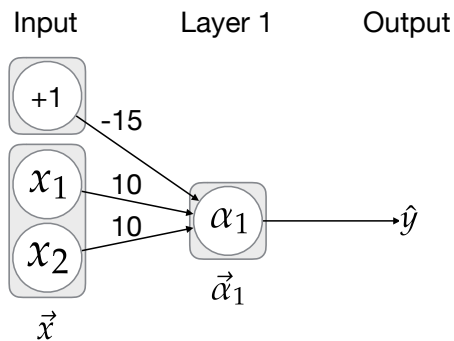


Figure 2.2: A Neural network coding the AND logical function.

work yields the results shown in Table 2.2. If only one of x_1, x_2 is active, the activation α_1 is approximately 0, while the activation is 1 if both x_1 and x_2 are active. We get these values, by applying the perhaps most commonly used activation function to z . This is the logistic function, defined as

$$f(z) = \frac{1}{1 + e^{-z}}, \quad (2.3)$$

where e is Euler's number. Plotting this function, yields the graph in Figure 2.3. Hence, the value of $f(x)$ approaches 0 when $x < 0$, and approaches 1 when $x > 0$.

The simple neural network considered here, is what is also referred to as a *perceptron*, although, technically, a perceptron uses the *step* function as its activation function – in other words, if $x < \lambda$ where λ is some threshold, then $f(x) = 0$, and if $x > \lambda$, then $f(x) = 1$ (Rosenblatt, 1957). This is a very simple and useful architecture, but there are many problems which can not be easily solved by a perceptron, such as those in which the decision boundary to be learned is non-linear. Take, for instance, the problem given in Table 2.3.

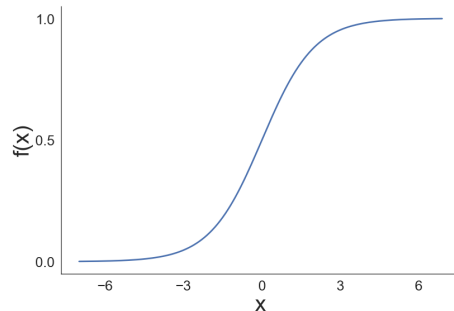


Figure 2.3: Plot of the logistic function.

Table 2.3: Weather appraisal (mimicking the logical XOR function).

Snowy (x_1)	Sunny (x_2)	Label (y)
0	0	0
1	0	1
0	1	1
1	1	0

This table shows the labels provided by some annotator who considers weather to be good (i.e. $y = 1$) if it is *either* snowy *or* sunny – but not both (i.e. the logical XOR function). As mentioned, a single unit (i.e. a perceptron) is not able to learn this decision boundary (Minsky and Papert, 1988).⁸ Let us now have a look at a neural network which encodes this function. This is depicted in Figure 2.4. For the sake of clarity, all weights between x_1, x_2 and a_1, a_2 are set to 5, but only one of these weights is shown.

Applying the calculations detailed in the previous section to this

⁸This is frequently cited as a potential catalyst for the *the AI winter*, in which funding and interest in artificial intelligence was at a low. Nonetheless, it was known at the time that the XOR problem could be solved by a neural network with more hidden units (Rumelhart et al., 1985).

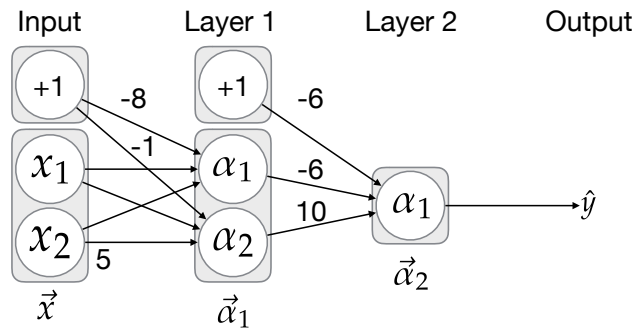


Figure 2.4: A Neural network coding the XOR logical function.

network yields the results shown in Table 2.4. If both or none of x_1, x_2 are active, then the network will output 0, whereas if one and only one of x_1, x_2 are active, the network will output 1. Exactly what we want!

Table 2.4: Weather appraisal by the neural network in Figure 2.4.

Calm (x_1)	Sunny (x_2)	z_1^1	z_1^1	z_2^1	$\sigma(z_2^1) = \alpha_1^2 = \hat{y}$	y	
0	0	0	-8	-1	-6	≈ 0	0
1	0	0	-3	4	4	≈ 1	1
0	1	1	-3	4	4	≈ 1	1
1	1	1	3	9	-2	≈ 0	0

The last two examples have shown how neural networks can encode certain simple functions. It turns out that neural networks can do much more than this, and are in fact *universal function approximators* (Cybenko, 1989; Hornik et al., 1989). What this means, is that no matter the function, there is guaranteed to be a neural network with a single layer and a finite number of hidden units, such that for each potential input x , (a close approximation of) the value $f(x)$ is output

from the network.

The class of networks discussed here is useful for many tasks in NLP, and can be used as a simple replacement for other classifiers. Furthermore, they can be expanded by adding more units to each layer, or by adding more layers. This allows such networks to learn to solve interesting NLP problems, like language modelling (Bengio et al., 2003; Vaswani et al., 2013), and sentiment classification (Iyyer et al., 2015).

Before going into other NN architectures, we will first consider some of the inner workings of NNs. This includes how we represent our input, how weights are obtained, and finally some limitations which motivate the use of more complex architectures than FFNNs.

2.3.1 Feature representations

In many NLP problems, we are interested in mapping from some textual language representation (x) to some label (y). This textual representation can take many forms, both depending on the problem at hand, and on the choices made when approaching the problem. As an example, say we are interested in doing sentiment analysis, i.e., given a text (x), predict whether the text is positive or negative in sentiment (y). The perhaps simplest way of representing the text is to count the occurrences of each word in the text. The intuition behind this is that if a text contains many negative words (*horrible, bad, appalling*), it is more likely to be negative in sentiment than if it contains many positive words (*wonderful, good, exquisite*). Since these *features* (i.e. counts of each word) need to be passed to an FFNN, they need to be represented as a single fixed-length vector \vec{x} . What one might then do, is to assign an index to each unique word, and assign the count of each word to that index in the vector. This can be referred to as a *bag-of-words* model.

Although this type of feature representation is sufficient for some problems, and is traditionally used extensively, more recent develop-

ments include using other types of representations based on distributional semantics. This is covered in more detail in the next chapter, in Section 3.2.5.

2.3.2 Activation Functions

As stated in Section 2.3, each hidden unit applies an activation function to the sum of its weighted inputs. While many functions might be used, an activation function should have certain properties. One such property is that the function needs to be non-linear. It is for this kind of function that it has been proven that a two-layer neural network is a universal function approximator (Cybenko, 1989). Additionally, the function should be monotonic, as the error surface associated with a single-layer model will then be convex (Wu, 2009).⁹ There are several other important properties, which are not covered here. Some of the more commonly used activation functions are listed in Table 2.5.

Table 2.5: Commonly used activation functions in neural networks.

Name	Function
Logistic (aka. sigmoid)	$f(x) = \frac{1}{1+e^{-x}}$
Hyperbolic Tangent (tanh)	$f(x) = \frac{2}{1+e^{-2x}} - 1$
Rectified Linear Unit (ReLU)	$f(x) = \begin{cases} 0 & \text{for } x < 0 \\ x & \text{for } x \geq 0 \end{cases}$
Leaky ReLU	$f(x) = \begin{cases} 0.01x & \text{for } x < 0 \\ x & \text{for } x \geq 0 \end{cases}$
Softmax	$f(\vec{x})_i = \frac{e^{x_i}}{\sum_{k=1}^K e^{x_k}}$ for $i = 1, \dots, K$

⁹A monotonic function is either non-increasing or non-decreasing in its entirety.

The traditionally popular logistic function was already described in Figure 2.3. We will now consider some other commonly used activation functions. Activation functions turn out to be one of the areas in which biological inspiration has been directly applicable to the development of neural networks. The Rectified Linear Unit (ReLU) is in fact remarkably similar to what happens in a biological neuron (Hahnloser et al., 2000; Hahnloser and Seung, 2001). That is to say, when the input is below a certain threshold, the neuron does not fire, and when the input is above this threshold, the neuron fires with a current proportional to its input. ReLUs have been found to make it substantially easier to train deep networks (Nair and Hinton, 2010), and are currently very widely used. One disadvantage of ReLUs is that they can wind up in a state in which they are inactive for almost all inputs, meaning that no gradients flow backward through the unit. This, in turn, means that the unit is perpetually stuck in an inactive state, which at a large scale can decrease the network's overall capacity. This is mitigated by using leaky ReLUs, for which even input < 0 leads to some activity, allowing for error propagation given any input value.

The softmax function is generally only used at the final layer in classification problems, as it yields a probability distribution based on its input.

2.3.3 Learning

Learning in an FFNN happens in two phases. First, in the forward propagation pass, the network sends a given input through the network, and produces some output. Then, the *error* of this output is calculated, as compared to some target label, and this error is sent back through the network, updating the weights of the network so as to make a more accurate prediction given the input in the next

forward pass.¹⁰

We have already seen the largest part of the forward pass, as in the examples with the AND and XOR functions in Section 2.3. The only remaining part of the forward pass, is how the error of the network is calculated – for this, a loss function is necessary.

Loss functions

The loss functions used in NNs, generally fall into two classes – those used for classification problems (i.e. when attempting to predict some discrete class label, out of a finite set of labels), and those used for regression problems (i.e. when attempting to predict some continuous score). Classification is one of the most common cases in NLP (e.g. in POS tagging, NER, language identification, and so on). In such cases, the activation function of the final layer is the softmax function, which allows for interpreting the layer’s activations as a probability distribution over the labels under consideration. Most often, the cross-entropy between this predicted probability distribution and the target probability distribution is used to calculate the error, or loss L , such that

$$L_{cross-entropy}(\vec{\hat{y}}, \vec{y}) = - \sum_i \vec{y}_i \log \vec{\hat{y}}_i, \quad (2.4)$$

where L denotes the loss function, \vec{y} is the target probability distribution over labels, $\vec{\hat{y}}$ is the model’s predicted model distribution given an input x . A high error thus indicates that the predicted probability distribution is not consistent with the target probability distribution, and therefore changes should be made accordingly in the backward propagation pass.

¹⁰This is referred to as *backward propagation of errors*, and is covered later in this section.

Another loss function, common in regression, is the squared error function, defined as

$$L_{\text{squared}} = (\hat{y} - y)^2, \quad (2.5)$$

where \hat{y} is the predicted label, and y is the true label. This function is commonly used in regression, and is especially handy for explaining backpropagation, as in the next section.

Backpropagation

Backward propagation of errors, or *backprop* (Rumelhart et al., 1985; LeCun et al., 1998b), is an algorithm for calculating the gradient of the loss function, for each weight. The gradient can, in turn, be used to update the weights by using an optimisation algorithm, such as gradient descent (discussed further in Section 2.3.3). Intuitively seen, gradient-based methods operate by viewing the errors as a geometric area, and use the slope of the area in which they are (i.e., the gradient) in order to shift weights towards obtaining an error in a minimum of this area, as in Figure 2.5.

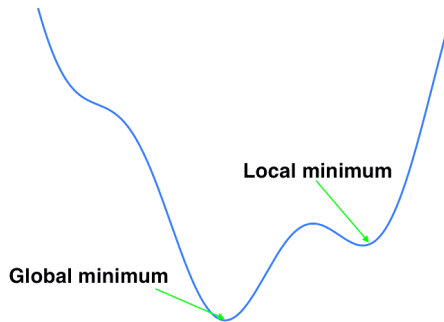


Figure 2.5: Non-convex error surface.

Backprop relies on the fact that the partial derivative of the error of a certain weight \mathbb{W}_i^j , with respect to the loss function, can be eas-

ily calculated if we know the partial derivative of the outputs in the layer following that weight. It turns out that this is, indeed, the case, as the derivative of the output layer is quite easily obtained. The output error of a given unit, δ_i , is calculated as

$$\delta_i = \begin{cases} \alpha_i(1 - \alpha_i)(\alpha_i - y_i) & \text{for output units } i, \\ \alpha_i(1 - \alpha_i)(\alpha_i \sum_{\ell \in L} \delta_\ell \mathbb{W}_{i\ell}) & \text{for other units } i, \end{cases} \quad (2.6)$$

where α_i is the activation of the current unit, y_i is the target output, L is the collection of all units receiving input from the current unit, and $\mathbb{W}_{i\ell}$ is the weight from the current unit to unit ℓ . Let us consider a concrete example, and go through the forward pass, calculation of the error, and the backward pass. The network in Figure 2.6 shows a neural network with its weights.

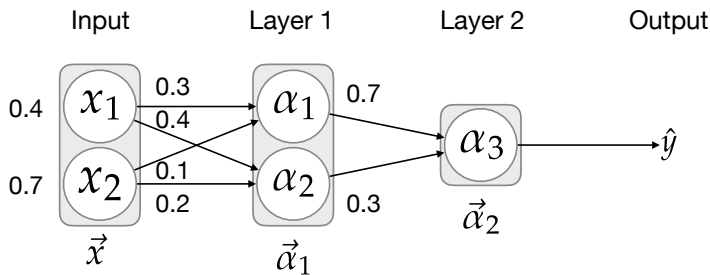


Figure 2.6: A neural network with weights for our backpropagation example.

Assuming that the activation function used is the logistic function, the following calculations hold:

$$\begin{aligned} \alpha_1 &= \sigma(x_1 \times 0.3 + x_2 \times 0.1) = \sigma(0.4 \times 0.3 + 0.7 \times 0.1) = 0.547, \\ \alpha_2 &= \sigma(x_1 \times 0.4 + x_2 \times 0.2) = \sigma(0.4 \times 0.4 + 0.7 \times 0.2) = 0.574, \\ \alpha_3 &= \sigma(\alpha_1 \times 0.7 + \alpha_2 \times 0.3) = \sigma(0.19 \times 0.7 + 0.3 \times 0.3) = 0.635. \end{aligned} \quad (2.7)$$

Assuming that the target output is $y = 0.4$, we can now calculate the error. Applying equation 2.6, we can obtain the error of the output, namely

$$\begin{aligned}\delta_3 &= \alpha_3(1 - \alpha_3)(\alpha_3 - y), \\ &= 0.635(1 - 0.635)(0.635 - 0.4), \\ &= 0.054.\end{aligned}\tag{2.8}$$

The errors of the two hidden units can also be calculated, yielding

$$\begin{aligned}\delta_2 &= \alpha_2(1 - \alpha_2)(\alpha_2\delta_3\mathbb{W}_{2\ell}), \\ &= 0.547(1 - 0.547)(0.547 \times 0.027 \times 0.3), \\ &= 0.001,\end{aligned}\tag{2.9}$$

and

$$\begin{aligned}\delta_1 &= \alpha_1(1 - \alpha_1)(\alpha_1\delta_3\mathbb{W}_{1\ell}), \\ &= 0.547(1 - 0.547)(0.547 * 0.027 * 0.7), \\ &= 0.002.\end{aligned}\tag{2.10}$$

We now need to update the weights used, via gradient descent. This can be done by shifting the weights with some constant with respect to the error obtained,

$$\Delta\mathbb{W}_{ij} = -\gamma\alpha_i\delta_j,\tag{2.11}$$

where $\Delta\mathbb{W}_{ij}$ is the amount with which to change \mathbb{W}_{ij} (i.e., the weight between the firing and receiving unit), γ is some learning rate, α_i is the activation of the firing unit, and δ_j is the error of the receiving unit. Hence, if we set $\gamma = 1$, the changes of the weights are calculated as

$$\begin{aligned}\Delta\mathbb{W}_{x_1,\alpha_1} &= -\gamma x_1 \delta_1 = -1 \times 0.4 \times 0.002 = -0.0008, \\ \Delta\mathbb{W}_{x_1,\alpha_2} &= -\gamma x_1 \delta_2 = -1 \times 0.4 \times 0.001 = -0.0004, \\ \Delta\mathbb{W}_{x_2,\alpha_1} &= -\gamma x_2 \delta_1 = -1 \times 0.7 \times 0.002 = -0.0014, \\ \Delta\mathbb{W}_{x_2,\alpha_2} &= -\gamma x_2 \delta_2 = -1 \times 0.7 \times 0.001 = -0.0007, \\ \Delta\mathbb{W}_{\alpha_1,\alpha_3} &= -\gamma \alpha_1 \delta_3 = -1 \times 0.547 \times 0.054 = -0.030, \\ \Delta\mathbb{W}_{\alpha_2,\alpha_3} &= -\gamma \alpha_2 \delta_3 = -1 \times 0.574 \times 0.054 = -0.031.\end{aligned}\tag{2.12}$$

Using the new weights yields the following activations in the next forward pass, given the same input:

$$\begin{aligned}\alpha_1 &= \sigma(0.4 \times (0.3 + \Delta\mathbb{W}_{x_1, \alpha_1}) + 0.7 \times (0.1 + \Delta\mathbb{W}_{x_2, \alpha_1})) = 0.547, \\ \alpha_2 &= \sigma(0.4 \times (0.4 + \Delta\mathbb{W}_{x_2, \alpha_1}) + 0.7 \times (0.2 + \Delta\mathbb{W}_{x_2, \alpha_2})) = 0.574, \\ \alpha_3 &= \sigma(0.547 \times (0.7 + \Delta\mathbb{W}_{\alpha_1, \alpha_3}) + 0.574 \times (0.3 + \Delta\mathbb{W}_{\alpha_2, \alpha_3})) = 0.627,\end{aligned}\tag{2.13}$$

and the output error

$$\begin{aligned}\delta_3 &= \alpha_3(1 - \alpha_3)(\alpha_3 - y), \\ &= 0.318(1 - 0.318)(0.318 - 0.4), \\ &= 0.053,\end{aligned}\tag{2.14}$$

which is smaller than the previous error where $\delta_3 = 0.054$. This process is repeated with other training examples, until some criterion is reached, such as a sufficiently low average loss.

Optimisation Methods

Backpropagation, as described in the previous section, can provide us with the derivatives of the error surface. This can be used in a variety of ways to update the weights. What we just saw, in Equation 2.11, is known as gradient descent. One of the most commonly used optimisation methods is Stochastic Gradient Descent (SGD). In SGD, a minibatch of n samples is drawn from the training set, the gradient is calculated based on this batch, and the weights are then updated accordingly (Bottou, 1998). Other algorithms, such as AdaGrad (Duchi et al., 2011) and RMSProp (Hinton, 2012), learn and adapt the learning rate (γ) for each weight. Modifying the learning rate in this manner can both increase the rate at which the error decreases, and lead to lower overall errors. A recent and increasingly popular optimisation method is Adam, which is similar to RMSProp and yields better results on a many problems (Kingma and Ba, 2014). The choice

of optimisation method is not all that straightforward, and no real consensus exists for how this should be done (Schaul et al., 2014). Hence, commonly, trial-and-error is applied in order to make this choice, by experimentally investigating performance on a development set.

Finding the global minimum

The goal of an optimisation algorithm is to find the global minimum, as shown in Figure 2.5. What so-called *gradient-based* optimisation algorithms do, is to calculate the derivative with respect to this error surface, and shift the weights so as to move towards the closest of all local minima. Such local minima can, however, be the source of a host of problems, if the loss is high compared to the global minimum. This is a frequently occurring issue, and it is possible to construct small neural networks in which this scenario appears (Sontag and Sussmann, 1989; Brady et al., 1989; Gori and Tesi, 1992). It turns out, however, that practically speaking, when considering larger neural networks, it is not particularly important to find the global minimum. This has to do with the fact that, in the case of supervised learning with deep neural networks, most local minima appear to have a low loss function value, roughly equivalent to that of the true global minimum (Saxe et al., 2013; Dauphin et al., 2014; Goodfellow et al., 2015; Choromanska et al., 2015).

Parameter Initialisation

There are several methods for initialising the weights in a neural network. Naively, one might think to set the all weight matrices $\mathbb{W} = 1$, however due to how backpropagation works, this will result in all hidden units representing the same function, and receiving the exact same weight updates. Therefore, some random process is required. Common methods include those introduced by Glorot and

Bengio (2010), and Saxe et al. (2013). When employing the ReLU activation function, He et al. (2015b) show that weights should be initialised based on a Gaussian distribution with standard deviation $\sqrt{\frac{2}{d_{in}}}$, where d_{in} is the input dimensionality. In the case of recurrent neural networks, which are covered in Section 2.4, particular care needs to be taken, and weight initialisation is often done using orthogonal matrices (cf. Goodfellow et al.[p.404], 2016).

Regularisation in Neural Networks

One of the most common problems when training an ML system in general, is that of overfitting – and neural networks are no exception. Overfitting occurs when the network does not generalise to data outside of the training set, while having a low loss on the training set itself. Generalisation is one of the most important parts of learning, as learning without generalisation is simply the memorisation of a training set. A model which has only memorised the training set is of little practical value, as it will most likely fail miserably on unseen examples. In order to avoid overfitting, regularisation techniques are typically employed. The probably most common regularisation technique used today, is dropout (Srivastava et al., 2014). In dropout, every activation has a probability p of not being included in the forward and backward passes, during training. This procedure leads to significantly lower generalisation error, as the network needs to be more robust, and less reliant on specific units. In the case of recurrent neural networks, which are covered next, specific variants of dropout exist. such as recurrent dropout (Semeniuta et al., 2016), or variational dropout (Gal and Ghahramani, 2016) in which the same dropout mask is used for each time step. Another commonly used manner of regularisation is *weight decay*, in which the magnitudes of weights are decreased according to some criterion (Krogh and Hertz, 1992).

2.4 Recurrent Neural Networks

Although FFNNs are suitable for many problems, they do not take the structure of the input into account. Although it is possible to attempt to enforce this in such a network, this has several disadvantages, such as the fact that the amount of parameters which need to be tuned can become prohibitively large. Luckily, there are architectures for dealing with structure, as this is not entirely unimportant when considering natural language. Two such approaches are covered in the following sections.

Recurrent Neural Networks (RNNs) are an extension of feed-forward neural networks, which are designed for sequential data (Elman, 1990). They can be thought of as a sequence of copies of the same FFNN, each with a connection to the following time step in the sequence, sharing parameters between time steps. RNNs take a sequence of *arbitrary length* as input (x_1, x_2, \dots, x_t) , and return another sequence $(\hat{y}_1, \hat{y}_2, \dots, \hat{y}_t)$. Each x_t in the input sequence is a vector representation of element n_t in the sequence. Each \hat{y}_t in the output sequence can take advantage of information in the sequence up to step t in the input sequence. This is illustrated in Figure 2.7. Each layer is shown as containing only one unit, which is here meant as an abstraction depicting the entire internal representation of the RNN. The left side of the figure depicts an FFNN with a loop, whereas the right side shows the *unrolled* version of the network. The output of the hidden layer is passed as an input to the hidden layer in the next time step.

An RNN is essentially a group of FFNNs with connections to one another. This connection is a sort of loop, going from the hidden layer of the network at time x_t to the hidden layer at x_{t+1} . In other words, $\vec{\hat{y}}_t$ is calculated as

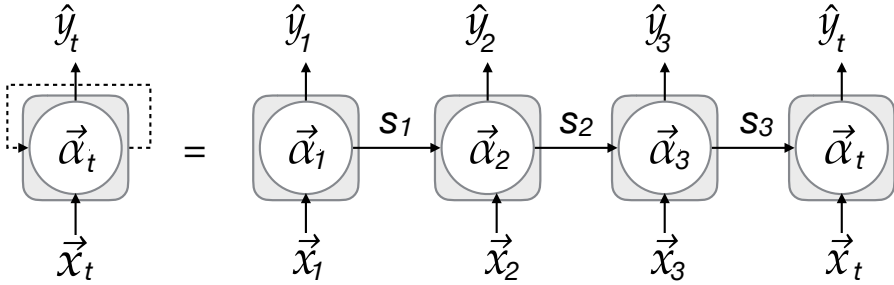


Figure 2.7: A simple RNN with a connection from the hidden state of the previous time step to the current time step. Left side shows the FFNN with the loop, whereas the right side shows the unrolled network.

$$\begin{aligned}
 \vec{z}_t &= \mathbb{W}_s \vec{x}_t + \mathbb{U} \vec{s}_{t-1}, \\
 \vec{s}_t &= \sigma_s(\vec{z}_t), \\
 \vec{y}_t &= \sigma_y(\mathbb{W}_y \vec{s}_t),
 \end{aligned} \tag{2.15}$$

where \mathbb{W}_s is the matrix of weights for the current time step's input (\vec{x}_t), \mathbb{U} is a weight matrix for the connections from the previous time step, \vec{s}_t is a state vector representing the history of the sequence, t is the index of the current time step, \mathbb{W}_y is the matrix of weights for the output, and the rest is defined as for FFNNs. This is what is also referred to as an Elman net, or a Simple RNN (Elman, 1990). The advantage of having access to \vec{s}_t is that the network can take advantage of preceding information when outputting \vec{y}_t . For instance, in the case of POS tagging, if the current input is *fly*, and the state vector shows that the previous word was *to*, we most likely want to output the tag *verb*. Hence, in this way, the prediction at each time step is conditioned on the inputs in the entire preceding sequence. There are also variants of this, in which the net's outputs are used to cal-

culate the state vector, as in the case of Jordan nets (Jordan, 1997), which is defined such that

$$\vec{z}_t = \mathbb{W}_s \vec{x}_t + \mathbb{U} \vec{y}_{t-1}. \quad (2.16)$$

Although RNNs, in theory, can learn long dependencies (i.e. that an output at a certain time step is dependant on the state at a time step far back in the history), and can handle input sequences of arbitrary length, they are in practice heavily biased to the most recent items in the given sequence, and thus difficult to train on long sequences with long dependencies (Bengio et al., 1994). For instance, in the case of language modelling, given a sentence such as *My mother is from Finland, so I speak fluent . . .*, it is quite likely that the omitted word should be *Finnish*. However, as the distance between such dependencies grows, it becomes increasingly difficult for an RNN to make use of such contextual information. In general, this is because deep neural networks suffer from having *unstable* gradients, as the gradients calculated by backprop (Section 2.3.3) are dependant on the output of the network, which can be quite far away from the first layers in the network. One problem with this is that this can lead to *vanishing* gradients (i.e. the gradient becomes very small). This happens since the gradient in early layers of the network are the result of a large number of multiplication operators on numbers < 1 . One might consider the fact that, since these multiplications involve the weights in the network, we might just set the weights to be really large. Although this might seem like a good idea, this will likely lead to the converse of the issue one is trying to avoid, namely that of *exploding* gradients. Since most common optimisation methods are gradient-based, this is problematic (see Section 2.3.3 for optimisation details).

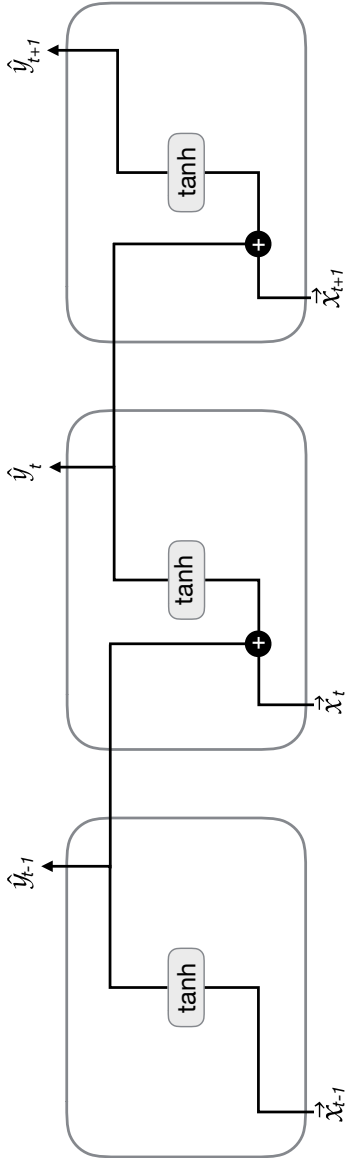


Figure 2.8: Internal view of an RNN in three time steps.

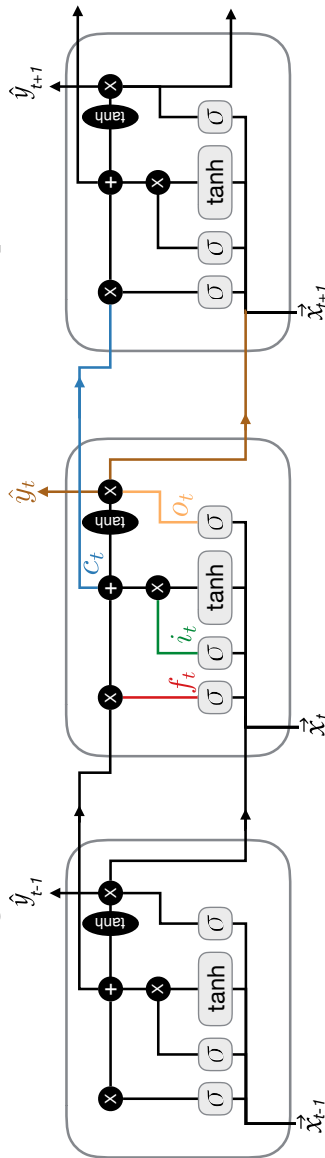


Figure 2.9: Internal view of an LSTM in three time steps.

2.4.1 Long Short-Term Memory

Previous work has attempted to solve this problem by adapting the optimisation method used (Bengio et al., 2013; Pascanu et al., 2013; Sutskever et al., 2014), however the more successful approach has been to modify the neural network architecture itself. Because of such efforts, there are several types of RNNs specifically designed to cope with this issue, essentially by enforcing a type of protection of the memory of the history of the input sequence, storing and maintaining important features, while neglecting and forgetting unimportant features. One such method, namely Long Short-Term Memory (LSTM), was described in Hochreiter and Schmidhuber (1997), and saw an explosion in popularity around 2014, following several influential papers (e.g. Sundermeyer et al. (2012); Sutskever et al. (2014); Dyer et al. (2015)). An LSTM is an extension of RNNs, with *memory cells*, engineered to cope with the issue of unstable gradients, and have been shown to be able to capture long-range dependencies (Hochreiter and Schmidhuber, 1997; Cho, 2015). For an overview of the many variations of LSTMs which appear in the literature, see Greff et al. (2016).

Whereas an RNN only has a single internal layer (Figure 2.8), typically with a *tanh* (hyperbolic tangent) activation, an LSTM is somewhat more complicated (Figure 2.9). An LSTM contains gates, denoted in the figure by the σ layers, which are used to modify the extent to which old information is remembered or forgotten. Part of the explanation for LSTMs involves the observation that they, on the surface, can be seen as a combination of Elman nets and Jordan nets, in that both the cell state and the hypothesis are passed between

states. In detail, an LSTM is implemented as follows

$$\begin{aligned}
 f_t &= \sigma(\mathbb{W}_f x_t + \mathbb{U}_f \hat{y}_{t-1} + b_f), \\
 i_t &= \sigma(\mathbb{W}_i x_t + \mathbb{U}_i \hat{y}_{t-1} + b_i), \\
 o_t &= \sigma(\mathbb{W}_o x_t + \mathbb{U}_o \hat{y}_{t-1} + b_o), \\
 c_t &= f_t \circ c_{t-1} + i_t \circ \sigma_c(\mathbb{W}_c x_t + \mathbb{U}_c \hat{y}_{t-1} + b_c), \\
 \hat{y}_t &= o_t \circ \sigma(c_t),
 \end{aligned} \tag{2.17}$$

where f_t represents the output of the *forget gate*, i_t represents the output of the *input gate*, o_t represents the output of the *output gate*, c_t represents the *cell state*, \hat{y}_t represents the output vector, \mathbb{W} and \mathbb{U} represent the weight matrices, x_t represents the current input, and b represents bias units. Each of these parts are covered in detail in the following sections.

Cell state

The cell state, c_t , is the line coded in blue in Figure 2.9. It is similar to the state vector, \vec{s} , in a simple RNN, but its content is maintained and protected by three gates. The forget gate's output f_t determines to which extent each feature in the cell state should be kept. This is done by observing the current input x_t , and the previous time step's output \hat{y}_{t-1} .

For instance, say we have a POS tagger which at time t observes a word which could be either a noun or a verb (e.g. *fly*). If the previous word was *to*, this would be useful to keep in mind in order to better predict the next tag. Following this time step, however, we might want to forget about this word, when predicting the next tag.

Adding information to the cell state happens in two steps. We first decide on which values in the cell state to update again observing x_t and \hat{y}_{t-1} , again deciding for each dimension the extent to which we will add information. This is denoted by the input gate i_t . The vector which is added to the cell state, is calculated by passing x_t and \hat{y}_{t-1}

through a non-linearity, marked by \tanh in the figure. In the POS tagging example, we want to add the information regarding the preceding determiner. These two vectors are then summed, resulting in our new cell state c_t .

Output

Finally, we need to output a value from the current time step. This output is based on the cell state, c_t , which is first run through a non-linearity (usually \tanh), and filtered again by o_t , which also observes x_t and \hat{y}_{t-1} , when deciding on which dimensions to keep, and to what extent.

Gated Recurrent Units

In addition to the many LSTM variants (Greff et al., 2016), Gated Recurrent Units (GRUs) represent a different variant of gated RNNs which was independently developed to LSTMs and similar in both purpose and implementation (Cho et al., 2014). The main difference between LSTMs and GRUs is the fact that GRUs do not have separate memory cells, and only include two gates – an update gate, and a reset gate (Chung et al., 2014). This in turn means that GRUs are computationally somewhat more efficient than LSTMs. In practice, both LSTMs and GRUs have been found to yield comparable results (Chung et al., 2014; Jozefowicz et al., 2015). On a general level, the performance of various gated RNN architectures is, at least in the case of large amounts of data, closely tied to the number of parameters (Collins et al., 2017; Melis et al., 2017).

Bi-directionality

Many properties of language depend on both preceding and proceeding contexts, so it is useful to have knowledge of both of these contexts simultaneously. This can be done by using a bi-directional RNN

variant, which makes both forward and backward passes over sequences, allowing it to use both contexts simultaneously for the task at hand (Schuster and Paliwal, 1997; Graves and Schmidhuber, 2005; Goldberg, 2015). Bi-directional GRUs and LSTMs have been shown to yield high performance on several NLP tasks, such as POS tagging, named entity tagging, and chunking (Wang et al., 2015; Yang et al., 2016; Plank et al., 2016).

2.4.2 Common use-cases of RNNs in NLP

In NLP, there are four general scenarios for producing some sort of analysis for a given text. Consider that we have the following sentence as input:

(2.18) *I'm not fussy.*¹¹

We might want to analyse this unit as a whole, for instance in order to judge that the text is in English, and not in some other language, or to determine the native language of the person writing it, or the sentiment of the text itself. This can be referred to as a **many-to-one** scenario, since we have several smaller units (e.g. words or characters), which we want to translate into a single score or class, depending on the task at hand.

On the other hand, we might want to analyse the sentence word by word, by assigning, e.g., a part-of-speech (POS) tag or a semantic tag to each word in the sentence. This can be referred to as a **one-to-one** scenario, since every single unit in the text (e.g. each word token) has a direct correspondence to a single tag.¹²

¹¹PMB 76/2032, Original source: Tatoeba

¹²The term 'one-to-one' is also used for simple classification cases where there is no sentential context available. We see this as simply being a special case in which the sequence length = 1. This is equivalent to the relation between FFNNs and RNNs, in which an FFNN can be seen as a special case of RNNs (or vice versa).

We might also want to carry out some task in which the sentence should be translated to some other form, for instance translating the sentence to German, or some other language. If the sentence was written in some non-standard form of English, we might want to produce a normalised version of the sentence, or in a different setting we might want to generate an inflected form of some word in the same language. This can be referred to as a **many-to-many** scenario, as there is no structural one-to-one correspondence between the input X and the output Y .

A final logically possible case, is the **one-to-many** scenario. This is a highly uncommon scenario, as it is not generally the case that one tries to predict several things from an atomic unit. Although one could argue that some tasks fit this scenario, such as caption generation, this is not really a one-to-many scenario, as the image is not an atomic unit, but is read by the NN as a matrix of pixels.

A schematic overview of the three relevant scenarios is given in Figure 2.10. The versatility of these three scenarios is evident when observing the current NLP scene, in which common practise is to cast a problem to fit one of these scenarios, and to then throw a Bi-LSTM at the problem.

Many-to-one

Many NLP tasks deal with going from several smaller units to a single prediction. This essentially means that these units need to be compressed into a single vector, onto which a softmax layer can be applied in order to arrive at a probability distribution over the classes at hand (e.g. a set of languages to identify). For this type of problem, a number of possibilities exist, such as

1. Averaging the vectors representing each unit in the sentence (i.e. average pooling);

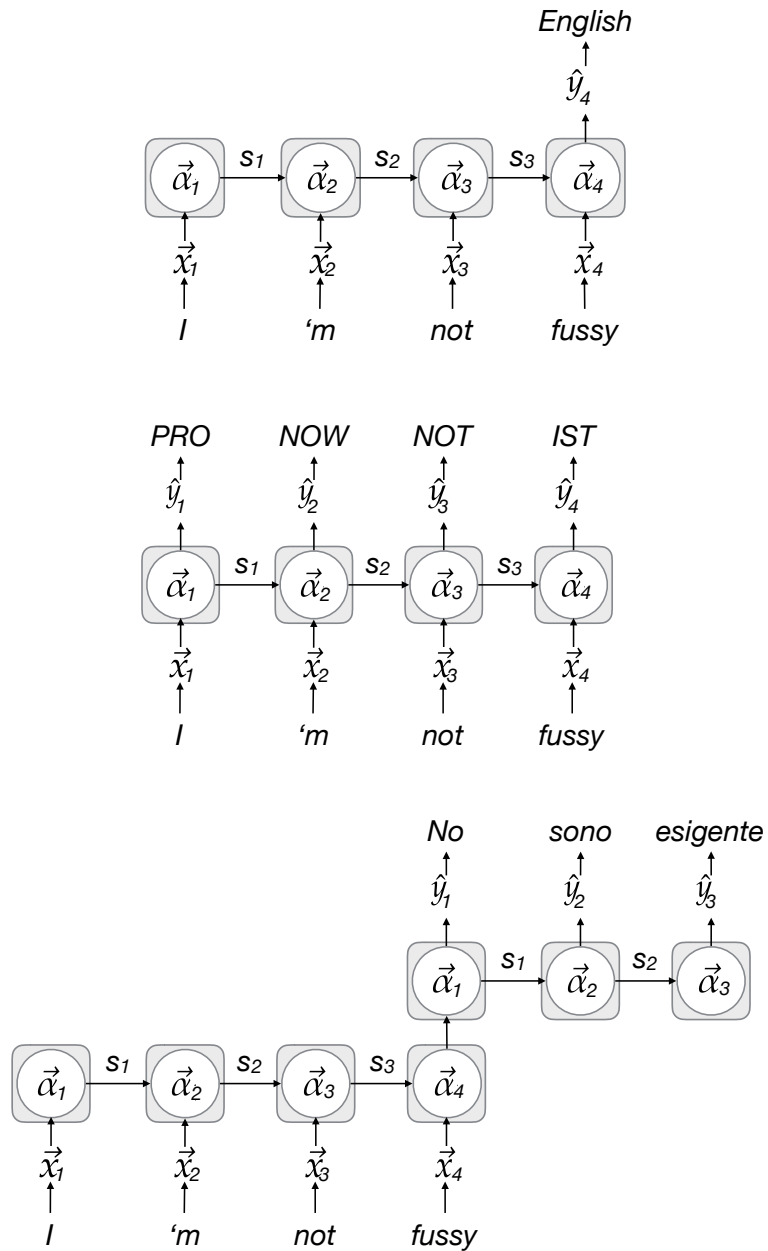


Figure 2.10: Common scenarios in which RNNs are applied in NLP. From top to bottom: many-to-one, one-to-one, and many-to-many.

2. Applying an RNN and using the final state output vector as a representation of the sentence (depicted in Figure 2.10);
3. Applying convolutions in order to arrive at a condensed representation.¹³

Approach 1) is the most simplistic of these, and has been successfully applied in previous work (e.g. Socher et al. (2013a); Zhang et al. (2015a)). The main advantage of this approach is indeed its simplicity, as calculating the mean of the vectorial representations of a sentence is both a very cheap operation, as well as an operation which allows for the application of a simple FFNN on top of this vector. With this approach, however, the structure inherent in the natural language signal is left unexploited.

Approaches 2) and 3) both offer more expressive power as compared to approach 1), as they both take advantage of the structure inherent in the input signal. This is not the case when summing the vectors, which is in a way analogous to a bag-of-words approach. Structure is naturally of paramount importance in natural language, so taking advantage of this is good. Although structure in natural language is generally hierarchical, even using the sequential structure is better than assuming no structure at all. There are, however, some recent architectures which do encode the hierarchical structure of language, such as tree LSTMs (Tai et al., 2015), and RNN-Grammars (Dyer et al., 2016).

These three approaches are meant to give an overview of some straight-forward manners of obtaining such representations. Other, more sophisticated approaches, include skip-thought vectors, in which sentence-level representations are learned with the objective of being able to predict surrounding sentences in a document (Kiros et al., 2015). A systematic overview of such methods is given by Hill et al.

¹³Convolutional Neural Networks are described in Section 2.5.

(2016), who conclude that the best suited approach depends on the intended application of such representations.

Another use case for this approach is when building hierarchical models, in the sense that one, e.g., may want to have word representations which are aware of what is going on on a sub-word level. For this, one might apply a many-to-one RNN, and use the final state output vector as a word vector (Ballesteros et al., 2015; Plank et al., 2016). Alternatively, one can use convolutions to arrive at this type of word vector, as in dos Santos and Zadrozny (2014).

One-to-one

The one-to-one case is perhaps one of the most common scenarios in NLP. This covers tagging task scenarios, as well as simple classification scenarios. Many NLP tagging tasks have seen relatively large improvements when applying variants of RNNs similarly to what is depicted in Figure 2.10. Recently, gated variants such as LSTMs and GRUs, often in a bi-directional incarnation are applied (Wang et al., 2015; Huang et al., 2015; Yang et al., 2016; Plank et al., 2016). Such RNNs are highly suited for this type of task, as it is highly informative for, e.g., POS tagging to know which words occur both before and after the word at hand. Such dependencies might also have quite large spans, which both LSTMs and GRUs are able to capture well. To contrast with older feature-based models, it would require a fair bit of feature engineering to decide on what types of spans to include in feature representations, lest one wishes to suffer from the sparsity of simply using n -gram features with large values of n .

Many-to-many

This paradigm is also what is frequently referred to as an encoder-decoder architecture in the literature, or sequence-to-sequence learning problems (Bahdanau et al., 2015; Sutskever et al., 2014). A fre-

quent approach here, for instance in machine translation, is to apply an RNN from which one takes the final time step's output to be a representation of the entire sentence, as represented in Figure 2.10, which may seem like a bold thing to do.¹⁴ It turns out that this is in fact often not sufficient, although one can obtain surprisingly good translations this way. However, results improve dramatically when going a step further by incorporating an attentional mechanisms. This is not focussed upon in this thesis, and will not be explained in full detail. Essentially, an attention mechanism can learn which parts of the source sentence to attend to, when producing the target sentence translation. For instance, such a mechanism might learn an implicit weighted word-alignment between the source and target sentences, thus facilitating translation.

Many NLP tasks can be solved with a many-to-many approach. Machine translation has already been mentioned, and has in no small degree been the driving force behind research in this direction. Apart from this, the approach has been applied to morphological inflection (Kann and Schütze, 2016; Cotterell et al., 2016; Östling and Bjerva, 2017; Cotterell et al., 2017), AMR parsing (Barzdins and Gosko, 2016; Konstas et al., 2017; van Noord and Bos, 2017b,a), language modelling (e.g. Vinyals et al., 2015), generation of Chinese poetry (Yi et al., 2016), historical text normalisation (Korchagina, 2017), and a whole host of other tasks.

2.5 Convolutional Neural Networks

Certain machine learning problems, such as image recognition, deal with input data in which spatial relationships are of utmost importance. While simpler image recognition problems, such as handwrit-

¹⁴*You can't cram the meaning of a whole sentence into a single vector!*
–Ray Mooney, as communicated by Kyunghyun Cho in his NoDaLiDa 2017 keynote (https://play.gu.se/media/1_xt08m5je)

ten digit recognition, can be carried out relatively successfully with simple FFNNs, this is often not sufficient. Recall that the input for an FFNN is simply a single vector \vec{x} , meaning that the network has no notion of adjacency between, e.g., two pixels. A Convolutional Neural Network (CNN) is a type of network explicitly designed to take advantage of the spatial structure of its input. The origins of CNNs go back to the 1970s, but the seminal paper for modern CNNs is considered to be LeCun et al. (1998a), although other work exists in the same direction (e.g., LeCun et al. (1989); Waibel et al. (1989)). CNNs have been used extensively in NLP, and can in many cases be used instead of an RNN (contrast, e.g., dos Santos and Zadrozny (2014) who use CNNs for character-based word representations, and Plank et al. (2016) who use RNNs for the same purpose).

Although NLP is the focus of this thesis, we will approach CNNs from an image recognition perspective, as this is somewhat more intuitive. This is in part due to the fact that image recognition was the intended application of CNNs upon their conception. On a general level, convolutions can be carried out on input of arbitrary dimensionality. As mentioned, two-dimensional input (e.g. images) were the original target for CNNs. More recent work has extended this to three-dimensional input (e.g. videos). In the case of NLP, it is often the case that one-dimensional input is used, for instance applying a CNN to a text string. There are three basic notions which CNNs rely upon: local receptive fields, weight sharing, and pooling.

2.5.1 Local receptive fields

In the case of image recognition, an image of $n \times n$ pixels can be coded as an input layer of $n \times n$ units.¹⁵ In a CNN, this input is processed by sliding a window of size $m \times m$ across this image. This window, or patch, is known as a local receptive field. After passing this window

¹⁵This is assuming greyscale, i.e., one value per pixel.

over the input image, the following layer contains a representation based on $m \times m$ sized slices of the input image. Intuitively, this can be seen as blurring the input image somewhat, as the spatial dimensions of the image are generally reduced through this process.

The length with which this window moves is referred to as its *stride*, and is most often set to 1, meaning that the window simply shifts by one pixel at a time. Although stride lengths of 2 and 3 are encountered in the literature, it is fairly uncommon to see larger stride lengths than this. Figure 2.11 shows a convolution, where $n = 4$, $m = 2$, a stride of 2 is used, which yields a new layer with size 2×2 .

2.5.2 Weight sharing

A key notion of CNNs is the fact that weights are shared between each such local receptive field, and the units to which they are attached. Hence, in our example, rather than having to learn $n \times i = 64$ weights (where $i = n \times n$ is the total number of units in the first hidden layer), as in an FFNN, only $m \times m = 4$ parameters need to be learned. Therefore, all units in the first hidden layer capture the same type of features from the input image in various locations. For instance, imagine you want to identify whether a picture contains cats (as in Figure 2.12). In this figure, units in the first hidden layer might encode some sort of *cat detector*. The fact that weights are shared in this manner, results in CNNs being robust to translation invariance. This means that a feature is free to occur in different regions in the input image. Intuitively, taking our cat detector as an example, it is naturally the case that a cat is a cat, regardless of where in the image it happens to hide.

Each such *cat detector*, is referred to as a *feature map*, or a *channel*.¹⁶ For a CNN to be useful, normally more than one feature map

¹⁶The *channel* terminology makes sense when considering an input image in, e.g., RGB formatting, in which the intensities of each colour is represented in a separate colour channel.

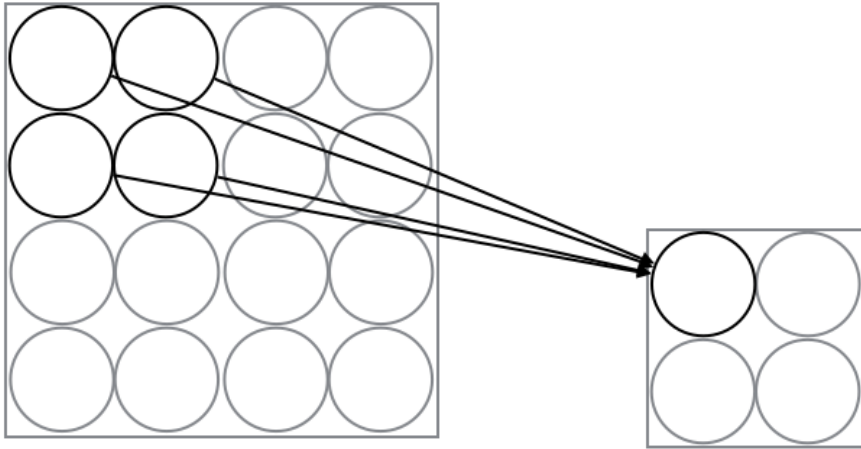


Figure 2.11: Illustration of a local receptive field of size 2×2 , which results in a new image of size 2×2 due to the stride length being 2.

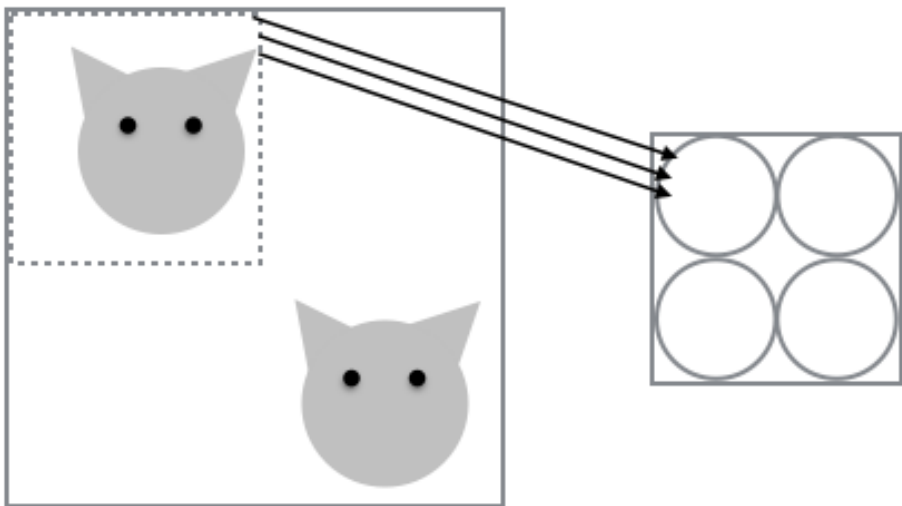


Figure 2.12: Weight sharing example with a cat. The dotted line represents the local receptive field used, the first square represents the entire input domain, and the second square represents the following convolutional layer.

is learnt. That is to say, while the figures shown so far only show a single feature map, an input image is normally mapped to several smaller images. As an example, another feature map in Figure 2.12 might learn a *dog detector*. A more realistic example can be found in facial recognition, in which one feature map might learn to detect eyes, while another learns to detect ears, and yet another learns to detect mouths. Local receptive fields generally speaking look at all feature maps of the previous layers, hence the combination of eyes, ears, and mouths might be used to learn a feature map representing an entire face.

The fact that we generally map to several feature maps means that, at each layer, the spatial size of the image shrinks (i.e. $m < n$), while the depth of the image increases, as shown in Figure 2.13. Finally, following a series of convolutional layers, it is common practise to attach an FFNN prior to outputting predictions.

In NLP, the situation is somewhat different, as we normally do not have an image as input, but rather some sort of textual representation. Commonly, this will either be a string of words, characters, or bytes. An intuition for how this works, is that something resembling an n-gram feature detector is learnt given a window. This type of approach has been applied successfully in various tasks, for instance to obtain word-level representations which take advantage of sub-word information (dos Santos and Zadrozny, 2014; Bjerva et al., 2016b), and for sentence classification (Kim, 2014).

2.5.3 Pooling

A pooling layer takes a feature map and condenses this into a smaller feature map. Each unit in a pooling layer summarises a region in the previous layer, generally using a simple arithmetic operation. Frequently, operations like maximum pooling (max pooling) or average pooling are used (Zhou and Chellappa, 1988). These operations take, e.g., the maximum of some region to be a representation of that en-

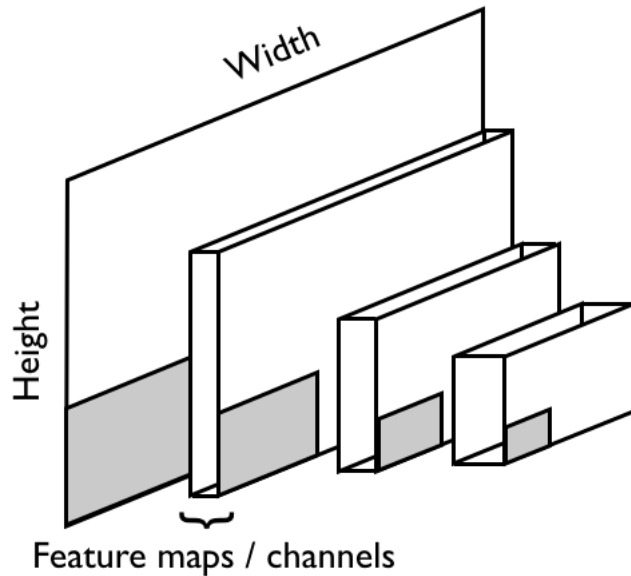


Figure 2.13: General CNN structure. Each layer shrinks the width and height of the input image, and increases the number of feature maps. The grey regions denote the sizes of the local receptive fields.

ture region, thus reducing dimensionality by essentially applying simple non-linear downsampling. Max pooling can thus be seen as a way for each max pooling unit to encode whether or not a feature from the previous layer was found anywhere in the region which the unit covers. The intuition is that the downsampled version of the feature map, which yields feature locations which are rough, rather than precise, is sufficient in combination with the relative location to other such downsampled features. Importantly, this operation reduces the dimensionality of feature maps, thus reducing the number of parameters needed in later layers.

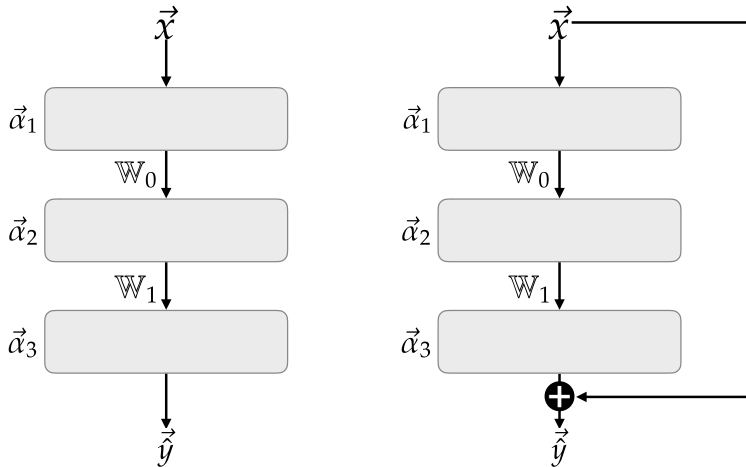


Figure 2.14: Illustration of a residual network (right) as compared to a standard network without skip connections (left). The skip connection here passes the input vector \vec{x} and adds this to the activations $\vec{\alpha}_3$, thus providing the network with a shortcut. The squares represent an abstract block of weights, such as, e.g., a fully connected layer in an FFNN, a convolutional block in a CNN, or an LSTM cell.

2.6 Residual Networks

Residual Networks (ResNets) define a special class of networks with skip connections between layers, as depicted in Figure 2.14. This facilitates the training of deeper networks, as these skip connections ease the propagation of errors back to earlier layers in the network.

Such skip connections are referred to as residual connections, and can be expressed as

$$\begin{aligned} y_l &= h(x_l) + \mathcal{F}(x_l, \mathcal{W}_l), \\ x_{l+1} &= f(y_l), \end{aligned} \tag{2.19}$$

where x_l and x_{l+1} are the input and output of the l -th layer, \mathcal{W}_l is the

weights for the l -th layer, and \mathcal{F} is a residual function (He et al., 2016) such as the identity function (He et al., 2015a), which we also use in our experiments. Although ResNets were developed for the use in CNNs, the skip connections are currently being used, e.g., in LSTMs (Wu et al., 2016). ResNets can be intuitively understood by thinking of residual functions as paths through which information can propagate easily. This means that, in every layer, a ResNet learns more complex feature combinations, which it combines with the shallower representation from the previous layer. This architecture allows for the construction of much deeper networks. ResNets have recently been found to yield impressive performance in image recognition tasks, with networks as deep as 1001 layers (He et al., 2015a, 2016), and are thus an interesting and effective alternative to simply stacking layers. Another useful feature of ResNets is that they act as ensembles of relatively shallow networks, which may help to explain why they are relatively robust to overfitting in spite of their large number of parameters (Veit et al., 2016).

ResNets have recently been applied in NLP to morphological reinflection (Östling, 2016), language identification (Bjerva, 2016), sentiment analysis and text categorisation (Conneau et al., 2016), semantic tagging (Bjerva et al., 2016b), as well as machine translation (Wu et al., 2016). Recently proposed variants include wide residual networks, with relatively wide convolutional blocks, showing that resnets do not necessarily need to be as deep as the 1001 layers used in previous work (Zagoruyko and Komodakis, 2016).

2.7 Neural Networks and the Human Brain

While there are numerous reasons to use neural networks, there are camps which might argue for applying NNs because they are '*biologically motivated*'. While it can be tempting to use the conceptual metaphor (Lakoff and Johnson, 1980) of NEURAL NETWORKS ARE THE

BRAIN, this can be rather misleading. While usage of misleading metaphors can seem innocent, it has been shown that they do affect reasoning (Thibodeau and Boroditsky, 2013). Therefore, a misleading metaphor should certainly not be used as an argument for the usage of neural networks – there are plenty of other reasons for that.

Now, you might ask, is this metaphor really as misleading as it seems? At best, neural networks (as used in NLP) are a mere caricature of the human brain. On a physiological level, there is evidence that neurons do more than simply outputting some activation value based on a weighting of its inputs. For instance, recent research has shown that a single neuron can encode temporal response patterns, without relying on temporal information in input signals. Hence, the nature of how neurons work is quite different from what is encoded in a neural network, for instance in terms of information storage capacity (Jirehned et al., 2017). There is in fact compelling evidence that memory is not coded in (sets of) synapses, but rather internally in neurons (cf. Gallistel and King, 2011, and Gallistel, 2016 and references therein, notably Johansson et al. (2014)). Additionally, back-propagation is not biologically plausible, although there is work on making biologically plausible neural networks (Bengio et al., 2015).

Convolutional Neural Networks and the Brain

Similarly to the ReLUs discussed in Section 2.3.2, CNNs are biologically inspired. When CNNs were invented (LeCun et al., 1998a), this was inspired by work which proposed an explanation for how the world is visually perceived by mammals (Hubel and Wiesel, 1959, 1962, 1968). The attempts to reverse-engineer a similar mechanism, as in CNNs, have proven fruitful, as CNNs are indeed highly suitable for image recognition. Furthermore, recent research has found some correlations between the representations used by a CNN, and those encoded in the brain in a study where the CNN could identify which image a human participant was looking at roughly 20% of the time

(Seeliger et al., 2017). However, it remains to be seen whether anything similar to this is even plausible for natural language.

2.8 Summary

In this chapter, an intuitive and theoretically supported overview of neural networks was given, including a practical overview NLP. We have seen that many common NLP problems can be classified into three categories: one-to-one, one-to-many, and many-to-many. Appropriate deep learning architectures suitable for each of these categories were suggested.

While this chapter is meant to be a sufficient introduction to neural networks to understand this thesis, it is by no means a complete account of the topic. For a more in-depth description of neural networks in general, I refer the readers to Goodfellow et al. (2016). For a primer which is more geared towards NLP, see Goldberg (2015).

CHAPTER 3

Multitask Learning and Multilingual Learning

Abstract | In this chapter, we build upon the background knowledge of neural networks presented in the previous chapter. We will focus on different, but highly related, paradigms – multitask learning, and multilingual model transfer. Multitask learning is first presented in a general context, and then in the context of neural networks, which is the primary focus of this thesis. We will then look at multilingual approaches in NLP, again first in a general context, and then in the context of model transfer with multilingual word representations, which is the secondary focus of this thesis. In this thesis, we consider the first setting in Part II, the second setting in Part III, and include an outlook for a combined multilingual/multitask paradigm in Part IV.

3.1 Multitask Learning

In Natural Language Processing (NLP), and machine learning (ML) in general, the focus is generally on solving a single task at a time. For instance, one might invest significant amounts of time in making a Part-of-Speech tagger or a parser. However, fact is that many tasks are related to one another. The aim of multitask learning (MTL) is to take advantage of this fact, by attempting to solve several tasks simultaneously, while taking advantage of the overlapping information in the training signals of related tasks (Caruana, 1993, 1997). When the tasks are related to each other, this approach can improve generalisation, partially since it provides a source of inductive bias, and since it allows for leveraging larger amounts of more diverse data.¹ Additionally, since related tasks can often make use of similar representations, this can lead to the tasks being learnt even better than when training on a single task in isolation.

The use of MTL is skyrocketing in NLP, and has been applied successfully to a wide range of tasks, for instance sequence labelling such as POS tagging (Collobert and Weston, 2008; Plank et al., 2016), semantic tagging (Bjerva et al., 2016b), as well as chunking and supertagging (Søgaard and Goldberg, 2016). In addition to this, it is the primary focus of this thesis, and having some background knowledge on this will be useful for the following chapters. The first part of this chapter is an attempt at providing an understanding of what MTL is and how it is applied. While some general MTL scenarios are covered, the focus will be on MTL in the context of neural networks, and in the context of NLP.

¹Generally speaking, it is beneficial to have access to more data when training an ML model.

3.1.1 Non-neural Multitask Learning

Before going into MTL in neural networks (NNs), we first take a look at the usage of this paradigm in other frameworks. Generally speaking, we seek to exploit the fact that there are many tasks which are somehow related to one another (Caruana, 1993, 1997; Thrun and Pratt, 1998). For instance, MTL can have the role of being a distant supervision signal, in the sense that the tasks used might be fairly distantly related. Additionally, since MTL plays the role as a regulariser (see Chapter 2), and lowers the risk of overfitting (Baxter, 1997; Baxter et al., 2000), MTL often improves generalisation. This is in part because MTL reduces *Rademacher complexity* (Baxter et al., 2000; Maurer, 2006).² Furthermore, MTL will push the weights of a model towards representations which are useful for more than one task. Finally, MTL can be seen as a method of dataset augmentation, as it allows for using more data than when only considering a single task at a time.

A commonly made assumption in MTL is that only a handful of parameters or weights (see Chapter 2) ought to be shared between tasks, and conversely that most parameters should not be shared (Argyriou et al., 2007). This can intuitively be understood by considering that only a few features useful for a task t_1 might be useful for another task t_2 . For instance, imagine that we are building a joint POS tagger and language identification system. A feature capturing capitalised words preceded by a determiner will both be a decent indicator of the language being, e.g., German, as well as that the capitalised word is a noun. Other features, on the other hand, such as one indicating that the language is likely to be Norwegian or Danish if the letter \emptyset is encountered, is not likely to be beneficial for POS tagging at all. In other words, this type of *parameter sparsity* can be phrased as that

²A lower Rademacher complexity essentially indicates that a class of functions is easier to learn.

most parameters should not be shared, as many parameters are task specific. In this type of approach, all shared parameters are generally considered by all tasks involved. This puts the system at a relatively large risk of negative transfer, if one tries to combine this approach with tasks which are only slightly related. In NLP we are often interested in exploiting even relatively weak training signals, which makes this particularly problematic.

Another approach is to learn clusters of tasks, which allows for letting related tasks share certain parameters, and relatively unrelated tasks perhaps only a few. Such approaches have in common that they assume that the parameters which are beneficial for each other are geometrically close to one another in n -dimensional space (Evgeniou and Pontil, 2004; Kang et al., 2011). Other work has come up with other definitions of task similarities. For instance, Thrun and O’Sullivan (1995) consider two tasks to be similar simply if one improves performance on the other. While other approaches to MTL have been used in the past, such as Daumé III (2009) who approach MTL from a Bayesian perspective, and Toutanova et al. (2005) who train a joint classifier for semantic role labelling with automatically generated auxiliary tasks, the perhaps most popular approach in NLP is parameter sharing in NNs.

3.1.2 Neural Multitask Learning

We now turn to the main method used in this thesis, namely neural MTL. There are two main approaches to this, differing in the manner in which parameters are shared – *hard* and *soft* parameter sharing. Currently, the less popular variant of the two in NLP is soft parameter sharing, and will not be covered in detail. Briefly put, in this setting, parameters are constrained in a similar manner to the *parameter sparsity* approach. That is to say, the parameters between tasks are encouraged to be similar to one another, which allows for some transfer between tasks, or between languages (Duong et al.,

2015). However, as parameters are not explicitly shared between tasks, the risks of negative transfer are relatively low in this setting. This approach is not explored in this thesis as hard parameter sharing offers several advantages, including ease of implementation, and computational effectivity, as the amount of parameters is kept almost constant as compared to having a single task.

Hard parameter sharing is currently more common, perhaps mainly due to the ease with which a neural MTL system with several tasks can be created. This is the type of MTL discussed in the seminal works by Caruana (1993, 1997). In this thesis we consider research questions tied to this type of MTL in the context of NLP, partially due to the versatility of the paradigm. Apart from allowing for considering data from several tasks simultaneously, even corpora in different languages might be used in this approach, given some sort of unified input representations.³ Then, if the output labels between tasks correlate with one another to some extent, it seems quite intuitive that this approach should be beneficial.

In NLP, MTL is generally approached from the perspective that there is some *main* task, i.e., the task in which we are interested, and some *auxiliary* task, which should improve the main task. It is important to note, however, that these labels are quite arbitrary.⁴ There is not necessarily anything to distinguish a main task from an auxiliary task in an NN. One might lower the weighting of the auxiliary task (i.e. multiply the loss for each batch by some $\lambda < 1$), but this strategy appears to be relatively rare in the literature.

A common way of implementing hard parameter sharing, is to have a stack of layers for which weights are updated with respect to all tasks, with at least two output layers, each with task-specific weights (see Figure 3.1). Concretely, consider that we have t corpora

³This is covered further in the second half of this chapter.

⁴The exception being cases in which the performance on the auxiliary task is disregarded in favour of the main task performance.

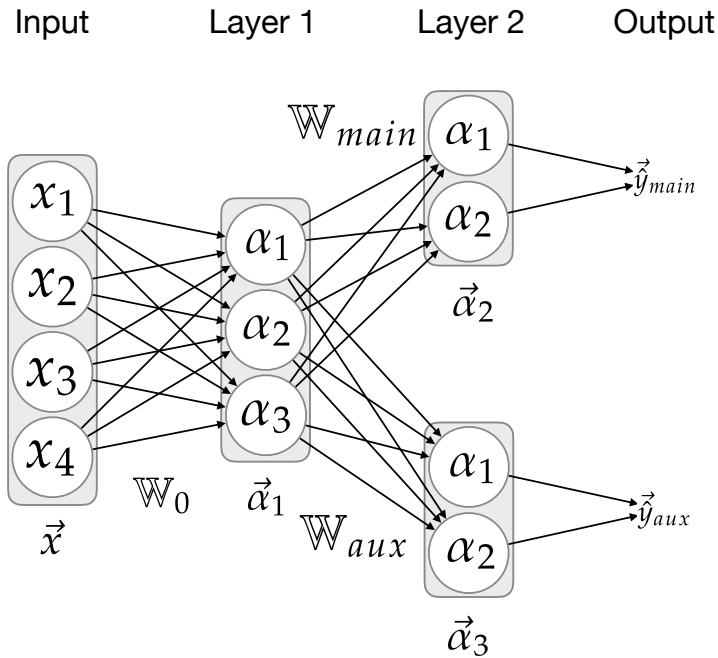


Figure 3.1: Common MTL architecture (bias units omitted for clarity).

with different annotations, each containing pairs of input and output sequences (\vec{x}, \vec{y}^t) for a single task. While the inputs x will largely be part of the same vocabulary, and can be shared across tasks, the tag sets used, and therefore the labels $(y^0 \dots y^t)$ differ. Note that the vocabularies in the tasks at hand do not necessarily need to overlap, but when considering a single natural language, this tends to be the case. A common approach when training is to randomly sample such sequence pairs, predict a label distribution \vec{y}^t , and update model parameters as calculated by the loss relative to the true label distribution \vec{y}^t with backpropagation (see Chapter 2 for an overview

of this). Each task t has a task-specific classifier ($f_{t=main}, f_{t=aux}$) with its own weight matrix ($\mathbb{W}_{main}, \mathbb{W}_{aux}$). The output of the task-specific layer is then calculated using the softmax function (cf. Section 2.3.2), such that

$$\vec{y}_t = \text{softmax}(\mathbb{W}_t \vec{\alpha}_n + b), \quad (3.1)$$

where $\vec{\alpha}_n$ denotes the activations of the layer before the output layer.

This architecture is common in NLP, with weights typically shared between the *main* and *auxiliary* task at all layers, up to the task-specific classification layer (i.e. the output layer). A multitude of other possibilities do exist, as the task-specific output layers can be attached anywhere in the network. This can be advantageous, as Sogaard and Goldberg (2016) found that including the lower-level task supervision at lower levels in the network was useful, in the case of using the low-level task of POS tagging in combination with CCG supertagging (i.e. assigning CCG lexical categories). Most related work, including the experiments in this thesis, apply multitask learning akin to what is shown in Figure 3.1.

Neural Multitask Learning in Natural Language Processing

Hard parameter sharing in NNs is the target of considerable attention in the recent NLP literature. Practically speaking, there appear to be two main approaches to MTL in the NLP literature. Some work, such as Ando and Zhang (2005), Collobert and Weston (2008), Sogaard and Goldberg (2016), Plank et al. (2016), Bjerva et al. (2016b), and Augenstein and Sogaard (2017) take the approach of exploiting seemingly related NLP tasks, based on some linguistic annotation. Other work, e.g., Plank (2016), and Klerke et al. (2016), take the approach of exploiting data from non-linguistic sources (keystroke data and eye gaze data, respectively). While these approaches are both useful and interesting, the focus of this thesis is the first approach,

specifically in which an NLP sequence prediction task is used as an auxiliary task for some other NLP sequence prediction task. This is partially motivated by the fact that using a word-level input for all tasks, allows for a one-to-one mapping between labels in different tag sets (given a specific token in context), which in turn opens up for the information-theoretic approach considered in Chapter 5.

3.1.3 Effectivity of Multitask Learning

Plenty of studies demonstrate the success of MTL, such as in computer vision (Torralba et al., 2007; Loeff and Farhadi, 2008; Quattoni et al., 2008), genomics (Obozinski et al., 2010), and the aforementioned NLP studies. Apart from relatively straight-forward results showing that MTL is often beneficial, efforts have been put into experimentally investigating when and why MTL is advantageous in NLP. Martínez Alonso and Plank (2017) look at a collection of semantic main tasks while using morphosyntactic and frequency-based tasks as auxiliary tasks. They find that the success of an auxiliary tasks depends on the distribution of the auxiliary task labels, e.g., the distribution's entropy and kurtosis.⁵ Bingel and Søgaard (2017) present a large systematic study of MTL in a collection of NLP tasks. They find that certain dataset characteristics are predictors of auxiliary task effectivity, corroborating the findings of Martínez Alonso and Plank (2017), and also show that MTL can help target tasks out of local minima in the optimisation process. In Bjerva (2017b), it is argued that entropy is not sufficient for explaining auxiliary task effectivity, and that measures which take the joint distribution between tasks into account offer more explanatory value (this is elaborated in Chapter 5).

In terms of data sizes Benton et al. (2017) suggest that MTL is effective given limited training data for the main task. Luong et al. (2015), however, highlight that the auxiliary task data should not out-

⁵The kurtosis of a distribution is essentially a measure of its tailedness.

size the main task data – this is contradicted by Augenstein and Søgaard (2017), who highlight the usefulness of an auxiliary task when abundant data is available for such a task, and little for the main task. Finally, Mou et al. (2016) investigate transferability of neural network parameters, by attempting to initialise a network for a main task with weights which are pre-trained on an auxiliary task, and highlight the importance of similarities between tasks in such a setting. Finally, a promising recent innovation is that of sluice networks, in which a NN learns which parts of hidden layers to share between tasks, and to what extent (Ruder et al., 2017).

3.1.4 When MTL fails

The cases in which MTL does not work are also deserving of attention. While up until now we have assumed that applying MTL is a piece of cake, there are times when one adds an auxiliary task, causing the system to collapse like a house of cards. This type of performance loss is referred to as *negative transfer*, and can occur when two unrelated tasks share parameters. This is generally something to avoid, as there are few, if any, advantages to worsening the generalisation ability of the network. However, such results are rarely shared in the community, in part due to the *file drawer problem* (Rosenthal, 1979). In short, the problem is that it is impossible to access, or even know of, studies which have been conducted and not published. In the case of MTL, this issue might be alleviated by publishing results on all auxiliary tasks experimented with, even if only one or two such tasks improved performance.

3.2 Multilingual Learning

In the second half of this chapter, we turn to multilingual approaches. Many languages are similar to each other in some respect, and similarly to related tasks, this fact can also be exploited in order to im-

prove model performance with respect to, e.g., a given language. While there are many approaches to multilingual NLP, with various use cases, the focus in this thesis is on model transfer, in which a single model is shared between languages. We will nonetheless begin with an overview of the most common approaches.

As an example, consider NLP tagging tasks, which can be summed up as learning to assign a sequence of tags from a tag set t to a sequence of tokens in language l . In cross-lingual multitask NLP settings, there are many l/t pairs which do not have any annotated data. For instance, there is (at the time of writing) no annotated data for Welsh in the Universal Dependencies (Nivre et al., 2017). However, many NLP systems require input data from specific tag sets. For instance, the Stanford Neural Network Dependency parser requires POS tags in its input (Chen and Manning, 2014), whereas the semantic parser Boxer requires semantic tags in its input (Bos, 2008; Abzianidze et al., 2017). Hence, for such tools to be applicable in multilingual settings, the tags they rely on need to be available for other languages as well, which highlights the importance of approaches which deal with this. There are three frequently used approaches to solving this problem:

1. human annotation;
2. annotation projection;
3. model transfer.

Although serious efforts have gone into furthering these approaches, they all have considerable drawbacks. In brief, human annotation is time consuming and expensive, annotation projection is only applicable to texts which are both translated and aligned, and model transfer is generally only used in mono-lingual or mono-task settings.

3.2.1 Human Annotation

Generally speaking, annotating data manually is a very expensive and time-consuming manner of, e.g., producing some sort of linguistic labels for a sentence. Although the process can be alleviated with gamification (Venhuizen et al., 2013; Chamberlain, 2014; Jurgens and Navigli, 2014; Bos and Nissim, 2015), considerable time and effort still needs to be invested into creating such crowd-sourcing systems.

3.2.2 Annotation Projection

Given an annotated sentence in a source language and a translation of that sentence in a target language, it is possible to transfer, or project, the annotation from the source language to the target language. This approach is known as annotation projection, and relies on having access to parallel text for which at least one source language is annotated (Yarowsky et al., 2001; Hwa et al., 2005). Usually, word alignments are used in order to project linguistic labels from source to target. The resulting annotations can then be used to train a new monolingual system for the target language(s). This approach has been applied successfully to various tasks, primarily syntactic parsing (Hwa et al., 2005; Tiedemann, 2014; Rasooli and Collins, 2015; Agić et al., 2016), POS tagging (Yarowsky et al., 2001), and recently also semantic parsing (Evang and Bos, 2016; Evang, 2016).

Annotation projection has two main drawbacks. Primarily, it is only applicable to texts which are both translated and aligned, whereas the majority of available texts are monolingual. Furthermore, this approach relies heavily on the quality of the automatic word alignments. Word-aligning parallel text is not always successful, for instance with very dissimilar languages, insufficient statistics, or bad translations (Östling, 2014, 2015). Another approach for annotation projection relies on automatic translation. This works by applying a machine translation (MT) system to generate a parallel text for which

source language annotation exists (Tiedemann et al., 2014). In other words, in addition to the difficulties of the annotation projection approach, this method places high requirements on availability of parallel texts for training an MT model. In addition to these prerequisites, the involvement of a fully-fledged MT system in an annotation pipeline, will in itself increase its complexity severely.

3.2.3 Model Transfer

Model transfer deals with learning a single model which is shared between several languages (Zeman and Resnik, 2008; McDonald et al., 2011a).⁶ This type of approach has been explored extensively in previous work. Multilingual model transfer has been successfully applied to, e.g., POS tagging (Täckström et al., 2013), and syntactic parsing (Täckström, 2013; Ammar et al., 2016). This is commonly done by using delexicalised input representations, as in the case of parsing (Zeman and Resnik, 2008; McDonald et al., 2011a; Täckström et al., 2012, 2013). A related situation, is the case of exploiting language similarities in order to train models for low-resource languages (see, e.g., Georgi et al. (2010)).

In this thesis, model transfer is framed as a special case of MTL. That is to say, each language in the model can be seen analogously to a task. This means that we are also free to choose whether we want to code tag predictions jointly as a single output layer, or have one separate output layer per language. As with MTL with multiple tasks, we consider the same specific type of MTL across languages, namely hard parameter sharing in neural networks.

A common approach in parsing is to delexicalise the input representations in order to enforce uniformity across languages, by training a parser on sequences of PoS tags rather than sequences of words (Zeman and Resnik, 2008; McDonald et al., 2011a). However, as we

⁶Note the similarities to multitask learning with hard parameter sharing.

are looking at predicting such tags, we approach this by using input representations which are shared across languages. This allows for training a neural network for several languages simultaneously in a language-agnostic manner, while still taking lexical semantics into account. Apart from this advantage, implementing a system in this manner is straightforward. Additionally, this approach offers the possibility of out-of-the-box zero-shot learning, as simply adding input representations for a different language is sufficient to enable this.

Zero-shot learning is the problem of learning to predict labels y which have not been seen during training. This is especially relevant in cases such as MT, in which, e.g., many of the target forms which need to be produced for languages with rich morphology have not been seen. In recent years, zero-shot learning has become increasingly popular, for instance in image recognition (Palatucci et al., 2009; Socher et al., 2013b). Recently, it has also been applied to MT, resulting in a model which even allows for translation into unseen languages (Johnson et al., 2016). One way of enabling zero-shot learning, is to use shared input representations. For instance, in the case of character-based models, we can simply use the same alphabet in the inputs and outputs of each system, as in Östling and Bjerva (2017) and Bjerva (2017a). In the case of word level input representations, one can employ word embeddings living in the same space, regardless of language.

3.2.4 Model Transfer with Multilingual Input Representations

Looking further at the problem of model transfer across languages, consider the following example, of an English sentence and its translation, as two separate input sequences to a neural network, with their corresponding annotated output sequences.⁷

⁷PMB 01/3421. Original source: Tatoeba.

(3.2) *We must draw attention to the distribution of
 this form in those dialects .*
 PRON VERB VERB NOUN ADP DET NOUN ADP
 DET NOUN ADP DET NOUN PUNCT

(3.3) *Wir müssen die Verbreitung dieser Form in diesen
 Dialekten beachten .*
 PRON VERB DET NOUN DET NOUN ADP DET
 NOUN VERB PUNCT

Although the surface forms of these two sentences differ, as one is in English and one in German, multilingual word representations for the corresponding words in these two sentences ought to be close to one another. Hence, if the NN only sees the English sentence in training, and the German sentence during test time, it ought to be fairly successful in tagging this 'unseen' sentence with suitable tags.⁸ However, one question is whether having access to the same sentence in a typologically more distance language such as Japanese also would be useful (this is approached in Chapter 5).

In order for such an approach to work, it is necessary that words with similar meanings in different languages are represented in a fairly similar way. How do we arrive at word representations with such properties? In the next few sections we will look at this, beginning at simple monolingual representations, and leading up to bilingual and multilingual representations.

⁸Considering that the semantic content of the two sentences ought to be highly similar, one could regard the translated sentence to be 'seen' if the original sentence was in the training data. This has the further implication that one, in this type of experiments, must take care not to allow corresponding sentences to occur in both training and evaluation data.

3.2.5 Continuous Space Word Representations

In many NLP problems, we are concerned with processing some word-like unit, in order to arrive at some linguistically motivated and appropriate label. In Section 2.3.1, we considered bag-of-words models for tasks such as this. To recap, in this type of model we assign an index to each unique word. Each word is then represented by a vector \vec{x} , with a dimensionality equal to the size of the vocabulary, since each word requires its own index. As an example, consider a vocabulary size of five words, with three of those words being *cat*, *dog*, and *coastal*, with their corresponding vector representations, such that

$$\begin{aligned}\vec{x}_{cat} &= [0, 0, 1, 0, 0], \\ \vec{x}_{dog} &= [0, 0, 0, 0, 1], \\ \vec{x}_{coastal} &= [0, 1, 0, 0, 0].\end{aligned}\tag{3.4}$$

In NLP, we are often interested in comparing words with one another, either simply in order to have some measure of their similarity, or because we are interested in the fact that similar words tend to have similar properties in down-stream tasks. For instance, the words *cat* and *dog* are likely to have the same or similar linguistic analyses in many cases, such as both being tagged with the PoS tag `NOUN`. A commonly used similarity measure between vectors is the cosine distance. In this setting, a word representation as presented above is somewhat problematic, as the distances between the three words are equal, although we want a higher similarity between *cat* and *dog*.

The representation we have seen so far is known as a *sparse* feature representation, as each word is represented by a vector of zeroes with one element set to one, also known as a *one-hot vector*. Apart from the drawback of similarity, this type of input representation can run into other problems, such as the dimensionality of the representations becoming too large to handle as vocabulary size grows. This can be remedied in many ways, for instance by applying

dimensionality reduction algorithms. Commonly used algorithms include singular value decomposition (SVD), and random indexing (Kanerva et al., 2000; Sahlgren, 2005). This does not help with the problem of similarities, however.

It turns out that one can arrive at word representations with nice properties of similarity by taking advantage of the *distributional hypothesis*:

'Semantics is partly a function of the statistical distribution of words.'

–Harris (1954)

'You shall know a word by the company it keeps.'

–Firth (1957, p.11)

This means that the semantic content of a given word is related to other words occurring in similar contexts. Furthermore, Harris (1954) claims that the strength of this relation is proportional to the similarity between two words, such that if two words w_1 and w_2 are more similar in meaning than w_1 and w_3 , then the relative distribution of the first pair will be more similar than that of the second pair. One way of implementing this type of distributional semantics is to count word co-occurrences in a large corpus. Let us now assign the two remaining indices in the five-dimensional representation used above to the words *pet* and *water*, such that

$$\begin{aligned}\vec{x}_{pet} &= [1, 0, 0, 0, 0], \\ \vec{x}_{water} &= [0, 0, 0, 1, 0].\end{aligned}\tag{3.5}$$

These five vectors can then be used to generate new distributional vectors, \vec{y} , by representing each word by the sum of the vectors \vec{x} of the words with which it co-occurs. If *cat* and *dog* frequently co-occur with each other, and with *pet*, whereas *coastal* mainly co-occurs with *water*, the resulting representations may be similar to

$$\begin{aligned}
 \vec{y}_{cat} &= [25, 0, 20, 0, 10], \\
 \vec{y}_{dog} &= [30, 0, 10, 0, 20], \\
 \vec{y}_{coastal} &= [0, 10, 0, 100, 0].
 \end{aligned}
 \tag{3.6}$$

In this representation, *cat* and *dog* are more similar to one another than they are to *coastal*, which is exactly what we want. A visualisation of such a word space is given in Figure 3.2.

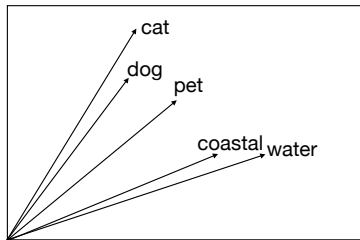


Figure 3.2: An example of a word space.

The type of word representation discussed up until now is also known as a *count*-based representation, as opposed to a *prediction*-based representation (Baroni et al., 2014).⁹ Whereas a count-based representation can be seen as counting the words in a given context, a prediction-based representation can be made by attempting to predict that context. Doing this with a neural network, the error obtained when attempting to make such predictions is used to update the representations, until a low error is obtained (see Chapter 2 for details on neural networks). With the entry of the deep learning tsunami on the NLP scene (Manning, 2015), this type of dense word representations has become increasingly popular. The availability of tools implementing such algorithms, such as *word2vec*, undoubtedly helped push the popularity of this approach further. This trend

⁹Whereas Baroni et al. (2014) suggest that prediction-based methods outperform count-based ones, Levy and Goldberg (2014b) show that the underlying differences between the approaches are small.

was introduced by Collobert and Weston (2008), Turian et al. (2010), and Collobert et al. (2011), and was further spearheaded by papers such as Mikolov et al. (2013c), which showed that a simple neural model would encapsulate linguistic regularities in its embedded vector space. The now infamous example of this property is shown in a figure in Mikolov et al. (2013c), replicated in Figure 3.3, where the following relation holds

$$\vec{\text{king}} + \vec{\text{woman}} - \vec{\text{man}} = \vec{\text{queen}}. \quad (3.7)$$

In other words, the distance between *man* and *woman* is similar to that between *king* and *queen*, so adding this difference to the vector of *king* results in a vector close to *queen*.

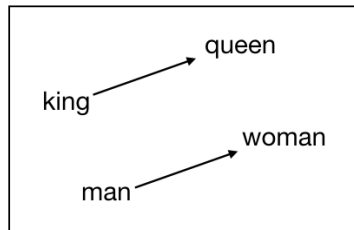


Figure 3.3: A word space in which adding the difference between *woman* and *man* to *king* results in *queen*.

In a prediction-based approach, the terminology used is that a word is *embedded* into n -dimensional space. Typically, this dimensionality is much lower (e.g. around 100) than what is generally used in count-based approaches (e.g. around 1000). In the case of neural networks, these embeddings can be trained together with the rest of the network. This results in a matrix of word vectors in which words with similar properties (under the task at hand) are close to one another.

Distributional vs. Distributed representations

An useful distinction to make is that of *distributed* vs. *distributional* representations. A distributional word representation is based on a co-occurrence matrix, taking advantage of the distributional hypothesis. Similarities between the resulting distributional word representations thus represent the extent to which they co-occur, and therefore also their semantic similarity. A distributed representation, on the other hand, is simply one that is continuous. That is to say, a word is represented by a dense, real-valued, and usually low-dimensional vector. Such representations are generally known as word embeddings, with each dimension representing some latent feature of the word at hand. One way to remember this is that such representations are *distributed* across some n -dimensional space. The first representations we saw were therefore distributional, but not distributed (Turian et al., 2010). The word embeddings, on the other hand, can be said to be both.

Bilingual and Multilingual Word Representations

Going from monolingual to bilingual word representations has been the subject of much attention in recent years. One of the first approaches to bilingual word representations was shown by Klementiev et al. (2012), followed by work such as Wolf et al. (2014), and Coulmance et al. (2015). Parallel to approaches which aim at making good multilingual embeddings, are attempts at producing better monolingual embeddings by exploiting bilingual contexts, as in Guo et al. (2014), Šuster et al. (2016), and Šuster (2016).

In essence, the approaches to building such representations can be divided up into several categories. Cross-lingual mapping can be done by first learning monolingual embeddings for separate languages, and then using a bilingual lexicon to map representations from one space to the other (Mikolov et al., 2013b). Another ap-

proach is to mix contexts from different languages, and training pre-existing systems, such as word2vec, on this mixed data (Gouws and Søggaard, 2015). The approach under consideration in this thesis is based on exploiting parallel texts, by jointly optimising a loss function when predicting multilingual contexts (Guo et al., 2016).

The true power of multilinguality is not unlocked until we can consider an arbitrary number of languages at a time. Whereas bilingual word representations only encode two languages, a multilingual word space contains representations from several languages in the same space. As before, we here also have the property that words with similar meanings are close to one another irrespective of the language (see Figure 3.4).

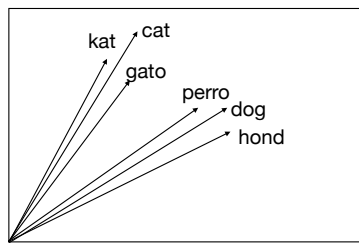


Figure 3.4: An example of a multilingual word space.

One such is the multilingual skip-gram model, as outlined by Guo et al. (2016).¹⁰ As a variant of this model is used in Part III and Part IV, we will now cover this in more detail.

¹⁰The skip-gram method to create word embeddings, in which a neural network attempts to predict the context of a word, is not to be confused with skip-grams in the sense of n -grams which are not necessarily consecutive. In the second sense, we can define a k -skip- n -gram as a sequence of length n , in which words occur at distance k from each other. In this thesis, only the first sense is of importance.

Multilingual Skip-gram

The skip-gram model has become one of the most popular manners of learning word representations in NLP (Mikolov et al., 2013a). This is in part owed to its speed and simplicity, as well as the performance gains observed when incorporating the resulting word embeddings into almost any NLP system. The model takes a word w as its input, and predicts the surrounding context c . Formally, the probability distribution of c given w is defined as

$$p(c|w; \theta) = \frac{\exp(\vec{c}^T \vec{w})}{\sum_{c \in V} \exp(\vec{c}^T \vec{w})}, \quad (3.8)$$

where V is the vocabulary, and θ the parameters of word embeddings (\vec{w}) and context embeddings (\vec{c}). The parameters of this model can then be learned by maximising the log-likelihood over (w, c) pairs in the corpus C ,

$$J(\theta) = \sum_{(w,c) \in D} \log p(c|w; \theta). \quad (3.9)$$

Guo et al. (2016) provide a multilingual extension for the skip-gram model, by requiring the model to not only learn to predict English contexts, but also multilingual ones. This can be seen as a simple adaptation of Firth (1957, p.11), i.e., you shall know a word by the *multilingual* company it keeps. Hence, the vectors for, e.g., *dog* and *perro* ought to be close to each other in such a model. This assumes access to multilingual parallel data, as word alignments are used in order to determine which words comprise the multilingual context of a word.

Formally, the learning objective in multilingual skip-gram is de-

defined in Guo et al. (2016) as

$$\begin{aligned}
 J &= \alpha \sum_{l \in L} J_{mono_l} + \beta \sum_{l \in L, \{EN\}} J_{bi_l, EN} \\
 J_{mono_l} &= \sum_{(w,c) \in D_{l \leftrightarrow l}} \log p(c|w; \theta) \\
 J_{bi_l, EN} &= \sum_{(w,c) \in D_{l \leftrightarrow EN}} \log p(c|w; \theta),
 \end{aligned} \tag{3.10}$$

where L denotes the set of all languages, and α and β are weight parameters for the monolingual and bilingual contexts, respectively. In our work, however, we do not rely on always using English as a pivot, and rather use all bilingual pairings to generate contexts. In other words, we also predict the French context based on the Spanish word, and vice versa, rather than only predicting from or to English. This is visualised in Figure 3.5, in which the dashed lines indicate the additional predictions made using the loss described here, and used in Bjerva and Östling (2017a).

Formally, the joint objective function used here is defined as

$$\begin{aligned}
 J &= \alpha \sum_{l \in L} J_{mono_l} + \beta \sum_{l_1 \in L} \sum_{l_2 \neq l_1 \in L} J_{bi_{l_1}, bi_{l_2}} \\
 J_{mono_l} &= \sum_{(w,c) \in D_{l \leftrightarrow l}} \log p(c|w; \theta) \\
 J_{bi_{l_1}, bi_{l_2}} &= \sum_{(w,c) \in D_{l_1 \leftrightarrow l_2}} \log p(c|w; \theta).
 \end{aligned} \tag{3.11}$$

3.3 Outlook

In the first part of this chapter, we considered multitask learning, which is the focus of Part II of this thesis. We will first see a case study, in which a MTL paradigm is shown to improve performance on two sequence labelling tasks. Then we turn to a more theoretical investigation into why this is the case.

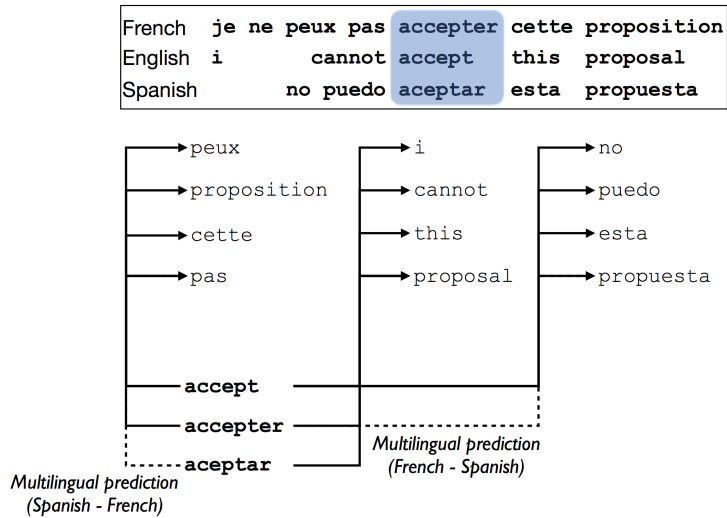
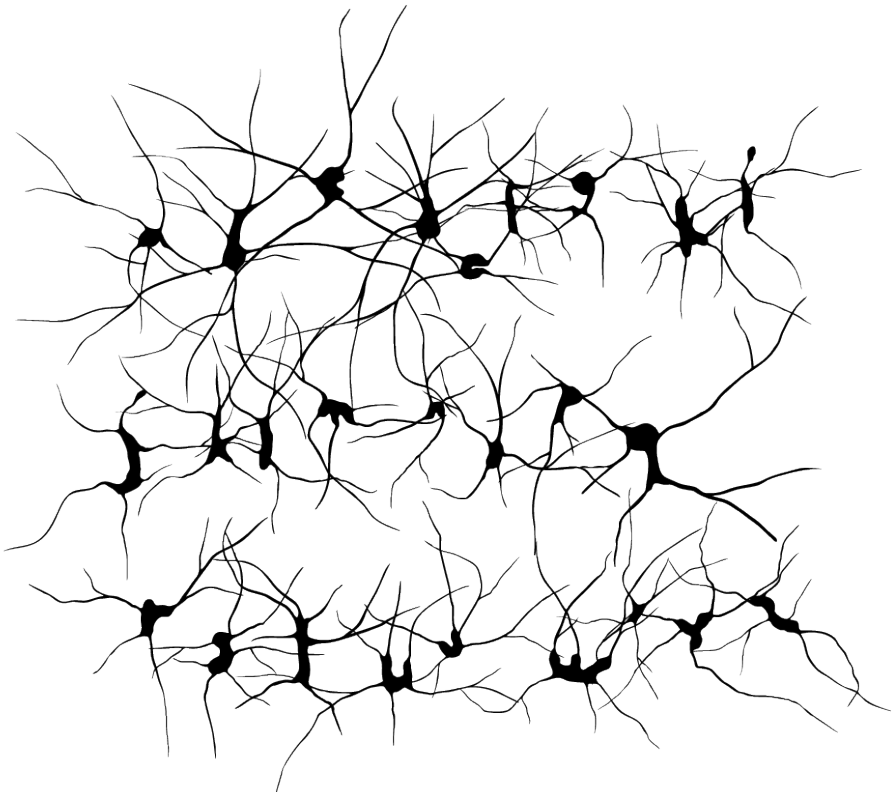


Figure 3.5: Multilingual skip-gram utilising multilingual contexts. Dashed lines indicate the additions of our loss function, i.e., predictions between every language pair.

Following this, Part III also begins with a case study on multilinguality in a single NLP task. The subsequent chapter then includes an empirical study of multilinguality in several tasks, and looks at change in performance when multilinguality is employed.

PART II

Multitask Learning



CHAPTER 4

*Multitask Semantic Tagging with Residual Networks

Abstract | In this chapter, a semantic tag set is presented, which is tailored for multilingual semantic parsing. As a first step towards exploring multitask learning, we will look at the effects of jointly learning this task, together with POS tagging, compared to learning the two tasks separately. Furthermore, we will see a deep neural network tagger, which is the first tagger to use deep residual networks (ResNets). The tagger uses both word and character representations, and includes a novel residual bypass architecture. We evaluate the tagger separately on the semantic tagging task, on POS tagging, and in the multitask learning setting. In the multitask setting, the tagger significantly outperforms prior results on English Universal Dependencies POS tagging reaching 95.71% accuracy on UD v1.2 and 95.67% accuracy on UD v1.3.

*Chapter adapted from: **Bjerva, J.**, Plank, B., and Bos, J. (2016). Semantic tagging with deep residual networks. In Proceedings of COLING 2016, the 26th International Conference on Computational Linguistics: Technical Papers, pages 3531–3541. The COLING 2016 Organizing Committee

4.1 Introduction

A key issue in computational semantics is the transferability of semantic information across languages. Many semantic parsing systems depend on sources of information such as POS tags (Pradhan et al., 2004; Copestake et al., 2005; Bos, 2008; Butler, 2010; Berant and Liang, 2014). However, these tags are often customised for the language at hand (Marcus et al., 1993) or massively abstracted, such as the Universal Dependencies tagset (Nivre et al., 2017, 2016a). Furthermore, POS tags are syntactically oriented, and therefore often contain both irrelevant and insufficient information for semantic analysis and deeper semantic processing. This means that, although POS tags are highly useful for many downstream tasks, they are unsuitable both for semantic parsing in general, and for tasks such as recognising textual entailment.

We present a novel set of semantic labels tailored for the purpose of multilingual semantic parsing. This tagset (i) abstracts over POS and named entity types; (ii) fills gaps in semantic modelling by adding new categories (for instance for phenomena like negation, modality, and quantification); and (iii) generalises over specific languages (see Section 4.2). We introduce and motivate this new task in this chapter, and refer to it as *semantic tagging*. Our experiments aim to answer the following two research questions, in order to answer **RQ 1**:

RQ 1a Can we use recent neural network architectures to implement a state-of-the-art neural sequence tagger, which can easily be expanded for multitask learning?

RQ 1b Semantic tagging is essential for deep semantic parsing, but can we find evidence that semtags are effective also for other NLP tasks, in a multitask learning setting?

We will first look at the semantic tag set, before going into the details of the neural network architecture used, and exploring these research questions.

4.2 Semantic Tagging

Semantic tagging, or *semtagging*, is the task of assigning semantic class categories to the smallest meaningful units in a sentence. In the context of this chapter these units can be morphemes, words, punctuation, or multi-word expressions. These tags are designed so as to facilitate semantic analysis and parsing in cross-linguistic settings, and to be as language neutral as possible, so as to be applicable to several languages (Abzianidze et al., 2017). The tag set is motivated by the observation that linguistic information traditionally obtained for deep processing is insufficient for fine-grained lexical semantic analysis. The widely used Penn Treebank (PTB) Part-of-Speech tagset (Marcus et al., 1993) does not make the necessary semantic distinctions, in addition to containing redundant information for semantic processing.

In particular, there are significant differences in meaning between the determiners *every* (universal quantification), *no* (negation), and *some* (existential quantification), but they all receive the DT (determiner) POS label in PTB. Since determiners form a closed class, one could enumerate all word forms for each class. Indeed some recent implementations of semantic parsing follow this strategy (Bos, 2008; Butler, 2010). This might work for a single language, but it falls short when considering a multilingual setting. Furthermore, determiners like *any* can have several interpretations and need to be disambiguated in context.

In addition to this, consider the following examples of redundant information of some POS tagsets, when considering semantic analysis. For instance, the tagset used in the PTB includes a distinction between VBP (present simple) and VBZ (present simple third person).

In the context of semantic analysis, this type of distinction is not necessary.

Semantic tagging does not only apply to determiners, but reaches all parts of speech. Other examples where semantic classes disambiguate are reflexive versus emphasising pronouns (both POS-tagged as PRP, personal pronoun); the comma, that could be a conjunction, disjunction, or apposition; intersective vs. subsective and privative adjectives (all POS-tagged as JJ, adjective); proximal vs. medial and distal demonstratives (see Example 2.1); subordinate vs. coordinate discourse relations; role nouns vs. entity nouns. ROL is used to separate roles from concepts, which is crucial in order to get accurate semantic behaviour (Abzianidze et al., 2017).

The set of semantic tags that we use in this chapter is established in a data-driven manner, considering four languages in a parallel corpus (English, German, Dutch and Italian). This first inventory of classes comprises 13 coarse-grained tags and 73 fine-grained tags (see Table 4.1).² As can be seen from this table and the examples given below, the tagset also includes named entity classes.

(4.1) *We must draw attention to the distribution of this form in those dialects .*
 PRO NEC EXS CON REL DEF CON AND PRX
 CON REL DST CON NIL

(4.2) *Ukraine 's glory has not yet perished , neither her freedom .*
 GPE HAS CON ENT NOT IST EXT NIL NOT
 HAS CON NIL

In Example 2.1,³ both *this* and *those* would be tagged as DT. However,

²Experiments in this chapter are based on the tag inventory as detailed in this chapter. This is based on version 0.3 of the semantic tags used in the PMB in June 2016, and has since been revised.

³PMB 01/3421, Original source: Tatoeba

with our semantic tagset, they are disambiguated as PRX (proximal) and DST (distal). In Example 2.2,⁴ *Ukraine* is tagged as GPE rather than NNP.

Annotated data

We use two semtag datasets. The Groningen Meaning Bank (GMB) corpus of English texts (1.4 million words) containing silver standard semantic tags obtained by running a simple rule-based semantic tagger (Bos et al., 2017). This tagger uses POS and named entity tags available in the GMB (automatically obtained with the C&C tools (Curran et al., 2007) and then manually corrected), as well as a set of manually crafted rules to output semantic tags. Some tags related to specific phenomena were hand-corrected in a second stage.

Our second dataset, the PMB, is smaller but equipped with gold standard semantic tags and used for testing (Abzianidze et al., 2017). It comprises a selection of 400 sentences of the English part of a parallel corpus. It has no overlap with the GMB corpus. For this dataset, we used the Elephant tokeniser, which performs word, multi-word and sentence segmentation (Evang et al., 2013). We then used the simple rule-based semantic tagger described above to get an initial set of tags. These tags were then corrected by a human annotator.

In order to enable the multitask learning setting, we look at the POS annotation in the English portion of the Universal Dependencies dataset, version 1.2 and 1.3 (Nivre et al., 2016a). An overview of the data used is shown in Table 4.2. We use the official training, development, and test splits on the UD data. For the semantic silver standard data set we split the data into 70% for training, 10% for development, and 20% for testing. We do not use any gold semantic tagging data for training or development, reserving the entire set for testing.

⁴PMB 05/0936, Original source: Tatoeba

Table 4.1: Semantic tags used in this chapter.

ANA	PRO	pronoun	MOD	NOT	negation	
	DEF	definite		NEC	necessity	
	HAS	possessive		POS	possibility	
	REF	reflexive	ENT	CON	concept	
	EMP	emphasizing		ROL	role	
ACT	GRE	greeting	NAM	GPE	geo-political ent.	
	ITJ	interjection		PER	person	
	HES	hesitation		LOC	location	
	QUE	interrogative		ORG	organisation	
ATT	QUA	quantity		ART	artifact	
	UOM	measurement		NAT	natural obj./phen.	
	IST	intersective		HAP	happening	
	REL	relation		URL	url	
	RLI	rel. inv. scope		EVE	EXS	untensed simple
	SST	subsective			ENS	present simple
	INT	intensifier	EPS		past simple	
SCO	score	EFS	future simple			
LOG	ALT	alternative	EXG	untensed prog.		
	EXC	exclusive	ENG	present prog.		
	NIL	empty	EPG	past prog.		
	DIS	disjunct./exist.	EFG	future prog.		
	IMP	implication	EXT	untensed perfect		
	AND	conjunct./univ.	ENT	present perfect		
COM	BUT	contrast	EPT	past perfect		
	EQA	equative	EFT	future perfect		
	MOR	comparative pos.	ETG	perfect prog.		
	LES	comparative neg.	ETV	perfect passive		
	TOP	pos. superlative	EXV	passive		
	BOT	neg. superlative	TNS	NOW	present tense	
ORD	ordinal	PST		past tense		
DEM	PRX	proximal		FUT	future tense	
	MED	medial	TIM	DOM	day of month	
	DST	distal		YOC	year of century	
DIS	SUB	subordinate		DOW	day of week	
	COO	coordinate		MOY	month of year	
	APP	appositional		DEC	decade	
			CLO	clocktime		

Table 4.2: Overview of the semantic tagging data (ST Silver from the GMB, ST Gold from the PMB) and the Universal Dependencies data (UD), as of November 2016.

CORPUS	TRAIN (SENTS/TOKS)	DEV (SENTS/TOKS)	TEST (SENTS/TOKS)	TAGS
ST Silver	42,599 / 930,201	6,084 / 131,337	12,168 / 263,516	66
ST Gold	n/a	n/a	356 / 1,718	66
UD	12,543 / 204,586	2,002 / 25,148	2,077 / 25,096	17

4.3 Method

To address **RQ 1a**, we will look at convolutional neural networks (CNNs) and recurrent neural networks (RNNs), which are both highly prominent approaches in the recent natural language processing (NLP) literature (see Chapter 2). A recent development is the emergence of deep residual networks (ResNets), a building block for CNNs (see Section 2.6). In short, ResNets consist of several stacked residual units, which can be thought of as a collection of convolutional layers coupled with a shortcut which aids the propagation of the signal in a neural network. This allows for the construction of much deeper networks, since keeping a relatively clean information path in the network facilitates optimisation (He et al., 2016). ResNets have recently shown state-of-the-art performance for image classification tasks (He et al., 2015a, 2016), and have also seen some recent use in NLP (Östling, 2016; Conneau et al., 2016; Bjerva, 2016; Wu et al., 2016). However, no previous work has attempted to apply ResNets to NLP tagging tasks.

Our tagger is a hierarchical deep neural network consisting of a bidirectional Gated Recurrent Unit (GRU) network at the upper level,

and a CNN or a ResNet at the lower level, including an optional novel residual bypass function (cf. Figure 4.1). Bi-directional GRUs and LSTMs have been shown to yield high performance on several NLP tasks, such as POS tagging, named entity tagging, and chunking (Wang et al., 2015; Yang et al., 2016; Plank et al., 2016). We build on previous approaches by combining bi-GRUs with character representations from a basic CNN and ResNets.

4.3.1 Inception model

Due to the success of GoogLeNet on the ImageNet 2014 challenge, we experiment with a variant of their model codenamed *Inception* (Szegedy et al., 2015). The *Inception* model applies convolutions of different sizes (e.g. 1×1 , 3×3 , 5×5) in parallel to the output of the previous layer. In the system used by Szegedy et al. (2015), several such modules are stacked, forming a network of 22 layers. The intuition behind building a deep network with modules using varying convolutional patch sizes, is that the features learned by each layer are expected to be both more abstract and less spatially concentrated. Thus, in the lower layers of the model, the smaller patches are expected to capture most of the correlation statistics of the previous layer, whereas in deeper layers the larger patches are expected to do this (cf. Arora et al. (2014)). Adding a large amount of convolutions naïvely would explode the amount of parameters to be optimised. Hence, 1×1 convolutions are added before the expensive larger convolutions. This addition can be thought of as a dimensionality reduction and information compression step, analogous to the success of word embeddings (Szegedy et al., 2015).

We apply *Inception* modules directly following the layer containing embedded character representations, and pass this information through to the bi-GRU. Our main modification on the original *Inception* module is that we apply it in a sequence-to-sequence prediction task.

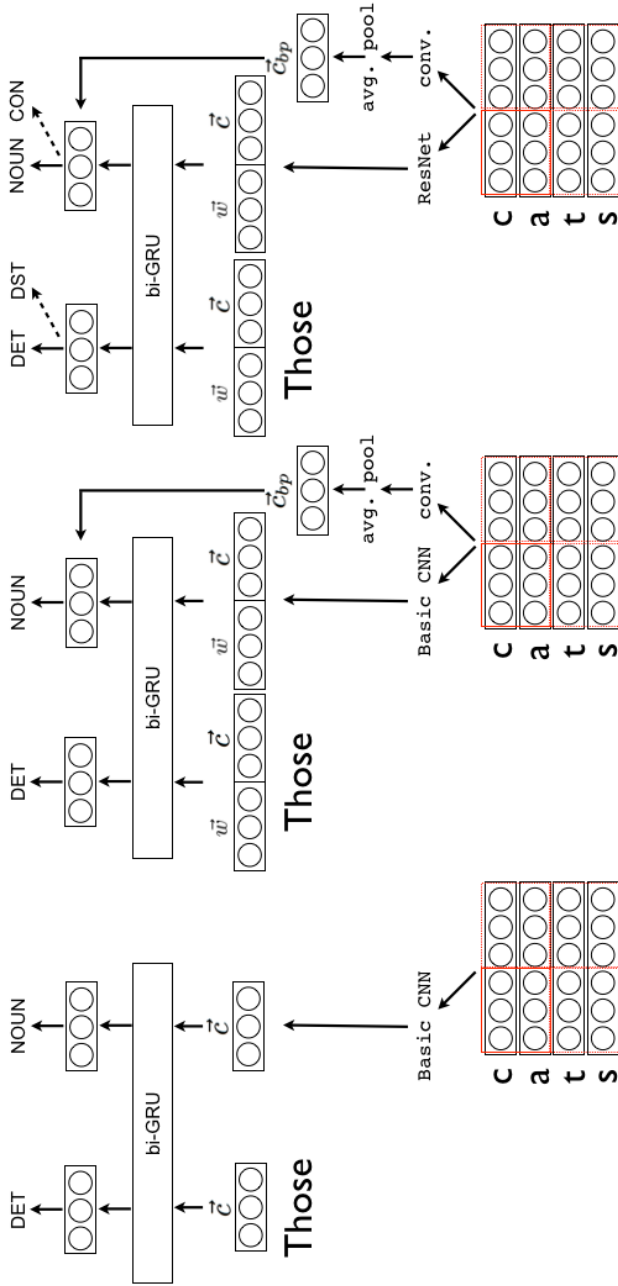


Figure 4.1: Model architecture. Left: Architecture with basic CNN char representations (\vec{c}), Middle: basic CNN with char and word representations and bypass ($\vec{c}_{bp} \wedge \vec{w}$), Right: ResNet with an auxiliary task and residual bypass (+AUX_{bp}).

4.3.2 Deep Residual Networks

We use Deep Residual Networks (ResNets), as introduced in Section 2.6. ResNets have recently been found to yield impressive performance in image recognition tasks, with networks as deep as 1001 layers (He et al., 2015a, 2016), and are thus an interesting and effective alternative to simply stacking layers. In this chapter we use the *asymmetric* variant of ResNets similarly to what is described in Equation 9 in He et al. (2016), namely

$$z_{l+1} = z_l + F(\sigma(z_l)), \quad (4.3)$$

where z_l is the pre-activation of the l th layer, $\sigma(z_l) = \alpha_l$, F is a convolutional function. In other words, we add the pre-activation output of layer l to the output of a convolutional block over the same output, and set this to be the pre-activation of the following layer. This effectively gives the network a shortcut to the previous layer, which is useful when propagating errors backwards through the network.

In NLP, ResNets have been recently applied to morphological reinflection (Östling, 2016), native language identification (Bjerva et al., 2017; Kulmizev et al., 2017), sentiment analysis and text categorisation (Conneau et al., 2016), as well as machine translation (Wu et al., 2016). Our work is the first to apply ResNets to NLP sequence tagging tasks. We further contribute to the literature on ResNets by introducing a residual bypass function. The intuition is to combine both deep and shallow processing, which opens a path of easy signal propagation between lower and higher layers in the network.

4.3.3 Modelling character information and residual bypass

Using sub-token representations instead of, or in combination with, word-level representations has recently obtained a lot of attention due to their effectiveness (Sutskever et al., 2011; Chrupała, 2013; Zhang et al., 2015b; Chung et al., 2016; Gillick et al., 2015). There is much to

be said for approaching NLP using sub-token information. Doing so allows for much more compact models, since it is no longer necessary to learn weights associated with a large vocabulary, as when using word embeddings. Additionally, not relying on the linguistic artefact of white-space delimited text, opens up for learning whatever internal structure is the most appropriate for the task at hand (Gillick et al., 2015). Sub-token information can be seen as both a potential replacement for token information, or simply as a supplement, which is the approach we take in this chapter.

The use of sub-token representations can be approached in several ways. Plank et al. (2016) and Yang et al. (2016) use a hierarchical bi-directional RNN, first passing over characters in order to create word-level representations. Gillick et al. (2015) similarly apply an LSTM-based model using byte-level information directly. CNNs are used by dos Santos and Zadrozny (2014), who construct character-based word-level representations by running a CNN over the character representations of each word. All of these approaches have in common that the character-based representation is passed through the entire remainder of the network. Our work is the first to combine the use of character-level representations with both deep processing (i.e., passing this representation through the network) and shallow processing (i.e., bypassing the network in our residual bypass function). We achieve this by applying our novel residual bypass function to our character representations, inspired by the success of ResNets (depicted in Figure 4.1). In particular, we first apply the bypass to a CNN-based model achieving large gains over a plain CNN, and later evaluate its effectiveness in a ResNet. The bypass function allows both lower-level and higher-level features to be taken directly into account in the final layers of the network. The intuition behind using such a global residual function in NLP is that character information primarily ought to be of importance for the prediction of the current word. Hence, allowing these representations to bypass our bi-GRU

might be beneficial. This residual bypass function is not dependent on the usage of ResNets, and can be combined with other NN architectures as in our experiments. We define the penultimate layer, α_{n-1} , of a network with n layers, using a residual bypass, as

$$\alpha_{n-1} = \sigma(z_{n-1}) + \alpha_c, \quad (4.4)$$

where σ is some activation function, z_{n-1} is the pre-activation of layer $n - 1$, and α_c is the activation of the character-level CNN, in the case of our experiments.

4.3.4 System description

The core of our architecture consists of a bi-GRU taking an input based on words and/or characters, with an optional residual bypass as defined in subsection 4.3.3. We experiment with a basic CNN, ResNets, a variant of the *Inception* model (Szegedy et al., 2015), and our novel residual bypass function. Our system is implemented in Keras using the Tensorflow backend (Chollet, 2015; Abadi et al., 2016).⁵

We represent each sentence using both a character-based representation (S_c) and a word-based representation (S_w). The character-based representation is a 3-dimensional matrix $\mathbb{S}_c^{s \times w \times d_c}$, where s is the zero-padded sentence length, w is the zero-padded word length, and d_c is the dimensionality of the character embeddings. The word-based representation is a 2-dimensional matrix $\mathbb{S}_w^{s \times d_w}$, where s is the zero-padded sentence length and d_w is the dimensionality of the word embeddings. We use the English Polyglot embeddings (Al-Rfou et al., 2013) in order to initialise the word embedding layer, but also experiment with randomly initialised word embeddings.

Word embeddings are passed directly into a two-layer bi-GRU (Chung et al., 2014). We also experimented using a bi-LSTM. However, we found GRUs to yield comparatively better validation data performance

⁵System code available at <https://github.com/bjerva/semantic-tagging>.

on semtags. We also observe better validation data performance when running two consecutive forward and backward passes before concatenating the GRU layers, rather than concatenating after each forward/backward pass as is commonplace in NLP literature.

We use CNNs for character-level modelling. Our basic CNN is inspired by dos Santos and Zadrozny (2014), who use character representations to produce local features around each character of a word, and combine these with a maximum pooling operation in order to create fixed-size character-level word embeddings. The convolutions used in this manner cover a few neighbouring letters at a time, as well as the entire character vector dimension (d_c). In contrast to dos Santos and Zadrozny (2014), we treat a word analogously to an image. That is to say, we see a word of n characters embedded in a space with dimensionality d_c as an image of dimensionality $n \times d_c$. This view gives us additional freedom in terms of sizes of convolutional patches used, which offers more computational flexibility than using only, e.g., $4 \times d_c$ convolutions. This view is applied to all CNN variations explored in this work.

To answer **RQ1b**, we investigate the effect of using semantic tags as an auxiliary task for POS tagging, in a multitask learning paradigm (see Chapter 3). Since POS tags are useful for many NLP tasks, it follows that semantic tags must be useful if they can improve POS tagging. A neural network is trained with respect to a given loss function, such as the cross-entropy between the predicted tag probability distribution and the target probability distribution. Recent work has shown that the addition of an auxiliary loss function can be beneficial to several tasks. For instance, Cheng et al. (2015) use this paradigm for language modelling, by predicting the next token while also predicting whether the sentence at hand contains a name. Plank et al. (2016) use the log frequency of the current token as an auxiliary task, and find this to improve POS tagging accuracy. Since our semantic tagging task is based on predicting fine semtags, which

can be mapped to coarse semtags, we add the prediction of these coarse semtags as an auxiliary task for the semtagging experiments. Similarly, we also experiment with POS tagging, where we use the fine semtags as an auxiliary information.

Hyperparameters

All hyperparameters are tuned with respect to loss on the semtag validation set. We use rectified linear units (ReLUs) for all activation functions (Nair and Hinton, 2010), and apply dropout with $p = 0.1$ to both input weights and recurrent weights in the bi-GRU (Srivastava et al., 2014). In the CNNs, we apply batch normalisation (Ioffe and Szegedy, 2015) followed by dropout with $p = 0.5$ after each layer. In our basic CNN, we apply a 4×8 convolution, followed by 2×2 maximum pooling, followed by 4×4 convolution and another 2×2 maximum pooling. Our ResNet has the same setup, with the addition of a residual connection. We also experimented with using average pooling instead of maximum pooling, but this yielded lower validation data performance on the semantic tagging task. We set both d_c and d_w to 64. All GRU layers have 100 hidden units. All experiments were run with early stopping monitoring validation set loss, using a maximum of 50 epochs. We use a batch size of 500. Optimisation is done using the ADAM algorithm (Kingma and Ba, 2014), with the categorical cross-entropy loss function as training objective. The main and auxiliary loss functions have a weighting parameter, λ . In our experiments, we weight the auxiliary task with $\lambda = 0.1$, as set on the semtag auxiliary task, and a weighting of $\lambda = 1.0$ for the main task.

Multi-word expressions (MWEs) are especially prominent in the semtag data, where they are annotated as single tokens. Pre-trained word embeddings are unlikely to include entries such as ‘International Organization for Migration’, so we apply a simple heuristic in order to avoid treating most MWEs as unknown words. That is to say, the representation of a MWE is set to the sum of the individual

embeddings of each constituent word, such that

$$\overrightarrow{mwe} = \sum_{w \in mwe} \vec{w}, \quad (4.5)$$

where mwe is the MWE at hand, $w \in mwe$ is every word in this mwe, and \vec{w} is the embedded vector representation of that word.

4.4 Evaluation

We evaluate our tagger on two tasks: semantic tagging and POS tagging. Note that the tagger is developed solely on the semantic tagging task, using the GMB silver training and validation data. Hence, no further fine-tuning of hyperparameters for the POS tagging task is performed. We calculate significance using bootstrap resampling (Efron and Tibshirani, 1994). The following independent variables are manipulated in our experiments:

1. character and word representations (\vec{w}, \vec{c});
2. residual bypass for character representations (\vec{c}_{bp});
3. convolutional representations (Basic CNN and ResNets);
4. auxiliary tasks (using coarse semtags on ST and fine semtags on UD).

We compare our results to four baselines:

1. the most frequent baseline per word (MFC), where we assign the most frequent tag for a word in the training data to that word in the test data, and unseen words get the global majority tag;
2. the trigram statistic based TNT tagger which offers a slightly tougher baseline (Brants, 2000);

3. the BI-LSTM baseline, running the off-the-shelf state-of-the-art POS tagger for the UD dataset (Plank et al., 2016) (using default parameters with pre-trained Polyglot embeddings);
4. we also use a baseline consisting of running our own system with only a BI-GRU using word representations (\vec{w}), with pre-trained Polyglot embeddings.

4.4.1 Experiments on semantic tagging

We evaluate our system on two semantic tagging (ST) datasets: our silver semtag dataset and our gold semtag dataset. For the +AUX condition we use coarse semtags as an auxiliary task. Results from these experiments are shown in Table 4.3.

4.4.2 Experiments on Part-of-Speech tagging

We evaluate our system on v1.2 and v1.3 of the English part of the Universal Dependencies (UD) data. We report results for POS tagging alone, comparing to commonly used baselines and prior work using LSTMs, as well as using the fine-grained semantic tags as auxiliary information. For the +AUX condition, we train a single joint model using a multi-task objective, with POS and ST as our two tasks. This model is trained on the concatenation of the ST silver data with the UD data, updating the loss of the respective task of an instance in each iteration. Hence, the weights leading to the UD output layer are not updated on the ST silver portion of the data, and vice-versa for the ST output layer on the UD portion of the data. Results from these experiments are shown in Table 4.3.

4.4.3 The Inception architecture

For comparison with the ResNet, we evaluate the *Inception* architecture on ST Silver data, and UD v1.2 and v1.3 (see Table 4.4).

Table 4.3: Experiment results on semtag (ST) and Universal Dependencies (UD) test sets (% accuracy). MFC indicates the per-word most frequent class baseline, TNT indicates the TNT tagger, and BI-LSTM indicates the system by Plank et al. (2016). BI-GRU indicates the \vec{w} only baseline. \vec{w} indicates usage of word representations, \vec{c} indicates usage of character representations, and \vec{c}_{bp} indicates usage of residual bypass of character representations. The +AUX column indicates the usage of an auxiliary task.

		ST Silver	ST Gold	UD v1.2	UD v1.3
BASELINES	MFC	84.64	77.39	85.06	85.07
	TNT	92.09	80.73	92.66	92.69
	BI-LSTM	94.98	82.96	95.17	95.04
	BI-GRU	94.26	80.26	94.39	94.32
BASIC CNN	\vec{c}	91.39	69.21	77.63	77.51
	\vec{c}_{bp}	90.18	65.77	83.53	82.89
	$\vec{c}_{bp} \wedge \vec{w}$	94.63	76.83	94.68	94.89
	+AUX _{bp}	94.53	80.73	95.19	95.34
RESNET	\vec{c}	94.39	76.89	92.65	92.63
	$\vec{c} \wedge \vec{w}$	95.14	83.64	94.92	94.88
	+AUX	94.23	74.84	95.71	95.67
	\vec{c}_{bp}	94.23	75.84	92.45	92.86
	$\vec{c}_{bp} \wedge \vec{w}$	95.15	82.18	94.73	94.69
	+AUX _{bp}	94.58	73.73	95.51	95.57

Table 4.4: Results when using the *Inception* architecture on ST and UD data. \vec{w} indicates usage of word representations, \vec{c} indicates usage of character representations, and \vec{c}_{bp} indicates usage of residual bypass of character representations.

	\vec{c}	\vec{c}_{bp}	$\vec{c}_{bp} \wedge \vec{w}$	ResNet
ST Silver	94.40	93.32	94.64	95.15
UD v1.2	90.82	89.78	95.07	94.73
UD v1.3	91.12	89.55	94.90	94.69

4.4.4 Effect of pre-trained embeddings

In our main experiments, we initialise the word embedding layer with pre-trained polyglot embeddings. We compare this with randomly initialising this layer from a uniform distribution over the interval $[-0.05, 0.05)$, without any pre-training. Results from these experiments are shown in Table 4.5.

Table 4.5: Results under the $\vec{c}_{bp} \wedge \vec{w}$ and $\vec{c}_{bp} \wedge \vec{w} + \text{AUX}$ conditions, on ST and UD data, using randomly initialised word embeddings. Change in accuracy is indicated in brackets.

	$\vec{c}_{bp} \wedge \vec{w}$	+AUX
ST Silver	95.11 (-0.04)	94.57 (-0.01)
UD v1.2	91.94 (-2.79)	94.90 (-0.61)
UD v1.3	92.00 (-2.69)	94.96 (-0.61)

4.5 Discussion

4.5.1 Performance on semantic tagging

The overall best system is the ResNet combining both word and character representations $\vec{c} \wedge \vec{w}$. It outperforms all baselines, including the recently proposed RNN-based bi-LSTM. On the ST silver data, a significant difference ($p < 0.01$) is found when comparing our best system to the strongest baseline (BI-LSTM). On the ST gold data, we observe significant differences at the alpha values recommended by Søgaard et al. (2014), with $p < 0.0025$. The residual bypass effectively helps improve the performance of the basic CNN. However, the tagging accuracy of the CNN falls below baselines. In addition, the large gap between gold and silver data for the CNN shows that the CNN model is more prone to overfitting, thus favouring the use of the ResNet.

Adding the coarse-grained semtags as an auxiliary task only helps for the weaker CNN model. The ResNet does not benefit from this additional information, which is already captured in the fine-grained labels.

It is especially noteworthy that the ResNet character-only system performs remarkably well, as it outperforms the BI-GRU and TNT baselines, and is considerably better than the basic CNN. Since performance increases further when adding in \vec{w} , it is clear that the character and word representations are complimentary in nature. The high results for characters only are particularly promising for multilingual language processing, as such representations allow for much more compact models (see, e.g., Gillick et al. (2015)). This further indicates that ResNet-based character representations can almost account for the same amount of compositionality as word representations.

4.5.2 Performance on Part-of-Speech tagging

Our system was tuned solely on semtag data. This is reflected in, e.g., the fact that even though our $\vec{c} \wedge \vec{w}$ ResNet system outperforms the Plank et al. (2016) system on semtags, we are substantially outperformed on UD 1.2 and 1.3 in this setup. However, adding an auxiliary task based on our semtags markedly increases performance on POS tagging. In this setting, our tagger outperforms the BI-LSTM system, and results in new state-of-the-art results on both UD 1.2 (95.71% accuracy) and 1.3 (95.67% accuracy). The difference between the BI-LSTM system and our best system is significant at $p < 0.0025$.

The fact that the semantic tags improve POS tagging performance reflects two properties of semantic tags. Firstly, it indicates that the semantic tags carry important information which aids the prediction of POS tags. This should come as no surprise, considering the fact that the semtags abstract over and carry more information than POS tags. Secondly, it indicates that the new semantic tagset and released

dataset are useful for downstream NLP tasks. This could be done indirectly, by running a POS tagger which has been trained in a multi-task setting with semtags. Alternatively, the semtags would likely be useful features for downstream tasks. In this chapter we show this by using semtags as an auxiliary task. In future work we aim to investigate the effect of introducing the semtags directly as features into the embedded input representation.

4.5.3 Inception

The experiments using the *Inception* architecture showed that the ResNet architecture we used performs better on semantic tagging. The first of these results is in line with results in, e.g., image recognition, where ResNets are also superior to *Inception* (He et al., 2015a, 2016). On UD PoS tagging, however, results using *Inception* were marginally better. This might be explained by the fact that the ResNet architecture was rather heavily tuned on semantic tagging, whereas *Inception* was tuned to a lesser extent. Nonetheless, both architectures outperform the use of a standard relatively shallow CNN, indicating that they may indeed be more suitable for similar tasks, given similar amounts of data.

4.5.4 Residual bypass

Our novel residual bypass function outperforms corresponding models without residual bypass in some cases. Notably for POS tagging with a standard CNN, the increase in tagging accuracy is around 5%. Combining this with a ResNet does not have a large effect on tagging performance, resulting in slightly higher accuracy on UD 1.3, but lower on UD 1.2 and semtags. This indicates that, although using a residual bypass allows for the character information to propagate more easily, this is not crucial for the model to capture subtoken information and use this effectively. An interesting possibility for

future research is to investigate the use of a residual bypass on word-level representations.

4.5.5 Pre-trained embeddings

For semantic tagging, the difference with random initialisation is negligible, with pre-trained embeddings yielding an increase in about 0.04% accuracy. For POS tagging, however, using pre-trained embeddings increased accuracy by almost 3 percentage points for the ResNet.

4.6 Conclusions

In this chapter, we first introduced a semantic tagset tailored for multilingual semantic parsing. We compared tagging performance using standard CNNs and the recently emerged ResNets. For semantic tagging, ResNets are more robust and result in our best model. Combining word and ResNet-based character representations helps to outperform state-of-the-art taggers on semantic tagging, while allowing for straightforward extension to an MTL paradigm (**RQ 1a**). Since we were interested in seeing whether the new tagset could be informative for other tasks, we used semantic tagging as an auxiliary task for PoS tagging. This yielded state-of-the-art performance on the English UD 1.2 and 1.3 POS datasets, showing that semantic tags are informative for other NLP tasks (**RQ 1b**). The fact that using semantic tags aided POS tagging raises the question of in which cases it is useful to have an auxiliary tagging task (**RQ 2**), which is explored in the following chapter.

CHAPTER 5

*Information-theoretic Perspectives on Multitask Learning Effectivity

Abstract | In the previous chapter, we saw that multitask learning improved the performance on POS tagging, when using semantic tagging as an auxiliary task. In fact, multitask learning often improves system performance for various tasks in ML in general, and NLP in particular. However, the question of *when* and *why* this is the case has yet to be answered satisfactorily. Although previous work has hypothesised that this is linked to the label distributions of the auxiliary task, it can be argued that this is not sufficient. In this chapter, we will see that information-theoretic measures which consider the joint label distributions of the main and auxiliary tasks offer far more explanatory value. The findings in this chapter are empirically supported by experiments on morphosyntactic tasks on 39 languages, and by experiments on several semantic tasks for English.

* Chapter adapted from: **Bjerva, J.** (2017) Will my auxiliary tagging task help? Estimating Auxiliary Tasks Effectivity in Multi-Task Learning, in Proceedings of the 21st Nordic Conference on Computational Linguistics, NoDaLiDa, 22-24 May 2017, Gothenburg, Sweden, number 131, pages 216–220. Linköping University Electronic Press, Linköpings universitet. Best short-paper award.

5.1 Introduction

When attempting to solve a natural language processing (NLP) task, one can consider the fact that many such tasks are highly related to one another. As discussed in Chapter 3, a common way of taking advantage of this is to apply multitask learning (MTL, Caruana (1997)). MTL has been successfully applied to many linguistic sequence prediction tasks, both syntactic and semantic in nature (Collobert and Weston, 2008; Cheng et al., 2015; Søgaard and Goldberg, 2016; Bjerva et al., 2016b; Ammar et al., 2016; Plank et al., 2016; Martínez Alonso and Plank, 2017; Bingel and Søgaard, 2017). This trend is in part owed to the fact that a specific type of MTL, namely hard parameter sharing in neural networks, is relatively easy to implement and often quite effective. It is, however, unclear *when* an auxiliary task is useful, although previous work has provided some insights (Caruana, 1997; Martínez Alonso and Plank, 2017; Bingel and Søgaard, 2017). For a further overview of MTL, see Chapter 3.

Currently, considerable time and effort need to be employed in order to experimentally investigate the usefulness of any given main task / auxiliary task combination. In this chapter the aim is to alleviate this process by providing a means to empirically investigating the potential effectivity of an auxiliary task. We aim to answer the following two research questions, in order to answer **RQ 2**:

RQ 2a Which information-theoretic measures can be used to estimate auxiliary task effectivity?

RQ 2b To what extent do correlations between information-theoretic measures and auxiliary task effectivity generalise across languages and NLP tasks?

Concretely, we apply information-theoretic measures to a collection of data- and tag sets, and investigate correlations between these measures and auxiliary task effectivity. We investigate this both exper-

imentally on a collection of syntactically oriented tasks on 39 languages, as well as on several semantically oriented tasks for English. We take care to structure our experiments so as to generalise across many common real-world situations in which MTL is applied. Concretely, we apply neural multitask learning (see Chapter 5), using a bi-directional GRU (bi-GRU, see Section 2.4), as introduced in Chapter 4, using hard parameter sharing.

5.2 Information-theoretic Measures

We wish to give an information-theoretic perspective on when an auxiliary task will be useful for a given main task. For this purpose, we introduce some common information-theoretic measures which will be used throughout this work.²

5.2.1 Entropy

The **entropy** of a probability distribution, originally described in Shannon and Weaver (1949), is a measure of its unpredictability. That is to say, high entropy indicates a uniformly distributed tag set, while low entropy indicates a more skewed distribution. Formally, the entropy of a tag set can be defined as

$$H(X) = - \sum_{x \in X} p(x) \log p(x), \quad (5.1)$$

where x is a given tag in tag set X .

5.2.2 Conditional Entropy

It may be more informative to take the joint probabilities of the main and auxiliary tag sets in question into account, for instance using **conditional entropy**. This is depicted in Figure 5.1 as $H(X|Y)$ and

²See Cover and Thomas (2012) for an in-depth overview.

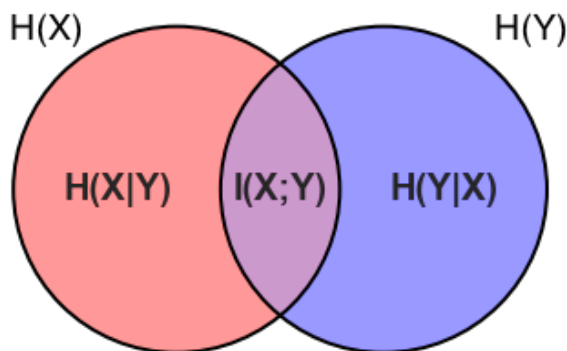


Figure 5.1: Information theory overview. The left circle denotes $H(X)$, and the right circle $H(Y)$. Blue ($H(X|Y)$) indicates the conditional entropy of X given Y , red ($H(Y|X)$) indicates the opposite, and purple ($I(X; Y)$) indicates the mutual information of X and Y .

$H(Y|X)$, with red and blue respectively. Formally, the conditional entropy of a distribution Y given the distribution X is defined as

$$H(Y|X) = \sum_{x \in X} \sum_{y \in Y} p(x, y) \log \frac{p(x)}{p(x, y)}, \quad (5.2)$$

where x and y are all variables in the given distributions, $p(x, y)$ is the joint probability of variable x cooccurring with variable y , and $p(x)$ is the probability of variable x occurring at all. That is to say, if the auxiliary tag of a word is known, this is highly informative when deciding what the main tag should be. In the case of a multitask setup, Y and X are the distributions of the main and auxiliary task tag sets respectively. The variables y and x are specific tags in these tag sets.

5.2.3 Mutual Information

The **mutual information** (MI) of two tag sets is a measure of the amount of information that is obtained of one tag set, given the other tag set. MI can be defined as

$$I(X; Y) = \sum_{x \in X} \sum_{y \in Y} p(x, y) \log \frac{p(x, y)}{p(x)p(y)}, \quad (5.3)$$

where x and y are all variables in the given distributions, $p(x, y)$ is the joint probability of variable x cooccurring with variable y , and $p(x)$ is the probability of variable x occurring at all. This is depicted in Figure 5.1 as $I(X; Y)$, in purple, which also illustrates the alternative definition of MI, namely expressed in terms of entropy and conditional entropy as

$$I(X; Y) \equiv H(X) - H(X|Y) \equiv H(Y) - H(Y|X). \quad (5.4)$$

In the figure, this is depicted as that subtracting either $H(X)$ from $H(X|Y)$ or $H(Y)$ from $H(Y|X)$ will result in $I(X; Y)$. MI describes how much information is shared between X and Y , and can therefore be considered a measure of ‘correlation’ between tag sets. Should two tag sets be completely independent from each other, then knowing Y would not give any information about X .

5.2.4 Information Theory and MTL in NLP

Entropy has in the literature been hypothesised to be related to the usefulness of an auxiliary task (Martínez Alonso and Plank, 2017). We argue that this explanation is not entirely sufficient. Take, for instance, two tag sets X and X' , applied to the same corpus and containing the same tags. Consider the case where the annotations differ in that the labels in every sentence using X' have been randomly re-ordered. Such a situation is shown in the following examples:

(5.5) *The quick brown fox jumps over the lazy dog* .
 DET ADJ ADJ NOUN VERB ADP DET ADJ NOUN PUNCT

(5.6) *The quick brown fox jumps over the lazy dog* .
 ADJ ADJ DET DET NOUN NOUN ADJ ADP VERB PUNCT

The tag distributions in X and X' do not change as a result of a re-ordering as in the examples, hence the tag set entropies will be the same.³ However, the tags in X' are now likely to have a vanishingly low correspondence with any sort of natural language signal (as in the second sentence), hence X' is highly unlikely to be a useful auxiliary task for X . Measures taking joint probabilities into account will capture this lack of correlation between X and X' . In this work we show that measures such as conditional entropy and MI are much more informative for the effectivity of an auxiliary task than entropy.

5.3 Data

For our syntactic experiments, we use the Universal Dependencies (UD) treebanks on 39 out of the 40 languages found in version 1.3 (Nivre et al., 2016a).⁴ We experiment with POS tagging as a main task, and various dependency relation classification tasks (as defined in Section 5.3.1) as auxiliary tasks. We also investigate whether our hypothesis fits with recent results in the literature, and train sequence taggers on the collection of semantically oriented tasks presented in Martínez Alonso and Plank (2017), as well as on the semantic tagging task in Bjerva et al. (2016b).

Although calculation of joint probabilities requires jointly labelled data, this issue can be bypassed without losing much accuracy. Assuming that (at least) one of the tasks under consideration can be

³Note that we look at the entropy of the marginal distribution of each tag set, as this is what has been hypothesised to be of importance in previous work.

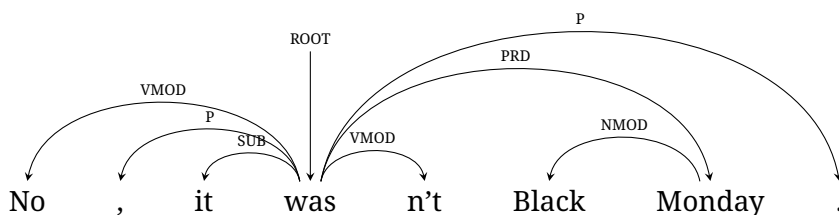
⁴Japanese was excluded due to treebank unavailability.

completed automatically with high accuracy, we find that the estimates of joint probabilities are very close to actual joint probabilities on gold standard data. In this work, we estimate joint probabilities by tagging the auxiliary task data sets with a state-of-the-art POS tagger.^{5,6}

5.3.1 Morphosyntactic Tasks

Dependency Relation Classification is the task of predicting the dependency tag (and its direction) for a given token. This is a task that has not received much attention, although it has been shown to be a useful feature for parsing (Ouchi et al., 2014). We choose to look at several instantiations of this task, as it allows for a controlled setup under a number of conditions for MTL, and since data is available for a large number of typologically varied languages.

Previous work has suggested various possible instantiations of dependency relation classification labels, differing in the amount of information they encode (Ouchi et al., 2014, 2016). In this work, we use labels designed to range from highly complex and informative, to relatively basic ones.⁷ The labelling schemes used are shown in Table 5.1. As an example, consider the following dependency graph:



⁵Since the dependency relation auxiliary task data overlaps with POS tagging data, this allowed us to confirm that the differences between the measures obtained with estimated and gold data in this case are negligible (i.e. $\leq 5\%$).

⁶The POS-tagger used is the deep bi-GRU ResNet-tagger described in Chapter 4.

⁷Labels are automatically derived from the UD dependency annotations.

Table 5.1: Dependency relation labels used in this work, with entropy in bits (H) measured on English. The labels differ in the granularity and/or inclusion of the category and/or directionality.

Category	Directionality	Example	H
Full	Full	nmod:poss/R_L	3.77
Full	Simple	nmod:poss/R	3.35
Simple	Full	nmod/R_L	3.00
Simple	None	nmod	2.03
None	Full	R_L	1.54
None	Simple	R	0.72

Table 5.2 shows examples of dependency relation labels based on this graph. The labels encode the head of each word, as well as the relative position, or direction. For instance, the word *it* is the subject of a word on its right. The more complex tags, for instance *ROOT+SUB/L_PRD/R*, include information regarding the dependents of each word. In this case, the word *was* has an obligatory *sub* dependent to the left, and an obligatory *prd* dependent on the right.

Table 5.2: Examples of some dependency relation instantiations in context. The columns indicate the granularity used (category/directionality).

Word	Full/Full	Simple/Simple	Simple/None	None/Simple
No	VMOD/R	VMOD/R	VMOD	R
,	P/R	P/R	P	R
it	SUB/R	SUB/R	SUB	R
was	ROOT+SUB/L_PRD/R	ROOT	ROOT	
n't	VMOD/L	VMOD/L	VMOD	L
Black	NMOD/R	NMOD/R	NMOD	R
Monday	PRD/L+L	PRD/L	PRD	L
.	P/L	P/L	P	L

Table 5.3: Data splitting scheme. The training set is split into three equal parts. The annotations in each part differ per condition.

Condition	Part I	Part II	Part III
Identity	PoS	PoS \wedge DepRel	n/a
Overlap	PoS	PoS \wedge DepRel	DepRel
Disjoint	PoS	PoS	DepRel

The systems in the syntactic experiments are trained on main task data (D_{main}), and on auxiliary task data (D_{aux}). Generally, the amount of overlap between such pairs of data sets differs, and can roughly be divided into three categories: i) identity (identical data sets); ii) overlap (some overlap between data sets); and iii) disjoint (no overlap between data sets). To ensure that we cover several possible experimental situations, we experiment using all three categories. We generate (D_{main}, D_{aux}) pairs by splitting each UD training set into three portions. The first and second portions always contain POS labels. In the identity condition, the second portion contains dependency relations. In the overlap condition, the second and final portions contain dependency relations. In the disjoint condition, the final portion contains dependency relations. Hence, the system always sees the exact same POS tagging data, whereas the amount of dependency relation data and overlap differs between conditions. Each dependency relation instantiation is used in our experiments, paired with PoS tagging. The data splitting scheme is shown in Table 5.3.

5.3.2 Semantic Tasks

Martínez Alonso and Plank (2017) experiment with using POS tagging, chunking, dependency relation tagging, and a frequency based measure as auxiliary tasks, with main tasks based on several seman-

tically oriented tasks. In this chapter, we limit ourselves to considering the PoS tagging auxiliary task, for the following semantic main tasks.

Named Entity Recognition

For NER, we use the CONLL2003 shared-task data (e.g. Person, Loc, etc., Tjong Kim Sang and De Meulder (2003)).

Frames

We use FrameNet 1.5 (Baker et al., 1998) with the same data splits as Das et al. (2014) and Hermann et al. (2014). This data set is annotated for the joint task of frame detection and identification. As in Martínez Alonso and Plank (2017), we approach this task as a standard sequence prediction task.

Supersenses

We experiment with the supersense version of SemCor (Miller et al., 1993) from Ciaramita and Altun (2006), using course-grained semantic labels (e.g. noun.person).

Semtraits

We use the conversions of Martínez Alonso and Plank (2017) of supersenses into coarser semantic traits (e.g. Animate, UnboundedEvent, etc.), for which they used the EuroWordNet list of ontological types for senses from Vossen et al. (1998).

Multi-Perspective Question Answering

We also consider the Multi-Perspective Question Answering (MPQA) corpus, using the coarse level of annotation (Deng and Wiebe, 2015).

Semantic Tags

We also investigate the semantic tagging task of Chapter 4, using the same data splits (Bjerva et al., 2016b).

We use the same setup as for our syntactic experiments, by using these semantic tasks as auxiliary tasks with POS tagging as the main task.

5.4 Method

5.4.1 Architecture and Hyperparameters

We apply a deep neural network with the exact same hyperparameter settings in each syntactic experiment, with reasonably default parameter settings, similar to what was used in Chapter 4. Our system consists of a two layer deep bi-GRU (100 dimensions per layer), taking an embedded word representation (64 dimensions) as input (see Figure 5.2). We apply dropout ($p = 0.4$) between each layer in our network (Srivastava et al., 2014). The output of the final bi-GRU layer, is connected to two output layers – one per task. Both tasks are always weighted equally. Optimisation is done using the Adam algorithm (Kingma and Ba, 2014), with the categorical cross-entropy loss function. We use a batch size of 100 sentences, training over a maximum of 50 epochs, using early stopping and monitoring validation loss on the main task.

We do not use pre-trained embeddings. We also do not use any task-specific features, similarly to Collobert et al. (2011), and we do not optimise any hyper-parameters with regard to the task(s) at hand. Although these choices are likely to affect the overall accuracy of our systems negatively, the goal of our experiments is to investigate the effect in *change* in accuracy when adding an auxiliary task - not accuracy in itself.

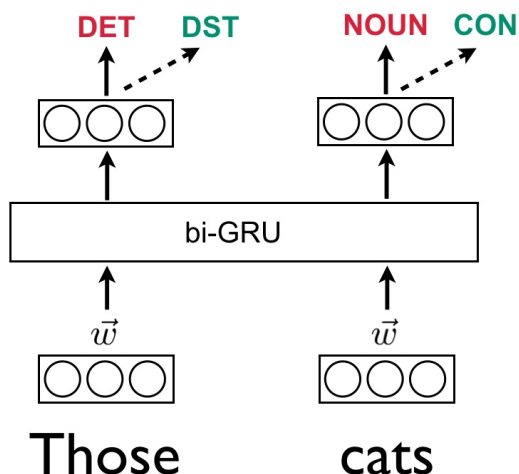


Figure 5.2: System architecture used in the multitask learning experiments.

5.4.2 Experimental Overview

In the syntactic experiments, we train one system per language, dependency label category, and split condition. For sentences where only one tag set is available, we do not update weights based on the loss for the absent task.

5.4.3 Replicability and Reproducibility

In order to facilitate the replicability and reproducibility of our results, we take two methodological steps. To ensure replicability, we run all experiments 10 times, in order to mitigate the effect of random processes on our results.⁸ To ensure reproducibility, we release a collection including: i) A Docker file containing all code and depen-

⁸Approximately 10,000 runs using 400,000 CPU hours.

dencies required to obtain all data and run our experiments used in this work; and ii) a notebook containing all code for the statistical analyses performed in this work.⁹

5.5 Results and Analysis

Table 5.4: Morphosyntactic tasks. Correlation scores and associated p -values, between change in accuracy (Δ_{acc}) and entropy ($H(Y)$), conditional entropy ($H(X|Y)$, $H(Y|X)$), and mutual information ($I(X; Y)$), calculated with Spearman’s ρ , across all languages and label instantiations. Bold indicates the strongest significant correlations.

Condition	$\rho(\Delta_{acc}, H(Y))$	$\rho(\Delta_{acc}, H(X Y))$	$\rho(\Delta_{acc}, H(Y X))$	$\rho(\Delta_{acc}, I(X; Y))$
Identity	-0.06 (p=0.214)	0.10 (p=0.020)	0.12 (p=0.013)	0.08 (p=0.114)
Overlap	0.07 (p=0.127)	0.23 (p<0.001)	0.27 (p<0.001)	0.43 (p<<0.001)
Disjoint	0.08 (p=0.101)	0.26 (p<0.001)	0.25 (p<0.001)	0.41 (p<<0.001)

Table 5.5: Change in accuracy, and information theoretic measures, for the semantic tasks.

Auxiliary task	Δ_{acc}	$H(Y)$	$H(X Y)$	$H(Y X)$	$I(X; Y)$
Frames	-14.64	1.6	2.7	1.4	0.2
MPQA	-5.62	1.1	2.6	1.0	0.1
Supersenses	-2.86	1.8	2.7	1.6	0.2
NER	-1.36	0.8	2.6	0.7	0.1
Semtraits	0.67	1.3	3.0	0.8	0.5
Semtagging	0.79	3.0	2.0	1.5	1.5

5.5.1 Morphosyntactic Tasks

We use Spearman’s ρ in order to calculate correlation between auxiliary task effectivity (as measured using Δ_{acc}) and the information-theoretic measures. Following the recommendations in Søgaard et al.

⁹<https://github.com/bjerva/mtl-cond-entropy>

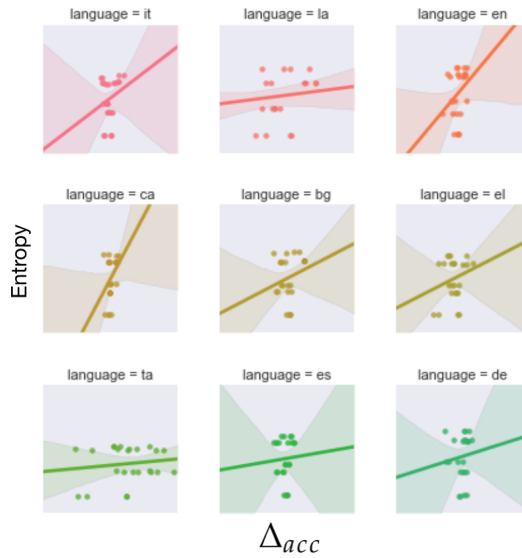


Figure 5.3: Correlations between Δ_{acc} and entropy. Each data point represents a single experiment run.

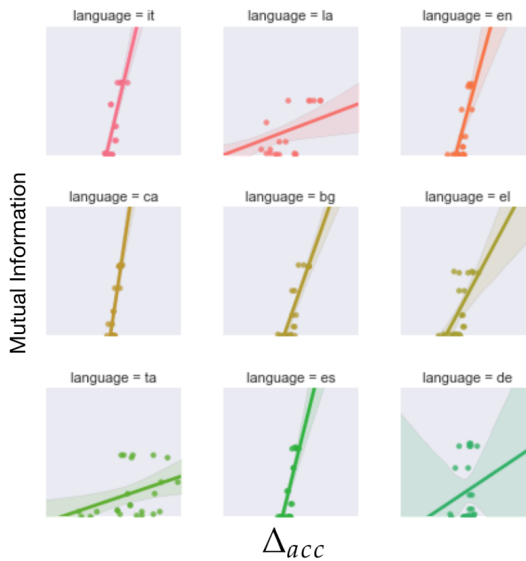


Figure 5.4: Correlations between Δ_{acc} and mutual information. Each data point represents a single experiment run.

(2014), we set our p cut-off value to $p < 0.0025$. Table 5.4 shows that MI correlates significantly with auxiliary task effectivity in the most commonly used settings (overlap and disjoint). The fact that no correlation is found in the identity condition between Δ_{acc} and any information-theoretic measure yields some interesting insights into the issue at hand. Intuitively, this makes sense considering that the lack of any extra data in the identity setting does not offer much opportunity for the network to learn from the auxiliary data. In other words, if the model is allowed to train on the same data with essentially the same label (i.e., if MI is high), this does not allow the model to learn anything new. This is supported by the significant positive correlation between MI and Δ_{acc} in the overlap/disjoint conditions, in which the model does have access to more data. This further suggests that in some cases, one of the most effective auxiliary tasks is simply more data for the same task (i.e., the highest MI achievable). Additionally, this shows that high MI between tag sets in identical data is not necessarily helpful, and that in such a setting it may even be advantageous to have a less similar auxiliary task.

As hypothesised, entropy has no significant correlation with auxiliary task effectivity, whereas conditional entropy offers some explanation. We further observe that these results hold for almost all languages, although the correlation is weaker for some languages, indicating that there are some other effects at play here. For a sample of the languages, the correlations between Δ_{acc} and Entropy are shown in Figure 5.3, and the correlations between Δ_{acc} and Mutual Information are shown in Figure 5.4.¹⁰ We also analyse whether significant differences can be found with respect to whether or not we have a positive Δ_{acc} , using a bootstrap sample test with 10,000 iterations (Efron and Tibshirani, 1994). We observe a significant relationship ($p < 0.001$) for MI. We also observe a significant relationship for

¹⁰These figures only show a subset of the languages under evaluation. See Appendix A for a complete overview.

conditional entropy ($p < 0.001$), and again find no significant difference for entropy ($p \geq 0.07$).

5.5.2 Language-dependent results

Results per language are shown in Table 5.6. While not all languages exhibit correlations below our selected α -level, the non-significant languages still exhibit interesting trends in the same direction. Note that there are two cases where Entropy is a fair predictor of Δ_{acc} , namely for Latvian and Turkish. However, in both of these cases the correlation is stronger still with MI. Furthermore, the correlations between Δ_{acc} and entropy vary wildly between languages, sometimes exhibiting negative correlations.

5.5.3 Semantic Tasks

We do not have access to sufficient data points to run statistical analyses on the results obtained by Martínez Alonso and Plank (2017), or by Bjerva et al. (2016b), and the results in Table 5.5 do not reveal any obvious patterns. A grouping of these results by whether or not Δ_{acc} was positive can be seen in Figure 5.5, which offers some support to the results from the morphosyntactic tasks. However, the lack of a clear pattern when looking at individual results per dataset serves to highlight the issue at hand, namely that even though MI offers some explanatory value, the interactions behind the workings of MTL are more complex than what can be explained purely by comparing joint distributions of tag sets.

5.6 Conclusions

We have examined the relation between auxiliary task effectivity and three information-theoretic measures. The first research question which we aimed to answer in this chapter (**RQ 2a**) was related

Table 5.6: Correlation scores and associated p -values, between change in accuracy (Δ_{acc}) and entropy ($H(Y)$), conditional entropy ($H(Y|X)$), and mutual information ($I(X; Y)$), calculated with Spearman's ρ . Bold indicates the strongest significant correlations per row.

Group	Language	$\rho(\Delta_{acc}, H(Y))$	$\rho(\Delta_{acc}, H(Y X))$	$\rho(\Delta_{acc}, I(X; Y))$
Germanic	Danish	0.27 (p=0.116)	0.42 (p=0.011)	0.78 (p<<0.001)
	Dutch	0.31 (p=0.070)	0.16 (p=0.337)	0.55 (p<0.001)
	English	0.30 (p=0.076)	0.19 (p=0.280)	0.58 (p<0.001)
	German	0.03 (p=0.849)	0.13 (p=0.448)	0.18 (p=0.293)
	Norwegian	-0.03 (p=0.858)	0.23 (p=0.183)	0.23 (p=0.177)
	Swedish	-0.03 (p=0.843)	0.29 (p=0.091)	0.31 (p=0.068)
Romance	Catalan	0.34 (p=0.042)	0.33 (p=0.047)	0.72 (p<<0.001)
	French	0.06 (p=0.734)	0.38 (p=0.023)	0.48 (p=0.003)
	Galician	0.10 (p=0.574)	0.18 (p=0.304)	0.28 (p=0.099)
	Italian	0.12 (p=0.503)	0.52 (p=0.001)	0.67 (p<<0.001)
	Portuguese	-0.02 (p=0.921)	0.61 (p<0.001)	0.66 (p<0.001)
	Romanian	-0.31 (p=0.067)	0.34 (p=0.040)	0.04 (p=0.825)
	Spanish	0.02 (p=0.890)	0.60 (p<0.001)	0.70 (p<<0.001)
Slavic	Bulgarian	0.20 (p=0.242)	0.50 (p=0.002)	0.76 (p<<0.001)
	Croatian	-0.24 (p=0.159)	0.43 (p=0.009)	0.22 (p=0.189)
	Czech	-0.15 (p=0.376)	0.49 (p=0.002)	0.39 (p=0.017)
	O.C. Slavonic	-0.08 (p=0.634)	0.34 (p=0.044)	0.35 (p=0.038)
	Polish	0.13 (p=0.437)	0.40 (p=0.015)	0.59 (p<0.001)
	Russian	0.29 (p=0.086)	0.40 (p=0.015)	0.81 (p<<0.001)
	Slovene	-0.24 (p=0.156)	0.41 (p=0.014)	0.19 (p=0.259)
Turkic	Kazakh	0.23 (p=0.172)	0.04 (p=0.817)	0.36 (p=0.030)
	Turkish	0.50 (p=0.002)	-0.17 (p=0.317)	0.43 (p=0.008)
Uralic	Estonian	0.45 (p=0.006)	-0.14 (p=0.430)	0.39 (p=0.017)
	Finnish	0.02 (p=0.924)	0.37 (p=0.025)	0.50 (p=0.002)
	Hungarian	0.14 (p=0.413)	0.09 (p=0.594)	0.27 (p=0.116)
Other	Arabic	-0.16 (p=0.362)	0.53 (p<0.001)	0.47 (p=0.004)
	Basque	0.41 (p=0.014)	-0.01 (p=0.952)	0.49 (p=0.002)
	Chinese	-0.15 (p=0.399)	0.46 (p=0.005)	0.41 (p=0.012)
	Farsi	0.20 (p=0.244)	0.41 (p=0.012)	0.75 (p<<0.001)
	Greek	0.20 (p=0.248)	0.19 (p=0.264)	0.44 (p=0.007)
	Hebrew	0.06 (p=0.724)	0.37 (p=0.028)	0.52 (p=0.001)
	Hindi	-0.26 (p=0.121)	0.24 (p=0.161)	0.00 (p=0.979)
	Irish	-0.24 (p=0.150)	0.54 (p<0.001)	0.35 (p=0.034)
	Indonesian	-0.42 (p=0.011)	0.51 (p=0.001)	0.11 (p=0.510)
	Latin	0.19 (p=0.271)	0.16 (p=0.362)	0.47 (p=0.004)
	Latvian	0.64 (p<0.001)	-0.23 (p=0.171)	0.53 (p<0.001)
	Tamil	0.16 (p=0.337)	0.12 (p=0.482)	0.31 (p=0.067)

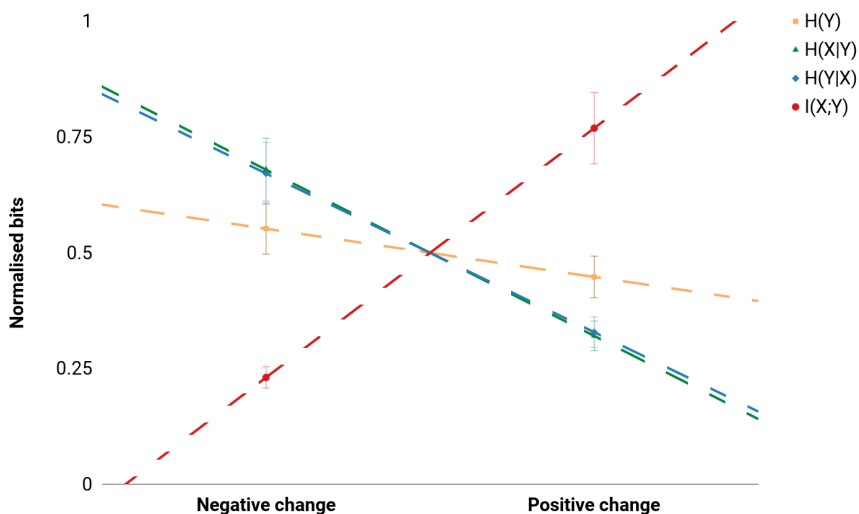


Figure 5.5: Comparison of information theoretic measures and change in accuracy for the semantic tasks. Results are grouped by negative and positive change in Δ_{acc} . Dashed lines are included for clarity, and are not meant to imply a linear correlation.

to which information-theoretic measures are useful for estimation of auxiliary task effectivity. While previous research hypothesises that entropy plays a central role, we show experimentally that this is not sufficient, and that conditional entropy is a somewhat better predictor, and that MI is the best predictor under consideration here. This claim is corroborated when we correlate MI and change in accuracy with results found in the literature. It is especially interesting that MI is a better predictor than conditional entropy, since MI is a symmetric measure, as it does not consider the order between main and auxiliary tasks. For conditional entropy itself, the results for the two directionalities did not differ to a large extent. Our find-

ings should prove helpful for researchers when considering which auxiliary tasks might be helpful for a given main task. Furthermore, it provides an explanation for the fact that there is no universally effective auxiliary task, as a purely entropy-based hypothesis assumes.

The fact that MI is informative when determining the effectivity of an auxiliary task can be explained by considering an auxiliary task to be similar to adding a feature. That is to say, useful features are likely to be useful auxiliary tasks. Interestingly, however, the gains of adding an auxiliary task are visible at test time for the main task, when no explicit auxiliary label information is available.

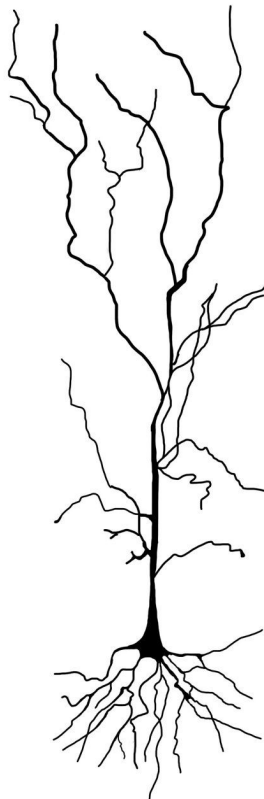
The second research question which we aimed to answer in this chapter (**RQ 2b**), related to the generalisation ability of the information-theoretic measures as a measure of auxiliary task effectivity, across languages and NLP tasks. We tested our hypothesis on 39 languages, representing a wide typological range, as well as a wide range of data sizes. Our experiments were run on syntactically oriented tasks of various granularities. We also corroborated our findings with results from semantically oriented tasks in the literature.

While the correlations between MI and Δ_{acc} were higher than for other information-theoretic measures, it is by no means a perfect predictor. This highlights the fact that the interactions between tasks is more complex than simply the joint distribution between the tag sets at hand. One possibility for future work is to take distributions over tags and words into account simultaneously.

Having considered interactions between tasks in MTL, and finding that task similarity is to some extent predictive of MTL effectivity, this raises the question of what the situation is in the case of multilingual learning. This is explored further in the next part of this thesis.

PART III

Multilingual Learning



CHAPTER 6

*Multilingual Semantic Textual Similarity

Abstract | Up until now, we have seen parameter sharing between tasks, in the context of multitask learning. Another possibility is to share parameters between languages, in a sense casting model multilinguality as a type of multitask learning. As a first example of multilingual learning, we look at cross-lingual semantic textual similarity. This task can be approached by leveraging multilingual distributional word representations, in which similar words in different languages are close to each other in semantic space. The availability of parallel data allows us to train such representations for a large number of languages. Such representations have the added advantage of allowing for leveraging semantic similarity data for languages for which no such data exists. In this chapter, the focus is on to what extent such an approach allows for enabling zero-shot learning for the task at hand. We also investigate whether language relatedness has an effect on how successful this is. We train and evaluate on six language pairs for semantic textual similarity, including English, Spanish, Arabic, and Turkish.

*Chapter adapted from: **Bjerva, J.** and Östling, R. (2017a). Cross-lingual Learning of Semantic Textual Similarity with Multilingual Word Representations. In Proceedings of the 21st Nordic Conference on Computational Linguistics, NoDaLiDa, 22-24 May 2017, Gothenburg, Sweden, number 131, pages 211–215. Linköping University Electronic Press, Linköpings universitet.

6.1 Introduction

In order to determine how similar a pair of sentences in two different languages are to one another, it is necessary to have a grasp of multilingual semantics.² Continuous space word representations, which lend their strength from distributional semantics, are a clear candidate for this problem, as distances in such a space can be directly interpreted as semantic similarities (see Chapter 3). Given the constantly increasing amount of available parallel data (e.g., Koehn (2005), Tiedemann (2012), Ziemski et al. (2016)), it is possible to learn multilingual word representations for many languages. In this chapter, we approach tasks on cross-lingual semantic textual similarity from SemEval-2016 (Agirre et al., 2016) and SemEval-2017 (Agirre et al., 2017) using such word representations. This approach has the advantage that it allows for zero-shot learning while training on multiple languages, i.e., exploiting data from several source languages for an unseen target language. We aim to answer the following specified research question, in order to answer **RQ 3**:

RQ 3a To what extent can multilingual word representations be used in a simple STS system so as to enable zero-shot learning for unseen languages?

RQ 3b To what extent is the success of zero-shot learning dependent of language relatedness in this setting?

Related work

Semantic Textual Similarity (STS) is the task of assessing the degree to which two sentences are similar in their meanings. In the long-running SemEval STS shared task series, this is measured on a scale ranging from 0, indicating no semantic similarity, to 5, indicating

²The exception to this is methods based on machine translation, which are outlined in the following section.

complete semantic similarity (see Agirre et al., 2012; 2013; 2014; 2015; 2016; 2017). Monolingual STS is an important task, for instance for evaluation of machine translation (MT) systems, where estimating the semantic similarity between a system’s translation and the target translation can aid both system evaluation and development. STS is also a fundamental problem for natural language understanding, as being able to estimate the similarity between two sentences in their meaning content can be seen as a prerequisite for understanding. The task is already a challenging one in a monolingual setting, such as when estimating the similarity between two English sentences. In this chapter, we tackle the more difficult case of cross-lingual STS, e.g., estimating the similarity between an English and an Arabic sentence, in the context of shared tasks on cross-lingual STS at SemEval-2016 (Agirre et al., 2016) and SemEval-2017 (Agirre et al., 2017).^{3,4}

Previous approaches to the problem of cross-lingual STS have focussed on two main approaches. The primary, and most successful approach, is to apply a MT system to non-English sentences, and translating these to English (e.g., Tian et al., 2017, and Wu et al., 2017). The advantage of this approach is that the problem essentially boils down to estimating the similarity of two sentences in English. There are at least two advantages to this. First of all, the amount of resources available for English eclipse what is available for most, if not all, other languages. Additionally, comparing two sentences in the same language allows for straight-forward application of features based on the surface forms of the sentences, such as word overlap, common substrings, and so on. MT approaches tend to outperform purely multilingual approaches, with the winner of SemEval-2017, and many of the top systems of SemEval-2016 relying on this approach (Agirre et al., 2016, 2017). There are at least two draw-

³SemEval-2016 Task 1: Semantic Textual Similarity: A Unified Framework for Semantic Processing and Evaluation – Cross-lingual STS Subtask.

⁴SemEval-2017 Task 1: Semantic Textual Similarity.

backs to this method, however. Primarily, involving a fully-fledged MT system severely increases the complexity of a system. Furthermore, such methods can be seen as bypassing the problem of cross-lingual STS, rather than tackling it directly, as no actual multilingual similarity assessments are necessarily carried out.

The amount of true multilingual approaches in the literature are somewhat more limited, with notable examples from SemEval-2016 such as Lo et al. (2016), who make use of bilingual embedding space phrase similarities, in combination with cross-lingual machine translation metrics. Another approach is represented by Aldarmaki and Diab (2016), who apply bilingual word representations in a matrix factorisation method, so as to assess STS without translation. The method that bears the most resemblance to the approach taken in this chapter is Ataman et al. (2016), who combine bilingual embeddings with machine translation quality estimation features (Specia et al., 2013). We expand upon this method by using *multilingual* word embeddings as input, rather than bilingual ones. One advantage of our approach, is that it allows for zero-shot learning while training on multiple languages (see Chapter 3), as it does not depend on annotated STS training data for the target language, and only places requirements on the availability of parallel data. This denotes the approach we take to **RQ 3a**, as well as **RQ 3b**. Additionally, our method differs from Ataman et al. (2016) in that we choose a simpler architecture, using only such word representations as input.

6.2 Cross-lingual Semantic Textual Similarity

We will now look at the task of (cross-lingual) STS in more detail. Given two sentences, s_1 and s_2 , the task in STS is to assess how semantically similar these are to each other. This is commonly measured using a scale ranging from 0–5, with 0 indicating no semantic overlap, and 5 indicating nearly identical content. In the SemEval

STS shared tasks, the following descriptions are used:

0. The two sentences are completely dissimilar.
1. The two sentences are not equivalent, but are on the same topic.
2. The two sentences are not equivalent, but share some details.
3. The two sentences are roughly equivalent, but some important information differs/missing.
4. The two sentences are mostly equivalent, but some unimportant details differ.
5. The two sentences are completely equivalent, as they mean the same thing.

As an example of sentence similarities, consider the sentence pairs and their human-annotated similarity scores in Table 6.1. These examples are taken from the SemEval-2014 edition of the shared task on STS and Recognising Textual Entailment (RTE), giving us access to entailment information in addition to similarity scores for the purposes of the example (Marelli et al., 2014).⁵ Attempting to assess the semantic content of two sentences with a simple score notably does not take important semantic features such as negation into account, and STS can therefore be seen as complimentary to textual entailment. For instance, in sentence No. 219 in Table 6.1, the sentences have a high similarity score, even though their meanings are the opposite of one another. It is also worth to note that STS is highly related to paraphrasing, as replacing an n -gram with a paraphrase thereof ought to alter the semantic similarity of two sentences to a very low degree.

⁵RTE is the task of assessing whether the meaning of one sentence (the *hypothesis*) can be inferred from the other (the *text*).

Table 6.1: Examples of sentence similarities and corresponding entailment judgements.

No.	Text / Hypothesis	Score	Relation
8678	A skateboarder is jumping off a ramp A skateboarder is making a jump off a ramp	4.8	entailment
2709	There is no person boiling noodles A woman is boiling noodles in water	2.9	contradiction
219	There is no girl in white dancing A girl in white is dancing	4.2	contradiction

Table 6.2: Examples of cross-lingual sentence similarities.

English / Spanish	Score
The NATO mission officially ended Oct. 31. La misión de la OTAN terminó oficialmente oct. 31.	5
Mass Slaughter on a Personal Level El sacrificio masivo en un nivel personal	3
Support Workers' Union Will Sue City Over Layoffs Apoyo a los trabajadores "Unión va a demandar ciudad más despidos	1

Successful monolingual approaches in the past have taken advantage of both the relatedness with this task to paraphrasing, and to RTE. Bjerva et al. (2014) attempt to replace words in s_1 with paraphrases obtained from the Paraphrase Database (PPDB, Ganitkevitch et al., 2013), in order to increase the surface similarity with s_2 . Additionally, both Bjerva et al. (2014) and Beltagy et al. (2016) make use of (features from) an RTE system to perform the task of STS. Approaches similar to these can be applied in cross-lingual STS, if the sentence pair is translated to a language for which such resources exist.

As an example of sentence similarities in cross-lingual STS, con-

sider the sentence pairs and their human-annotated similarity scores in Table 6.2. The first example contains a Spanish sentence which is a faithful translation of the English one, and has the highest similarity score (5). Although the second example conveys a similar meaning, the translation expresses 'Mass Slaughter' in Spanish as 'A massive sacrifice', resulting in a lower similarity score (3), indicating a loose translation.⁶ In the third example sentence, the Spanish sentence conveys the opposite meaning of the English sentence, and has the lowest similarity score (1).

6.3 Method

As mentioned in Section 6.1, we approach the task of multilingual STS in a similar manner to Ataman et al. (2016), with the addition that we use multilingual input representations, rather than bilingual ones. We will now look at how our system is constructed, starting with the input representations.

6.3.1 Multilingual word representations

There are several methods available for obtaining multilingual word representations, as described in Chapter 3. In this chapter, we use a variant of the multilingual skip-gram method (Guo et al., 2016), as detailed in Chapter 3. This method was chosen as it is both relatively simple, and yields high-quality representations for down-stream tasks, as compared to other approaches (Guo et al., 2016). The original method relies on using cross-lingual contexts, with English as a pivot language. For instance, a Spanish word might be used to predict an English context, or the other way around. Our approach differs in that we augment the learning objective so as to include multilingual

⁶See Bos (2014) for a further discussion of faithful, informative, and loose translations in the context of parallel corpora.

contexts, such that we also use, for instance, a Spanish word to predict a French word (Figure 3.5 in Chapter 3).

We train 100-dimensional multilingual embeddings on the Europarl (Koehn, 2005) and UN corpora (Ziemski et al., 2016), including data from bible translations.^{7,8} This data was chosen partially since it allows us to learn such embeddings for a large number of languages, in addition to the availability of these corpora. The dimensionality of the embeddings was chosen by balancing a sufficiently high number of dimensions with the computational resources necessary to compute these embeddings with the extended version of the multilingual skip-gram method. Word alignment, which is required for the training of this type of multilingual embeddings, is performed using a tool based on the Efmara word-alignment tool (Östling and Tiedemann, 2016).⁹ This allows us to extract a large amount of multilingual (word, context) pairs. We then use these pairs in order to learn multilingual embeddings, by applying the *word2vecf* tool (Levy and Goldberg, 2014a). In our experiments, we use the same parameter settings as Guo et al. (2016), training using negative sampling (Mikolov et al., 2013a), and with equal weighting of monolingual and cross-lingual contexts.¹⁰

6.3.2 System architecture

We use a relatively simple neural network architecture, consisting of an input layer with pre-trained word embeddings and a network of fully connected layers. This means that we need a sentence-level representation, based on the multilingual word representations, of-

⁷Using the New Testament (approximately 140,000 tokens), available at <http://homepages.inf.ed.ac.uk/s0787820/bible/>.

⁸Training multilingual embeddings on this data yields a vocabulary coverage of over 85% on the development sets of the languages at hand.

⁹We use the *eflomal* tool, which uses less memory than *efmara*. Default parameters are used. Available at <https://github.com/robertostling/eflomal>.

¹⁰Note that we do not use the same implementation as (Guo et al., 2016).

fering us a choice between methods such as those presented in Chapter 2, Section 2.4.2. Given 100-dimensional word representations for each word in our sentence, we opt for the simplistic approach of averaging the vectors across each sentence, such that

$$\vec{s} = \frac{1}{|s|} \sum_{w \in s} \vec{w}, \quad (6.1)$$

where w is a word in the sentence s , and \vec{w} and \vec{s} are their vectorial representations. This is the same approach that is taken by Ataman et al. (2016). The resulting sentence-level representations are then concatenated and passed through two fully connected layers with ReLU activation functions (200 and 100 units, respectively), prior to the output layer. In order to prevent any shift from occurring in the embeddings, we do not update these during training. The intuition here is that we do not want the representation for, e.g., *dog* to be updated, which might push it further away from that of *perro*. We expect this to be especially important in cases where we train on a single language, and evaluate on another. The system architecture is depicted in Figure 6.1.

We apply dropout ($p = 0.5$) between each layer (Srivastava et al., 2014). All weights are initialised using the approach from Glorot and Bengio (2010). We use the Adam optimisation algorithm (Kingma and Ba, 2014), monitoring the categorical cross-entropy of the sentence similarity score, while sanity-checking against the scores obtained as measured with Pearson correlation. All systems are trained using a batch size of 40 sentence pairs, over a maximum of 50 epochs, using early stopping monitoring the loss on the validation set. We report results using the model with the lowest validation loss. Hyperparameters are kept constant in all conditions.

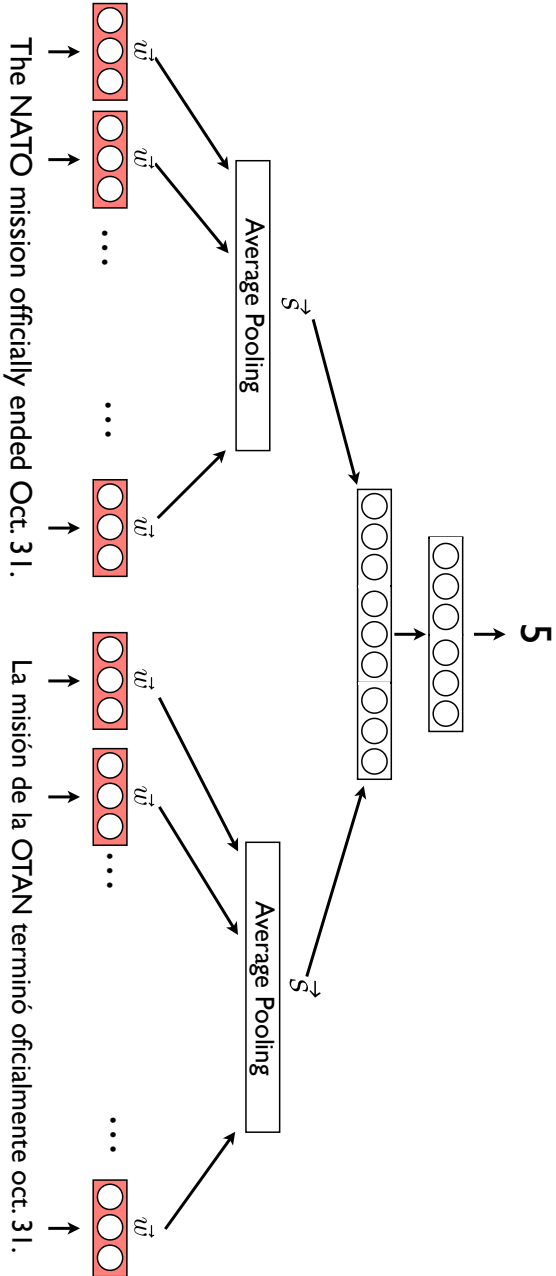


Figure 6.1: System architecture used in the semantic textual similarity task.

6.3.3 Data for Semantic Textual Similarity

As the SemEval STS task series has been running for several years, there is a substantial amount of data available. We use data from previous editions of the tasks on (cross-lingual) STS.¹¹ For English–English this includes data from SemEval 2012 through 2015 (Agirre et al., 2012, 2013, 2014, 2015). For English–Spanish this includes data from SemEval 2016 and 2017 (Agirre et al., 2016, 2017). For Spanish–Spanish this includes data from SemEval 2014 and 2015. For English–Arabic this includes data from SemEval 2017. Finally, for Arabic–Arabic, this includes data from SemEval 2017. We use the concatenation of the training sets of previous editions for training, and validate and test on the most recent data for each language pair. An overview of the available data is shown in Table 6.3.

Table 6.3: Training data used for (cross-lingual) STS from the SemEval shared task series.

Language pair	N sentence pairs	SemEval edition(s)
English – English	3,000	2012 – 2015
English – Spanish	3,900	2016 – 2017
Spanish – Spanish	1,500	2014 – 2015
English – Arabic	2,000	2017
Arabic – Arabic	900	2017

6.4 Experiments and Results

We investigate whether using a multilingual input representation and shared weights allow us to ignore languages in STS, after mapping words to their multilingual representations. This, in turn, is one approach for enabling zero-shot learning for this task (**RQ 3a**). We

¹¹This is what is generally recommended by the shared task organisers, and is followed by most participating systems.

first train and evaluate single-source trained systems (i.e. on a single language pair), and evaluate this both using the same language pair as target, and on all other target language pairs. In doing so, we investigate the extent to which the availability of parallel data allows us to train STS systems without access to STS training data for a given language.

Secondly, we investigate the effect of bundling training data together, in multi-source training, investigating which language pairings are helpful for each other. Concretely, in single-source training, we only train on one out of the language pairs at a time, and evaluate the resulting single-source model on all language pairs. In multi-source training, however, a model is trained on several language pairs at a time, and the resulting model is evaluated as in the single-source training setting. This is done so as to offer insight into **RQ 3b**.

We measure performance between target similarities and system output using the Pearson correlation measure, as this is standard in the SemEval STS shared tasks. We first present results on the development sets, and finally the official shared task evaluation results.

6.4.1 Comparison with Monolingual Representations

As a baseline, we compare multilingual embeddings with the performance obtained using the pre-trained monolingual Polyglot embeddings (Al-Rfou et al., 2013). Training and evaluating on the same language pair yields comparable results regardless of embeddings (Table 6.4). This shows that our multilingual embeddings, at the very least, have comparable quality to purely monolingual embeddings in a monolingual setting.

Table 6.4: Single-source training results (Pearson correlations) with monolingual embeddings (polyglot) as compared to multilingual embeddings (multilingual skipgram) on the SemEval-2017 development set. Rows indicate evaluation language, and rows indicate the embeddings used. Bold numbers indicate best results per row.

	Polyglot	Multilingual Skipgram
English	0.68	0.69
Spanish	0.65	0.65
Arabic	0.70	0.71

Table 6.5: Single-source training results with multilingual embeddings on the SemEval-2017 development set (Pearson correlations). Columns indicate training language pairs, and rows indicate testing language pairs. Bold numbers indicate best results per row.

Test \ Train	Train				
	en-en	en-es	en-ar	es-es	ar-ar
en-en	0.69	0.07	-0.04	0.64	0.54
en-es	0.19	0.27	0.00	0.18	-0.04
en-ar	-0.44	0.37	0.73	-0.10	0.62
es-es	0.61	0.07	0.12	0.65	0.50
ar-ar	0.59	0.52	0.73	0.59	0.71

6.4.2 Single-source training

Results when training on a single source corpus, using multilingual embeddings, are shown in Table 6.5. Training on the target language pair generally yields the highest results, except for one case. When evaluating on Arabic–Arabic sentence pairs, training on English–Arabic texts yields comparable, or slightly better, performance than when training on Arabic–Arabic. Observing the results from a zero-shot learning perspective, it seems that certain language combinations

can benefit from this approach. Mainly, it seems to be the case that this approach is suitable when training on a monolingual source pair (such as English–English), and evaluating the model on a monolingual target pair (such as Spanish–Spanish). The gap in performance between such cases, and a system where target and source languages are identical is relatively small. One example of this is the results of evaluating on English–English when training on English–English (0.69) as compared to when training on Spanish–Spanish (0.64). We can also observe that zero-shot learning in this setting is more successful between the Indo-European languages Spanish and English, than when involving the Semitic language Arabic.

6.4.3 Multi-source training

We combine training sets from two language pairs in order to investigate how this affects evaluation performance on target language pairs. We copy the single-source setup, except for that we also add in the data belonging to the source-pair at hand, e.g., training on both English–Arabic and Arabic–Arabic when evaluating on Arabic–Arabic (see Table 6.6).

Table 6.6: Results with one source language in addition to target-language data with multilingual embeddings on the SemEval-2017 development set (Pearson correlations). Columns indicate added source language pairs, and rows indicate target language pairs. Bold numbers indicate best results per row.

Train \ Test	en-en	en-es	en-ar	es-es	ar-ar
en-en	0.69	0.68	0.67	0.69	0.71
en-es	0.22	0.27	0.30	0.22	0.24
en-ar	0.72	0.72	0.73	0.71	0.72
es-es	0.63	0.60	0.63	0.65	0.66
ar-ar	0.71	0.72	0.75	0.70	0.71

We observe that the monolingual language pairings (English–English, Spanish–Spanish, Arabic–Arabic) appear to be beneficial for one another, also in this setting. Interestingly, adding Arabic–Arabic training data seems to improve the performance on both English–English and Spanish–Spanish. Although, this difference is small and likely not significant, it is interesting that the models performance does not worsen as an effect of adding this data. This might have been the case, if model capacity is wasted on solving the task for Arabic–Arabic.

Finally, we run a multilingual ablation experiment, in which we train on two out of three of these language pairs, and evaluate on all three. Notably, excluding all Spanish training data yields comparable performance to including it (Table 6.7). Additionally, we see the largest drop in performance when evaluating on Arabic data without having trained on it. This adds further support to the findings in Table 6.5, indicating that language relatedness is of importance for the success of zero-shot learning as applied here.

Table 6.7: Multilingual ablation results with multilingual embeddings on the SemEval-2017 development set (Pearson correlations). Columns indicate *ablated* language pairs, and rows indicate testing language pairs. The *none* column indicates no ablation, i.e., training on all three monolingual pairs. The bold diagonal indicates results when the target language pair is not used as a source language pair.

Test \ Ablated	en-en	es-es	ar-ar	none
en-en	0.60	0.69	0.69	0.65
es-es	0.64	0.64	0.67	0.60
ar-ar	0.68	0.66	0.58	0.72

Table 6.8: Results with multilingual embeddings on SemEval-2017 Shared Task Test sets. In the multi-source and ablation conditions, we use the systems with the best validation performance for the target language pair. The columns indicate the evaluation language, and the Primary column indicate the aggregated results over all languages, as used in SemEval-2017 (Agirre et al., 2017). The wmt column denotes the es-en test set drawn from WMT’s quality estimation track. Rows indicate our three systems, compared with the ECNU system (Tian et al., 2017), and the LIPN-IIMAS system (Arroyo-Fernández and Ruiz, 2017).

	Primary	ar-ar	ar-en	es-es	es-en	wmt	en-en	en-tr
Single-source	0.315	0.289	0.105	0.661	0.239	0.030	0.691	0.188
Multi-source	0.294	0.312	0.129	0.692	0.100	0.016	0.688	0.120
Ablation	0.215	0.003	0.110	0.547	0.226	0.020	0.506	0.090
LIPN-IIMAS	0.107	0.047	0.077	0.153	0.172	0.145	0.074	0.080
ECNU	0.732	0.744	0.749	0.856	0.813	0.336	0.852	0.771

6.4.4 Results on SemEval-2017

In order to compare our system’s performance in itself with state-of-the-art systems, we participated in the official shared task results of SemEval-2017 (Bjerva and Östling, 2017b). The results from the official evaluation are shown in Table 6.8. Although our results for Spanish-Spanish and English-English are in line with our development results, the results for all other language pairs are far lower than expected, and worse than the best performing ECNU system (Tian et al., 2017). The fact that the system was low in the ranking list for the shared task can be explained by several factors. On the one hand, our approach was very simplistic, whereas other systems took more involved approaches. For instance, the ECNU submission first translates all sentences to English, and then use an ensemble of four deep neural network models and three feature engineered models. The features used included word alignments, summarisa-

tion and MT evaluation metrics, kernel similarities of bags of words, bags of dependencies, n-gram overlap, edit distances, length of common prefixes, suffixes, and substrings, tree kernels, and pooled word embeddings (Tian et al., 2017). In contrast, our system only uses the latter of these features. On the other hand, our system did outperform other systems in individual language tracks. Additionally, in all tracks we outperform the LIPN-IIMAS system, which approaches the task using an attentional LSTM (Arroyo-Fernández and Ruiz, 2017).

Underfitting might be an explanation for the low results obtained as compared to development, indicating that the approach we have taken is simply not sufficient to solve the task of (cross-lingual) STS well. Comparing our approach with other systems, such as the ECNU system, does indeed reveal a staggering difference in complexity.

6.4.5 Results on SemEval-2016

In order to further evaluate our system, we compare with an approach which is relatively similar to ours, namely the FBK HLT-MT submission described by Ataman et al. (2016). We replicate the training, development, and test setting used in Shared task SemEval-2016, with the exception that we only evaluate on one of the domains (Agirre et al., 2016). The results from the *news* domain (English-Spanish) are shown in Table 6.9. On this dataset, the difference between our system and that of Ataman et al. (2016) is relatively small.

Table 6.9: SemEval 2016 system comparison, comparing our single-source system with the FBK HLT-MT system (Ataman et al., 2016). The runs from FBK HLT-MT differ in the features used.

System	Score
FBK HLT-MT – Run 1	0.243
FBK HLT-MT – Run 2	0.244
FBK HLT-MT – Run 3	0.255
Our system	0.241

6.5 Conclusions

Although our system fared relatively poorly in the official results for SemEval-2017, the multilingual experiments presented in this chapter offer insights into research question **(RQ 3)**. Multilingual word representations allow us to leverage a large amount of data from parallel corpora, opening up for multilingual learning of semantic textual similarity. This allows for zero-shot learning, which yielded relatively good performance on unseen target languages on the development sets under consideration. This indicates that multilingual word representations are indeed suitable for enabling zero-shot learning for STS **(RQ 3a)**. As for language relatedness, we found that applying zero-shot learning, and sharing parameters, between the Indo-European languages Spanish and English was more beneficial in general than when involving the Semitic language Arabic **(RQ 3b)**. Having seen that language similarities to some extent are indicative of performance in zero-shot STS, this raises the question of whether this generalises to other tasks, to what extent language similarities are important for this, and how such language similarities can be quantified. We approach this in the following chapter, where we will look at **RQ 4**.

CHAPTER 7

*Quantifying the Effects of Multilinguality in NLP Sequence Prediction Tasks

Abstract | The fact that languages tend to share certain properties can be exploited by, e.g., sharing parameters between languages. This type of model multilinguality is relatively common, as taking advantage of language similarities can be beneficial. However, the question of *when* multilinguality is a useful addition in terms of monolingual model performance is left unanswered. In this chapter, we explore this issue by experimenting with a sample of 60 languages on a selection of tasks: semantic tagging, part-of-speech tagging, dependency relation tagging, and morphological inflection. We compare results under various multilingual model transfer conditions, and finally observe correlations between model effectivity and two measures of language similarity.

*Chapter adapted from: **Bjerva, J.** (in review) Quantifying the Effects of Multilinguality in NLP Sequence Prediction Tasks.

7.1 Introduction

Languages tend to resemble each other on various levels, for instance by sharing syntactic, morphological, or lexical features. Such similarities can have many different causes, such as common language ancestry, loan words, or being a result of universals and constraints in the properties of natural language itself (cf. Chomsky (2005); Hauser et al. (2002)). Several current approaches to problems in Natural Language Processing (NLP) take advantage of these similarities. For instance, in model-transfer settings, parsers are frequently trained on (delexicalised) versions of entire treebanks, whereas in annotation projection, word alignments between translated sentences are used (McDonald et al., 2011b; Täckström et al., 2012; Tiedemann, 2015; Ammar et al., 2016; Vilares et al., 2016; Agić et al., 2016).² In the case of language modelling, multilinguality can be taken advantage of, e.g., in order to model domain-specific or diachronically specific language variants (Östling and Tiedemann, 2017). In addition to these specific examples, multilinguality in NLP models has been used in a whole host of other tasks, such as part-of-speech (PoS) tagging and semantic textual similarity, and is especially useful for NLP for low resource languages (Georgi et al., 2010; Täckström et al., 2013; Faruqui and Lample, 2016; Agić et al., 2017). One concrete advantage of taking a multilingual approach, is that this allows for the exploitation of much larger amounts of data, as compared to using monolingual approaches. This fact, together with the prevalence of multilingual approaches in modern NLP, highlight the importance of further research in this area.

Although the literature contains a large amount of successful multilingual approaches, it is not sufficiently clear in which cases multilinguality is likely to be helpful. The previous chapter served as an example for this, with some tentative indications of which combina-

²These approaches are covered in Chapter 3.

tions were useful, based on typological relatedness. Hence, it may be reasonable to assume that choosing typologically similar languages when building a multilingual model will be beneficial, however this is not always the case, and relying on intuition or personal language knowledge in such matters has its limitations. Hence, the go-to approach when considering multilinguality as a means of performance improvement in an NLP setting, is the time-consuming and resource-exhausting process of trial and error. In this chapter, the aim is to provide insight into how one might approach the selection of languages when considering model multilinguality. We investigate the following research questions, in order to provide an answer to **RQ 4**:

RQ 4a Given a model trained on a language, l_1 , does adding data for another language, l_2 , increase the performance on l_1 if those languages are similar?

RQ 4b In which way can such similarities be quantified?

RQ 4c What correlations can we find between model performance and language similarities?

We experiment on four NLP tasks: semantic tagging, part-of-speech tagging, dependency relation tagging, and morphological inflection. The language sample we use differs per task, and covers a total of 60 languages from a typologically diverse sample. After covering related work, we first present experiments in multilingual settings for each of these tasks (Sections 7.2, 7.3, and 7.4). We then investigate the correlations between two different measures of language similarity, and the change in system performance observed in multilingual settings, in order to provide an answer to our research questions (Section 7.5). An approach which can be considered as parallel to this effort, is works similar to Rosa et al. (2017), in which similarities between languages are exploited when deciding on which features to use in a cross-lingual parser.

7.2 Semantic Tagging

7.2.1 Background

The first task under consideration is semantic tagging, as introduced in Bjerva et al. (2016b), and described in more detail in Chapter 4. In this chapter, we consider this task in a multilingual setting, which is possible since the Parallel Meaning Bank (PMB, Abzianidze et al., 2017) includes such data for four languages: English, Dutch, German, and Italian.

7.2.2 Data

We use semantic tagging data obtained from the PMB (Abzianidze et al., 2017). There is a relatively large amount of gold standard annotation for English, which we use in our experiments. Note that, we only use data from the PMB in this setting, as opposed to the setting in Chapter 4 in which we also use data from the Groningen Meaning Bank (GMB, Bos et al., 2017). For the languages other than English, i.e., Dutch, German, and Italian, we rely on the projected tags based on this gold standard annotation. These tags were projected as described by Abzianidze et al. (2017), using word alignments obtained with *GIZA++* (Och and Ney, 2003). As the amount of parallel text differs per language, this yields the data amounts listed in Table 7.1.

Table 7.1: Overview of the semantic tagging data used in this work.

Language	Tokens	Sentences	Status
English	20,098	2,814	Gold
Dutch	3,446	506	Projected
German	13,702	1,960	Projected
Italian	11,376	1,711	Projected

7.2.3 Method

We employ a relatively simple neural network tagger for all of the tagging tasks in this study. The tagger used is a bi-directional Long Short-Term Memory model (Bi-LSTM, Hochreiter and Schmidhuber (1997); Graves and Schmidhuber (2005)). We use a single hidden layer for each direction, as shown in Figure 7.1. The input-representations used are 100-dimensional multilingual word embeddings trained on UN (Ziemski et al., 2016), Europarl (Koehn, 2005), and Bible data, using multilingual skip-gram (Guo et al., 2016), based on word alignments obtained with a variant of EFMARAL (Östling and Tiedemann, 2016).^{3,4}

The neural architecture used in this experiment is simpler than, e.g., the deep residual network Bi-GRU presented in Chapter 4. This choice was made mainly for three reasons. The primary motivation is that we wanted to rely only on multilingual word representations, seeing how far this will get us, without dealing with morphological dissimilarities, or exploiting morphological similarities directly. Additionally, using only word representations is one way of using fewer parameters, meaning that fewer computational resources are needed. Finally, although systems using character-based representations generally perform better than ones using only word-based representations, we are not interested in absolute performance *per se*, but rather relative changes in performance when building multilingual models.

Hyperparameters

We use the same hyperparameter settings for each of the experimental settings, so as to ensure comparability. These are detailed in Ta-

³Using the default parameter settings for *eflomal*:
<https://github.com/robertostling/eflomal>.

⁴These are the same embeddings used in the previous chapter.

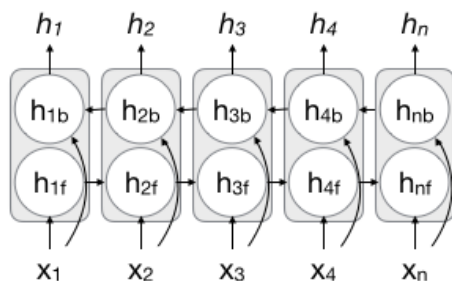


Figure 7.1: Sketch of the Bi-LSTM architecture used for our tagging tasks.

Table 7.2: Hyperparameters used for semantic tagging.

Hyperparameter	Setting	Notes
Library	Chainer (Tokui et al., 2015)	
Loss function	Categorical Cross-Entropy	
Optimiser	Adam (Kingma and Ba, 2014)	
Training iterations	Early stopping, <i>best val loss</i>	
Batch size	4 sentences	
Regularisation	Dropout (Srivastava et al., 2014)	$p = 0.5$
Regularisation	Weight decay (Krogh and Hertz, 1992)	$\epsilon = 10^{-4}$

ble 7.2. We always train for a maximum of 50 epochs, using the epoch at which validation loss was the best for evaluation.

7.2.4 Experiments and Analysis

We first look at a high-resource to low-resource scenario, using the languages for which we have a large amount of data (English, German, and Italian) as source languages, and all four languages as target languages. We then run further experiments using all four languages as source languages. Since only relatively few tokens are

available for Dutch we train on 1000 tokens, as this allows us to compare all four languages equally. We reserve 500 tokens for each language as test data, and split the remaining data into 80% for training and 20% for validation. Since we deal with parallel texts, we make sure that the training, development, and test sets used for l_1 and any l_2 do not overlap in any way during training.

Transfer from high-resource to low-resource languages

The goal of this experiment is to investigate zero-shot learning between languages for semantic tagging, in a scenario in which we use all training data available, giving us access to between 10,000 and 20,000 tokens of annotated data for the source languages. Given the tentative results of the previous chapter, we expect that the Germanic languages will be more beneficial for one another, as compared to Italian.

Table 7.3: Results on high-resource to low-resource transfer. Bold indicates the best source language for each target language, not considering the cases in which the source and target languages are identical, which are denoted by italics.

Train \ Test	English	German	Italian
English	<i>75.03%</i>	49.20%	35.45%
Dutch	49.30%	56.90%	36.31%
German	41.99%	<i>67.41%</i>	41.17%
Italian	35.74%	39.11%	<i>70.89%</i>

The results from these experiments are shown in Table 7.3, in which bold represent the best source languages for each target language, and italics denote the cases in which source and target languages are the same. We can observe that the results when the source and target languages are both Germanic are higher than when the

Romance language Italian is involved. For instance, using German as a source language for Dutch results in relatively high accuracies. This can be explained by two factors. For one, it is likely that the quality of the multilingual word embeddings is higher when comparing German and Dutch. Additionally, the extensive similarities between these two languages is likely to make zero-shot learning relatively easy.

Note that these results are not strictly comparable to those in Chapter 4, since we both use different and less training and evaluation data. In absolute terms, performance on similar data is around 5% worse in this experimental setting, although we train on approximately one order of magnitude less data than in Chapter 4.⁵

Transfer from low-resource source languages

In the low-resource source scenario, with 1000 training tokens per language, we compare some linguistic and input representation conditions. We run experiments with two *input representation* settings: i) with *frozen* pre-trained word representations; ii) with *updated* pre-trained word representations. By *frozen* word representations, we refer to representations which are kept at their initial states during learning. That is to say, errors are not back-propagated into the embeddings. In the *updated* condition, however, embeddings are updated during training. This comparison is done so as to investigate whether there is a difference when enforcing the multilingual embedding space to remain in its initial state, thus preserving multilingual distances.

In combination with the two representation settings, we also use two *linguistic* settings: a) monolingual training; and b) multilingual training. The monolingual training serves as a baseline, indicating

⁵In order to compare the architectures used, we also train and evaluate our tagger on the same data as in Chapter 4, in which case we obtain approximately the same performance as the baseline using only word representations.

how well we can transfer semantic tags from a source language to a target language, by only training on the target language. In the multilingual setting, we add training data for the target language, comparing transfer between languages in a multilingual setting. This comparison is done so as to investigate to what extent we can take advantage of data from two low resource languages, with the goal of benefitting both languages.

We first present results from the monolingual training in both input-representation settings, in Tables 7.4a, and 7.4b.

Table 7.4: Results on monolingual semantic tagging.

(a) Training on 1k monolingual tokens, frozen embeddings.

Train \ Test	English	Dutch	German	Italian
English	64.54%	37.24%	36.40%	28.54%
Dutch	36.32%	53.20%	44.80%	28.75%
German	35.10%	39.12%	54.36%	37.31%
Italian	30.29%	30.43%	29.40%	61.20%

(b) Training on 1k monolingual tokens, updated embeddings.

Train \ Test	English	Dutch	German	Italian
English	64.90%	38.82%	37.43%	31.51%
Dutch	39.86%	56.78%	40.93%	30.81%
German	39.14%	40.23%	55.46%	39.07%
Italian	25.09%	34.02%	31.21%	49.63%

Not surprising, monolingual models trained on the target language consistently perform better than when the source language is different from the target language, as in zero-shot learning. Nonetheless, all results when source and target languages differ outperform a most frequent class baseline (17.35%) by far. This is expected, as the

pre-trained models have been trained on a relatively large amount of parallel data, and have formed word spaces which are unified across languages, which allows them to generalise somewhat across languages, and confirms the quality of the embeddings themselves. Comparing these results to those of the high-resource to low-resource setting, we can observe a steep drop in performance. This is due to the fact that we have approximately an order of magnitude less data in the current setting.

Surprisingly, updating the pre-trained word embeddings during training increases results for most source/target combinations (English/Italian being the exception). This was unexpected, as it is usually beneficial to update such embeddings during training, as this allows them to learn representations which are tuned for the task at hand. It was, however, not expected that this would be the case when applying model transfer, as we expected that tuning, say, the English representation for *dog* to be more task-specific, would skew it away from that of the Dutch equivalent *hond*. It would be interesting to explore this further, observing the resulting word-space after updating only one language in a multilingual language space. Italian, interestingly, sees a severe drop in performance when updating embeddings in a monolingual setting. This might be explained by the updated embeddings being overfit, and not generalising to the test set.

Transfer between low-resource source languages

We now turn to transfer between low-resource source languages. In this setting, we are mainly interested in seeing whether more related languages, i.e. English, Dutch, and German, are more beneficial to combine with one another, than with the typologically more distant Italian language.⁶

⁶We will consider how these similarities can be quantified in Section 7.5.

Table 7.5: Results on multilingual semantic tagging.

(a) Training on 1k+1k multilingual tokens, frozen embeddings.

Test \ Train	English	Dutch	German	Italian
English	64.54%	65.38%	64.98%	65.08%
Dutch	56.07%	53.20%	60.20%	54.96%
German	54.96%	55.30%	54.36%	54.49%
Italian	47.69%	47.25%	47.29%	61.20%

(b) Training on 1k+1k multilingual tokens, updated embeddings.

Test \ Train	English	Dutch	German	Italian
English	64.90%	39.53%	64.98%	22.85%
Dutch	37.56%	56.78%	60.20%	26.69%
German	39.21%	40.12%	55.46%	21.87%
Italian	26.27%	34.47%	47.29%	49.63%

Tables 7.5a, and 7.5b contain the results from semantic tagging with multilingual training. Considering the rows in each table, it is generally the case that training a model with a combination of English, Dutch and German, improves results more than combining one of these with Italian. This seems to hold in both conditions, with and without updating the pre-trained vectors in training.

In contrast to the monolingual training case, we here do observe that freezing the vectors during training is beneficial for model performance. It may be the case that, since the weights of the embeddings in both l_1 and l_2 are optimised, they are pushed even further apart than in the monolingual training case in which only one language’s embeddings are affected. Hence, in the frozen case, the in-

tegrity of the multilingual language space is maintained, allowing the model to learn cross-lingually. A potential explanation for the drop in results on Italian when updating the embeddings might be the extent to which the languages are similar. Since English, German, and Dutch are all Germanic languages, it is possible that this relatedness suffices to preserve the multilingual quality of the word space.

7.2.5 Summary of Results on Semantic Tagging

We have observed that training on similar languages is helpful for semantic tagging, in the sense that combining Germanic languages tended to be beneficial. Additionally, training in a high-resource scenario on, e.g., German and using Dutch as a source language yielded better results than when training on low-resource Dutch (see Tables 7.3 and 7.4a). This leads us to ask whether similar patterns can be found when observing a larger sample of languages, and on other tasks.

7.3 Tagging Tasks in the Universal Dependencies

The Universal Dependencies treebank offers an excellent testing ground for experiments on NLP model multilinguality. The corpus collection contains many languages, with several layers of uniform annotation across languages (Nivre et al., 2016b). We use version 2.0 of the UD treebanks for experiments in two tasks: PoS tagging and dependency relation tagging (Nivre et al., 2017). We evaluate on the 48 languages for which training data is available.

7.3.1 Data

In order to balance our experiments for differing data sizes, we balance all training sets so as to have an equal number of tokens. We set this amount to 20,000 tokens, in order to allow for inclusion of the smallest language in the UD (Vietnamese, $n = 20285$). Hence, the

overall results obtained will be relatively low, but should make the effects of multilingual modelling clearer. A part of the evaluation will deal with grouping languages per language group. An overview of which languages are included in the Germanic, Romance, and Slavic families in these evaluations is given in Table 7.6.

7.3.2 Method

We employ the same tagger as described in the semantic tagging experiments of this chapter, detailed in Section 7.2.3. We also use the same hyperparameter settings, as shown in Table 7.2, and the same input representations. The main difference with the semantic tagging experiments is therefore simply the tasks at hand, and the amount of languages under consideration.

Experimental Setup

We only use the setting with *frozen* word representations, as established in the semantic tagging experiments. We focus on results from the multilingual training settings, as we are interested in how these results differ between language pairs. Additionally, we consider two tasks in this setup: PoS tagging, and dependency relation tagging. Dependency relation tagging is the task of predicting the dependency tag (and its direction) for a given token. This is a task that has not received much attention, although it has been shown to be a useful feature for parsing (Ouchi et al., 2014, 2016).⁷ These *deprel* tags can be derived directly from UD dependency parse trees, making it straightforward to evaluate on this task for the same sample of languages in the same settings. In this setting, we use the dependency relation instantiations with simple granularity and simple directionality (i.e., encoding the head and its relative position, for each word), described further in Chapter 5 (Table 5.1).

⁷Dependency relation labels are discussed in more detail in Chapter 5.

Table 7.6: Language grouping of the Germanic, Romance, and Slavic languages used in our experiments.

Language family	Language
Germanic	Afrikaans
	Danish
	Dutch
	English
	German
	Norwegian Bokmål
	Norwegian Nynorsk
	Swedish
Slavic	Belarusian
	Bulgarian
	Croatian
	Czech
	Old Church Slavonic
	Polish
	Russian
	Serbian
	Slovak
	Slovenian
Ukrainian	
Romance	Catalan
	French
	Galician
	Italian
	Latin
	Portuguese
	Brazilian Portuguese
	Romanian
Spanish	

7.3.3 Results and Analysis

Due to the large number of language pairs, we discuss the results from the mean accuracy on a language group when trained in combination with a sample of languages.⁸

PoS Tagging

Table 7.7 contains PoS tagging results with frozen embeddings. Some noteworthy findings include the highest accuracies per language group, marked in bold. These are generally obtained by languages which are in the same language group, although there are exceptions to this pattern. Note that we do not develop on the language which we use for evaluation. That is to say, e.g., when evaluating on Danish, the *Germanic* column is calculated as the mean accuracy over German, Norwegian Bokmål and Nynorsk, and not including Danish.

There are examples in which training on a language from the same language group worsens performance overall. Some notable cases include training on Dutch for the Germanic languages. The relatively poor performance as compared to Danish might be explained by the fact that this group includes four Scandinavian languages, meaning that Danish has three such languages which it is likely helpful for. Dutch, on the other hand, has only two languages to which it is highly similar in the Germanic group, namely Afrikaans and German.

It is nonetheless somewhat puzzling that some non-Germanic languages yield better performance in the Germanic group than Dutch. Considering the baseline column in the table, however, it is clear that the model only sees increases in performance in a few cases, with a loss in performance in nearly all cases. Therefore a potential explanation to the overall drop in results might be the fact that, although all languages within a single group are related to one another, this relatedness might still be too distant to be exploited in the current

⁸Results covering all languages are presented later in this chapter.

setup. For instance, the languages in the Slavic group represent a relatively large variety.

Table 7.7: PoS results – Training on 20k+20k multilingual tokens, frozen embeddings. Columns indicate average results over languages in that language group.

Language	Germanic	Romance	Slavic
Baseline	83.97%	84.35%	81.12%
Bulgarian	83.89%	82.93%	76.53%
Czech	83.79%	82.34%	76.28%
Danish	84.14%	84.20%	79.73%
Finnish	83.87%	83.58%	78.41%
French	82.59%	84.54%	79.73%
Italian	83.83%	83.77%	79.67%
Dutch	82.46%	84.32%	79.40%
Polish	81.93%	84.44%	78.58%
Portuguese	83.35%	81.14%	78.42%
Russian	83.85%	82.77%	82.26%

Dependency Relation Tagging

Table 7.8 contains results from dependency relation tagging in the frozen embeddings setting. Interestingly, although the top results for Germanic and Slavic are from in-group languages, we observe the best results here for out-of-group languages for the Romance group. The results of these experiments show a similar trend to those in the PoS experiments, with almost all results being worse than the baseline.

7.3.4 Summary of Results on the Universal Dependencies

For semantic tagging, we saw increases in performance when combining the Germanic languages with one another. The results from

Table 7.8: DepRel results – Training on 20k+20k multilingual tokens, frozen embeddings. Columns indicate average results over languages in that language group.

Language	Germanic	Romance	Slavic
Baseline	65.10%	70.31%	65.25%
Bulgarian	59.01%	69.52%	60.31%
Czech	64.05%	67.91%	61.95%
Danish	65.56%	68.20%	61.74%
Finnish	64.87%	63.34%	61.78%
French	64.99%	67.63%	62.23%
Italian	63.94%	67.97%	61.91%
Dutch	64.71%	66.33%	62.29%
Polish	64.15%	64.68%	60.98%
Portuguese	64.92%	67.36%	62.31%
Russian	64.17%	68.32%	65.30%

tagging tasks on the UD languages reveal that this granularity of language similarity is not sufficient to determine whether this type of model multilinguality will be successful, under the experimental conditions used here. In fact, observing results aggregated by the language families Germanic, Romance, and Slavic, revealed a decrease in performance when transferring from almost all languages in these families, with some exceptions. These results thus shed some light on two potential issues. On the one hand, describing language similarities in terms of typological families is perhaps not sufficient for the purposes of this chapter. On the other hand, the multilingual model architecture used in the tagging experiments of this chapter might not be sufficient to fully take advantage of language similarities.

7.4 Morphological Inflection

Having investigated two sequence labelling tasks, we now turn to a sequence-to-sequence prediction task, namely morphological inflection. The 2017 shared task on morphological inflection offers a large amount of data for 52 languages (Cotterell et al., 2017). Whereas the shared task has two sub-tasks, namely inflection and paradigm cell filling, we only evaluate on the inflection task. Furthermore, we use the high-resource setting, in which we have access to 10,000 training examples per language. The inflection subtask is to generate a target inflected form, given a lemma with its part-of-speech, as in the following example:

```
Source form and features: release V;NFIN
Target tag:                V;V.PTCP;PRS
Target form:               releasing
```

7.4.1 Method

We employ a deep neural network for the experiments in morphological inflection. This consists of an attentional sequence-to-sequence model, as described in Östling and Bjerva (2017).^{9,10} The system takes embedded character representations as input to a Bi-LSTM encoder. The output of the encoder is passed through an attention mechanism, to an LSTM decoder which also takes the target form’s morphological tags as features. All layers in the network has 128 hidden units. Optimisation is done using Adam (Kingma and Ba, 2014) with default parameters. Whereas Östling and Bjerva (2017) explore learning a single model per language, in this chapter we experiment with learning joint models across languages. Additionally, we do not use an

⁹Available at <https://github.com/bjerva/sigmorphon2017>.

¹⁰In the SIGMORPHON shared task, this team placed as the 4th best (Cotterell et al., 2017).

ensemble for the results presented in this chapter. The system architecture is visualised in Figure 7.2

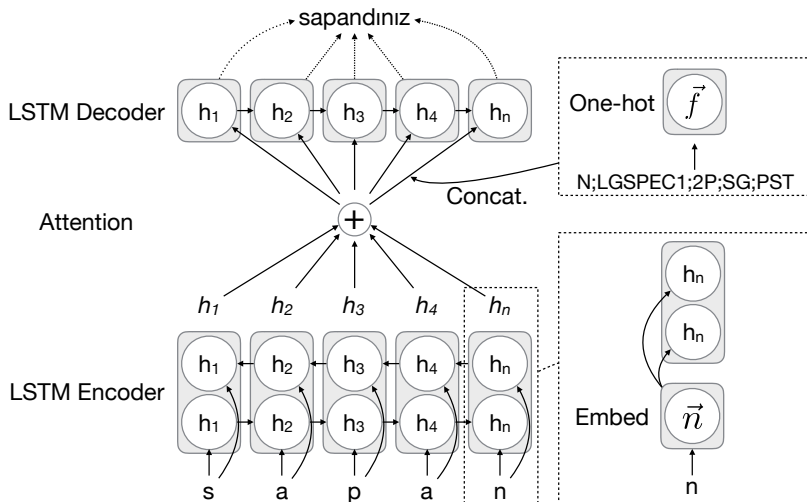


Figure 7.2: Architecture used for morphological inflection, consisting of an encoder-decoder with attention. The example depicts the production of the Turkish inflected form *sapandiniz*, based on the input *sapan* and the tags *N;LGSPEC1;2P;SG;PST*.

Experimental Setup

We train our system using joint input and output representations. In order to examine the effect of adding a language to the mix, we train each model as follows. Given each language in the set of languages $l \in L$, we sample all language combinations l_1, l_2 . We then train on the entire *high* dataset of l_1 (i.e., 10,000 examples), combined with n training examples from l_2 , with $n = [0, 2^0, 2^1, \dots, 2^{13}]$.¹¹ In other words, l_1 is our source language, and l_2 our target language. This yields a total of $|L| \times |L| \times |n| = 24,000$ experiments. Note that the

¹¹The SIGMORPHON-2017 shared task dataset contains three resource settings: low (100 examples), medium (1000 examples), and high (10000 examples).

model is language agnostic, and apart from orthographic similarities between languages, has no way of knowing whether a certain string belongs to, e.g., Norwegian Nynorsk or Bokmål. We train each model for a total of 36 hours on a single CPU core, and report results using the model with the best validation loss.

7.4.2 Results and Analysis

Evaluation is done using the standard metric for this task, namely the Levenshtein distance between the predicted form and the target form (i.e. lower is better). Figure 7.3 shows results group-mean results on l_2 accuracy for training size n . The green lines show results when the $l_1 =$ Swedish, the red lines when the $l_1 =$ Spanish, and the blue when $l_1 =$ Slovak. Note that for performance is always better when training is combined with a language from the same language group. Notable is the performance with $l_1 =$ Spanish in the Nordic language group, where performance in fact drops when adding more l_2 samples at first. This indicates that transfer from languages which are more similar is beneficial, as compared to transfer from less related languages. This should come as no surprise, as the morphological similarities between, e.g., Norwegian and Danish are very pronounced, whereas similarities between Norwegian and Spanish are limited, if any exist. As a transfer baseline, the bottom right shows an average across all language families, showing that none of the languages are inherently better as source languages, as confidence intervals overlap for almost all amounts of l_2 samples.

The results when using fewer than 256–512 l_2 samples are, across the board, below baseline levels. This can be explained by the fact that the system setup used in these experiments was not sufficient for cross-lingual transfer to be particularly successful. Changes in the architecture, such as including language vectors, as described by Östling and Tiedemann (2017) and Malaviya et al. (2017) is one possi-

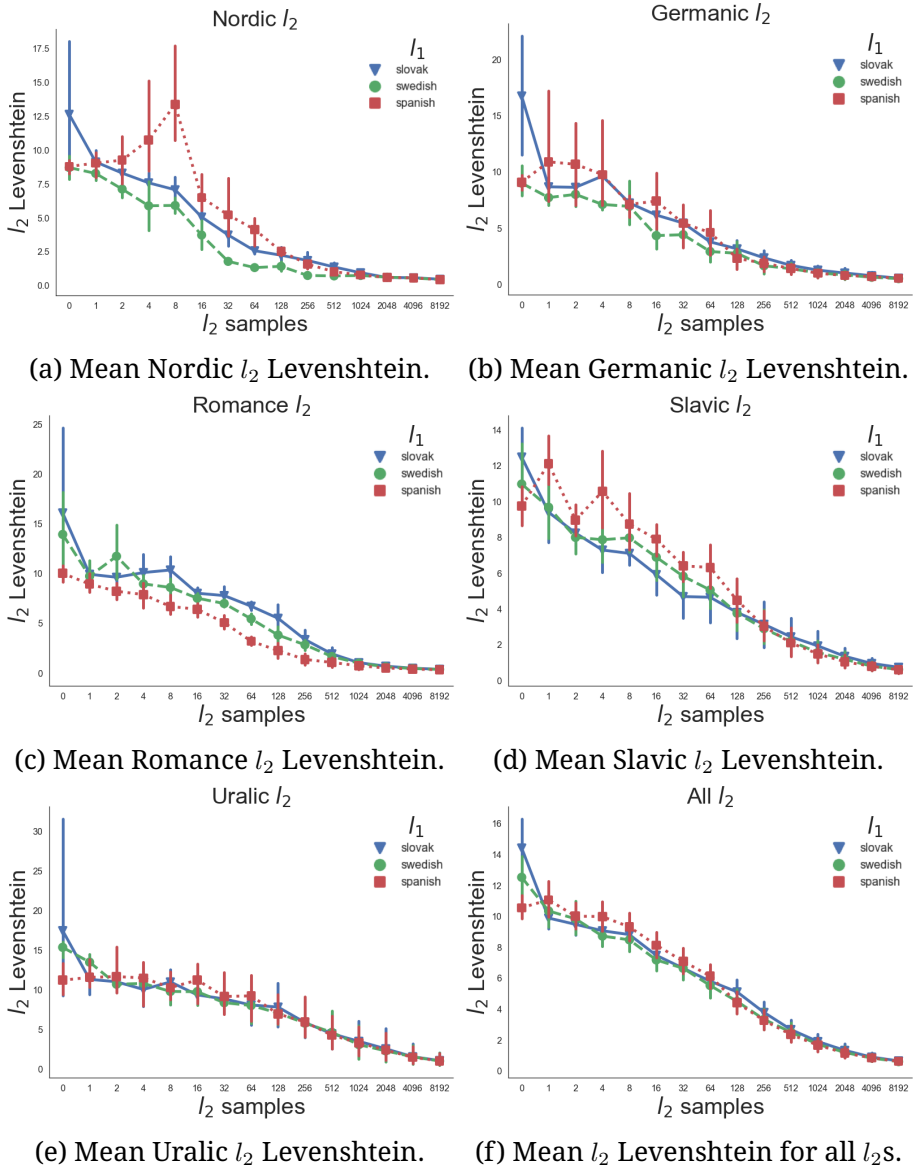


Figure 7.3: Results on morphological inflection, with Slovak (blue, full, triangles), Swedish (green, dashed, circles), and Spanish (red, dotted, squares) as l_1 .

bility of improving this.¹²

In all cases, when sufficient l_2 data has been observed, the differences in performance with different l_1 is close to zero. This indicates that the model is not relying on information from the l_1 in such cases. The results obtained by the multilingual system when observing 2^{13} l_2 samples are similar to those obtained by the monolingual systems in Östling and Bjerva (2017). There are slight drops in performance across the board, which can be explained by two factors. On the one hand, some net capacity is wasted (from the perspective of l_2 performance), as we encode several languages in the same model. Additionally, we only observe 2^{13} l_2 samples, whereas the systems in Östling and Bjerva (2017) use all 10,000 samples available for training.

7.4.3 Summary of Results on Morphological Inflection

Similarly to the semantic tagging results, we observe that typologically related languages do tend to fare better in this transfer setting. Perhaps most convincing are the results when using Swedish as the source language and evaluating on Nordic target languages. This might be caused by the fact that the languages included in the Nordic (Danish, and Norwegian Bokmål and Nynorsk) group are highly similar to Swedish, whereas the other languages and language groups under consideration are more distinct.

7.5 Estimating Language Similarities

So far, we have considered the research questions dealing with the effects of hard parameter sharing between languages. The results have differed per task and per language combination, with the general trend that languages which *seem* similar, tend to be beneficial in combination with one another. This brings us to the final research

¹²Language vectors are described further in Section 7.5.1.

question addressed in this chapter, namely, with what type of similarity measures does multilingual effectivity correlate?

As grouping by typological language families yielded a relatively large spread in results, one possibility is that language similarities should be quantified in a different manner. We investigate two different measures to estimate the similarity between languages. These measures have in common that the requirements to produce them are vanishingly small, meaning that they are not restricted to a few languages. In fact, the measures are readily available for a significant portion of the languages in the world. Furthermore, the two measures are quite different from one another – one directly obtained in a data-driven manner, and one based on edit distances on a lexical level.

7.5.1 Data-driven Similarity

The data-driven similarity measure which we employ is based on training language embeddings together with a Long Short-Term Memory language model (Hochreiter and Schmidhuber, 1997). The vectors are learned by conditioning the LSTM's prediction on an embedded language representation, when training the language model on a large collection of languages. This leads to the model learning representations which encapsulate some type of language similarity, which means that the vectors can be used to calculate similarities between languages, and is presented by Östling and Tiedemann (2017).¹³ Furthermore, the method is applicable to languages with very limited data, such as all languages with, for instance, a translation of the New Testament (i.e. ≈ 1000 languages). This approach to obtaining distributed can be compared to Malaviya et al. (2017), in which similar representations are learned in a neural machine trans-

¹³Thanks to Robert Östling for providing us with access to this resource.

lation system. We use the cosine distance between the vectors of two languages as a measure of their similarity.

7.5.2 Lexical Similarity

We calculate lexical similarity as in Rama and Borin (2015), by using normalised Levenshtein distance (LDN) between aligned word lists. LDN is calculated by summing length normalised Levenshtein distances for pairs of words using, e.g., Swadesh lists.¹⁴ While effects such as similarity between phoneme inventories could cause unrelated languages to seem related, LDN has the advantage that it compensates for such effects (Rama and Borin, 2015).

Lexically aligned lists, similar to the Swadesh lists, are obtained from the Automated Similarity Judgement Program (ASJP) database (Wichmann et al., 2016).¹⁵ The ASJP aims to offer 40-word lists for all of the world's languages, and currently offers such lists for 4664 languages.¹⁶ These lists are linked on the meaning level, which allows for comparison of words across languages (see Table 7.9 for an example). The lists do not contain the orthographic representations of these words, but rather a phonemic representation. Such a representation is beneficial for our purposes, as differences in orthography resulting from historical artefacts might otherwise skew the results. For instance, while the orthographic representations of the 1st person singular pronoun in English and Norwegian have the maximum possible Levenshtein distance for the word pair (*I* vs. *jeg*), their phonemic representations reveal the commonalities (*Ei* vs *yEi*).

Figure 7.4 further illustrates the lexical distance measure. Languages which are typologically similar to each other are automati-

¹⁴Swadesh lists are standardised word lists, covering semantic concepts which are normally found in a given language, developed for the purposes of historical-comparative linguistics.

¹⁵<http://asjp.clld.org/>

¹⁶As of 11-05-2017.

Table 7.9: Examples from ASJP for English, Dutch, Norwegian, Finnish, and Estonian.

Word/Meaning	English	Dutch	Norwegian	Finnish	Estonian
I	Ei	ik	yEi	minE	mina
you	yu	yEi	d3	sinE	sina
we	wi	vEi	vi	me	me
one	w3n	en	En	iksi	uks
two	tu	tve	tu	kaksi	kaks

cally grouped together, using the hierarchical clustering algorithm *UPGMA* (Unweighted Pair Grouping Method with Arithmetic-mean, cf. Saitou and Nei, 1987).

7.5.3 Results and Analysis

We will now consider the correlations observed between these language measures, and the results obtained from the multilingual experiments outlined in this chapter. The results from the semantic tagging are not included in this analysis, as we have too few data points available for the semantic tagging task to allow for reliably quantitative analysis. However, it is worth noting that the Germanic languages tend to help each other out, whereas Italian is generally less beneficial to performance.

Tagging Tasks in the Universal Dependencies

Figure 7.5a shows language correlations with language vector similarities, across languages and conditions in the PoS tagging task (Spearman $\rho = -0.14$ ($p = 0.001$)). Figure 7.5b contains the corresponding plot for the dependency relation task (Spearman $\rho = -0.19$ ($p \ll 0.001$)). Although these correlations are statistically significant, it is

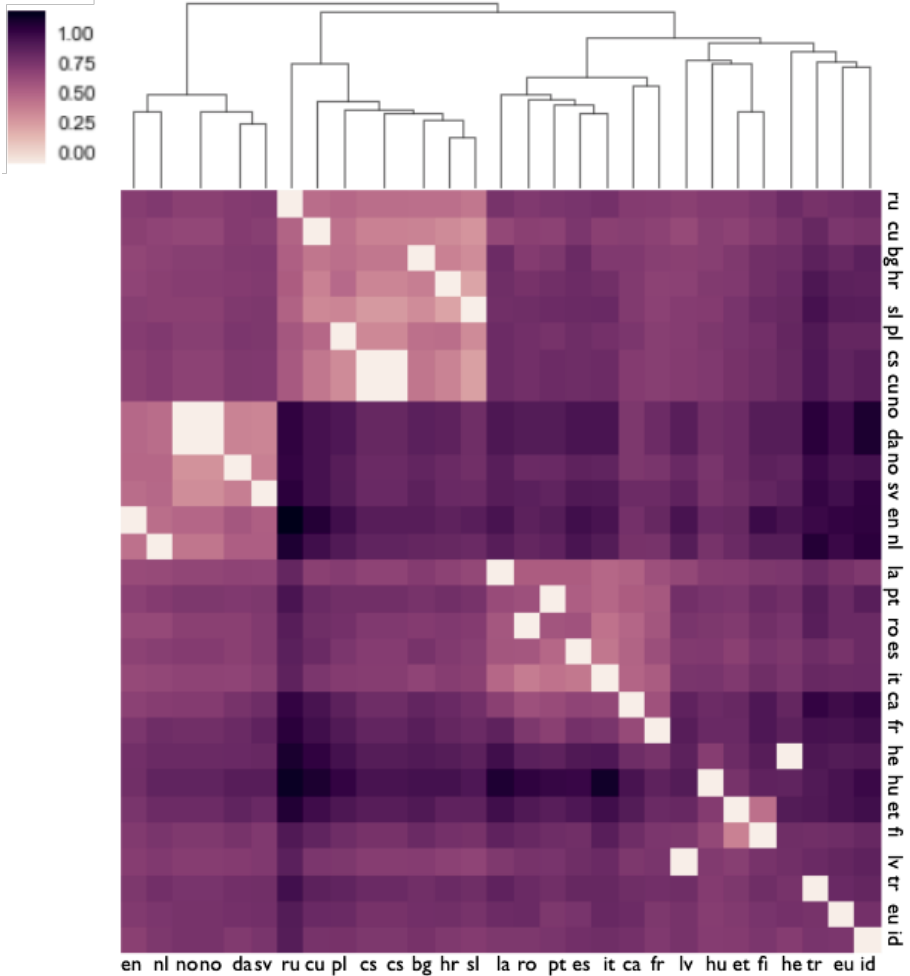


Figure 7.4: Distances calculated using LDN between ASJP lists, clustered with UPGMA.

debatable whether or not they are practically significant. Given this amount of data points, statistically significant results are relatively likely, as the p-value indicates the risk of the correlation coefficient being equal to zero, given the data.

Although the correlations themselves are rather weak, it is interesting to observe that the patterns for both language similarities are rather similar. This is likely due to the fact that both of these measures offer some explanatory value for the problem at hand, and might also be a side-effect of the fact that these two measures correlate rather well with one another ($\rho = 0.7, p \ll 0.001$).

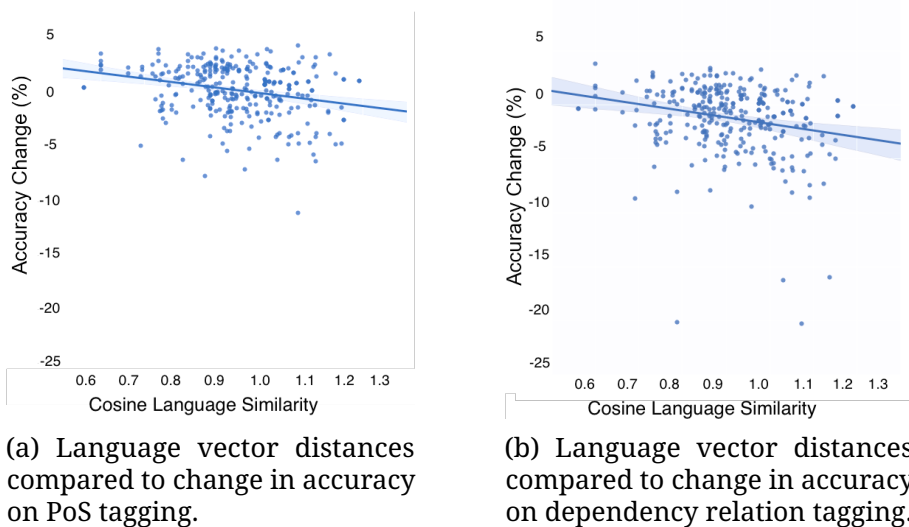


Figure 7.5: Language vector distances: Correlations between accuracy and language similarities.

Morphological Inflection

The correlations between vector distances and performance in morphological inflection are weak, as seen in Figure 7.6a (Spearman $\rho = 0.075, p < 0.001$). The correlation coefficient is somewhat higher

when comparing with Levenshtein distance, as seen in Figure 7.6b (Spearman $\rho = 0.16$, $p \ll 0.001$).

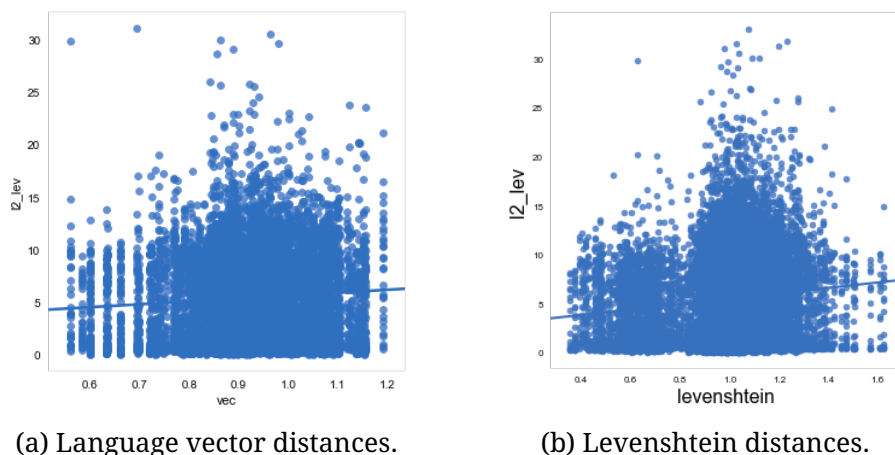


Figure 7.6: Morphological inflection: correlations between Levenshtein distance and language similarities.

7.5.4 When is Multilinguality Useful?

As we used relatively little data for training the tagging models, so as to allow for inclusion of a large number of languages, the absolute performance obtained is quite low. However, there appears to be some relation between the usefulness of adding in one more language to a model, and how similar those languages are. Although this seems quite intuitive, the effects observed in our training setting were more subtle than expected. For instance, in many cases languages which are not particularly related appear to also increase system performance. This might be explained by two factors. On the one hand, it is possible that the quality of the word embeddings used is high enough so as to make the model fairly language agnostic. An alternative explanation, is that the network simply uses the information from a second language to further adjust its prior.

In the case of morphological inflection, we saw that the edit-distance based measure of language similarity was more informative than the language vectors. The fact that a measure based on edit distances is more successful here, is not altogether surprising as the task deals with minimising the Levenshtein distance between the predicted inflected form and the target form.

The effects seen in this work were weaker than expected, indicating that additional factors to language similarity as defined in this work govern the usefulness of multilinguality. However, the weak correlations still hold, indicating that choosing languages which are similar either in terms of lexical distance, or in terms of language vectors, might be a good place to start. An interesting prospect for future work, is to incorporate, e.g., the language vectors as a feature. This might make it easier for the model to learn between which languages it is the most beneficial to share certain parameters (e.g. between Nordic languages), and between which languages such sharing would likely lead to negative transfer.

7.6 Conclusions

We investigated multilinguality in four NLP tasks, and observed correlations between performance in multilingual models with two measures of language similarity, in addition to a preliminary comparison based on typological language families. On a general level, we found some cases in which using a source language related to the target language was beneficial, mainly in the case of semantic tagging (**RQ 4a**). We then looked at two measures of language similarities (**RQ 4b**), which showed some correlations with multilingual model effectivity. The correlations found were, however, rather weak, indicating that language similarities as defined in this work are not sufficient for explaining such improvements to a large degree (**RQ 4c**).

In the next chapter, we will nonetheless continue on this path, attempting to both exploit language similarities, as well as similarities between tasks (**RQ 5**).

PART IV

Combining Multitask and Multilingual Learning



CHAPTER 8

One Model to rule them all: Multitask Multilingual Learning

Abstract | Multitask learning and multilingual learning share many similarities, and partially build on the same assumptions. One such assumption is that similarities between tasks, or between languages, can be exploited with beneficial effects. A natural extension of these two separate paradigms is to combine them, in order to take advantage of such similarities across both modalities simultaneously. In this chapter, such a combined paradigm is explored, with the goal of building *One Model to rule them all*. The pilot experiments presented here take a first step in this direction, by looking at Part-of-Speech tagging and dependency relation labelling for a large selection of source languages. We restrict ourselves to looking at three target languages representing some typological variety: Finnish, Italian, and Slovene. Furthermore, we run experiments with a relatively simple model, using simple hard parameter sharing, and multilingual input representations. In spite of this simplicity, promising results are obtained for these three languages. For instance, a model which has not seen a single target language PoS tag performs almost equally to a model trained on target language PoS tagging only.

8.1 Combining Multitask Learning and Multilinguality

While Part I of this thesis focussed on multitask learning (MTL), and Part II focussed on multilingual learning (MLL), we now turn to a combined paradigm. In other words, in this final chapter of the thesis, we both consider several tasks and languages at the same time. Let us first consider why such an approach might be useful. For one, joint multilingual and multitask learning allows for taking advantage of the increasing amount of multilingual corpora with overlapping annotation layers, such as the Universal Dependencies (Nivre et al., 2017), and the Parallel Meaning Bank (Abzianidze et al., 2017).¹ Hence, this approach might significantly reduce *data waste*, as one traditionally only considers a single task–language combination at a time. An additional advantage of this paradigm is that it opens up for simultaneous model transfer between languages and tasks. This essentially allows for applying zero-shot learning, in the sense of predicting labels for an unseen task–language combination while taking advantage of other task–language combinations.² This approach has not been the subject of much attention in the field, perhaps due to its reliance on the combination of both MTL and MLL, which have only recently become popular. Another issue is the fact that such combined systems put rather large demands on both access to data (alleviated by the UD project), and access to sufficient computing resources. Although a full exploration of the possibilities of this paradigm is not carried out in this chapter, we do take a first step in this direction. The main aim of this chapter is to provide an answer to the following research question, in order to answer **RQ 5**.

RQ 5a To what extent can a combined MTL/MLL system generate sensible predictions for an unseen task–language combination?

¹In particular, we are interested in the fact that several languages have annotations within the same theoretical framework, following the same annotation guidelines, rather than a single language having several layers of annotation.

²I.e., zero-shot learning in a similar sense to Johnson et al. (2016).

Answering this question is considered as a step in the direction of *One Model to rule them all*. If successful, this will allow for bootstrapping off of more-or-less related languages and tasks, which in turn will be highly useful for both low-resource languages and low-resource tasks.

Related work

For related work on the separate paradigms of multilingual and multitask learning, the reader is referred to Chapter 3. In this chapter, we are concerned with a combined multilingual and multitask learning paradigm. Although little work has been done in multilingual multitask NLP, Yang et al. (2016) make some preliminary experiments in this direction by contrasting the two approaches, experimenting with NER, PoS tagging, and chunking on English, Dutch, and Spanish. Their approach uses hard parameter sharing for certain layers, either between languages, or between tasks. In the case of monotask MLL, they share character embeddings and weights of a character-based RNN, whereas in their monolingual MTL setup, they attach a task-specific conditional random field for each task. Since their MLL setup depends on sharing character-based features, the approach is restricted to relatively related languages, and is not likely to work well for less related ones. Indeed, Yang et al. (2016) apply their method only to the relatively closely-related languages English, Dutch and Spanish. Recent work by Fang and Cohn (2017) exploits bilingual dictionaries in order to obtain cross-lingual embeddings, which are used to train a PoS tagger for a source language, which is then applied to a target language with embeddings in the same space.

This chapter expands on previous work by unifying MTL and MLL in a single system, using hard parameter sharing. This allows for taking advantage of similarities between tasks and between languages simultaneously. Rather than sharing character-level features, we fo-

cus on using multilingual word-level input representations. One advantage of avoiding character-level features in a setup using hard parameter sharing, is that reliance on morphological similarities is reduced, which might otherwise lead to negative transfer when considering distantly related languages. The work presented here therefore differs from Yang et al. (2016) in two main ways: i) our method is not restricted to morphologically similar languages, and is applicable to a large portion of (combinations of) the languages in the world; ii) we aim to combine a vast amount of data sources to generate reasonable predictions for a given unobserved task–language pair. Additionally, our motivations are quite different. Where Yang et al. (2016) aim to improve performance on a task–language pair for which annotated data exists, by adding a distant supervision signal from a different language for the same task, or a different task for the same language, we aim to induce tags for task–language combinations for which no annotated data exists. This is important, since a multitask multilingual setting will usually resemble the scenario depicted in Table 8.1.³ Let us consider language l_6 and task t_3 , as highlighted in red in the table. In order to fill this *gap*, we can choose from a few approaches: i) Spend an enormous effort in finding, hiring and training annotators; ii) Apply annotation projection to the text snippets which happen to be parallel text with languages for which annotation exists for t_3 , or first translate the data from l_6 to such a language (cf. the translation approach described in Chapter 3);⁴ iii) Train a multilingual system with supervision from only languages with annotation for t_3 (cross-lingual model transfer); or iv) Train a system on several task–language pairs in the matrix, including l_7 for other tasks.⁵ Our

³We will refer to such tables as *gap tables*, as they contain some filled (black) cells, and several white *gaps* without data.

⁴Note that the requirements for annotated/parallel data are quite high in this case (cf. Tiedemann et al. (2014)).

⁵The first three approaches can be considered traditional approaches, and are detailed in Chapter 3.

approach is essentially this final approach (iv).

Table 8.1: Black cells indicate the availability of annotated data for a given task–language pair. Some languages have (almost) all cells filled, whereas some have a large amount of gaps. The red cell indicates a potential target task–language combination, for which no annotated data exists.

	l_1	l_2	l_3	l_4	l_5	l_6	l_7	l_8	l_9	l_{10}	l_{11}	l_{12}	\dots	l_n
t_1	Black	Black	Black	Black	Black	Black	Black	Black	Black	Black	Black	Black	Black	Black
t_2	Black	Black	Black	Black	Black	Black	Black	Black	Black	Black	Black	Black	Black	Black
t_3	Black	Black	Black	Black	Black	Red	Black	Black	Black	Black	Black	Black	Black	Black
t_4	Black	Black	Black	Black	Black	Black	Black	Black	Black	Black	Black	Black	Black	Black
t_5	Black	Black	Black	Black	Black	Black	Black	Black	Black	Black	Black	Black	Black	Black
t_6	Black	Black	Black	Black	Black	Black	Black	Black	Black	Black	Black	Black	Black	Black
t_7	Black	Black	Black	Black	Black	Black	Black	Black	Black	Black	Black	Black	Black	Black
t_8	Black	Black	Black	Black	Black	Black	Black	Black	Black	Black	Black	Black	Black	Black
t_9	Black	Black	Black	Black	Black	Black	Black	Black	Black	Black	Black	Black	Black	Black
t_{10}	Black	Black	Black	Black	Black	Black	Black	Black	Black	Black	Black	Black	Black	Black
t_{11}	Black	Black	Black	Black	Black	Black	Black	Black	Black	Black	Black	Black	Black	Black
t_{12}	Black	Black	Black	Black	Black	Black	Black	Black	Black	Black	Black	Black	Black	Black
\dots	Black	Black	Black	Black	Black	Black	Black	Black	Black	Black	Black	Black	Black	Black
t_n	Black	Black	Black	Black	Black	Black	Black	Black	Black	Black	Black	Black	Black	Black

8.2 Data

8.2.1 Labelled data

While the goal is to extend this approach to a matrix such as in Table 8.1, we will only look at two tasks in this chapter. Additionally, since the goal in this pilot experiment is to see whether the proposed MTL/MLL paradigm is at all feasible, a setting in which very high correlations between main and auxiliary tasks can be found was chosen. We therefore focus on PoS tagging and dependency relation (DepRel) labelling, as data for both of these tasks is available for a relatively large amount of languages through the Universal Dependencies (UD) project. There are many possible ways of defining dependency rela-

tion labels, and in this chapter we use the *simple/simple* paradigm described in Chapter 5 (Table 5.1). Furthermore, positive results have been obtained for this particular task combination, e.g., in Chapter 5. In the experiments of this chapter, UD v1.2 is used (Nivre et al., 2015).

8.2.2 Unlabelled data

We take a similar approach to enabling model multilinguality as in Part III. That is to say, we use unified input representations, in the sense that we use multilingual word embeddings. Although many options exist, we use multilingual skip-gram (Guo et al., 2016), for the same reasons as in Part III.

We train the embeddings in two resource settings. The first is a high resource setting, in which we have access to a large amount of parallel text. In this setting, we train embeddings on the Europarl corpus (Koehn, 2005). The second is a low resource setting, in which we only require very limited amounts of parallel data, and train embeddings on a collection of Bible corpora. The low resource setting is, indeed, truly low-resource, as we only require approximately 140,000 tokens of training data.⁶ Additionally, although the use of Bible corpora for multilingual representations can be criticised for many reasons, including the specificity of the domain, and the archaicness of the language, this data has the advantage that it is available for more than 1,000 languages. While this does leave a long tail of approximately 5,000 languages for which such resources are not available, it nonetheless constitutes a leap forward from requiring Europarl-levels of data.

⁶This is the approximate token count for the English New Testament, and is bound to differ for other languages.

8.3 Method

8.3.1 Architecture

The system used is the same bi-GRU as described in Chapter 7. To recap, the bi-GRU is two layers deep, and uses only word-level multilingual embeddings as input. The network has two output layers – one for PoS tags, and one for dependency relation tags. In the settings in which no dependency relations are observed, the weights of the corresponding layer are left unaltered. This includes the baseline setting, and the settings with transfer solely from PoS tags.

Although using character-level representations would likely yield higher performance for some cases, there are two main reasons why this is not done. Primarily, it is likely that using such representations would lead to negative transfer between less related languages. This would need to be dealt with in a more sophisticated way than simple hard parameter sharing, for instance by using sluice networks, in which the parameter sharing itself is learnt (Ruder et al., 2017). Additionally, the goal of the experiments in this chapter is not to obtain the highest possible results, which is the trend in much of current NLP, but rather to investigate the differences between different transfer settings.

8.3.2 Hyperparameters

Hyperparameters were tuned to a small extent on the English development set when training on only English PoS tags, with the goal of asserting that the system performs on-par with the word-based Bi-GRU in Chapter 4. The aim was to perform a relatively low amount of tuning, keeping parameters at fairly standard values. These hyperparameters were used for all experiments in this chapter. We use rectified linear units (ReLUs) for all activation functions (Nair and Hinton, 2010). We apply dropout ($p = 0.2$) at the input level, and recurrent

dropout (Semeniuta et al., 2016) between the layers in the network. We use the Adam optimisation algorithm (Kingma and Ba, 2014) with a batch-size of 10 sentences (randomly sampled from all source languages under consideration). Training is done over a maximum of 50 epochs, using early stopping monitoring the loss on development sets of all source languages in the given experimental condition. The weighting parameter λ , defining the weight of the auxiliary task is set to $\lambda = 1.0$, i.e., weighting the main and auxiliary tasks equally.

8.4 Experiments and Analysis

For the purposes of evaluating whether the proposed approach is feasible, we consider several potential scenarios. In all experiments, we look at filling the *gap* of Finnish, Italian, and Slovene PoS tags. These languages were chosen so as to represent some level of typological diversity, with one language from outside the Indo-European family (Finnish), and two fairly dissimilar Indo-European languages, of which one is a Romance language (Italian), and one is a Slavic language (Slovene). The evaluation metric used in the experiments is the accuracy of PoS tagging on each of these languages, as evaluated on their UD development sets.⁷ We will successively increase the amount of, and variety of, data which the models are trained on. We will also investigate the effect of adding more or less related languages to the training data. Language relatedness is displayed in Table 8.2, and is defined heuristically, based on typological relatedness.

Every system is trained on the concatenation of the entire training set of all source languages involved in the setup at hand. Validation is done on the concatenation of the development sets of all source languages in the setup at hand.

⁷No tuning is performed on this set.

Table 8.2: Source language overview table. Columns indicate whether the languages are considered to be related to the header of that column.

Language	Finnish	Italian	Slovene
Basque			
Bulgarian			x
Croatian			x
Czech			x
Danish			
Dutch			
English			
Estonian	x		
French		x	
German			
Hebrew			
Hindi			
Hungarian	x		
Indonesian			
Irish			
Kazakh			
Latin		x	
Greek			
Norwegian			
Persian			
Portuguese		x	
Romanian		x	
Spanish		x	
Swedish			
Tamil			
Turkish			

Training on English PoS

Throughout the experimental overview, we will consider a gapped table as shown in Table 8.3. The black cells denote the source task–language combinations, and the red cells denote the target task–language combinations. Note that, although we could train a joint system for all target languages, separate systems are trained for each target language. This is because that, in following experiments, we look at languages which are related to the target languages to a smaller or larger extent. As our target languages are typologically quite different, this requires us to train separate systems, as it would otherwise be impossible to add a language which is equally related to, e.g., both Finnish and Italian. In the first experiment, we train on English PoS tags only, and evaluate on Finnish, Italian, and Slovene (Table 8.3). We also train a monolingual baseline system for each of the target languages which is used throughout this chapter, with the same general setup as the other systems, using the high-resource multilingual embeddings.

Table 8.3: Gap table – Training on English, PoS only. Evaluation is on the target languages Finnish, Italian, and Slovene.

Language	PoS	DepRel
English		
Target languages		

The results from this setting can be observed in Figure 8.1. The red bars indicate the systems trained on English PoS, with a black border around the system using high resource embeddings, and no border for the system using low resource embeddings. The black bars indicate the monolingual baseline systems. Not surprisingly, transfer from English is not particularly successful, with performance far below baseline. This shows that training on a single relatively unrelated language is not sufficient in this setting. As expected, results

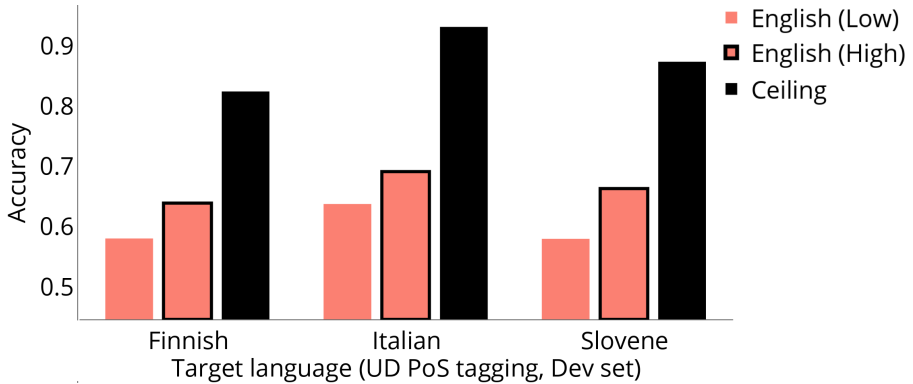


Figure 8.1: Red bars indicate training on English PoS. No border indicates training with low resource embeddings, and a black border indicates training with high resource embeddings. The black bars denote the monolingual baselines.

when using embeddings trained on Europarl are somewhat higher than when using low resource embeddings.

Training on PoS from several languages

Next, we add PoS training data from several languages, all relatively unrelated to the target languages. In this setting, the system for each target language is trained on all languages labelled as unrelated to the source language in Table 8.2, as depicted in Table 8.4.

Table 8.4: Gap table – Training on unrelated languages, PoS only.

Language	PoS	DepRel
Unrelated languages		
Target languages		

The results can be seen in Figure 8.2. Adding more languages to

the training material does not affect results noticeably for Finnish. For Italian and Slovene, however, the results improve somewhat, most notably when using high resource embeddings. This might be due to the fact that the UD dataset contains an Indo-European bias, meaning that the so-called unrelated languages which we have added still share fairly distant ancestry. We also see a rather large increase in the performance on Italian as compared to Slovene. This can be explained by the fact that many of the unrelated languages added in this setting are Germanic. Morphological complexity of Germanic languages is arguably relatively similar to Romance languages, such as Italian. On the other hand, Slavic languages such as Slovene are much more morphologically complex. This might have an effect on the quality of the multilingual word embeddings, leading to training on Germanic languages being more beneficial for Italian than it is for Slovene. Finnish, being from the Finno-Ugric language branch, does not benefit from this setting, perhaps due to its typological distance from the added languages being larger.

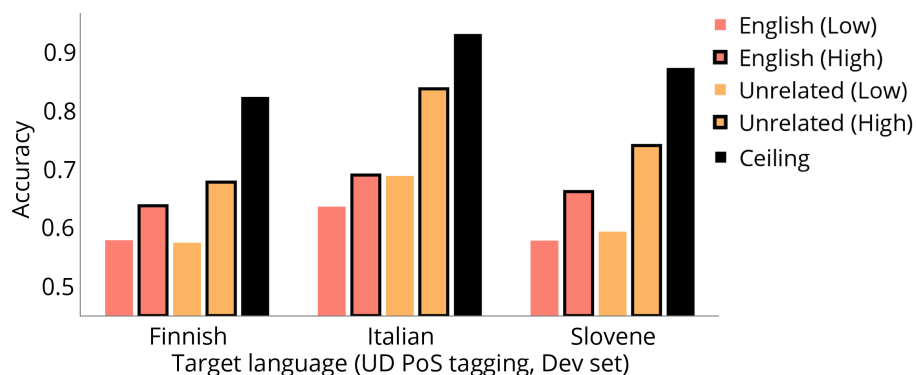


Figure 8.2: Red bars indicate training on English PoS. Orange bars indicate adding unrelated language PoS. No border indicates training with low resource embeddings, and a black border indicates training with high resource embeddings. The black bars denote the monolingual baselines.

Adding source language dependency relations

We now add dependency relation data for the same collection of languages as in the previous setting (see Table 8.5). This is the first setting in which MTL is combined with the MLL experiments, as the network is now trained on both PoS tagging and dependency relation labelling. The idea is that the correlations between PoS tags and DepRel labels can be learnt by the network in an implicit manner, which might be beneficial for system performance. However, we do not expect positive results in this particular setting, considering that the mutual information between PoS tags and dependency relations is relatively high, and we are not adding any extra data (see Chapter 5).

Table 8.5: Gap table – Training on unrelated languages, PoS and dependency relations.

Language	PoS	DepRel
Unrelated languages		
Target languages		

Figure 8.3 shows that, indeed, this addition does not affect results to a large extent. In fact, results drop somewhat in most settings, which may be owed to the fact that some of the net capacity is wasted, since two tasks need to be learned. As expected, since the system has not seen any data for either task for the target languages, adding this data does not improve much, which can be explained by the findings in Chapter 5.

Adding target language dependency relations

In this experiment, we add dependency relation data for the target languages in training (Table 8.6). The intuition behind this, is that the neural network ought to be able to make use of the implicitly

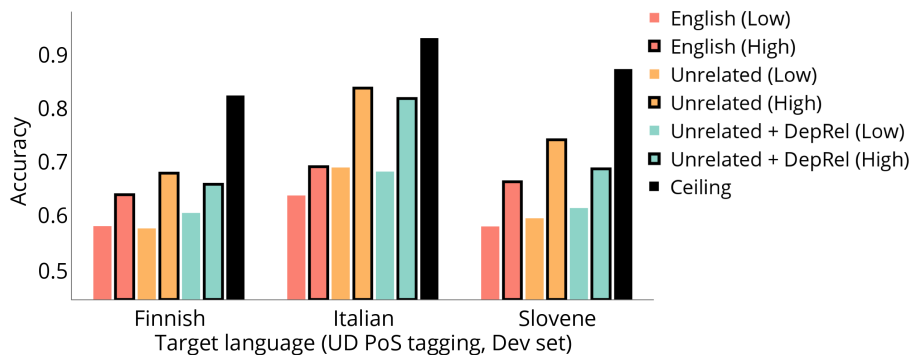


Figure 8.3: Green bars indicate adding source language dependency relations. No border indicates training with low resource embeddings, and a black border indicates training with high resource embeddings.

learn correlations between tasks, thus learning to produce sensible PoS tags for the target languages, in spite of never having actually observed such tags. In a sense, this is the first real combined MTL/MLL experiment in this chapter.

Table 8.6: Gap table – Training on English and unrelated languages, PoS and dependency relations.

Language	PoS	DepRel
Unrelated languages		
Target languages		

Results in Figure 8.4 show high resource embeddings almost reaching ceiling performance. This can be interpreted as showing that the network has learned the correlations between the two tasks, allowing for generating sensible PoS tags for the target languages. Another potential explanation is that adding extra data with high mutual in-

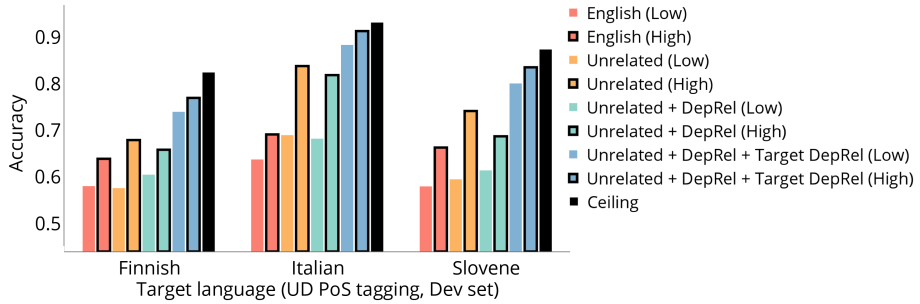


Figure 8.4: Blue bars indicate adding target language dependency relations. No border indicates training with low resource embeddings, and a black border indicates training with high resource embeddings.

formation with PoS tagging ought to be useful, based on the findings in Chapter 5.

Adding related languages, no target dependency relations

We here add data for related languages, as defined in Table 8.2. This is the same as the third experimental setting (Table 8.5), except we also look at related languages (depicted in Table 8.7). That is to say, we do not see any dependency relation tags for the target languages in this setting.

Table 8.7: Gap table – Training on unrelated and related languages, PoS and dependency relations.

Language	PoS	DepRel
Unrelated languages		
Related languages		
Target languages		

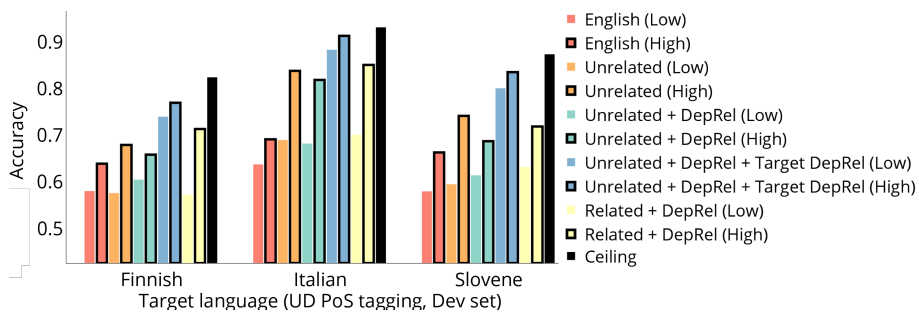


Figure 8.5: Green bars indicate adding source language dependency relations. Yellow bars indicate training on related languages. No border indicates training with low resource embeddings, and a black border indicates training with high resource embeddings.

Comparing the yellow and green bars in Figure 8.5, the change in results is not as large as what might have been anticipated. This is somewhat surprising, as one could expect adding related languages to the mix to improve results significantly. Nonetheless, especially in the high resource setting, some gains can be observed. These results support the findings of Chapter 7, in that training on similar languages can be beneficial in a multilingual scenario. The relative gain for Finnish is especially high, which can be explained by the fact that the model finally has access to source data which to some extent resembles the target data. As for Slovene and Italian, the gains in getting access to Slavic and Romance data, respectively, does not provide a very large benefit as compared to having access to Indo-European data. As for the low resource settings in this experiment, very small differences can be observed. This hints at the possibility that, without access to any target language data, the Bible-based embeddings are close to a performance ceiling.

Adding related languages, with target dependency relations

Finally, we also add in the dependency relation data for the target languages (Table 8.8). This denotes the most complete experimental setting, as we only have a single gap to fill in the table, and have access to the largest possible amount of data.

Table 8.8: Gap table – Training on unrelated and related languages, PoS and dependency relations, as well as target language dependency relations.

Language	PoS	DepRel
Unrelated languages		
Related languages		
Target languages		

The results for this experiment are positive for all three languages, showing that it is possible to output PoS tags of decent quality, without having seen a single target-language PoS tag (Figure 8.6). Performance on Italian is especially promising, reaching the same level as the ceiling baseline, while Finnish and Slovene also show positive results.⁸ Notably, although we use training data from related languages, the change in performance between this setting (purple bars) and the corresponding setting with unrelated languages (blue bars) is quite small. Also noteworthy is the small distance between the two embedding types in this setting. While ceiling performance is observed when using high resource embeddings, the low resource scenario also yields positive results. Whereas most of the experiments did not provide much difference in the results with low resource embeddings, the two settings in which we have access to target-language data show that it may be sufficient with this resource scenario. Should

⁸An important caveat, however, is the fact that the setup is rather artificial, as one rarely will have dependency relation annotation for a language, without access to PoS tags. This is discussed further in Section 8.5.

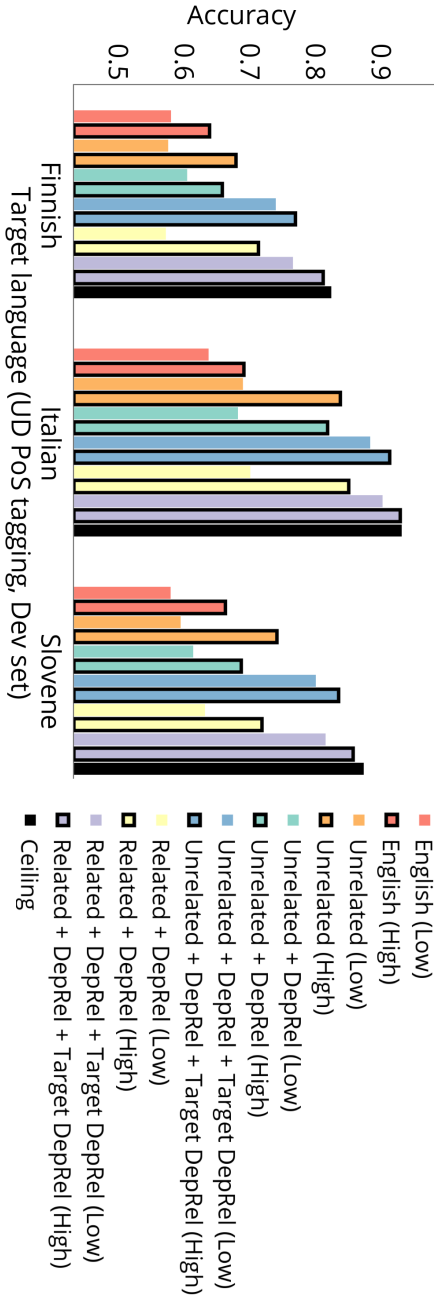


Figure 8.6: Red bars indicate training on English POS. Orange bars indicate adding unrelated language POS. Green bars indicate adding source language dependency relations. Blue bars indicate adding target language dependency relations. Yellow bars indicate training on related languages. Purple bars indicate adding target language dependency relations. No border indicates training with low resource embeddings, and a black border indicates training with high resource embeddings. The black bars denote the monolingual baselines.

these results generalise to more exotic languages than the ones used in this study, then this type of multitask multilingual learning might indeed be a useful step towards improving NLP for low-resource languages.

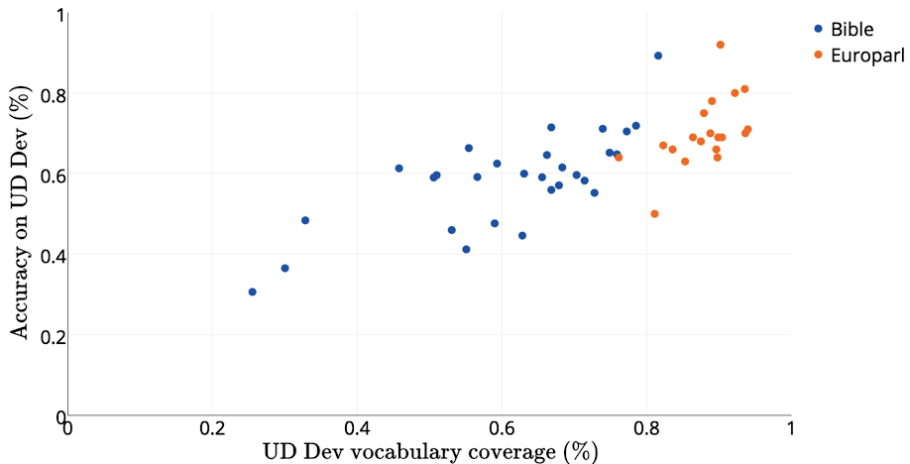


Figure 8.7: Accuracy of monolingual models on UD Dev compared to the vocabulary coverage of the high and low resource embeddings.

8.5 Discussion

While the general results in the high-resource scenario were positive, and indicate that the approach taken here is, at the very least, methodologically sound, the results were more varied in the low-resource scenario. In general, the Bible-based embeddings did not yield any positive results, save for the experiments in which we also had access to some target-language training data. This might be explained further by taking a look at model performance as compared to vocabulary coverage. Figure 8.7 shows the accuracy of monolingual models on UD Dev compared to the vocabulary coverage of the high resource and low resource embeddings on the same UD Dev

set. These models are trained in the same way as the ceiling baseline from the experimental setup in this chapter. There is a relatively strong correlation between accuracy and vocabulary coverage, with most of the low-coverage region naturally occupied by the low-resource embeddings. The fact that the link with vocabulary coverage is as pronounced as what we observe explains the large increases we observe when adding target language training data. In doing so, we effectively increase the portion of the target language vocabulary which the model has observed, thus increasing performance on target language PoS tags.

While the results of the experiments in this chapter seem promising, there are some points which can be criticised. One such matter, is the fact that it is hard to imagine a situation which is exactly as what was described here. The assumption of the experiments was that we did have access to dependency relation annotations for the target languages, but did not have PoS tagged data. As dependency relations constitute a more detailed level of description, this scenario is most likely not a very common one. An interesting direction would therefore be to invert this setting, by trying to fill a dependency relation gap. This is likely much more challenging than the current setup, as the mapping from PoS tags to dependency relations is more heterogenous than the inverse. However, even though filling a gap for more intricate annotations than one has for a language is an interesting problem, filling a gap with annotations at a similar level as what already exists is also a useful application. For instance, some languages have their own PoS tagged corpora, while they do not have any UD annotations. This might be solved by mapping from one PoS tag set to another with the approach described in this chapter.

In spite of the aforementioned issues, the aim of the pilot study is to investigate whether or not the proposed combination of MTL and MLL is at all feasible. The fact that we have seen positive results in such a simplistic setting, using hard parameter sharing and multilin-

gual input representations, certainly indicates that this is the case. A potential approach for dealing with languages for which parallel text does not exist in sufficient quantities, is to rely on bilingual dictionaries instead, as done by Fang and Cohn (2017).

Refining this approach in the future therefore constitutes a highly interesting research direction, for which some approaches are detailed in the next and final chapter of this thesis, in Section 9.4.

8.6 Conclusion

We attempted to combine the paradigms of multilingual and multi-task learning. Providing the model with data for the target task for source languages, as well as auxiliary task data for the target and source languages, yielded promising results. In fact, the results are almost on par with training a system directly on the target/source language, indicating that combining the paradigms of MTL and MLL has potential (**RQ 5a**). Although the experimental setup was somewhat artificial, as we assumed access to a more complex level of annotation than what we aimed at producing, this approach constitutes a research direction which is worthwhile pursuing in the future.

PART V

Conclusions



CHAPTER 9

Conclusions

While traditional NLP approaches consider a single task or language at a time, the aim of this thesis was to answer several research questions dealing with pushing past this boundary. In doing so, the hope is that in the long term, low-resource languages can benefit from the advances made in NLP which are currently to a large extent reserved for high-resource languages. This, in turn, may then have positive consequences for, e.g., language preservation, as speakers of minority languages will have a lower degree of pressure to using high-resource languages. In the short term, answering the specific research questions posed should be of use to NLP researchers working towards the same goal. We will now see the conclusions which can be drawn from each research part of this thesis.

9.1 Part II - Multitask Learning

In the first research part of the thesis, we began by exploring the following research question in Chapter 4.

'To what extent can a semantic tagging task be informative for other NLP tasks?'

-RQ 1

We found that semantic tags are informative for the task of PoS tagging. Furthermore, the results obtained when exploiting this were state-of-the-art results at the time. Additionally, we found that using coarse-grained semantic tags was not informative for semantic tagging. This then raised more questions. Why were the semantic tags useful for PoS tags, while coarse-grained semantic tags were not useful for semantic tagging? A look at correlations between the tag sets showed that these were high in both cases. Coarse-grained semantic tags have a one-to-one mapping with semantic tags. Semantic tags do not have a one-to-one mapping with PoS tags, but still exhibit large correlations. The idea was, then, that such high correlations between tag sets might correlate with auxiliary task effectivity, given differing data sets. Thus, we aimed at answering the next research question in Chapter 5:

'How can multitask learning effectivity in NLP be quantified?'

–RQ 2

Taking an information-theoretic perspective, we found that these correlations could be quantified fairly well by using mutual information. Running experiments in various data overlap settings, on a large selection of languages and tasks, showed that the hypothesis was supported. That is to say, providing the model with different data including annotations which correlate highly with the main task yields gains in performance. However, providing the model with the same data with such highly correlated auxiliary annotations, does not yield any increase at all. Intuitively, this makes sense if one thinks about it as follows. The model has already seen sentence x with some annotation. Giving it the same sentence x with highly correlated annotation does not give the model anything more to learn from – after all, this example has practically already been observed!

However, giving the model a different sentence y with highly correlated annotation essentially entails giving the model an extra training example.

9.2 Part III - Multilingual Learning

In the second content part of the thesis, the aim was to investigate similar research questions to Part I, focussing on similarities between *languages* rather than between tasks. We began by asking the following research question.

'To what extent can multilingual word representations be used to enable zero-shot learning in semantic textual similarity?'

-RQ 3

In Chapter 6 we found that a simple language-agnostic feed-forward neural network using multilingual word representations was able to solve the task of semantic textual similarity assessment to some extent. Although results were below the current state-of-the-art for this task, some useful insights were gained. Mainly, we found that languages which are more similar to one another are more suited for this approach, indicating that language similarity is important for the effectivity of model multilinguality. This is similar to the case in MTL, where task relatedness is an important factor, and raised the following research question which we approached in Chapter 7.

'In which way can language similarities be quantified, and what correlations can we find between multilingual model performance and language similarities?'

-RQ 4

We looked at correlations between language similarity and multilingual model effectivity in two sequence prediction tasks, namely se-

semantic tagging and PoS tagging, as well as in a sequence-to-sequence task, namely morphological inflection. The overall results indicate that both measures of language similarity under consideration offer some explanatory value. One interesting finding in the case of semantic tagging, was the fact that English, Dutch, and German benefitted from having their input representations updated during joint training. Combining these languages with Italian and updated embeddings, however, resulted in a serious drop in performance. A potential reason for this is that language relatedness plays a large role in maintaining the quality of the multilingual embedding space in such a context. In future work, it would therefore be interesting to observe the resulting word-space after updating word representations in such a setting.

9.3 Part IV - Combining Multitask Learning and Multilinguality

In the final research part of the thesis, the aim was to probe the possibilities of combining the paradigms of multitask learning and multilingual learning. Chapter 7 aimed at providing an answer to the following research question.

'Can a multitask and multilingual approach be combined to generalise across languages and tasks simultaneously?'

-RQ 5

We looked at predicting labels for an unseen task–language combination, by taking advantage of other task–language combinations. In the admittedly somewhat artificial setup, the target task was PoS tagging for three languages offering some typological diversity, namely Finnish, Italian, and Slovene. In a high-resource scenario, assuming access to parallel text similar to Europarl, sensible tags could be produced for the target languages without seeing any annotated data for that target language. In the low-resource scenario, assuming access

to parallel text similar to the New Testament, similar results have the additional requirement of also having access to target-language annotations of some sort. Finally, access to the high-resource scenario as well as target-language annotations yielded results on par with a monolingual monotask PoS tagger for the target language – and that without seeing a single PoS tag for the target language.

9.4 Final words

A large part of this thesis was motivated by the intuition that similarities between tasks and languages is one of the most important factors when considering a multitask or a multilingual approach. Even though some correlations were found in experiments, attempting to correlate measures of task and language similarities with change in model performance, much of the change that is observed is left unaccounted for. This highlights the case that even if such similarities are important, the situation is more complex than what can be explained purely by measures of correlation.

The successful experiments dealing with the combination of multitask and multilingual learning show the most potential for future research based on this thesis. A plethora of new studies based on this idea can be imagined. One could take advantage of morphological similarities by looking at character-level representations, investigating to what extent an architecture such as sluice networks can learn to share parameters for similar task–language combinations. Another option is to probe into how much annotation is needed in order to bootstrap off of other languages than the target language at hand in order to predict reasonable labels for the target language.

A concrete proposal toward *One Model to rule them all* at a larger scale, involving more languages and tasks, is to model this in a sluice network (Ruder et al., 2017). In this recently proposed architecture, the sharing of layers itself is learned by the network. Combining a

large amount of tasks in such a network should therefore allow for taking advantage of relevant similarities between tasks, while not sharing parameters in the case of dissimilarities which may lead to negative transfer. Taking this one step further, by also involving multilingual learning as in this thesis, could also allow for learning between which languages to share parameters. For instance, this architecture might be able to learn which parts of a character-RNN to share between which languages, for instance learning to only share these parameters between closely related languages, thus avoiding any negative transfer in this setting. Further combining this approach with language vectors (Östling and Tiedemann, 2017; Malaviya et al., 2017) might facilitate exploitation of language similarities. This approach might therefore alleviate many of the problems with hard parameter sharing, by allowing the model to only utilise parameter sharing for similarities between languages, while learning separate parameters for language-specific features. As the amount of both unannotated parallel data, and annotated data with various universal annotation schemes increases, it is only a matter of choosing the right approach in order to arrive at *One Model to rule them all*.

Appendices

APPENDIX A

Correlation figures for all languages in Chapter 5

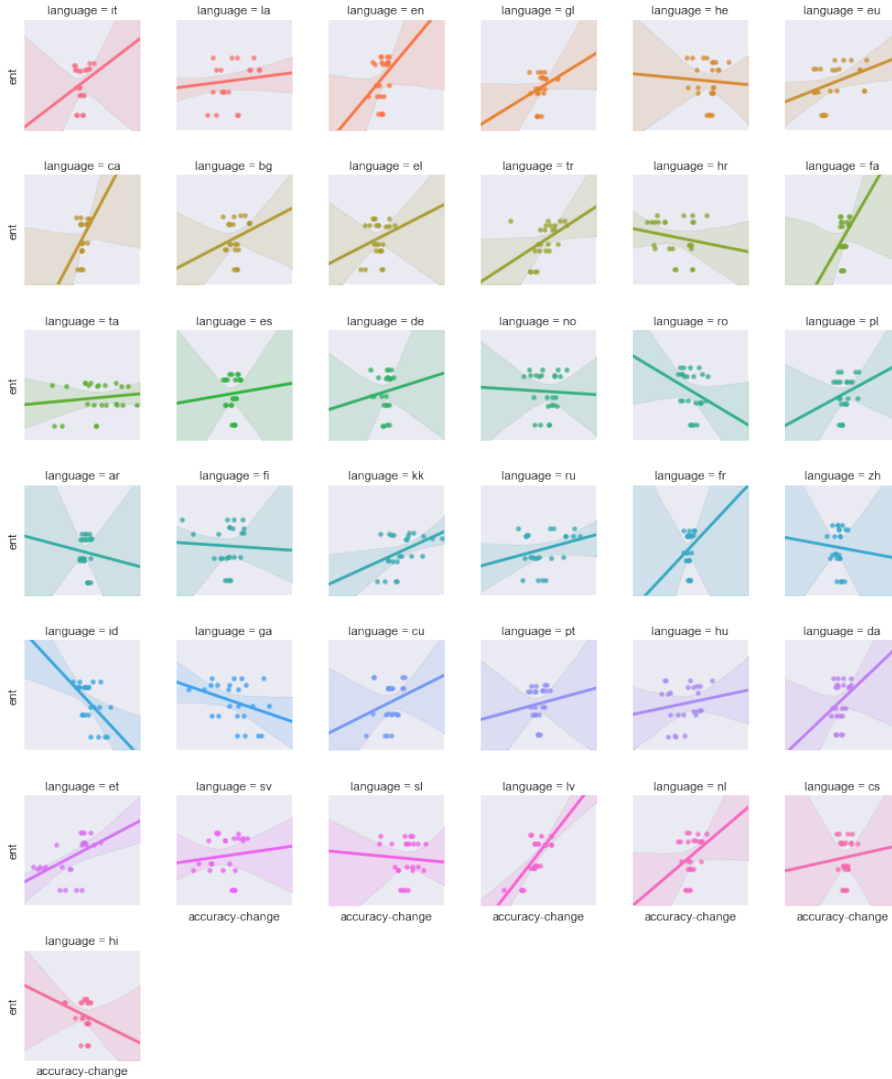


Figure A.1: Correlations between Δ_{acc} and entropy. Each data point represents a single experiment run.




Figure A.2: Correlations between Δ_{acc} and mutual information. Each data point represents a single experiment run.

APPENDIX B

Bibliographical abbreviations

- AAAI → Conference on Artificial Intelligence
- ACL → Annual Meeting of the Association for Computational Linguistics
- COLING → International Conference on Computational Linguistics
- CoNLL → Conference on Computational Natural Language Learning
- EACL → Conference of the European Chapter of the Association for Computational Linguistics
- EMNLP → Conference on Empirical Methods in Natural Language Processing
- HLT → Conference on Human Language Technology
- ICLR → International Conference on Learning Representations
- ICML → International Conference on Machine learning
- IJCNLP → International Joint Conference on Natural Language Processing
- LREC → Language Resources and Evaluation Conference
- NAACL → Conference of the North American Chapter of the Association for Computational Linguistics
- NIPS → Neural Information Processing Systems Conference
- NoDaLiDa → Nordic Conference on Computational Linguistics
- *SEM → Joint Conference on Lexical and Computational Semantics
- SemEval → International Workshop on Semantic Evaluation

Bibliography

- Abadi, M., Agarwal, A., Barham, P., Brevdo, E., Chen, Z., Citro, C., Corrado, G. S., Davis, A., Dean, J., Devin, M., Ghemawat, S., Goodfellow, I. J., Harp, A., Irving, G., Isard, M., Jia, Y., Józefowicz, R., Kaiser, L., Kudlur, M., Levenberg, J., Mane, D., Monga, R., Moore, S., Murray, D. G., Olah, C., Schuster, M., Shlens, J., Steiner, B., Sutskever, I., Talwar, K., Tucker, P. A., Vanhoucke, V., Vasudevan, V., Viégas, F. B., Vinyals, O., Warden, P., Wattenberg, M., Wicke, M., Yu, Y., and Zheng, X. (2016). Tensorflow: Large-scale machine learning on heterogeneous distributed systems. *arXiv preprint arXiv:1603.04467*.
- Abzianidze, L., Bjerva, J., Evang, K., Haagsma, H., van Noord, R., Ludmann, P., Nguyen, D.-D., and Bos, J. (2017). The Parallel Meaning Bank: Towards a Multilingual Corpus of Translations Annotated with Compositional Meaning Representations. In *EACL*, pages 242–247.
- Agić, Ž., Johannsen, A., Plank, B., Alonso, H. M., Schluter, N., and Søgaard, A. (2016). Multilingual projection for parsing truly low-resource languages. *TACL*, 4:301–312.
- Agić, Ž., Plank, B., and Søgaard, A. (2017). Cross-lingual tagger evaluation without test data. In *EACL*, pages 248–253.
- Agirre, E., Banea, C., Cardie, C., Cer, D., Diab, M., Gonzalez-Agirre, A., Guo, W., Lopez-Gazpio, I., Maritxalar, M., Mihalcea, R., Rigau, G., Uria, L., and Wiebe, J. (2015). Semeval-2015 task 2: Semantic textual similarity, english, spanish and pilot on interpretability. In *SemEval 2015*, pages 252–263.

- Agirre, E., Banea, C., Cardie, C., Cer, D., Diab, M., Gonzalez-Agirre, A., Guo, W., Mihalcea, R., Rigau, G., and Wiebe, J. (2014). Semeval-2014 task 10: Multilingual semantic textual similarity. In *SemEval*, pages 81–91.
- Agirre, E., Banea, C., Cer, D., Diab, M., Gonzalez-Agirre, A., Mihalcea, R., Rigau, G., and Wiebe, J. (2016). Semeval-2016 task 1: Semantic textual similarity, monolingual and cross-lingual evaluation. In *SemEval*, pages 497–511.
- Agirre, E., Cer, D., Diab, M., and Gonzalez-Agirre, A. (2012). Semeval-2012 task 6: A pilot on semantic textual similarity. In *SemEval*, pages 385–393.
- Agirre, E., Cer, D., Diab, M., Gonzalez-Agirre, A., and Guo, W. (2013). *SEM 2013 shared task: Semantic textual similarity. In **SEM-SemEval*, pages 32–43.
- Agirre, E., Cer, D., Diab, M., Lopez-Gazpio, I., and Specia, L. (2017). Semeval-2017 task 1: Semantic textual similarity multilingual and crosslingual focused evaluation. In *SemEval*.
- Al-Rfou, R., Perozzi, B., and Skiena, S. (2013). Polyglot: Distributed word representations for multilingual nlp. *CoNLL-2013*.
- Aldarmaki, H. and Diab, M. (2016). GWU NLP at SemEval-2016 Shared Task 1: Matrix factorization for crosslingual STS. In *SemEval*, pages 663–667.
- Ammar, W., Mulcaire, G., Ballesteros, M., Dyer, C., and Smith, N. (2016). Many languages, one parser. *TACL*, 4:431–444.
- Ando, R. K. and Zhang, T. (2005). A framework for learning predictive structures from multiple tasks and unlabeled data. *Journal of Machine Learning Research*, 6(Nov):1817–1853.
- Argyriou, A., Evgeniou, T., and Pontil, M. (2007). Multi-task feature learning. In *Advances in neural information processing systems*, pages 41–48.
- Arora, S., Bhaskara, A., Ge, R., and Ma, T. (2014). Provable bounds for learning some deep representations. In *ICML*, pages 584–592.
- Arroyo-Fernández, I. and Ruiz, I. V. M. (2017). Lipn-iimas at semeval-2017 task 1: Subword embeddings, attention recurrent neural networks and cross word alignment for semantic textual similarity. In *SemEval*.

- Ataman, D., de Souza, J. G. C., Turchi, M., and Negri, M. (2016). Fbk hlt-mt at semeval-2016 task 1: Cross-lingual semantic similarity measurement using quality estimation features and compositional bilingual word embeddings. In *SemEval*, pages 570–576.
- Augenstein, I. and Søgaard, A. (2017). Multi-task learning of keyphrase boundary classification. In *ACL*, pages 341–346.
- Bahdanau, D., Cho, K., and Bengio, Y. (2015). Neural machine translation by jointly learning to align and translate.
- Baker, C. F., Fillmore, C. J., and Lowe, J. B. (1998). The Berkeley FrameNet project. In *ACL-COLING*, pages 86–90, Université de Montréal, Montreal, Quebec, Canada.
- Ballesteros, M., Dyer, C., and Smith, N. A. (2015). Improved transition-based parsing by modeling characters instead of words with lstms. In *EMNLP*, pages 349–359.
- Baroni, M., Dinu, G., and Kruszewski, G. (2014). Don’t count, predict! a systematic comparison of context-counting vs. context-predicting semantic vectors. In *ACL*, volume 1.
- Barzdins, G. and Gosko, D. (2016). Riga: Impact of smatch extensions and character-level neural translation on amr parsing accuracy. In *SemEval*.
- Baxter, J. (1997). A bayesian/information theoretic model of learning to learn via multiple task sampling. *Machine learning*, 28(1):7–39.
- Baxter, J. et al. (2000). A model of inductive bias learning. *J. Artif. Intell. Res. (JAIR)*, 12(149-198):3.
- Beltagy, I., Roller, S., Cheng, P., Erk, K., and Mooney, R. J. (2016). Representing meaning with a combination of logical and distributional models. *Computational Linguistics*.
- Bengio, Y., Boulanger-Lewandowski, N., and Pascanu, R. (2013). Advances in optimizing recurrent networks. In *Acoustics, Speech and Signal Processing (ICASSP), 2013 IEEE International Conference on*, pages 8624–8628. IEEE.

- Bengio, Y., Ducharme, R., Vincent, P., and Jauvin, C. (2003). A neural probabilistic language model. *Journal of machine learning research*, 3(Feb):1137–1155.
- Bengio, Y., Lee, D.-H., Bornschein, J., Mesnard, T., and Lin, Z. (2015). Towards biologically plausible deep learning. *arXiv preprint arXiv:1502.04156*.
- Bengio, Y., Simard, P., and Frasconi, P. (1994). Learning long-term dependencies with gradient descent is difficult. *IEEE transactions on neural networks*, 5(2):157–166.
- Benton, A., Mitchell, M., and Hovy, D. (2017). Multitask learning for mental health conditions with limited social media data. In *EACL*, volume 1, pages 152–162.
- Berant, J. and Liang, P. (2014). Semantic parsing via paraphrasing. In *ACL*, pages 1415–1425.
- Bingel, J. and Søgaaard, A. (2017). Identifying beneficial task relations for multi-task learning in deep neural networks. In *EACL*, pages 164–169.
- Bjerva, J. (2014). Multi-class animacy classification with semantic features. In *Proceedings of the Student Research Workshop at the 14th Conference of the European Chapter of the Association for Computational Linguistics*, pages 65–75.
- Bjerva, J. (2016). Byte-based language identification with deep convolutional networks. In *Proceedings of the Third Workshop on NLP for Similar Languages, Varieties and Dialects (VarDial3)*, pages 119–125.
- Bjerva, J. (2017a). Quantifying the Effects of Multilinguality in NLP Sequence Prediction Tasks. *Under review*.
- Bjerva, J. (2017b). Will my auxiliary tagging task help? Estimating Auxiliary Tasks Effectivity in Multi-Task Learning. In *Proceedings of the 21st Nordic Conference on Computational Linguistics, NoDaLiDa, 22-24 May 2017, Gothenburg, Sweden*, number 131, pages 216–220. Linköping University Electronic Press, Linköpings universitet. Best short paper.
- Bjerva, J. and Börstell, C. (2016). Morphological Complexity Influences Verb-Object Order in Swedish Sign Language. In *Proceedings of the Workshop on Computational Linguistics for Linguistic Complexity (CL4LC)*, pages 137–141.

- Bjerva, J., Bos, J., and Haagsma, H. (2016a). The Meaning Factory at SemEval-2016 Task 8: Producing AMRs with Boxer. In *Proceedings of the 10th International Workshop on Semantic Evaluation (SemEval-2016)*, pages 1179–1184.
- Bjerva, J., Bos, J., Van der Goot, R., and Nissim, M. (2014). The meaning factory: Formal semantics for recognizing textual entailment and determining semantic similarity. In *Proceedings of the 8th International Workshop on Semantic Evaluation (SemEval 2014)*, pages 642–646, Dublin, Ireland.
- Bjerva, J., Grigonytė, G., Östling, R., and Plank, B. (2017). Neural networks and spelling features for native language identification. In *Proceedings of Shared Task on NLI at BEA17*.
- Bjerva, J. and Östling, R. (2017a). Cross-lingual Learning of Semantic Textual Similarity with Multilingual Word Representations. In *Proceedings of the 21st Nordic Conference on Computational Linguistics, NoDaLiDa, 22-24 May 2017, Gothenburg, Sweden*, number 131, pages 211–215. Linköping University Electronic Press, Linköpings universitet.
- Bjerva, J. and Östling, R. (2017b). Multilingual word representations for semantic textual similarity. In *Proceedings of SemEval 2017: International Workshop on Semantic Evaluation*.
- Bjerva, J., Plank, B., and Bos, J. (2016b). Semantic tagging with deep residual networks. In *Proceedings of COLING 2016, the 26th International Conference on Computational Linguistics: Technical Papers*, pages 3531–3541.
- Bjerva, J. and Praet, R. (2015). Word embeddings pointing the way for late antiquity. In *9th SIGHUM Workshop on Language Technology for Cultural Heritage, Social Sciences and Humanities (LaTeCH 2015)*, pages 53–57.
- Bjerva, J. and Praet, R. (2016). Rethinking intertextuality through a word-space and social network approach – the case of Cassiodorus. *Journal of Data Mining and Digital Humanities*, *accepted, in revision*.
- Bos, J. (2008). Wide-Coverage Semantic Analysis with Boxer. In Bos, J. and Delmonte, R., editors, *Semantics in Text Processing. STEP 2008 Conference Proceedings*, volume 1 of *Research in Computational Semantics*, pages 277–286. College Publications.

- Bos, J. (2014). Semantic annotation issues in parallel meaning banking. In *Proceedings 10th Joint ISO-ACL SIGSEM Workshop on Interoperable Semantic Annotation*, page 17.
- Bos, J., Basile, V., Evang, K., Venhuizen, N. J., and Bjerva, J. (2017). *The Groningen Meaning Bank*, pages 463–496. Springer Netherlands, Dordrecht.
- Bos, J. and Nissim, M. (2015). Uncovering noun-noun compound relations by gamification. In *Proceedings of the 20th Nordic Conference of Computational Linguistics, NoDaLiDa 2015, May 11-13, 2015, Vilnius, Lithuania*, number 109, pages 251–255. Linköping University Electronic Press.
- Bottou, L. (1998). Online algorithms and stochastic approximations. In Saad, D., editor, *Online Learning*. Cambridge University Press, Cambridge, UK.
- Brady, M. L., Raghavan, R., and Slawny, J. (1989). Back propagation fails to separate where perceptrons succeed. *IEEE Transactions on Circuits and Systems*, 36(5):665–674.
- Brants, T. (2000). Tnt: a statistical part-of-speech tagger. In *Proceedings of the sixth conference on Applied natural language processing*, pages 224–231.
- Busger op Vollenbroek, M., Carlotto, T., Kreutz, T., Medvedeva, M., Pool, C., Bjerva, J., Haagsma, H., and Nissim, M. (2016). Gron-UP: Groningen user profiling. In *Proceedings of CLEF 2016*.
- Butler, A. (2010). *The Semantics of Grammatical Dependencies*, volume 23. Emerald Group Publishing Limited.
- Caruana, R. (1997). Multitask learning. *Machine Learning*, 28 (1):41–75.
- Caruana, R. A. (1993). Multitask connectionist learning. In *In Proceedings of the 1993 Connectionist Models Summer School*. Citeseer.
- Chamberlain, J. (2014). Groupsourcing: Distributed problem solving using social networks. In *Second AAAI Conference on Human Computation and Crowdsourcing*.
- Chen, D. and Manning, C. D. (2014). A fast and accurate dependency parser using neural networks. In *EMNLP*, pages 740–750.

- Cheng, H., Fang, H., and Ostendorf, M. (2015). Open-domain name error detection using a multi-task rnn. In *EMNLP*.
- Cho, K. (2015). Natural language understanding with distributed representation. *arXiv preprint arXiv:1511.07916*.
- Cho, K., Van Merriënboer, B., Gulcehre, C., Bahdanau, D., Bougares, F., Schwenk, H., and Bengio, Y. (2014). Learning phrase representations using rnn encoder-decoder for statistical machine translation. In *EMNLP*.
- Chollet, F. (2015). Keras. <https://github.com/fchollet/keras>.
- Chomsky, N. (2005). Three factors in language design. *Linguistic inquiry*, 36(1):1–22.
- Choromanska, A., Henaff, M., Mathieu, M., Arous, G. B., and LeCun, Y. (2015). The loss surfaces of multilayer networks. In *AISTATS*.
- Chrupała, G. (2013). Text segmentation with character-level text embeddings. In *Workshop on Deep Learning for Audio, Speech and Language Processing, ICML*.
- Chung, J., Cho, K., and Bengio, Y. (2016). A character-level decoder without explicit segmentation for neural machine translation. *ACL*.
- Chung, J., Gulcehre, C., Cho, K., and Bengio, Y. (2014). Empirical evaluation of gated recurrent neural networks on sequence modeling. *arXiv preprint arXiv:1412.3555*.
- Ciaramita, M. and Altun, Y. (2006). Broad-coverage sense disambiguation and information extraction with a supersense sequence tagger. In *EMNLP*, pages 594–602.
- Collins, J., Sohl-Dickstein, J., and Sussillo, D. (2017). Capacity and trainability in recurrent neural networks.
- Collobert, R. and Weston, J. (2008). A unified architecture for natural language processing: Deep neural networks with multitask learning. In *Proceedings of the 25th international conference on Machine learning*, pages 160–167. ACM.
- Collobert, R., Weston, J., Bottou, L., Karlen, M., Kavukcuoglu, K., and Kuksa, P. (2011). Natural language processing (almost) from scratch. *Journal of Machine Learning Research*, 12(Aug):2493–2537.

- Conneau, A., Schwenk, H., Barrault, L., and Lecun, Y. (2016). Very deep convolutional networks for natural language processing. *arXiv preprint arXiv:1606.01781*.
- Copestake, A., Flickinger, D., Sag, I., and Pollard, C. (2005). Minimal recursion semantics: An introduction. *Journal of Research on Language and Computation*, 3(2-3):281–332.
- Cotterell, R., Kirov, C., Sylak-Glassman, J., Walther, G., Vylomova, E., Xia, P., Faruqui, M., Kübler, S., Yarowsky, D., Eisner, J., and Hulden, M. (2017). The CoNLL-SIGMORPHON 2017 shared task: Universal morphological inflection in 52 languages. In *CoNLL-SIGMORPHON*.
- Cotterell, R., Kirov, C., Sylak-Glassman, J., Yarowsky, D., Eisner, J., and Hulden, M. (2016). The sigmorphon 2016 shared task—morphological inflection. In *ACL 2016*, page 10.
- Coulmance, J., Marty, J.-M., Wenzek, G., and Benhalloum, A. (2015). Trans-gram, fast cross-lingual word-embeddings. In *EMNLP*, pages 1109–1113, Lisbon, Portugal.
- Cover, T. M. and Thomas, J. A. (2012). *Elements of information theory*. John Wiley & Sons.
- Curran, J., Clark, S., and Bos, J. (2007). Linguistically Motivated Large-Scale NLP with C&C and Boxer. In *ACL*, pages 33–36.
- Cybenko, G. (1989). Approximation by superpositions of a sigmoidal function. *Mathematics of Control, Signals, and Systems (MCCS)*, 2(4):303–314.
- Das, D., Chen, D., Martins, A. F., Schneider, N., and Smith, N. A. (2014). Frame-semantic parsing. *Computational linguistics*, 40(1):9–56.
- Daumé III, H. (2009). Bayesian multitask learning with latent hierarchies. In *Proceedings of the Twenty-Fifth Conference on Uncertainty in Artificial Intelligence*, pages 135–142. AUAI Press.
- Dauphin, Y. N., Pascanu, R., Gulcehre, C., Cho, K., Ganguli, S., and Bengio, Y. (2014). Identifying and attacking the saddle point problem in high-dimensional non-convex optimization. In *Advances in neural information processing systems*, pages 2933–2941.

- Deng, L. and Wiebe, J. (2015). Mpqa 3.0: An entity/event-level sentiment corpus. In *HLT-NAACL*, pages 1323–1328.
- dos Santos, C. N. and Zadrozny, B. (2014). Learning character-level representations for part-of-speech tagging. In *ICML*, pages 1818–1826.
- Duchi, J., Hazan, E., and Singer, Y. (2011). Adaptive subgradient methods for online learning and stochastic optimization. *The Journal of Machine Learning Research*, 12:2121–2159.
- Duong, L., Cohn, T., Bird, S., and Cook, P. (2015). Low resource dependency parsing: Cross-lingual parameter sharing in a neural network parser. In *ACL*, pages 845–850.
- Dyer, C., Ballesteros, M., Ling, W., Matthews, A., and Smith, N. A. (2015). Transition-based dependency parsing with stack long short-term memory. In *ACL-IJCNLP*, pages 334–343, Beijing, China.
- Dyer, C., Kuncoro, A., Ballesteros, M., and Smith, N. A. (2016). Recurrent neural network grammars. In *NAACL*, pages 199–209.
- Efron, B. and Tibshirani, R. J. (1994). *An introduction to the bootstrap*. CRC press.
- Elman, J. L. (1990). Finding structure in time. *Cognitive science*, 14(2):179–211.
- Evang, K. (2016). *Cross-lingual Semantic Parsing with Categorical Grammars*. PhD thesis, University of Groningen.
- Evang, K., Basile, V., Chrupała, G., and Bos, J. (2013). Elephant: Sequence labeling for word and sentence segmentation. In *EMNLP*, pages 1422–1426.
- Evang, K. and Bos, J. (2016). Cross-lingual learning of an open-domain semantic parser. In *COLING*.
- Evgeniou, T. and Pontil, M. (2004). Regularized multi-task learning. In *Proceedings of the tenth ACM SIGKDD international conference on Knowledge discovery and data mining*, pages 109–117. ACM.
- Fang, M. and Cohn, T. (2017). Model transfer for tagging low-resource languages using a bilingual dictionary. In *ACL*, pages 587–593.

- Faruqui, Y. T. S. S. M. and Lample, G. (2016). Polyglot neural language models: A case study in cross-lingual phonetic representation learning. In *NAACL-HLT*, pages 1357–1366.
- Firth, J. R. (1957). A synopsis of linguistic theory. pages 1930–1955. 1952–1959:1–32.
- Gal, Y. and Ghahramani, Z. (2016). A theoretically grounded application of dropout in recurrent neural networks. In *Advances in neural information processing systems*, pages 1019–1027.
- Gallistel, C. (2016). The neurobiological bases for the computational theory of mind. *Perspectives on the Work of Jerry Fodor*. L. Gleitman and R. G. d. Almeida, Editors. New York, Oxford University Press.
- Gallistel, C. R. and King, A. P. (2011). *Memory and the computational brain: Why cognitive science will transform neuroscience*, volume 6. John Wiley & Sons.
- Ganitkevitch, J., Van Durme, B., and Callison-Burch, C. (2013). PPDB: The paraphrase database. In *NAACL-HLT*, pages 758–764.
- Georgi, R., Xia, F., and Lewis, W. (2010). Comparing language similarity across genetic and typologically-based groupings. In *COLING*, pages 385–393.
- Gillick, D., Brunk, C., Vinyals, O., and Subramanya, A. (2015). Multilingual language processing from bytes. In *NAACL-HLT*.
- Glorot, X. and Bengio, Y. (2010). Understanding the difficulty of training deep feedforward neural networks. In *Aistats*, volume 9, pages 249–256.
- Goldberg, Y. (2015). A primer on neural network models for natural language processing. *arXiv preprint arXiv:1510.00726*.
- Goodfellow, I., Bengio, Y., and Courville, A. (2016). *Deep Learning*. MIT Press. <http://www.deeplearningbook.org>.
- Goodfellow, I., Pouget-Abadie, J., Mirza, M., Xu, B., Warde-Farley, D., Ozair, S., Courville, A., and Bengio, Y. (2014). Generative adversarial nets. In *Advances in neural information processing systems*, pages 2672–2680.

- Goodfellow, I. J., Vinyals, O., and Saxe, A. M. (2015). Qualitatively characterizing neural network optimization problems. In *International Conference on Learning Representations*.
- Gori, M. and Tesi, A. (1992). On the problem of local minima in backpropagation. *IEEE Transactions on Pattern Analysis and Machine Intelligence*, 14(1):76–86.
- Gouws, S. and Søgaard, A. (2015). Simple task-specific bilingual word embeddings. In *HLT-NAACL*, pages 1386–1390.
- Graves, A. and Schmidhuber, J. (2005). Framewise phoneme classification with bidirectional lstm and other neural network architectures. *Neural Networks*, 18(5):602–610.
- Greff, K., Srivastava, R. K., Koutník, J., Steunebrink, B. R., and Schmidhuber, J. (2016). Lstm: A search space odyssey. *IEEE transactions on neural networks and learning systems*.
- Guo, J., Che, W., Wang, H., and Liu, T. (2014). Learning sense-specific word embeddings by exploiting bilingual resources. In *COLING*, pages 497–507.
- Guo, J., Che, W., Yarowsky, D., Wang, H., and Liu, T. (2016). A representation learning framework for multi-source transfer parsing. In *Proc. of AAAI*.
- Haagsma, H. and Bjerva, J. (2016). Detecting novel metaphor using selectional preference information. In *Proceedings of the Fourth Workshop on Metaphor in NLP*, pages 10–17.
- Hahnloser, R. H., Sarpeshkar, R., Mahowald, M. A., Douglas, R. J., and Seung, H. S. (2000). Digital selection and analogue amplification coexist in a cortex-inspired silicon circuit. *Nature*, 405(6789):947–951.
- Hahnloser, R. H. and Seung, H. S. (2001). Permitted and forbidden sets in symmetric threshold-linear networks. In *Advances in Neural Information Processing Systems*, pages 217–223.
- Harris, Z. (1954). Distributional structure. *Word*, 10:146—162.
- Hauser, M. D., Chomsky, N., and Fitch, W. T. (2002). The faculty of language: What is it, who has it, and how did it evolve? *Science*, 298(5598):1569–1579.

- He, K., Zhang, X., Ren, S., and Sun, J. (2015a). Deep residual learning for image recognition. *arXiv preprint arXiv:1512.03385*.
- He, K., Zhang, X., Ren, S., and Sun, J. (2015b). Delving deep into rectifiers: Surpassing human-level performance on imagenet classification. In *Proceedings of the IEEE international conference on computer vision*, pages 1026–1034.
- He, K., Zhang, X., Ren, S., and Sun, J. (2016). Identity mappings in deep residual networks. *arXiv preprint arXiv:1603.05027*.
- Hebb, D. O. (1949). *The organization of behavior: A neuropsychological approach*. John Wiley & Sons.
- Hermann, K. M., Das, D., Weston, J., and Ganchev, K. (2014). Semantic frame identification with distributed word representations. In *ACL*, pages 1448–1458.
- Hill, F., Cho, K., and Korhonen, A. (2016). Learning distributed representations of sentences from unlabelled data. *arXiv preprint arXiv:1602.03483*.
- Hinton, G. E. (2012). Lecture 6.5 - rmsprop, coursera: Neural networks for machine learning. Technical report.
- Hinton, G. E., Osindero, S., and Teh, Y.-W. (2006). A fast learning algorithm for deep belief nets. *Neural computation*, 18(7):1527–1554.
- Hochreiter, S. and Schmidhuber, J. (1997). Long short-term memory. *Neural computation*, 9(8):1735–1780.
- Hornik, K., Stinchcombe, M., and White, H. (1989). Multilayer feedforward networks are universal approximators. *Neural networks*, 2(5):359–366.
- Huang, Z., Xu, W., and Yu, K. (2015). Bidirectional lstm-crf models for sequence tagging. *arXiv preprint arXiv:1508.01991*.
- Hubel, D. H. and Wiesel, T. N. (1959). Receptive fields of single neurones in the cat's striate cortex. *The Journal of Physiology*, 148(3):574–591.
- Hubel, D. H. and Wiesel, T. N. (1962). Receptive fields, binocular interaction and functional architecture in the cat's visual cortex. *The Journal of Physiology (London)*, 160(1):106–154.

- Hubel, D. H. and Wiesel, T. N. (1968). Receptive fields and functional architecture of monkey striate cortex. *The Journal of Physiology (London)*, 195(1):215–243.
- Hwa, R., Resnik, P., Weinberg, A., Cabezas, C., and Kolak, O. (2005). Bootstrapping parsers via syntactic projection across parallel texts. *Natural Language Engineering*, 11(03):311–325.
- Ioffe, S. and Szegedy, C. (2015). Batch normalization: Accelerating deep network training by reducing internal covariate shift. *arXiv preprint arXiv:1502.03167*.
- Iyyer, M., Manjunatha, V., Boyd-Graber, J. L., and Daumé III, H. (2015). Deep unordered composition rivals syntactic methods for text classification. In *ACL*, pages 1681–1691.
- Jirenghed, D.-A., Rasmussen, A., Johansson, F., and Hesslow, G. (2017). Learned response sequences in cerebellar purkinje cells. *Proceedings of the National Academy of Sciences*, 114(23):6127–6132.
- Johansson, F., Jirenghed, D.-A., Rasmussen, A., Zucca, R., and Hesslow, G. (2014). Memory trace and timing mechanism localized to cerebellar Purkinje cells. *Proceedings of the National Academy of Sciences*, 111(41):14930–14934.
- Johnson, M., Schuster, M., Le, Q. V., Krikun, M., Wu, Y., Chen, Z., Thorat, N., Viégas, F., Wattenberg, M., Corrado, G., et al. (2016). Google’s multilingual neural machine translation system: enabling zero-shot translation. *arXiv preprint arXiv:1611.04558*.
- Jordan, M. I. (1997). Serial order: A parallel distributed processing approach. *Advances in psychology*, 121:471–495.
- Jozefowicz, R., Zaremba, W., and Sutskever, I. (2015). An empirical exploration of recurrent network architectures. In *Proceedings of the 32nd International Conference on Machine Learning (ICML-15)*, pages 2342–2350.
- Jurgens, D. and Navigli, R. (2014). It’s all fun and games until someone annotates: Video games with a purpose for linguistic annotation. *TACL*, 2:449–464.
- Kanerva, P., Kristoferson, J., and Holst, A. (2000). Random indexing of text samples for latent semantic analysis. In *Proceedings of the Cognitive Science Society*, volume 1.

- Kang, Z., Grauman, K., and Sha, F. (2011). Learning with whom to share in multi-task feature learning. In *Proceedings of the 28th International Conference on Machine Learning (ICML-11)*, pages 521–528.
- Kann, K. and Schütze, H. (2016). Med: The lmu system for the sigmorphon 2016 shared task on morphological reinflection. In *Proceedings of the 14th SIGMORPHON Workshop on Computational Research in Phonetics, Phonology, and Morphology*, pages 62–70, Berlin, Germany.
- Kim, Y. (2014). Convolutional neural networks for sentence classification. *arXiv preprint arXiv:1408.5882*.
- Kingma, D. and Ba, J. (2014). Adam: A method for stochastic optimization. *arXiv preprint arXiv:1412.6980*.
- Kiros, R., Zhu, Y., Salakhutdinov, R. R., Zemel, R., Urtasun, R., Torralba, A., and Fidler, S. (2015). Skip-thought vectors. In *Advances in neural information processing systems*, pages 3294–3302.
- Klementiev, A., Titov, I., and Bhattarai, B. (2012). Inducing crosslingual distributed representations of words. In *COLING*, pages 1459–1474, Mumbai, India.
- Klerke, S., Goldberg, Y., and Søgaard, A. (2016). Improving sentence compression by learning to predict gaze. *arXiv preprint arXiv:1604.03357*.
- Koehn, P. (2005). Europarl: A parallel corpus for statistical machine translation. In *The Tenth Machine Translation Summit.*, Phuket, Thailand.
- Konstas, I., Iyer, S., Yatskar, M., Choi, Y., and Zettlemoyer, L. (2017). Neural amr: Sequence-to-sequence models for parsing and generation. *arXiv preprint arXiv:1704.08381*.
- Korchagina, N. (2017). Normalizing medieval german texts: from rules to deep learning. In *Proceedings of the NoDaLiDa 2017 Workshop on Processing Historical Language*, number 133, pages 12–17. Linköping University Electronic Press, Linköpings universitet.
- Krogh, A. and Hertz, J. A. (1992). A simple weight decay can improve generalization. In *Advances in neural information processing systems*, pages 950–957.

- Kulmizev, A., Blankers, B., Bjerva, J., Nissim, M., van Noord, G., Plank, B., and Wieling, M. (2017). The power of character n-grams in native language identification. In *Proceedings of Shared Task on NLI at BEA17*.
- Lakoff, G. and Johnson, M. (1980). *Metaphors We Live By*. Chicago: University of Chicago Press.
- Lample, G. and Chaplot, D. S. (2017). Playing fps games with deep reinforcement learning. In *AAAI*, pages 2140–2146.
- LeCun, Y., Bengio, Y., and Hinton, G. (2015). Deep learning. *Nature*, 521(7553):436–444.
- LeCun, Y., Bottou, L., Bengio, Y., and Haffner, P. (1998a). Gradient-based learning applied to document recognition. *Proceedings of the IEEE*, 86(11):2278–2324.
- LeCun, Y., Bottou, L., Orr, G. B., and Müller, K.-R. (1998b). Efficient backprop. In *Neural Networks: Tricks of the Trade*, pages 9–50. Springer.
- LeCun, Y. et al. (1989). Generalization and network design strategies. *Connectionism in perspective*, pages 143–155.
- Levy, O. and Goldberg, Y. (2014a). Dependency-based word embeddings. In *ACL*, pages 302–308.
- Levy, O. and Goldberg, Y. (2014b). Neural word embedding as implicit matrix factorization. In *Advances in neural information processing systems*, pages 2177–2185.
- Lo, C.-k., Goutte, C., and Simard, M. (2016). Cnrc at semeval-2016 task 1: Experiments in crosslingual semantic textual similarity. *SemEval*, pages 668–673.
- Loeff, N. and Farhadi, A. (2008). Scene discovery by matrix factorization. In *European Conference on Computer Vision*, pages 451–464. Springer.
- Luong, M.-T., Le, Q. V., Sutskever, I., Vinyals, O., and Kaiser, L. (2015). Multi-task sequence to sequence learning. *arXiv preprint arXiv:1511.06114*.
- Malaviya, C., Neubig, G., and Littell, P. (2017). Learning language representations for typology prediction. *arXiv preprint arXiv:1707.09569*.

- Manning, C. D. (2015). Computational linguistics and deep learning. *Computational Linguistics*, 41(4):701–707.
- Marcus, M., Santorini, B., and Marcinkiewicz, M. (1993). Building a Large Annotated Corpus of English: The Penn Treebank. *Computational Linguistics*, 19(2):313–330.
- Marelli, M., Bentivogli, L., Baroni, M., Bernardi, R., Menini, S., and Zamparelli, R. (2014). Semeval-2014 task 1: Evaluation of compositional distributional semantic models on full sentences through semantic relatedness and textual entailment. In *SemEval*, pages 1–8.
- Martínez Alonso, H. and Plank, B. (2017). When is multitask learning effective? semantic sequence prediction under varying data conditions. In *EACL*, pages 44–53.
- Maurer, A. (2006). Bounds for linear multi-task learning. *Journal of Machine Learning Research*, 7(Jan):117–139.
- McDonald, R., Petrov, S., and Hall, K. (2011a). Multi-source transfer of delexicalized dependency parsers. In *Proceedings of EMNLP*, pages 62–72.
- McDonald, R., Petrov, S., and Hall, K. (2011b). Multi-source transfer of delexicalized dependency parsers. In *EMNLP*, pages 62–72.
- Melis, G., Dyer, C., and Blunsom, P. (2017). On the state of the art of evaluation in neural language models. *arXiv preprint arXiv:1707.05589*.
- Mikolov, T., Chen, K., Corrado, G., and Dean, J. (2013a). Efficient estimation of word representations in vector space. *arXiv preprint arXiv:1301.3781*.
- Mikolov, T., Le, Q. V., and Sutskever, I. (2013b). Exploiting similarities among languages for machine translation. *arXiv preprint arXiv:1309.4168*.
- Mikolov, T., Yih, W.-t., and Zweig, G. (2013c). Linguistic regularities in continuous space word representations. In *NAACL-HLT*, pages 746–751.
- Miller, G. A., Leacock, C., Teng, R., and Bunker, R. T. (1993). A semantic concordance. In *Proceedings of the workshop on Human Language Technology*, pages 303–308.

- Minsky, M. and Papert, S. (1988). *Perceptrons: an introduction to computational geometry (expanded edition)*. MIT Press, Cambridge, Ma.
- Mou, L., Meng, Z., Yan, R., Li, G., Xu, Y., Zhang, L., and Jin, Z. (2016). How transferable are neural networks in nlp applications? *arXiv preprint arXiv:1603.06111*.
- Nair, V. and Hinton, G. E. (2010). Rectified linear units improve restricted boltzmann machines. In *Proceedings of the 27th International Conference on Machine Learning (ICML-10)*, pages 807–814.
- Nivre, J., Agić, Ž., Ahrenberg, L., Aranzabe, M. J., Asahara, M., Atutxa, A., Ballesteros, M., Bauer, J., Bengoetxea, K., Bhat, R. A., Bick, E., Bosco, C., Bouma, G., Bowman, S., Candito, M., Cebiroğlu Eryiğit, G., Celano, G. G. A., Chalub, F., Choi, J., Çöltekin, Ç., Connor, M., Davidson, E., de Marneffe, M.-C., de Paiva, V., Diaz de Ilarraza, A., Dobrovoljc, K., Dozat, T., Droganova, K., Dwivedi, P., Eli, M., Erjavec, T., Farkas, R., Foster, J., Freitas, C., Gajdošová, K., Galbraith, D., Garcia, M., Ginter, F., Goenaga, I., Gojenola, K., Gökürmak, M., Goldberg, Y., Gómez Guinovart, X., Gonzáles Saavedra, B., Grioni, M., Grūzītis, N., Guillaume, B., Habash, N., Hajič, J., Hà My, L., Haug, D., Hladká, B., Hohle, P., Ion, R., Irimia, E., Johannsen, A., Jørgensen, F., Kaşıkara, H., Kanayama, H., Kanerva, J., Kotsyba, N., Krek, S., Laippala, V., Lê Hong, P., Lenci, A., Ljubešić, N., Lyashevskaya, O., Lynn, T., Makazhanov, A., Manning, C., Mărănduc, C., Mareček, D., Martínez Alonso, H., Martins, A., Mašek, J., Matsumoto, Y., McDonald, R., Missilä, A., Mititelu, V., Miyao, Y., Montemagni, S., More, A., Mori, S., Moskalevskiy, B., Muischnek, K., Mustafina, N., Müürisepp, K., Nguyen Thi, L., Nguyen Thi Minh, H., Nikolaev, V., Nurmi, H., Ojala, S., Osenova, P., Øvrelid, L., Pascual, E., Passarotti, M., Perez, C.-A., Perrier, G., Petrov, S., Piitulainen, J., Plank, B., Popel, M., Pretkalniņa, L., Prokopidis, P., Puolakainen, T., Pyysalo, S., Rademaker, A., Ramasamy, L., Real, L., Rituma, L., Rosa, R., Saleh, S., Sanguinetti, M., Saulīte, B., Schuster, S., Seddah, D., Seeker, W., Seraji, M., Shakurova, L., Shen, M., Sichinava, D., Silveira, N., Simi, M., Simionescu, R., Simkó, K., Šimková, M., Simov, K., Smith, A., Suhr, A., Sulubacak, U., Szántó, Z., Taji, D., Tanaka, T., Tsarfaty, R., Tyers, F., Uematsu, S., Uria, L., van Noord, G., Varga, V., Vincze, V., Washington, J. N., Žabokrtský, Z., Zeldes, A., Zeman, D., and Zhu, H. (2017). Universal dependencies 2.0. LINDAT/CLARIN digital library at the Institute of Formal and Applied Linguistics, Charles University.

- Nivre, J., Agić, Ž., Aranzabe, M. J., Asahara, M., Atutxa, A., Ballesteros, M., Bauer, J., Bengoetxea, K., Bhat, R. A., Bosco, C., Bowman, S., Celano, G. G. A., Connor, M., de Marneffe, M.-C., Diaz de Ilarraza, A., Dobrovoljc, K., Dozat, T., Erjavec, T., Farkas, R., Foster, J., Galbraith, D., Ginter, F., Goenaga, I., Gojenola, K., Goldberg, Y., Gonzales, B., Guillaume, B., Hajič, J., Haug, D., Ion, R., Irimia, E., Johannsen, A., Kanayama, H., Kanerva, J., Krek, S., Laippala, V., Lenci, A., Ljubešić, N., Lynn, T., Manning, C., Mărănduc, C., Mareček, D., Martínez Alonso, H., Mašek, J., Matsumoto, Y., McDonald, R., Missilä, A., Mititelu, V., Miyao, Y., Montemagni, S., Mori, S., Nurmi, H., Osenova, P., Øvrelid, L., Pascual, E., Passarotti, M., Perez, C.-A., Petrov, S., Piitulainen, J., Plank, B., Popel, M., Prokopidis, P., Pyysalo, S., Ramasamy, L., Rosa, R., Saleh, S., Schuster, S., Seeker, W., Seraji, M., Silveira, N., Simi, M., Simionescu, R., Simkó, K., Simov, K., Smith, A., Štěpánek, J., Suhr, A., Szántó, Z., Tanaka, T., Tsarfaty, R., Uematsu, S., Uria, L., Varga, V., Vincze, V., Žabokrtský, Z., Zeman, D., and Zhu, H. (2015). Universal dependencies 1.2. LINDAT/CLARIN digital library at Institute of Formal and Applied Linguistics, Charles University in Prague.
- Nivre, J., de Marneffe, M.-C., Ginter, F., Goldberg, Y., Hajič, J., Manning, C. D., McDonald, R., Petrov, S., Pyysalo, S., Silveira, N., et al. (2016a). Universal dependencies v1: A multilingual treebank collection. In *LREC*.
- Nivre, J., de Marneffe, M.-C., Ginter, F., Goldberg, Y., Hajič, J., Manning, C. D., McDonald, R., Petrov, S., Pyysalo, S., Silveira, N., et al. (2016b). Universal dependencies v1: A multilingual treebank collection. In *LREC*, pages 1659–1666.
- Obozinski, G., Taskar, B., and Jordan, M. I. (2010). Joint covariate selection and joint subspace selection for multiple classification problems. *Statistics and Computing*, 20(2):231–252.
- Och, F. J. and Ney, H. (2003). A systematic comparison of various statistical alignment models. *Computational linguistics*, 29(1):19–51.
- Östling, R. (2014). Bayesian word alignment for massively parallel texts. In *EACL*, pages 123–127.
- Östling, R. (2015). *Bayesian models for multilingual word alignment*. PhD thesis, Department of Linguistics, Stockholm University.

- Östling, R. (2016). Morphological reinflection with convolutional neural networks. In *Proceedings of the 2016 Meeting of SIGMORPHON*, Berlin, Germany. Association for Computational Linguistics.
- Östling, R. and Bjerva, J. (2017). SU-RUG at the CoNLL-SIGMOR-PHON 2017 shared task: Morphological Inflection with Attentional sequence-to-sequence models. In *Proceedings of the 2017 Meeting of SIGMORPHON*, Vancouver, Canada. Association for Computational Linguistics.
- Östling, R. and Tiedemann, J. (2016). Efficient word alignment with markov chain monte carlo. *The Prague Bulletin of Mathematical Linguistics*, 106(1):125–146.
- Östling, R. and Tiedemann, J. (2017). Continuous multilinguality with language vectors. In *EACL*, pages 644–649.
- Ouchi, H., Duh, K., and Matsumoto, Y. (2014). Improving dependency parsers with supertags. In *EACL*, pages 154–158.
- Ouchi, H., Duh, K., and Matsumoto, Y. (2016). Transition-based dependency parsing exploiting supertags. In *IEEE/ACM Transactions on Audio, Speech and Language Processing*, volume 24.
- Palatucci, M., Pomerleau, D., Hinton, G. E., and Mitchell, T. M. (2009). Zero-shot learning with semantic output codes. In *Advances in neural information processing systems*, pages 1410–1418.
- Pascanu, R., Mikolov, T., and Bengio, Y. (2013). On the difficulty of training recurrent neural networks. *ICML (3)*, 28:1310–1318.
- Plank, B. (2016). Keystroke dynamics as signal for shallow syntactic parsing. In *COLING*, pages 609–619.
- Plank, B., Søgaard, A., and Goldberg, Y. (2016). Multilingual part-of-speech tagging with bidirectional long short-term memory models and auxiliary loss. In *ACL*.
- Pradhan, S. S., Ward, W., Hacioglu, K., Martin, J. H., and Jurafsky, D. (2004). Shallow semantic parsing using support vector machines. In *HLT-NAACL*, pages 233–240.

- Quattoni, A., Collins, M., and Darrell, T. (2008). Transfer learning for image classification with sparse prototype representations. In *Computer Vision and Pattern Recognition, 2008. CVPR 2008. IEEE Conference on*, pages 1–8. IEEE.
- Rama, T. and Borin, L. (2015). Comparative evaluation of string similarity measures for automatic language classification. In *Quantitative Linguistics*, volume 69. De Gruyter Mouton.
- Rasooli, M. and Collins, M. (2015). Density-driven cross-lingual transfer of dependency parsers. In *Proceedings of EMNLP*.
- Rosa, R., Zeman, D., Mareček, D., and Žabokrtský, Z. (2017). Slavic forest, norwegian wood. pages 210–219.
- Rosenblatt, F. (1957). The perceptron: a perceiving and recognizing automaton. Technical report, Cornell Aeronautical Laboratory, inc.
- Rosenthal, R. (1979). The file drawer problem and tolerance for null results. *Psychological bulletin*, 86(3):638.
- Ruder, S., Bingel, J., Augenstein, I., and Søgaard, A. (2017). Sluice networks: Learning what to share between loosely related tasks. *arXiv preprint arXiv:1705.08142*.
- Rumelhart, D. E., Hinton, G. E., and Williams, R. J. (1985). Learning internal representations by error propagation. Technical report, California Univ San Diego La Jolla Inst for Cognitive Science.
- Sahlgren, M. (2005). An introduction to random indexing. In *Methods and applications of semantic indexing workshop at the 7th international conference on terminology and knowledge engineering, TKE*, volume 5.
- Saitou, N. and Nei, M. (1987). The neighbor-joining method: a new method for reconstructing phylogenetic trees. *Molecular biology and evolution*, 4(4):406–425.
- Saxe, A. M., McClelland, J. L., and Ganguli, S. (2013). Exact solutions to the nonlinear dynamics of learning in deep linear neural networks. In *ICLR*.
- Schaul, T., Antonoglou, I., and Silver, D. (2014). Unit tests for stochastic optimization. In *International Conference on Learning Representations*.

- Schuster, M. and Paliwal, K. K. (1997). Bidirectional recurrent neural networks. *IEEE Transactions on Signal Processing*, 45(11):2673–2681.
- Seeliger, K., Fritsche, M., Güçlü, U., Schoenmakers, S., Schoffelen, J.-M., Bosch, S., and van Gerven, M. (2017). Cnn-based encoding and decoding of visual object recognition in space and time. *bioRxiv*, page 118091.
- Semeniuta, S., Severyn, A., and Barth, E. (2016). Recurrent dropout without memory loss. *arXiv preprint arXiv:1603.05118*.
- Shannon, C. E. and Weaver, W. (1949). *The mathematical theory of communication*. Urbana, Ill.: University of Illinois press, 1964.
- Silver, D., Huang, A., Maddison, C. J., Guez, A., Sifre, L., Van Den Driessche, G., Schrittwieser, J., Antonoglou, I., Panneershelvam, V., Lanctot, M., et al. (2016). Mastering the game of go with deep neural networks and tree search. *Nature*, 529(7587):484–489.
- Sjons, J., Hörberg, T., Östling, R., and Bjerva, J. (2017). Articulation rate in swedish child-directed speech increases as a function of the age of the child even when surprisal is controlled for. In *Proceedings of Interspeech 2017*, Stockholm, Sweden.
- Socher, R., Chen, D., Manning, C. D., and Ng, A. (2013a). Reasoning with neural tensor networks for knowledge base completion. In *Advances in neural information processing systems*, pages 926–934.
- Socher, R., Ganjoo, M., Manning, C. D., and Ng, A. (2013b). Zero-shot learning through cross-modal transfer. In *Advances in neural information processing systems*, pages 935–943.
- Søgaard, A. and Goldberg, Y. (2016). Deep multi-task learning with low level tasks supervised at lower layers. In *ACL*, volume 2, pages 231–235.
- Søgaard, A., Johannsen, A., Plank, B., Hovy, D., and Martinez, H. (2014). What’s in a p-value in nlp? In *Proceedings of the eighteenth conference on computational natural language learning (CONLL’14)*, pages 1–10.
- Sontag, E. D. and Sussmann, H. J. (1989). Backpropagation can give rise to spurious local minima even for networks without hidden layers. *Complex Systems*, 3(1):91–106.

- Specia, L., Shah, K., De Souza, J. G., and Cohn, T. (2013). Quest-a translation quality estimation framework. In *ACL (Conference System Demonstrations)*, pages 79–84.
- Srivastava, N., Hinton, G. E., Krizhevsky, A., Sutskever, I., and Salakhutdinov, R. (2014). Dropout: a simple way to prevent neural networks from overfitting. *Journal of Machine Learning Research*, 15(1):1929–1958.
- Straka, M., Hajic, J., and Straková, J. (2016). Ud-pipe: Trainable pipeline for processing conll-u files performing tokenization, morphological analysis, pos tagging and parsing. In *LREC*.
- Sundermeyer, M., Schlüter, R., and Ney, H. (2012). Lstm neural networks for language modeling. In *Interspeech*, pages 194–197.
- Šuster, S. (2016). *Empirical studies on word representations*. PhD thesis, University of Groningen.
- Sutskever, I., Martens, J., and Hinton, G. E. (2011). Generating text with recurrent neural networks. In *Proceedings of the 28th International Conference on Machine Learning (ICML-11)*, pages 1017–1024.
- Sutskever, I., Vinyals, O., and Le, Q. V. (2014). Sequence to sequence learning with neural networks. In *Advances in neural information processing systems*, pages 3104–3112.
- Szegedy, C., Liu, W., Jia, Y., Sermanet, P., Reed, S., Anguelov, D., Erhan, D., Vanhoucke, V., and Rabinovich, A. (2015). Going deeper with convolutions. In *Proceedings of the IEEE Conference on Computer Vision and Pattern Recognition*, pages 1–9.
- Täckström, O. (2013). *Predicting Linguistic Structure with Incomplete and Cross-Lingual Supervision*. PhD thesis, PhD Thesis - Uppsala University.
- Täckström, O., Das, D., Petrov, S., McDonald, R., and Nivre, J. (2013). Token and type constraints for cross-lingual part-of-speech tagging. *TACL*, 1:1–12.
- Täckström, O., McDonald, R., and Uszkoreit, J. (2012). Cross-lingual word clusters for direct transfer of linguistic structure. In *Proceedings of the 2012 conference of the North American chapter of the association for computational linguistics: Human language technologies*, pages 477–487.

- Tai, K. S., Socher, R., and Manning, C. D. (2015). Improved semantic representations from tree-structured long short-term memory networks. In *ACL-IJCNLP*, pages 1556–1566.
- Thibodeau, P. H. and Boroditsky, L. (2013). Natural language metaphors covertly influence reasoning. *PLoS one*, 8(1):e52961.
- Thrun, S. and O’Sullivan, J. (1995). Clustering learning tasks and the selective cross-task transfer of knowledge. Technical report, CARNEGIE-MELLON UNIV PITTSBURGH PA DEPT OF COMPUTER SCIENCE.
- Thrun, S. and Pratt, L. (1998). *Learning to Learn*. Kluwer Academic Publishers, Norwell, MA, USA.
- Tian, J., Zhou, Z., Lan, M., and Wu, Y. (2017). ECNU at SemEval-2017 Task 1: Leverage kernelbased traditional nlp features and neural networks to build a universal model for multilingual and cross-lingual semantic textual similarity. In *SemEval*.
- Tiedemann, J. (2012). Parallel data, tools and interfaces in opus. In *LREC*. European Language Resources Association (ELRA).
- Tiedemann, J. (2014). Rediscovering annotation projection for cross-lingual parser induction. In *COLING*, pages 1854–1864.
- Tiedemann, J. (2015). Cross-lingual dependency parsing with universal dependencies and predicted pos labels. *Depling 2015*, page 340.
- Tiedemann, J., Agić, Ž., and Nivre, J. (2014). Treebank translation for cross-lingual parser induction. In *Proceedings of CoNLL*.
- Tjong Kim Sang, E. F. and De Meulder, F. (2003). Introduction to the conll-2003 shared task: Language-independent named entity recognition. In *Proceedings of the seventh conference on Natural language learning at HLT-NAACL 2003-Volume 4*, pages 142–147.
- Tokui, S., Oono, K., Hido, S., and Clayton, J. (2015). Chainer: a next-generation open source framework for deep learning. In *Proceedings of workshop on machine learning systems (LearningSys) in the twenty-ninth annual conference on neural information processing systems (NIPS)*.

- Torrallba, A., Murphy, K. P., and Freeman, W. T. (2007). Sharing visual features for multiclass and multiview object detection. *IEEE Transactions on Pattern Analysis and Machine Intelligence*, 29(5).
- Toutanova, K., Haghighi, A., and Manning, C. D. (2005). Joint learning improves semantic role labeling. In *Proceedings of the 43rd Annual Meeting on Association for Computational Linguistics*, pages 589–596.
- Turian, J., Ratinov, L., and Bengio, Y. (2010). Word representations: a simple and general method for semi-supervised learning. In *ACL*, pages 384–394.
- van Noord, R. and Bos, J. (2017a). Neural semantic parsing by character-based translation: Experiments with abstract meaning representations. *arXiv preprint arXiv:1705.09980*.
- van Noord, R. and Bos, J. (2017b). The Meaning Factory at SemEval-2017 Task 9: Producing AMRs with Neural Semantic Parsing. *arXiv preprint arXiv:1704.02156*.
- Vaswani, A., Zhao, Y., Fossum, V., and Chiang, D. (2013). Decoding with large-scale neural language models improves translation. In *EMNLP*, pages 1387–1392.
- Veit, A., Wilber, M. J., and Belongie, S. (2016). Residual networks behave like ensembles of relatively shallow networks. In *Advances in Neural Information Processing Systems*, pages 550–558.
- Venhuizen, N., Basile, V., Evang, K., and Bos, J. (2013). Gamification for word sense labeling. In *Proc. 10th International Conference on Computational Semantics (IWCS-2013)*, pages 397–403.
- Vilares, D., Gómez-Rodríguez, C., Alonso, M. A., and LyS, G. (2016). One model, two languages: training bilingual parsers with harmonized treebanks. In *ACL*, page 425.
- Vinyals, O., Kaiser, Ł., Koo, T., Petrov, S., Sutskever, I., and Hinton, G. (2015). Grammar as a foreign language. In *Advances in Neural Information Processing Systems*, pages 2773–2781.
- Vossen, P., Bloksma, L., Rodriguez, H., Climent, S., Calzolari, N., Roventini, A., Bertagna, F., Alonge, A., and Peters, W. (1998). The eurowordnet base concepts and top ontology. *Deliverable D017 D*, 34:D036.

- Šuster, S., Titov, I., and van Noord, G. (2016). Bilingual learning of multi-sense embeddings with discrete autoencoders. In *Proceedings of the 2016 Conference of the North American Chapter of the Association for Computational Linguistics: Human Language Technologies*, pages 1346–1356, San Diego, California.
- Waibel, A., Hanazawa, T., Hinton, G. E., Shikano, K., and Lang, K. J. (1989). Phoneme recognition using time-delay neural networks. *IEEE transactions on acoustics, speech, and signal processing*, 37(3):328–339.
- Wang, H., Raj, B., and Xing, E. P. (2017). On the origin of deep learning. *arXiv preprint arXiv:1702.07800*.
- Wang, P., Qian, Y., Soong, F. K., He, L., and Zhao, H. (2015). A unified tagging solution: Bidirectional lstm recurrent neural network with word embedding. *arXiv preprint arXiv:1511.00215*.
- Wichmann, S., Holman, E. W., and Brown (eds.), C. H. (2016). The ASJP Database (version 17).
- Wiener, N. (1948). Cybernetics. *Scientific American*, 179(5):14–19.
- Wolf, L., Hanani, Y., Bar, K., and Dershowitz, N. (2014). Joint word2vec networks for bilingual semantic representations. In *Proceedings of CICLING 2014*.
- Wu, H. (2009). Global stability analysis of a general class of discontinuous neural networks with linear growth activation functions. *Information Sciences*, 179(19):3432–3441.
- Wu, H., Huang, H., Jian, P., Guo, Y., and Su, C. (2017). BIT at SemEval-2017 Task 1: Using semantic information space to evaluate semantic textual similarity. In *SemEval*.
- Wu, Y., Schuster, M., Chen, Z., Le, Q. V., Norouzi, M., Macherey, W., Krikun, M., Cao, Y., Gao, Q., Macherey, K., et al. (2016). Google’s neural machine translation system: Bridging the gap between human and machine translation. *arXiv preprint arXiv:1609.08144*.
- Yang, Z., Salakhutdinov, R., and Cohen, W. (2016). Multi-Task Cross-Lingual Sequence Tagging from Scratch. *arXiv preprint arXiv:1603.06270*.

- Yarowsky, D., Ngai, G., and Wicentowski, R. (2001). Inducing multilingual text analysis tools via robust projection across aligned corpora. In *Proceedings of the first international conference on Human language technology research*, pages 1–8.
- Yi, X., Li, R., and Sun, M. (2016). Generating chinese classical poems with rnn encoder-decoder. *arXiv preprint arXiv:1604.01537*.
- Zagoruyko, S. and Komodakis, N. (2016). Wide residual networks. In *Proceedings of the 27th British Machine Vision Conference (BMVC)*, *arXiv preprint arXiv:1605.07146*.
- Zeman, D. and Resnik, P. (2008). Cross-language parser adaptation between related languages. In *Proceedings of the IJCNLP Workshop on NLP for Less Privileged Languages*.
- Zhang, D., Yuan, B., Wang, D., and Liu, R. (2015a). Joint semantic relevance learning with text data and graph knowledge. In *ACL-IJCNLP 2015*, page 32.
- Zhang, X., Zhao, J., and LeCun, Y. (2015b). Character-level convolutional networks for text classification. In *Advances in Neural Information Processing Systems*, pages 649–657.
- Zhou, Y. and Chellappa, R. (1988). Computation of optical flow using a neural network. In *IEEE International Conference on Neural Networks*, volume 1998, pages 71–78.
- Ziemski, M., Junczys-Dowmunt, M., and Pouliquen, B. (2016). The united nations parallel corpus v1.0. In Calzolari, N., Choukri, K., Declerck, T., Goggi, S., Grobelnik, M., Maegaard, B., Mariani, J., Mazo, H., Moreno, A., Odijk, J., and Piperidis, S., editors, *LREC*, Paris, France. European Language Resources Association (ELRA).

Summary

When learning a new skill, you take advantage of your preexisting skills and knowledge. For instance, if you are a skilled violinist, you will likely have an easier time learning to play cello. Similarly, when learning a new language you take advantage of the languages you already speak. For instance, if your native language is Norwegian and you decide to learn Dutch, the lexical overlap between these two languages will likely benefit your rate of language acquisition. This thesis deals with the intersection of learning multiple tasks and learning multiple languages in the context of Natural Language Processing (NLP), which can be defined as the study of computational processing of human language. Although these two types of learning may seem different on the surface, we will see that they share many similarities.

The traditional approach in NLP is to consider a single task for a single language at a time. However, recent advances allow for broadening this approach, by considering data for multiple tasks and languages simultaneously. This is an important approach to explore further as the key to improving the reliability of NLP, especially for low-resource languages, is to take advantage of all relevant data whenever possible. In **Part I** of this thesis, we begin with an introduction to neural networks with a focus on NLP (Chapter 2), since such architectures are particularly well suited to combined learning of multiple tasks and languages. We will then look at some ways in which neural networks can consider multiple tasks and languages at the same time

(Chapter 3). Specifically, we will consider multitask learning (MTL), and several common multilingual approaches.

In **Part II** of this thesis, I look at exploiting the fact that many NLP tasks are highly related to one another. This is done by experimenting with MTL using hard parameter sharing, which has proven beneficial for a variety of NLP tasks. In spite of such successes, however, it is not clear *when* or *why* MTL is beneficial in NLP. Chapter 4 contains a case study in which semantic tagging is shown to be beneficial for POS tagging. This further highlights the question of when MTL is beneficial in NLP tagging tasks, which is explored using information-theoretic measures in Chapter 5.

Multilingual models can leverage the fact that many languages share commonalities with one another. These resemblances can occur on various levels, with languages sharing, for instance, syntactic, morphological, or lexical features. While there are many possibilities for exploiting these commonalities, the focus in this thesis is on using multilingual word representations, as they allow for straight-forward integration in a neural network. As with MTL, it is not clear in which cases it is an advantage to *go multilingual*. In **Part III**, I begin with presenting a case study on multilingual semantic textual similarity (Chapter 6). Following this, I explore how similar languages need to be, and in which way, in order to for it to be useful to go multilingual (Chapter 7).

In **Part IV** of this thesis, I experiment with a combined paradigm, in which a neural network is trained on several languages and tasks simultaneously (Chapter 8). Finally, the thesis is concluded in **Part V** (Chapter 9). The experiments in this thesis are run on a large collection of mainly lexically oriented tasks, both semantic and morphosyntactic in nature, and on a total of 60 languages, representing a relatively wide typological range.

While traditional NLP approaches consider a single task or language at a time, the aim of this thesis was to answer several research

questions dealing with pushing past this boundary. In doing so, the hope is that in the long term, low-resource languages can benefit from the advances made in NLP which are currently to a large extent reserved for high-resource languages. This, in turn, may then have positive consequences for, e.g., language preservation, as speakers of minority languages will have a lower degree of pressure to using high-resource languages. In the short term, answering the specific research questions posed should be of use to NLP researchers working towards the same goal.

Samenvatting

Wanneer je een nieuwe vaardigheid leert maak je gebruik van de vaardigheden en kennis die je al bezit. Als je bijvoorbeeld een ervaren violist bent, is het waarschijnlijk makkelijker om ook cello te leren spelen. Ook bij het leren van een nieuwe taal maak je gebruik van de talen die je al beheerst. Bijvoorbeeld, als je moedertaal Noors is en je besluit dat je Nederlands wil gaan leren, dan maakt het grote aantal woorden dat op elkaar lijkt in die twee talen het waarschijnlijk makkelijker om de nieuwe taal te leren. In dit proefschrift kijk ik naar het leren van meerdere taken, het leren van meerdere talen en de combinatie daarvan, in het kader van *natural language processing* (NLP): de computationele analyse van menselijke taal. Hoewel deze twee soorten van leren aan de oppervlakte misschien anders lijken, zullen we zien dat ze meerdere overeenkomsten hebben.

De traditionele aanpak in NLP is om op één taak voor één taal te focussen. Nieuwe ontwikkelingen maken het echter mogelijk om deze aanpak uit te breiden, door tegelijkertijd meerdere taken én meerdere talen te bekijken. Dit is een veelbelovende richting voor verder onderzoek, aangezien het gebruiken van zoveel mogelijk relevante data de sleutel is tot het verbeteren van de betrouwbaarheid van NLP, met name voor kleinere talen. **Deel I** van dit proefschrift begint met een inleiding over neurale netwerken, met een focus op NLP (Hoofdstuk 2). Deze architecturen zijn bijzonder geschikt voor het gecombineerd leren van meerdere taken en talen. Daarna zien we hoe gecombineerd leren werkt, door een aantal manieren waarop neurale netwerken tegelijkertijd meerdere taken en talen kunnen leren

te beschrijven (Hoofdstuk 3). In het bijzonder kijken we naar *multi-task learning* (MTL) en enkele meertalige benaderingen van NLP.

In **Deel II** van dit proefschrift wordt onderzocht hoe we het feit dat veel taken in NLP sterk met elkaar zijn verbonden kunnen benutten. Dit wordt gedaan door te experimenteren met MTL met *hard parameter sharing*, dat voor veel taken in NLP succesvol is gebleken. Ondanks deze successen is het echter niet helemaal duidelijk *wanneer* of *waarom* het gebruik van MTL voordelig is voor NLP. Hoofdstuk 4 bevat een casestudy van MTL waarin ik laat zien dat het toekennen van semantische labels aan woorden een verbetering oplevert bij het herkennen van woordsoorten. Deze vinding benadrukt het belang van het beantwoorden van de vraag ‘Wanneer is het gebruik van MTL voordelig voor NLP?’. In Hoofdstuk 5 wordt dit onderzocht aan de hand van begrippen uit de informatietheorie.

Meertalige modellen kunnen gebruik maken van het feit dat talen vaak overeenkomsten met elkaar hebben. Deze overeenkomsten kunnen op verschillende niveaus optreden, bijvoorbeeld op syntactisch, morfologisch of lexicaal vlak. Hoewel er veel mogelijkheden zijn om gebruik te maken van deze overeenkomsten, kijken we in dit proefschrift naar het gebruik van meertalige woordrepresentaties, omdat deze erg goed te combineren zijn met neurale netwerken. Net als bij MTL is het hier niet duidelijk in welke gevallen het een voordeel is om meertalige modellen te bouwen. **Deel III** begint met een casestudy over meertalige semantische tekstuele gelijkenis (Hoofdstuk 6). Daarna onderzoek ik in welke mate talen op elkaar moeten lijken, en op welke manier, om voordeel te kunnen halen uit het bouwen van een meertalig model (Hoofdstuk 7).

In **Deel IV** van dit proefschrift experimenteer ik met een gecombineerd paradigma waarin een neuraal netwerk verschillende talen én taken tegelijkertijd leert (Hoofdstuk 8). Tenslotte worden de conclusies uit dit proefschrift gepresenteerd in **Deel V** (Hoofdstuk 9).

De experimenten in dit proefschrift worden uitgevoerd op een

grote verzameling voornamelijk lexicaal georiënteerde taken, zowel semantisch en morfosyntactisch van aard, en op in totaal 60 talen, die een relatief grote typologische diversiteit vertegenwoordigen.

Terwijl de traditionele NLP-benaderingen slechts een enkele taak of taal tegelijk behandelen, is het doel van dit proefschrift juist om onderzoeksvragen die deze grenzen overschrijden te beantwoorden. Dit heeft als doel dat kleinere talen op de lange termijn kunnen profiteren van de vooruitgang die in NLP wordt geboekt, aangezien deze momenteel grotendeels ten goede komt aan grotere talen. Dit kan positieve gevolgen hebben voor bijvoorbeeld taalbehoud, omdat, onder andere, sprekers van minderheidstalen een lagere druk zullen voelen om grotere talen te gebruiken. Op de korte termijn zullen de antwoorden op de specifieke onderzoeksvragen van dit proefschrift nuttig zijn voor NLP-onderzoekers die naar hetzelfde doel streven.

Groningen dissertations in linguistics (GRODIL)

1. Henriëtte de Swart (1991). *Adverbs of Quantification: A Generalized Quantifier Approach*.
2. Eric Hoekstra (1991). *Licensing Conditions on Phrase Structure*.
3. Dicky Gilbers (1992). *Phonological Networks. A Theory of Segment Representation*.
4. Helen de Hoop (1992). *Case Configuration and Noun Phrase Interpretation*.
5. Gosse Bouma (1993). *Nonmonotonicity and Categorical Unification Grammar*.
6. Peter I. Blok (1993). *The Interpretation of Focus*.
7. Roelien Bastiaanse (1993). *Studies in Aphasia*.
8. Bert Bos (1993). *Rapid User Interface Development with the Script Language Gist*.
9. Wim Kosmeijer (1993). *Barriers and Licensing*.
10. Jan-Wouter Zwart (1993). *Dutch Syntax: A Minimalist Approach*.
11. Mark Kas (1993). *Essays on Boolean Functions and Negative Polarity*.
12. Ton van der Wouden (1994). *Negative Contexts*.
13. Joop Houtman (1994). *Coordination and Constituency: A Study in Categorical Grammar*.
14. Petra Hendriks (1995). *Comparatives and Categorical Grammar*.
15. Maarten de Wind (1995). *Inversion in French*.
16. Jelly Julia de Jong (1996). *The Case of Bound Pronouns in Peripheral Romance*.
17. Sjoukje van der Wal (1996). *Negative Polarity Items and Negation: Tandem Acquisition*.
18. Anastasia Giannakidou (1997). *The Landscape of Polarity Items*.
19. Karen Lattewitz (1997). *Adjacency in Dutch and German*.
20. Edith Kaan (1997). *Processing Subject-Object Ambiguities in Dutch*.
21. Henny Klein (1997). *Adverbs of Degree in Dutch*.
22. Leonie Bosveld-de Smet (1998). *On Mass and Plural Quantification: The case of French 'des'/'du'-NPs*.
23. Rita Landeweerd (1998). *Discourse semantics of perspective and temporal structure*.
24. Mettina Veenstra (1998). *Formalizing the Minimalist Program*.
25. Roel Jonkers (1998). *Comprehension and Production of Verbs in aphasic Speakers*.
26. Erik F. Tjong Kim Sang (1998). *Machine Learning of Phonotactics*.
27. Paulien Rijkhoek (1998). *On Degree Phrases and Result Clauses*.
28. Jan de Jong (1999). *Specific Language Impairment in Dutch: Inflectional Morphology and Argument Structure*.
29. H. Wee (1999). *Definite Focus*.
30. Eun-Hee Lee (2000). *Dynamic and Stative Information in Temporal Reasoning: Korean tense and aspect in discourse*.

31. Ivilin P. Stoianov (2001). *Connectionist Lexical Processing*.
32. Klarien van der Linde (2001). *Sonority substitutions*.
33. Monique Lamers (2001). *Sentence processing: using syntactic, semantic, and thematic information*.
34. Shalom Zuckerman (2001). *The Acquisition of "Optional" Movement*.
35. Rob Koeling (2001). *Dialogue-Based Disambiguation: Using Dialogue Status to Improve Speech Understanding*.
36. Esther Ruigendijk (2002). *Case assignment in Agrammatism: a cross-linguistic study*.
37. Tony Mullen (2002). *An Investigation into Compositional Features and Feature Merging for Maximum Entropy-Based Parse Selection*.
38. Nanette Bienfait (2002). *Grammatica-onderwijs aan allochtone jongeren*.
39. Dirk-Bart den Ouden (2002). *Phonology in Aphasia: Syllables and segments in level-specific deficits*.
40. Rienk Withaar (2002). *The Role of the Phonological Loop in Sentence Comprehension*.
41. Kim Sauter (2002). *Transfer and Access to Universal Grammar in Adult Second Language Acquisition*.
42. Laura Sabourin (2003). *Grammatical Gender and Second Language Processing: An ERP Study*.
43. Hein van Schie (2003). *Visual Semantics*.
44. Lilia Schürcks-Grozeva (2003). *Binding and Bulgarian*.
45. Stasinos Konstantopoulos (2003). *Using ILP to Learn Local Linguistic Structures*.
46. Wilbert Heeringa (2004). *Measuring Dialect Pronunciation Differences using Levenshtein Distance*.
47. Wouter Jansen (2004). *Laryngeal Contrast and Phonetic Voicing: A Laboratory Phonology*.
48. Judith Rispens (2004). *Syntactic and phonological processing in developmental dyslexia*.
49. Danielle Bougaïré (2004). *L'approche communicative des campagnes de sensibilisation en santé publique au Burkina Faso: Les cas de la planification familiale, du sida et de l'excision*.
50. Tanja Gaustad (2004). *Linguistic Knowledge and Word Sense Disambiguation*.
51. Susanne Schoof (2004). *An HPSG Account of Nonfinite Verbal Complements in Latin*.
52. M. Begoña Villada Moirón (2005). *Data-driven identification of fixed expressions and their modifiability*.
53. Robbert Prins (2005). *Finite-State Pre-Processing for Natural Language Analysis*.
54. Leonoor van der Beek (2005) *Topics in Corpus-Based Dutch Syntax*.
55. Keiko Yoshioka (2005). *Linguistic and gestural introduction and tracking of referents in L1 and L2 discourse*.

56. Sible Andringa (2005). *Form-focused instruction and the development of second language proficiency.*
57. Joanneke Prenger (2005). *Taal telt! Een onderzoek naar de rol van taalvaardigheid en tekstbegrip in het realistisch wiskundeonderwijs.*
58. Neslihan Kansu-Yetkiner (2006). *Blood, Shame and Fear: Self-Presentation Strategies of Turkish Women's Talk about their Health and Sexuality.*
59. Mónika Z. Zempléni (2006). *Functional imaging of the hemispheric contribution to language processing.*
60. Maartje Schreuder (2006). *Prosodic Processes in Language and Music.*
61. Hidetoshi Shiraishi (2006). *Topics in Nivkh Phonology.*
62. Tamás Biró (2006). *Finding the Right Words: Implementing Optimality Theory with Simulated Annealing.*
63. Dieuwke de Goede (2006). *Verbs in Spoken Sentence Processing: Unraveling the Activation Pattern of the Matrix Verb.*
64. Eleonora Rossi (2007). *Clitic production in Italian agrammatism.*
65. Holger Hopp (2007). *Ultimate Attainment at the Interfaces in Second Language Acquisition: Grammar and Processing.*
66. Gerlof Bouma (2008). *Starting a Sentence in Dutch: A corpus study of subject- and object-fronting.*
67. Julia Klitsch (2008). *Open your eyes and listen carefully. Auditory and audiovisual speech perception and the McGurk effect in Dutch speakers with and without aphasia.*
68. Janneke ter Beek (2008). *Restructuring and Infinitival Complements in Dutch.*
69. Jori Mur (2008). *Off-line Answer Extraction for Question Answering.*
70. Lonneke van der Plas (2008). *Automatic Lexico-Semantic Acquisition for Question Answering.*
71. Arjen Versloot (2008). *Mechanisms of Language Change: Vowel reduction in 15th century West Frisian.*
72. Ismail Fahmi (2009). *Automatic term and Relation Extraction for Medical Question Answering System.*
73. Tuba Yarbay Duman (2009). *Turkish Agrammatic Aphasia: Word Order, Time Reference and Case.*
74. Maria Trofimova (2009). *Case Assignment by Prepositions in Russian Aphasia.*
75. Rasmus Steinkrauss (2009). *Frequency and Function in WH Question Acquisition. A Usage-Based Case Study of German L1 Acquisition.*
76. Marjolein Deunk (2009). *Discourse Practices in Preschool. Young Children's Participation in Everyday Classroom Activities.*

77. Sake Jager (2009). *Towards ICT-Integrated Language Learning: Developing an Implementation Framework in terms of Pedagogy, Technology and Environment.*
78. Francisco Dellatorre Borges (2010). *Parse Selection with Support Vector Machines.*
79. Geoffrey Andogah (2010). *Geographically Constrained Information Retrieval.*
80. Jacqueline van Kruiningen (2010). *Onderwijsontwerp als conversatie. Probleemoplossing in interprofessioneel overleg.*
81. Robert G. Shackleton (2010). *Quantitative Assessment of English-American Speech Relationships.*
82. Tim Van de Cruys (2010). *Mining for Meaning: The Extraction of Lexico-semantic Knowledge from Text.*
83. Therese Leinonen (2010). *An Acoustic Analysis of Vowel Pronunciation in Swedish Dialects.*
84. Erik-Jan Smits (2010). *Acquiring Quantification. How Children Use Semantics and Pragmatics to Constrain Meaning.*
85. Tal Caspi (2010). *A Dynamic Perspective on Second Language Development.*
86. Teodora Mehotcheva (2010). *After the fiesta is over. Foreign language attrition of Spanish in Dutch and German Erasmus Student.*
87. Xiaoyan Xu (2010). *English language attrition and retention in Chinese and Dutch university students.*
88. Jelena Prokić (2010). *Families and Resemblances.*
89. Radek Šimik (2011). *Modal existential wh-constructions.*
90. Katrien Colman (2011). *Behavioral and neuroimaging studies on language processing in Dutch speakers with Parkinson's disease.*
91. Siti Mina Tamah (2011). *A Study on Student Interaction in the Implementation of the Jigsaw Technique in Language Teaching.*
92. Aletta Kwant (2011). *Geraakt door prentenboeken. Effecten van het gebruik van prentenboeken op de sociaal-emotionele ontwikkeling van kleuters.*
93. Marlies Kluck (2011). *Sentence amalgamation.*
94. Anja Schüppert (2011). *Origin of asymmetry: Mutual intelligibility of spoken Danish and Swedish.*
95. Peter Nabende (2011). *Applying Dynamic Bayesian Networks in Transliteration Detection and Generation.*
96. Barbara Plank (2011). *Domain Adaptation for Parsing.*
97. Cagri Coltekin (2011). *Catching Words in a Stream of Speech: Computational simulations of segmenting transcribed child-directed speech.*

98. Dörte Hessler (2011). *Audiovisual Processing in Aphasic and Non-Brain-Damaged Listeners: The Whole is More than the Sum of its Parts.*
99. Herman Heringa (2012). *Appositional constructions.*
100. Diana Dimitrova (2012). *Neural Correlates of Prosody and Information Structure.*
101. Harwintha Anjarningsih (2012). *Time Reference in Standard Indonesian Agrammatic Aphasia.*
102. Myrte Gosen (2012). *Tracing learning in interaction. An analysis of shared reading of picture books at kindergarten.*
103. Martijn Wieling (2012). *A Quantitative Approach to Social and Geographical Dialect Variation.*
104. Gisi Cannizzaro (2012). *Early word order and animacy.*
105. Kostadin Cholakov (2012). *Lexical Acquisition for Computational Grammars. A Unified Model.*
106. Karin Beijering (2012). *Expressions of epistemic modality in Mainland Scandinavian. A study into the lexicalization-grammaticalization-pragmaticalization interface.*
107. Veerle Baaijen (2012). *The development of understanding through writing.*
108. Jacolien van Rij (2012). *Pronoun processing: Computational, behavioral, and psychophysiological studies in children and adults.*
109. Ankelien Schippers (2012). *Variation and change in Germanic long-distance dependencies.*
110. Hanneke Loerts (2012). *Uncommon gender: Eyes and brains, native and second language learners, & grammatical gender.*
111. Marjoleine Sloos (2013). *Frequency and phonological grammar: An integrated approach. Evidence from German, Indonesian, and Japanese.*
112. Aysa Arylova. (2013) *Possession in the Russian clause. Towards dynamicity in syntax.*
113. Daniël de Kok (2013). *Reversible Stochastic Attribute-Value Grammars.*
114. Gideon Kotzé (2013). *Complementary approaches to tree alignment: Combining statistical and rule-based methods.*
115. Fridah Katushemererwe (2013). *Computational Morphology and Bantu Language Learning: an Implementation for Runyakitara.*
116. Ryan C. Taylor (2013). *Tracking Referents: Markedness, World Knowledge and Pronoun Resolution.*
117. Hana Smiskova-Gustafsson (2013). *Chunks in L2 Development: A Usage-based Perspective.*
118. Milada Walková (2013). *The aspectual function of particles in phrasal verbs.*
119. Tom O. Abuom (2013). *Verb and Word Order Deficits in Swahili-English bilingual agrammatic speakers.*

120. Gülsen Yılmaz (2013). *Bilingual Language Development among the First Generation Turkish Immigrants in the Netherlands*.
121. Trevor Benjamin (2013). *Signaling Trouble: On the linguistic design of other-initiation of repair in English conversation*.
122. Nguyen Hong Thi Phuong (2013). *A Dynamic Usage-based Approach to Second Language Teaching*.
123. Harm Brouwer (2014). *The Electrophysiology of Language Comprehension: A Neurocomputational Model*.
124. Kendall Decker (2014). *Orthography Development for Creole Languages*.
125. Laura S. Bos (2015). *The Brain, Verbs, and the Past: Neurolinguistic Studies on Time Reference*.
126. Rimke Groenewold (2015). *Direct and indirect speech in aphasia: Studies of spoken discourse production and comprehension*.
127. Huiying Chan (2015). *A Dynamic Approach to the Development of Lexicon and Syntax in a Second Language*.
128. James Griffiths (2015). *On appositives*.
129. Pavel Rudnev (2015). *Dependency and discourse-configurationality: A study of Avar*.
130. Kirsten Kolstrup (2015). *Opportunities to speak. A qualitative study of a second language in use*.
131. Güliz Güneş (2015). *Deriving Prosodic structures*.
132. Cornelia Lahmann (2015). *Beyond barriers. Complexity, accuracy, and fluency in long-term L2 speakers' speech*.
133. Sri Wachyunni (2015). *Scaffolding and Cooperative Learning: Effects on Reading Comprehension and Vocabulary Knowledge in English as a Foreign Language*.
134. Albert Walsweer (2015). *Ruimte voor leren. Een etnografisch onderzoek naar het verloop van een interventie gericht op versterking van het taalgebruik in een knowledge building environment op kleine Friese basisscholen*.
135. Aleyda Lizeth Linares Calix (2015). *Raising Metacognitive Genre Awareness in L2 Academic Readers and Writers*.
136. Fathima Mufeeda Irshad (2015). *Second Language Development through the Lens of a Dynamic Usage-Based Approach*.
137. Oscar Strik (2015). *Modelling analogical change. A history of Swedish and Frisian verb inflection*.
138. He Sun (2015). *Predictors and stages of very young child EFL learners' English development in China*.

139. Marieke Haan (2015). *Mode Matters. Effects of survey modes on participation and answering behavior.*
140. Nienke Houtzager (2015). *Bilingual advantages in middle-aged and elderly populations.*
141. Noortje Joost Venhuizen (2015). *Projection in Discourse: A data-driven formal semantic analysis.*
142. Valerio Basile (2015). *From Logic to Language: Natural Language Generation from Logical Forms.*
143. Jinxing Yue (2016). *Tone-word Recognition in Mandarin Chinese: Influences of lexical-level representations.*
144. Seçkin Arslan (2016). *Neurolinguistic and Psycholinguistic Investigations on Evidentiality in Turkish.*
145. Rui Qin (2016). *Neurophysiological Studies of Reading Fluency. Towards Visual and Auditory Markers of Developmental Dyslexia.*
146. Kashmiri Stec (2016). *Visible Quotation: The Multimodal Expression of Viewpoint.*
147. Yinxiang Jin (2016). *Foreign language classroom anxiety: A study of Chinese university students of Japanese and English over time.*
148. Joost Hurkmans (2016). *The Treatment of Apraxia of Speech. Speech and Music Therapy, an Innovative Joint Effort.*
149. Franziska Köder (2016). *Between direct and indirect speech: The acquisition of pronouns in reported speech.*
150. Femke Swarte (2016). *Predicting the mutual intelligibility of Germanic languages from linguistic and extra-linguistic factors.*
151. Sanne Kuijper (2016). *Communication abilities of children with ASD and ADHD. Production, comprehension, and cognitive mechanisms.*
152. Jelena Golubović (2016). *Mutual intelligibility in the Slavic language area.*
153. Nynke van der Schaaf (2016). *"Kijk eens wat ik kan!" Sociale praktijken in de interactie tussen kinderen van 4 tot 8 jaar in de buitenschoolse opvang.*
154. Simon Šuster (2016). *Empirical studies on word representations.*
155. Kilian Evang (2016). *Cross-lingual Semantic Parsing with Categorical Grammars.*
156. Miren Arantzeta Pérez (2017). *Sentence comprehension in monolingual and bilingual aphasia: Evidence from behavioral and eye-tracking methods.*
157. Sana-e-Zehra Haidry (2017). *Assessment of Dyslexia in the Urdu Language.*
158. Srđan Popov (2017). *Auditory and Visual ERP Correlates of Gender Agreement Processing in Dutch and Italian.*

159. Molood Sadat Safavi (2017). *The Competition of Memory and Expectation in Resolving Long-Distance Dependencies: Psycholinguistic Evidence from Persian Complex Predicates.*
160. Christopher Bergmann (2017). *Facets of native-likeness: First-language attrition among German emigrants to Anglophone North America.*
161. Stefanie Keulen (2017). *Foreign Accent Syndrome: A Neurolinguistic Analysis.*
162. Franz Manni (2017). *Linguistic Probes into Human History.*
163. Margreet Vogelzang (2017). *Reference and cognition: Experimental and computational cognitive modeling studies on reference processing in Dutch and Italian.*
164. Johannes Bjerva (2017). *One Model to Rule them all: Multitask and Multilingual Modelling for Lexical Analysis.*

GRODIL

Center for Language and Cognition Groningen (CLCG)

P.O. Box 716

9700 AS Groningen

The Netherlands