

Partial Orthology, Paralogy and Xenology Relations - Satisfiability in terms of Di-Cographs

Nikolai Nøjgaard^{1,2}, Nadia El-Mabrouk³, Daniel Merkle², Nikolas Wieseke⁴, and Marc Hellmuth^{1,5,*}

¹Institute of Mathematics and Computer Science, University of Greifswald, Walther- Rathenau-Strasse 47, D-17487 Greifswald, Germany,

²Department of Mathematics and Computer Science, University of Southern Denmark, Campusvej 55, DK-5230 Odense M, Denmark,

³Department of Computer Science and Operational Research, University of Montreal, CP 6128 succ Centre-Ville, Montreal, Canada,

⁴Swarm Intelligence and Complex Systems Group, Department of Computer Science, University of Leipzig, Augustusplatz 10, D-04109 Leipzig, Germany,

⁵ Saarland University, Center for Bioinformatics, Building E 2.1, P.O. Box 151150, D-66041 Saarbrücken, Germany,

*Corresponding author: mhellmuth@mailbox.org

Abstract

A variety of methods based on sequence similarity, reconciliation, synteny or functional characteristics, can be used to infer homology relations, that is, orthology, paralogy and xenology relations between genes of a given gene family \mathbb{G} . The (inferred) homology relations might not cover each pair of genes and thus, provide only partial knowledge on the full set of homology relations. Moreover, for particular pairs of genes it might be known with a high degree of certainty that they are not orthologs (resp. paralogs, xenologs) which yields forbidden pairs of genes. The question arises as whether such sets of (partial) homology relations with or without forbidden gene pairs are satisfiable, i.e., can they simultaneously co-exist in an evolutionary history for \mathbb{G} .

In this contribution, we characterize satisfiable homology relations. To this end, we employ the graph structure provided by these relations. In particular, the latter allows us to characterize full satisfiable homology relations as so-called di-cographs. Let m denote the total number of known and forbidden gene pairs. We provide a simple $\mathcal{O}(|\mathbb{G}|^2 + m|\mathbb{G}|)$ -time algorithm to determine whether such homology relations are satisfiable and, in the positive case, to construct event-labeled gene trees containing speciation, duplication and horizontal gene transfer (HGT) events that can explain the relations. The provided algorithm is evaluated on large-scaled simulated data sets. As we shall see, a comparably small amount of information about the original homologous relationships between the gene pairs is necessary to reconstruct most of the original relations. The algorithm and datasets are freely-available.

Keywords: orthology; paralogy; xenology; gene tree; horizontal gene transfer; satisfiability; di-cographs; homology relation

1 Introduction

Genes are the molecular units of heredity holding the information to build and maintain cells. During evolution, they are mutated, duplicated, lost and passed to organisms through speciation or horizontal gene transfer (HGT), which is the exchange of genetic material among co-existing species. The history of a gene family is equivalent to an event-labeled gene tree: the leaves correspond to extant genes, internal vertices to ancestral genes and the label of an internal vertex highlights the event at the origin of the divergence leading to the offspring. Such a history classifies two genes as being orthologous, paralogous or xenologous depending on whether they originated by a speciation, duplication or horizontal gene transfer (HGT) event [19, 22, 26]. Thus, the “true” history of the genes induces three disjoint “true” binary *homology relations* representing the orthologous, paralogous and xenologous gene pairs. Clearly, events of the past cannot be observed directly and hence, must be inferred from genomic data available today. In practice, homology relations are often estimated from sequence similarities and synteny information, without requiring any *a priori* knowledge on the topology of either the gene tree or the species tree (see e.g. [4, 5, 7, 8, 11, 12, 16, 27, 32–34, 37–40, 43, 45, 46]).

Inferring homology relations is fundamental in many fields of computational biology, including the reconstruction of evolutionary relationships across species [15, 21, 29–31], gene organization in species and functional genomics [20, 43, 44]. In fact, orthologs tend to be weakly, but significantly, more similar in function than other gene pairs [6]. Moreover, recent advances in mathematical phylogenetics [24, 29] have shown that inferred homology relations suffice to construct event-labeled gene trees and, in some case, also a species tree [25, 28, 30, 36].

In the absence of HGT, the *symmetric* orthology relation R_s and its complement, the paralogy relation R_δ , form (complementary) undirected cographs [24], i.e., graphs that do not contain an induced path on four vertices [13]. Assuming that only subsets of R_s and R_δ are known, the question arises as whether it is possible to assign the unknown pairs to either R_s or R_δ such that the resulting relations are *satisfiable*, i.e., there is an event-labeled gene tree that can explain these relations. Based on the results established in [9, 24], Lafond et al. [31] answered the latter question and showed that it is possible to recognize satisfiable relations in polynomial time.

In this paper, we address the above problem of the satisfiability of a set of homology relations but additionally consider HGT relations. Following the notion of Gray and Fitch [22], gene trees that contain HGT events give rise to a third homology relation R_t that comprises all pairs of xenologs (genes that originated after a HGT event). The inherently asymmetric nature of HGT events, with their unambiguous distinction between the vertically transmitted “original” and horizontally transmitted “copy” furthermore implies that the xenology relation is anti-symmetric.

If each pair of genes is related to one of R_s , R_δ or R_t , then we say that the set of relations $\{R_s, R_\delta, R_t\}$ is *full*, and it is said *partial* otherwise. In addition, we consider *forbidden* sets of gene pairs, i.e., gene pairs that are not included in any of the three relations but for which it is additionally known to which relations they definitely *not* belong to. Considering partial and forbidden homology relations is required for many reasons. For example, similarity-based homology inference methods often depend on particular threshold parameters to determine whether a given pair of genes is in one of R_s , R_δ or R_t . Gene pairs whose sequence similarity falls below (or above) a certain threshold cannot be unambiguously identified as belonging to one of the considered homology relations. Hence, in practice one usually obtains partial relations only. In addition, as different homology inference methods may lead to different predictions, instead of a yes or no orthology, paralogy or xenology assignment, a confidence score can rather be assigned to each relation [17]. A simple way of handling such weighted gene pairs is to set an upper threshold above which a relation is predicted, and a lower threshold under which a relation is rejected, leading to partial relations with forbidden gene pairs.

Starting with the basic definitions in Section 2, we continue to characterize satisfiable (full and partial) homology relations with and without forbidden gene pairs in Section 3. The latter is achieved by considering the graph representation of the underlying relations. In particular, based on results established in [25], we show that a full set of relations $\{R_s, R_\delta, R_t\}$ is satisfiable if and only if the directed graph with edge set $R_s \cup R_t$ is a di-cograph (the directed generalization of cographs). All characterizations immediately yield a recursive $\mathcal{O}(n^2 + mn)$ -time algorithm to test whether the considered partial set of relations with or without forbidden gene pairs is satisfiable, and to reconstruct an event-labeled gene

tree that can explain these relations, if one exist. Here, n denotes the number of considered genes and m the total number of known and forbidden gene pairs. Finally, we evaluate the accuracy of the designed algorithm on large-scaled simulated data sets in Section 3.3. Somewhat surprisingly, we observed that if even only 20% of the original homology relations are known, one can recover on average 79.8% - 97.3% of the original relations. Hence, the information of homologous relationships between only a few gene pairs suffices to reconstruct a huge amount of the original underlying homology relations. The algorithm and datasets are freely-available at [1, 2].

2 Preliminaries

In what follows, we always consider *binary* and *irreflexive* relations R and we omit to mention it each time. Since $V \times V$ is reflexive, we denote its irreflexive maximal subset by $[V \times V]_{\text{irr}}$. If $R \subseteq [V \times V]_{\text{irr}}$, we say that R is a *relation on V* . If we have a non-symmetric relation R , then we denote with $R^{\text{sym}} = R \cup \{(x, y) \mid (y, x) \in R\}$ the *symmetric extension* of R .

We can equivalently consider each relation R in V as a simple *directed graph*, in short *di-graph*, with vertex set V and edges (x, y) for all $(x, y) \in R$. (*Undirected graphs* are considered as di-graphs for which $(x, y) \in E$ implies $(y, x) \in E$. Moreover, for a given set of relations R_1, R_2, \dots, R_n , let $R_{i \in I} = \cup_{i \in I} R_i$ be the di-graph with vertex set V that contains all edges that are also contained in R_i , $i \in I$.

Given two disjoint di-graphs $G = (V, E)$ and $H = (W, F)$, the di-graph $G \cup H = (V \cup W, E \cup F)$, $G \cap H = (V \cap W, E \cap F)$, $G \oplus H = (V \cup W, E \cup F \cup \{(x, y), (y, x) \mid x \in V, y \in W\})$ and $G \otimes H = (V \cup W, E \cup F \cup \{(x, y) \mid x \in V, y \in W\})$ denote the *union*, *intersection*, *join* and *directed join*, respectively. The *induced subgraph* $G[W] = (W, F)$ of $G = (V, E)$ with $W \subseteq V$ is the subgraph for which $x, y \in W$ and $(x, y) \in E$ implies that $(x, y) \in F$. We call $W \subseteq V$ a (*strongly*) *connected component* of $G = (V, E)$ if $G[W]$ is a *maximal* (*strongly*) connected subgraph of G .

Given a di-graph $G = (V, E)$ and a partition $\{V_1, V_2, \dots, V_k\}$ of its vertex set V . The *quotient di-graph* $G/\{V_1, V_2, \dots, V_k\}$ has as vertex set $\{V_1, V_2, \dots, V_k\}$ and two distinct vertices V_i, V_j form an edge (V_i, V_j) in $G/\{V_1, \dots, V_k\}$ if there are vertices $x \in V_i$ and $y \in V_j$ with $(x, y) \in E$.

An acyclic di-graph is called *DAG*. It is well-known, that the vertices of a DAG can be *topologically ordered*, i.e., there is an ordering of the vertices as v_1, \dots, v_n such that $(v_i, v_j) \in E$ implies that $i < j$. To detect whether a di-graph G contains no cycles one can equivalently check whether there is a topological order, which can be done via depth-first search in $O(|V(G)| + |E(G)|)$ time.

The next lemma shows that to each DAG, edges can be added such that the resulting graph is a directed join.

Lemma 2.1. *Let $G = (V, E)$ be a DAG with topological order v_1, \dots, v_n of its vertices. Let $E^* = E \cup \{(v_i, v_j) \in [V]_{\text{irr}} \setminus E \mid i < j\}$. Then, $G^* = (V, E^*) = v_1 \otimes v_2 \otimes \dots \otimes v_n$.*

Proof. Since $G = (V, E)$ is a DAG, each edge $(v_i, v_j) \in E$ implies that $i < j$. By construction, we have in $G^* = (V, E^*)$ that $i < j$ implies $(v_i, v_j) \in E^*$. Hence, $(v_i, v_j) \in E^*$ if and only if $i < j$ and, therefore, G^* is the join $v_1 \otimes v_2 \otimes \dots \otimes v_n$. \square

Furthermore, we consider *rooted trees* $T = (V, E)$ (on L) with root $\rho_T \in V$ and leaf set $L \subseteq V$. We write $x \succeq_T y$, if x lies on the path from ρ_T to y . Given two leaves $x, y \in L$, their lowest common ancestor $\text{lca}(x, y)$ is the first vertex that lies on both paths from x to the root and y to the root.

3 From Homology Relations to Gene Trees

3.1 Gene Trees and Homology Relations

A gene tree T on L is a rooted binary tree that is equipped with an *event-labeling* map $t : (V \setminus L) \cup E \rightarrow I \cup \{0, 1\}$ with $I = \{\mathfrak{s}, \mathfrak{d}, \mathfrak{t}\}$ that assigns to each inner vertex v of T a value $t(v) \in I$ indicating whether v is a speciation event (\mathfrak{s}), duplication event (\mathfrak{d}) or HGT event (\mathfrak{t}). In addition, to each edge e , a value $t(e) \in \{0, 1\}$ is assigned that indicates whether e is a *transfer edge* (1) or not (0). In particular, we assume that for any HGT-vertex v and its two children x and y , one of the two edges (v, x) and (v, y) is labeled “1”

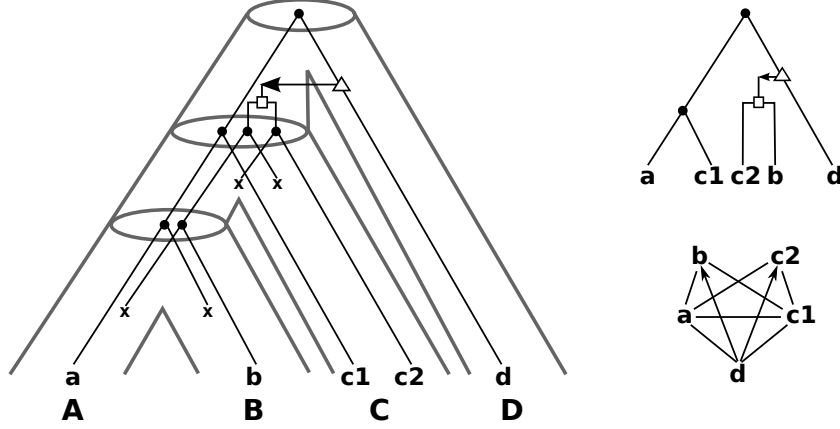


Figure 1: *Left:* An example of a “true” history of a gene tree evolving along the (tube-like) species tree (taken from [28, 29]). The set of extant genes \mathbb{G} comprises a, b, c_1, c_2 and d . Here, the event-labels \bullet, \square and \triangle are used for $\mathfrak{s}, \mathfrak{d}$, and \mathfrak{t} , respectively. Arrows in the tree indicate the transfer edges. *Upper Right:* The observable (binary) gene tree $(T; t)$ is shown. This tree is obtained from the true history by removing the “none-observable” losses (x) and suppressing the resulting degree-2 vertices. *Lower Right:* The di-graph $G = R_{\mathfrak{s}, \mathfrak{t}}$ for the full set $\{R_{\mathfrak{s}}, R_{\mathfrak{d}}, R_{\mathfrak{t}}\}$ of homology relations resulting from the true history as well as from its observable part $(T; t)$. Any two vertices x, y with $(x, y), (y, x) \in E(G)$ are (symmetric) orthologs; non-edges (b, c_2) and (c_2, b) stand for the two paralogs b and c_2 ; the two directed edges (d, b) and (d, c_2) indicate the two anti-symmetric xenologous pairs.

and the other is labeled “0”. If $t(v) \in \{\mathfrak{s}, \mathfrak{d}\}$ then the two edges incident to the children of v are always labeled “0”.

Clearly, a “true” gene history can also involve losses. However, gene losses eradicate the entire information on parts of the history and thus, cannot directly be observed from extant sequence data. Ignoring loss-events, the gene trees (T, t) considered here reflect the observable part of the true history, that is, (T, t) can be obtained from a “true” gene tree by removing all lost genes and its incident edges, suppressing all degree-2 vertices afterwards, and keeping the event-labels of all remaining vertices. Still, the observable part will be a binary tree (see Figure 1 for an example).

As shown in Figure 1, the gene trees give rise to the two symmetric relations $R_{\mathfrak{s}}$ and $R_{\mathfrak{d}}$ containing all orthologous and paralogous pairs, respectively. To be more precise, we say that $(x, y) \in R_{\mathfrak{s}}$ (resp. $R_{\mathfrak{d}}$) if $t(\text{lca}(x, y)) = \mathfrak{s}$ (resp. \mathfrak{d}). It is easy to see that $R_{\mathfrak{s}}$ and $R_{\mathfrak{d}}$ must be symmetric, however, are not necessarily transitive. Moreover, we additionally obtain the anti-symmetric xenology relation $R_{\mathfrak{t}}$. Following [22, 25, 26], we say that $(x, y) \in R_{\mathfrak{t}}$ if $t(\text{lca}(x, y)) = \mathfrak{t}$ and for the two edges $e = (\text{lca}(x, y), v)$, $v \succeq x$ and $f = (\text{lca}(x, y), w)$, $w \succeq y$ it holds that $t(e) = 0$ and $t(f) = 1$. Note, $R_{\mathfrak{t}}$ reflects the clear distinction between the horizontally transferred “copy” and the “original” that continues to be vertically transferred. Moreover, we assumed that for each HGT-vertex v , one of the two edges incident to its children is labeled “1” and the other is labeled “0”. Hence, $(x, y) \in R_{\mathfrak{t}}$ implies $(y, x) \notin R_{\mathfrak{t}}$ and thus, $R_{\mathfrak{t}}$ is anti-symmetric.

Now we are changing to a complementary point of view. Intriguingly, there are methods to infer orthologs [4, 5, 7, 11, 33, 34, 37, 43, 45, 46] or to detect HGT [12, 16, 32, 38, 39] *without* the need to construct gene or species trees. Thus, it is possible to derive estimates $R_{\mathfrak{s}}, R_{\mathfrak{d}}$ and $R_{\mathfrak{t}}$ of the true homology relations $R_{\mathfrak{s}}^*, R_{\mathfrak{d}}^*$ and $R_{\mathfrak{t}}^*$, respectively. Hence, given arbitrary pairwise disjoint relations $R_{\mathfrak{s}}, R_{\mathfrak{d}}$ and $R_{\mathfrak{t}}$ on L , we wish to answer the question: Is there a gene tree $(T; t)$ that explains the estimates?

We will answer the latter question by assuming three situations of different difficulty. In what follows, $R_{\mathfrak{s}}$ and $R_{\mathfrak{d}}$ will always be assumed to be symmetric, while $R_{\mathfrak{t}}$ denotes an anti-symmetric relation.

Definition 1. Let the set $\{R_{\mathfrak{s}}, R_{\mathfrak{d}}, R_{\mathfrak{t}}\}$ be full, i.e., $R_{\mathfrak{s}} \cup R_{\mathfrak{d}} \cup R_{\mathfrak{t}}^{\text{sym}} = [L \times L]_{\text{irr}}$. Note, the latter does not imply that all relations are non-empty.

We say the set $\{R_{\mathfrak{s}}, R_{\mathfrak{d}}, R_{\mathfrak{t}}\}$ (or equivalently, its di-graph $R_{\mathfrak{s}, \mathfrak{d}, \mathfrak{t}}$) is satisfiable iff there is a tree $T = (V, E)$ with leaf set L and a map $t : (V \setminus L) \cup E \rightarrow \{\mathfrak{s}, \mathfrak{d}, \mathfrak{t}\} \cup \{0, 1\}$ assigning to each internal vertex one

of the labels $\mathfrak{s}, \mathfrak{d}, \mathfrak{t}$ and each edge is annotated as transfer edge (1) or non-transfer edge (0) such that:

$$t(\text{lca}(x, y)) = \begin{cases} \mathfrak{s}, & \text{if } (x, y), (y, x) \in R_{\mathfrak{s}} \\ \mathfrak{d}, & \text{if } (x, y), (y, x) \in R_{\mathfrak{d}} \\ \mathfrak{t}, & \text{if } (x, y) \in R_{\mathfrak{t}} \text{ and for } e = (\text{lca}(x, y), v) \text{ with } v \succ_T x \text{ we have } t(e) = 0, \\ & \text{while } t(f) = 1 \text{ for } f = (\text{lca}(x, y), w) \text{ with } w \succ_T y \end{cases}$$

In the general case, there may be unknown pairwise relations, i.e., the set $U = [V \times V]_{\text{irr}} \setminus (R_{\mathfrak{s}} \cup R_{\mathfrak{d}} \cup R_{\mathfrak{t}}^{\text{sym}})$ may not be empty. We call $\{R_{\mathfrak{s}}, R_{\mathfrak{d}}, R_{\mathfrak{t}}\}$ a *partial set of relations* on $V \times V$. Notice that partial sets are also allowed to be full. One central problem considered in this paper is to assign each pair $(x, y) \in U$ to some of the relations $R_{\mathfrak{s}}, R_{\mathfrak{d}}, R_{\mathfrak{t}}$ resulting in the “extended” relations $R_{\mathfrak{s}}^*, R_{\mathfrak{d}}^*, R_{\mathfrak{t}}^*$ so that the full set $\{R_{\mathfrak{s}}^*, R_{\mathfrak{d}}^*, R_{\mathfrak{t}}^*\}$ is satisfiable. In the latter we say the *partial set* $\{R_{\mathfrak{s}}, R_{\mathfrak{d}}, R_{\mathfrak{t}}\}$ (or equivalently, its di-graph $R_{\mathfrak{s}, \mathfrak{d}, \mathfrak{t}}$) is *satisfiable*.

Assuming that $R_{\mathfrak{t}}$ is empty and the pairs in U are only allowed to be assigned to $R_{\mathfrak{s}}$ and $R_{\mathfrak{d}}$, the following result has been established.

Theorem 3.1 ([24, 31]). *A full set $\{R_{\mathfrak{s}}, R_{\mathfrak{d}}, \emptyset\}$ is satisfiable if and only if $R_{\mathfrak{s}}$ does not contain P_4 ’s (path on four vertices) as an induced subgraph. In the latter $R_{\mathfrak{s}}$ is called undirected cograph.*

A partial set $\{R_{\mathfrak{s}}, R_{\mathfrak{d}}, \emptyset\}$ is satisfiable if and only if at least one of the following statements is satisfied:

1. $R_{\mathfrak{s}}$ is disconnected and each of its connected components is satisfiable.
2. $R_{\mathfrak{d}}$ is disconnected and each of its connected components is satisfiable.

In practice, it is possible that we have additional knowledge about the unknown relations, that is, we might know that a pair $(x, y) \in U$ is *not* in relation R_i for some $i \in \{\mathfrak{s}, \mathfrak{d}, \mathfrak{t}\}$. To allow the conveyance of such extra information we introduce the concept of *forbidden* relations. The relations $R_{-\mathfrak{s}}, R_{-\mathfrak{d}}$ and $R_{-\mathfrak{t}}$ comprise the pairs $(x, y) \in U$ that are not allowed to be assigned to $R_{\mathfrak{s}}, R_{\mathfrak{d}}$ and $R_{\mathfrak{t}}$, respectively. Note that whenever $(x, y) \in R_{-\mathfrak{s}}$ (resp. $R_{-\mathfrak{d}}$), then $(y, x) \notin R_{\mathfrak{s}}$ (resp. $R_{\mathfrak{d}}$), since both $R_{\mathfrak{s}}$ and $R_{\mathfrak{d}}$ are symmetric. Thus, w.l.o.g. we can assume that both $R_{-\mathfrak{s}}$ and $R_{-\mathfrak{d}}$ are symmetric. We do not require that the relation $R_{-\mathfrak{t}}$ is symmetric or anti-symmetric. Moreover, we do not presuppose that the forbidden relations are pairwise disjoint. However, for each $x, y \in V$ we always assume that $(x, y), (y, x) \notin R_{-\mathfrak{s}} \cap R_{-\mathfrak{d}} \cap R_{-\mathfrak{t}}$ as otherwise, we cannot assign any of the two pairs (x, y) and (y, x) to any of the relations $R_{\mathfrak{s}}, R_{\mathfrak{d}}$ and $R_{\mathfrak{t}}$ and would, therefore, not obtain a full set $R_{\mathfrak{s}}^*, R_{\mathfrak{d}}^*, R_{\mathfrak{t}}^*$ of extended relations.

Definition 2. *Let $\{R_{-\mathfrak{s}}, R_{-\mathfrak{d}}, R_{-\mathfrak{t}}\}$ be the partial set of forbidden relations. We say that the full set $\{R_{\mathfrak{s}}, R_{\mathfrak{d}}, R_{\mathfrak{t}}\}$ is satisfiable w.r.t. $\{R_{-\mathfrak{s}}, R_{-\mathfrak{d}}, R_{-\mathfrak{t}}\}$ if $\{R_{\mathfrak{s}}, R_{\mathfrak{d}}, R_{\mathfrak{t}}\}$ is satisfiable and*

$$R_{\mathfrak{s}} \cap R_{-\mathfrak{s}} = R_{\mathfrak{d}} \cap R_{-\mathfrak{d}} = R_{\mathfrak{t}} \cap R_{-\mathfrak{t}} = \emptyset.$$

A partial set $\{R_{\mathfrak{s}}, R_{\mathfrak{d}}, R_{\mathfrak{t}}\}$ is satisfiable w.r.t. the forbidden relations $\{R_{-\mathfrak{s}}, R_{-\mathfrak{d}}, R_{-\mathfrak{t}}\}$ if it is possible to extend $\{R_{\mathfrak{s}}, R_{\mathfrak{d}}, R_{\mathfrak{t}}\}$ to a full set $\{R_{\mathfrak{s}}^, R_{\mathfrak{d}}^*, R_{\mathfrak{t}}^*\}$ that is satisfiable w.r.t. $\{R_{-\mathfrak{s}}, R_{-\mathfrak{d}}, R_{-\mathfrak{t}}\}$.*

3.2 Satisfiability and Di-Cographs

To understand the principle behind a satisfiable set $\{R_{\mathfrak{s}}, R_{\mathfrak{d}}, R_{\mathfrak{t}}\}$ we give here the notion of directed cographs (di-cographs) [14, 18]. Di-cographs are a generalization of the better-known undirected cographs. *Cographs* are undirected graphs that do not contain induced P_4 ’s (paths one four vertices) [10, 13]. *Di-cographs* are di-graphs that do not contain one of the di-graphs in Figure 2 as an induced subgraph [14, 18]. There is an equivalent recursive definition of di-cographs: The single vertex graph K_1 is a di-cograph, and if G and H are di-cographs, then $G \cup H$, $G \oplus H$, and $G \odot H$ are di-cographs [13, 23].

Each Di-cograph $G = (V, E)$ is associated with a unique ordered least-resolved tree $T = (W, F)$ (called *cotree*) with leaf set $L = V$ and a labeling function $t : W \setminus L \rightarrow \{0, 1, \overrightarrow{1}\}$ defined by

$$t(\text{lca}(x, y)) = \begin{cases} 0 \text{ (or } \mathfrak{d}), & \text{if } (x, y), (y, x) \notin E \\ 1 \text{ (or } \mathfrak{s}), & \text{if } (x, y), (y, x) \in E \\ \overrightarrow{1} \text{ (or } \mathfrak{t}), & \text{else.} \end{cases}$$

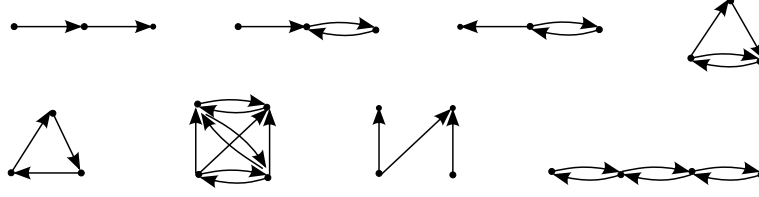


Figure 2: A di-graph is a di-cograph if and only if it does not contain one the shown di-graphs as an induced subgraph (taken from [14]).

Since the vertices in the cotree T are ordered, the label $\vec{1}$ on some $\text{lca}(x, y)$ of two distinct leaves $x, y \in L$ means that there is an arc $(x, y) \in E$, while $(y, x) \notin E$, whenever x is placed to the left of y in T .

Some important properties of di-cographs that we need for later reference are given now.

Lemma 3.1 ([13, 23, 35]). *For any di-cograph $G = (V, E)$, there is a binary cotree that represents the structure of G . Moreover, G is a di-cograph if and only if each induced subgraph of G is a di-cograph.*

Determining whether a digraph is a di-cograph, and if so, computing the corresponding cotree can be done in $O(|V| + |E|)$ time.

It is easy to see that a full set $\{R_s, R_d, R_t\}$ has a cotree representation if and only if $R_{s,t}$ is a di-cograph, which has already been observed in [25]. In what follows, we show that $\{R_s, R_d, R_t\}$ is satisfiable if and only if $R_{s,t}$ is a di-cograph.

Theorem 3.2. *The full set $\{R_s, R_d, R_t\}$ is satisfiable if and only if $R_{s,t}$ is a di-cograph.*

Proof. See Appendix. □

Using Lemma 3.1 and Theorem 3.2, we obtain the following property of a satisfiable set.

Lemma 3.2. *A partial set $\{R_s, R_d, R_t\}$ on L is satisfiable w.r.t. the set of forbidden relations $\{R_{-s}, R_{-d}, R_{-t}\}$ on L if and only if for any partition $\{C_1, \dots, C_k\}$, $k \geq 1$ of L the induced subgraphs $R_{s,d,t}[C_i]$, $1 \leq i \leq k$ are satisfiable w.r.t. $\{R_{-s}, R_{-d}, R_{-t}\}$.*

Proof. Assume that $\{R_s, R_d, R_t\}$ is satisfiable w.r.t. $F = \{R_{-s}, R_{-d}, R_{-t}\}$. Hence, there exists a full set $\{R_s^*, R_d^*, R_t^*\}$ that is satisfiable w.r.t. F . Let $\{C_1, \dots, C_k\}$, $k \geq 1$ be a partition of L . Theorem 3.2 implies that $R_{s,t}^*$ is a di-cograph. Since $\{R_s^*, R_d^*, R_t^*\}$ does not contains pairs in F , the di-cograph $R_{s,t}^*$ as well as the graph R_d^* does not contain edges in F . By Lemma 3.1, $R_{s,t}^*[C_i]$ is a di-cograph (without (non)edges in F) as well. Again, Theorem 3.2 implies that the full set $R_{s,d,t}^*[C_i]$ restricted to the vertices in C_i is satisfiable w.r.t. F . Hence, there is a satisfiable extension $R_{s,d,t}^*[C_i]$ of the partial set $R_{s,d,t}[C_i]$ that does not contain pairs in F . Hence, $R_{s,d,t}[C_i]$ is satisfiable w.r.t. F .

Now assume that for any partition $\{C_1, \dots, C_k\}$, $k \geq 1$ of L the induced subgraphs $R_{s,d,t}[C_i]$, $1 \leq i \leq k$ are satisfiable w.r.t. $F = \{R_{-s}, R_{-d}, R_{-t}\}$. Thus, for the trivial partition $\{L\}$ of L , we have $R_{s,d,t}[L] = R_{s,d,t}$ is satisfiable w.r.t. F , which completes the proof. □

Lemma 3.2 characterizes satisfiable partial sets $\{R_s, R_d, R_t\}$ in terms of a partition $\{C_1, \dots, C_k\}$ of L and the induced subgraphs $R_{s,d,t}[C_i]$. In case $R_{s,d,t}[C_i]$ is satisfiable, we simply say that C_i is *satisfiable*. Note that the set of all (strongly) connected components of a di-graph $G = (L, E)$ partitions L .

Theorem 3.3. *Let $\{R_s, R_d, R_t\}$ be a partial set on L and set $R_{-t}^* := \{(x, y) \mid (y, x) \in R_{-t}\}$. Then, $\{R_s, R_d, R_t\}$ is satisfiable w.r.t. the forbidden relations $F := \{R_{-s}, R_{-d}, R_{-t}\}$ on L if and only if $R_s \cap R_{-s} = R_d \cap R_{-d} = R_t \cap R_{-t} = \emptyset$ and at least one of the following statements hold*

Rule (0): $|L| = 1$.

Rule (1): (a) $R_{s,t,-d}$ is disconnected and (b) each of its connected components are satisfiable w.r.t. F .

Rule (2): (a) $R_{d,t,-s}$ is disconnected and (b) each of its connected components are satisfiable w.r.t. F .

Rule (3): (a) $R_{s,\emptyset,t,\neg t}$ contains more than one strongly connected component, and (b) each of its strongly connected components C_1, \dots, C_k is satisfiable w.r.t. F . In this case, the quotient graph $R_{s,\emptyset,t,\neg t} / \{C_1, \dots, C_k\}$ is a DAG.

Proof. See Appendix. \square

Theorem 3.3 gives a characterization of satisfiable sets $\{R_s, R_\emptyset, R_t\}$ w.r.t. $\{R_{\neg s}, R_{\neg \emptyset}, R_{\neg t}\}$. However, in order to design a polynomial-time algorithm, we have to decide which rule can be applied at which step. Note, several rules might be fulfilled at the same time, that is, $R_{s,t,\neg \emptyset}$ and $R_{\emptyset,t,\neg s}$ can be disconnected and $R_{s,\emptyset,t,\neg t}$ can contain more than one strongly connected component at the same time. Using Lemma 3.2, however, we see that it does not matter which applicable rule is chosen to obtain a full set $\{R_s^*, R_\emptyset^*, R_t^*\}$ that is satisfiable w.r.t. $\{R_{\neg s}, R_{\neg \emptyset}, R_{\neg t}\}$.

Corollary 3.1. *Let $\{R_s, R_\emptyset, R_t\}$ and $\{R_{\neg s}, R_{\neg \emptyset}, R_{\neg t}\}$ be a partial and forbidden set, respectively, and assume that Rule (i.a) and (j.a) with $i, j \in \{1, 2, 3\}$ (as given in Thm. 3.3) are satisfied.*

Then, $\{R_s, R_\emptyset, R_t\}$ is satisfiable if and only if Rule (i.b) and Rule (j.b) are fulfilled.

In the absence of forbidden relations, Theorem 3.3 immediately implies

Corollary 3.2. *The partial set $\{R_s, R_\emptyset, R_t\}$ for a leaf set L is satisfiable if and only if at least one of the following statements hold*

Rule (0): $|L| = 1$

Rule (1): $R_{s,t}$ is disconnected and each of its connected components are satisfiable.

Rule (2): $R_{\emptyset,t}$ is disconnected and each of its connected components are satisfiable.

Rule (3): $R_{s,\emptyset,t}$ contains more than one strongly connected component and each of its strongly connected components is satisfiable.

3.3 Algorithm

Theorem 3.3 and Corollary 3.1 immediately gives rise to the recursive algorithm shown in Algorithm 1 in the case that $R_s \cap R_{\neg s} = R_\emptyset \cap R_{\neg \emptyset} = R_t \cap R_{\neg t} = \emptyset$. Clearly, a pre-process step to Algorithm 1 can be inserted to checking if this condition is true in $O(|L|^2)$ time by going through each possible pair in the relations.

Theorem 3.4. *Let $\{R_s, R_\emptyset, R_t\}$ be a partial set on L , $\{R_{\neg s}, R_{\neg \emptyset}, R_{\neg t}\}$ be a set of forbidden relations, $R_s \cap R_{\neg s} = R_\emptyset \cap R_{\neg \emptyset} = R_t \cap R_{\neg t} = \emptyset$, $n = |L|$ and $m = |E(R_{s,\emptyset,t,\neg s,\neg \emptyset,\neg t})|$. Then Algorithm 1 runs in $O(n^2 + mn)$ time and either:*

(i) *outputs a gene tree on L that explains $\{R_s, R_\emptyset, R_t\}$ w.r.t. $\{R_{\neg s}, R_{\neg \emptyset}, R_{\neg t}\}$; or*

(ii) *outputs the statement “ $\{R_s, R_\emptyset, R_t\}$ is not satisfiable w.r.t. $\{R_{\neg s}, R_{\neg \emptyset}, R_{\neg t}\}$ ”.*

Proof. See Appendix. \square

Algorithm 1 is implemented in C++ using the Boost Graph Library v1.64.0 [3]. Based on Theorem 3.3, Algorithm 1 constructs a tree $(T; t)$ on L that explains $\{R_s, R_\emptyset, R_t\}$, if $\{R_s, R_\emptyset, R_t\}$ is satisfiable w.r.t. $\{R_{\neg s}, R_{\neg \emptyset}, R_{\neg t}\}$. Corollary 3.1 implies that the order of the applied rules doesn't matter. Hence, Algorithm 1 can easily be adjusted to use different orderings of the rules, by interchanging the respective IF-conditions (Line 3 and 7)

The extended full set $\{R_s^*, R_\emptyset^*, R_t^*\}$ that is explained by $(T; t)$ is not constructed, so-far. Nevertheless, we can look-up for the label $t(\text{lca}(x, y))$ for each of the at most $O(|L|^2)$ unknown gene pairs (x, y) . According to the event-labels, we can easily place (x, y) into one of R_s , R_\emptyset , or R_t . Notice that the lowest common ancestor can be accessed in constant time, after an $O(|V(T)|)$ -time pre-processing step on $(T; t)$ (see [41] for further details). Therefore, the extended full set can be constructed in $O(|L|^2)$ time.

Algorithm 1 Recognition of Satisfiable Sets and Gene Tree Reconstruction

Require: Partial sets $\{R_s, R_d, R_t\}$ on L and $\{R_{\neg s}, R_{\neg d}, R_{\neg t}\}$ with $R_s \cap R_{\neg s} = R_d \cap R_{\neg d} = R_t \cap R_{\neg t} = \emptyset$.

Ensure: A gene tree $(T; t)$ satisfying $\{R_s, R_d, R_t\}$ w.r.t. $\{R_{\neg s}, R_{\neg d}, R_{\neg t}\}$, if one exists.

```

1: function BUILDTree( $L$ )
2:   if  $|L| = 1$  then return the tree  $((L, \emptyset); \emptyset)$ 
3:   if  $R_{s,t,\neg d}[L]$  (resp.  $R_{d,t,\neg s}[L]$ ) is disconnected with  $C$  as its set of connected components then  $\triangleright$  Rule (1) resp., Rule (2)
4:      $F \leftarrow \{\text{BuildTree}(C_i) \mid \forall C_i \in C\}$ 
5:      $(T; t) \leftarrow$  join the forest  $F$  by a root labeled “d” (resp. “s”), and label each edge incident to this root as “0”
6:     return  $(T; t)$ 
7:   else if there are more than two strongly connected components of  $R_{s,d,t,\neg t}[L]$  then  $\triangleright$  Rule (3)
8:     Let  $C_1, \dots, C_k$  be topologically ordered w.r.t. the DAG  $R_{s,d,t,\neg t}[L]/\{C_1, \dots, C_k\}$ 
9:      $(T_1; t_1) \leftarrow \text{BuildTree}(C_1)$ 
10:     $(T_2; t_2) \leftarrow \text{BuildTree}(C_2 \cup \dots \cup C_k)$ 
11:     $(T; t) \leftarrow$  join  $T_1$  and  $T_2$  by a root  $\rho$  labeled “t”, and label  $(\rho, \rho(T_1))$  and  $(\rho, \rho(T_2))$  with “0” and “1”, respectively
12:    return  $(T; t)$ 
13:   Output:  $\{R_s, R_d, R_t\}$  is not satisfiable w.r.t.  $\{R_{\neg s}, R_{\neg d}, R_{\neg t}\}$ .
```

4 Experimental Results

In what follows, we investigate the accuracy of recovered homology relations compared to known full sets that are obtained from simulated gene histories. To this end, we used the DendroPy uniform_pure_birth_tree model [42] to simulate 1000 binary gene trees for each of the three different leaf sizes $|L| \in \{25, 50, 100\}$. In addition, we randomly labeled the inner vertices of all trees as “s”, “d” or “t” with different probabilities to obtain 1000 event-labeled gene trees for each leaf size and for each of the following $s/d/t$ -distributions: 80/10/10, 45/10/45, 45/45/10, $\frac{100}{3}/\frac{100}{3}/\frac{100}{3}$; where the first, second and third entry gives the expected percentage of speciation, duplication and HGT events in the gene tree, respectively. Each gene tree $(T; t)$ represents then a full set $\{R_s^*, R_d^*, R_t^*\}$, which is easily derived from $(T; t)$. For each of the full sets $\{R_s^*, R_d^*, R_t^*\}$ each gene pair of $R_s^* \cup R_d^* \cup R_t^*$ has a fixed probability $p \in \{0.1, 0.2, \dots, 1\}$ to be removed. Hence, for each $p \in \{0.1, 0.2, \dots, 1\}$ we obtained 12000 partial sets $R_s \cup R_d \cup R_t$. Note that if (x, y) is removed from either R_s^* or R_d^* , then also the remaining pair (y, x) was removed. We wish to emphasize that the average percentage (over the 1000 gene trees) of gene pairs being in the relation R_s (resp. R_d, R_t) converges to the percentage of events “s” (resp. “d”, “t”) in the gene trees for a given $s/d/t$ -distribution.

An instance $\mathcal{I}(s/d/t; p; |L|)$ is the set of all 1000 partial sets for a fixed $s/d/t$ -distribution, a fixed probability p of unknowns and a fixed leaf size $|L| \in \{25, 50, 100\}$. We have now applied Algorithm 1 on each partial set in each instance to recover a full set $\{R'_s, R'_d, R'_t\}$. As said before, the order of the rules (cf. Thm. 3.3) does theoretically not matter (cf. Cor. 3.1). As we shall see later, even in practice the order of the rules has no significant influence on the results. The relative difference between one full set $\{R_s^*, R_d^*, R_t^*\}$ on L and the respective recovered full set $\{R'_s, R'_d, R'_t\}$ is simply given by

$$\frac{|R_s^* \Delta R'_s| + |R_d^* \Delta R'_d| + 2|R_t^* \cap R'_t| + 2|(R_t^* \setminus R'_t) \Delta R'_t|}{|L|^2 - |L|},$$

where $R'_t \setminus := \{(y, x) \mid (x, y) \in R'_t\}$ and Δ denotes the symmetric set difference (see Appendix for further details).

Relative difference depending on distinct $s/d/t$ -distribution and leaf sizes $|L|$. In Figure 3, a summary of the results showing the relative difference of the original and recovered full sets for each instance is given. Here, we have fixed the order of applied rules in Algorithm 1 as follows: first Rule (2), then Rule (1), then Rule (3). In other words, when possible the trees for the satisfiable (strongly) connected components are first joined by a common root labeled “s”, if this does not apply, then with common root labeled “d”, and “t” otherwise. The dashed line in the plots of Figure 3 shows the expected relative difference when each unknown gene pair is assigned randomly to one of the homology relations (without the requirement to obtain a satisfiable full set).

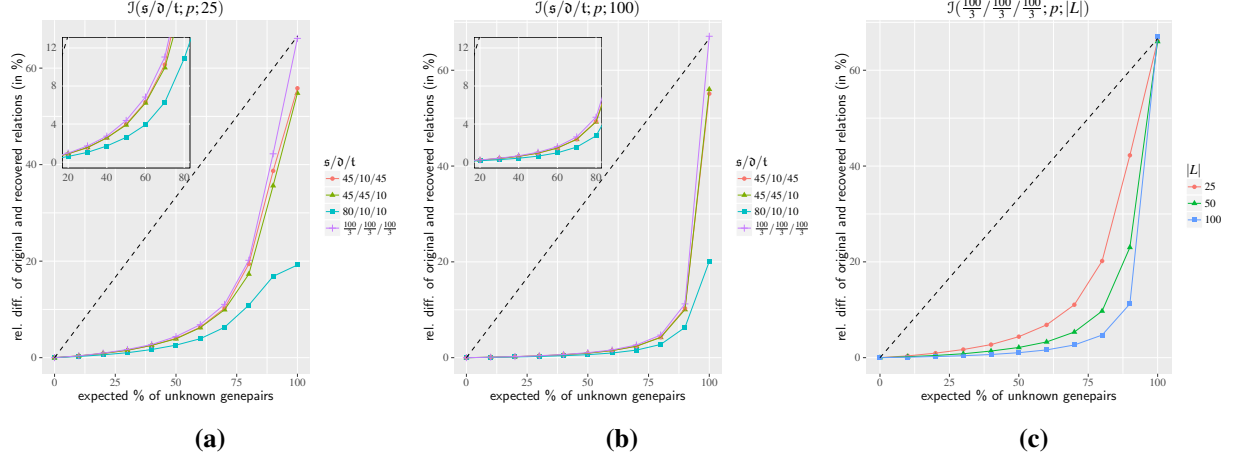


Figure 3: Relative difference between original and recovered homology relations depending on $s/d/t$ -distributions and gene family sizes $|L|$.

The plots in Figure 3a and 3b show the relative differences for the instances $J(s/d/t; p; 25)$ and $J(s/d/t; p; 100)$, respectively. As expected, the relative differences increase with the number of unknown gene pairs. Interestingly, even if there are 80% of expected unknowns, it is possible to recover on average 79.8% - 89.1% and 95.3% - 97.3% of the original relations for the instances $J(s/d/t; p; 25)$ and $J(s/d/t; p; 100)$, respectively. Thus, it seems that for a huge amount of unknown gene pairs there is hardly a degree of freedom to which relation it can belong to. Even if nothing of the original relations is known, the relative difference in all instances is less than 67.1% and tends to converge to *100 minus the percentage of speciation events*. Note, our rules are chosen so that speciations are set first in the gene trees when possible. Thus, it can be expected that most of the orthologs are recovered correctly. In addition, observe that the relative differences for the $J(80/10/10; p; |L|)$ instance with $|L| \in \{25, 100\}$ are noticeably lower in comparison with the other instances that have at most 45% of expected speciation events in the underlying gene trees.

The plots in Figure 3a and 3b also suggest that the accuracy of recovered homology relations increases with an increasing number of genes. To evaluate this in more detail, we had a closer look at the instance $J(\frac{100}{3}/\frac{100}{3}/\frac{100}{3}; p; |L|)$ with $|L| \in \{25, 50, 100\}$, see Figure 3c. Here, each event occurs with even probability and serves, therefore, as a worst-case scenario for Algorithm 1 in which we have still fixed the rule orders as above. It can be observed that the relative differences of the original and recovered relations decreases with an increasing number of genes. To explain this, observe that the number of constraints given by the full set of homology relations on some leaf set L is $O(|L|^2)$. Conversely, the number of inner vertices in a tree is $O(|L|)$. Hence, on average the number of constraints given on the labeling of an internal vertex in the gene tree is $O(|L|^2)/O(|L|) = O(|L|)$. Note, Algorithm 1 constructs event-labeled gene trees and hence, if there are more leaves, then there are also more constraints for the rules (labeling of the inner vertices) that are allowed to be applied. Hence, with an increasing number of genes more homology relationships between unknown gene pairs are already determined. Again, even if there are 80% of expected unknowns, it is possible to averagely recover 79.8% - 95.3% of the original relations.

Relative difference depending on distinct $s/d/t$ -distribution and rule orders. Figure 4 summarizes the results showing the relative difference between the original and recovered relations for the $J(s/d/t; p; 50)$ instances depending on different applied rule orders in Algorithm 1. The rule orders are shown in the legend of Figure 4, that is $X/Y/Z$ with $X, Y, Z \in \{S \hat{=}$ Rule(2), $D \hat{=}$ Rule(1), $T \hat{=}$ Rule(3) $\}$ indicates that first rule X , then rule Y and, if both are not applicable, then rule Z is used. *RAND* means that each of the allowed rules are chosen with equal probability.

One can observe that up to a level of 90% of unknown gene pairs, the order of the rules does not affect the relative difference of the original and recovered homology relations. This comes as a surprise.

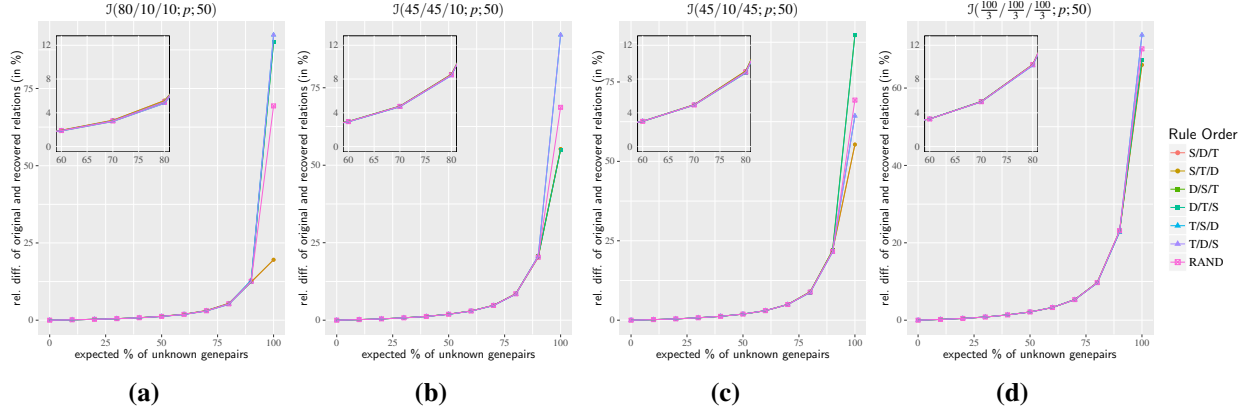


Figure 4: Relative difference between the original and recovered homology relations depending on $s/d/t$ -distributions and different applies rule orders for the instances $J(s/d/t; p; 50)$.

However, it seems that most of the homology relationships between unknown gene pairs are already determined by the remaining known ones. That is, in most of the steps of Algorithm 1 the rule that is allowed to be applied might be unique and thus, there is not much degree of freedom for choosing a particular rule. Moreover, assume we have leaf sets $L'' \subsetneq L' \subseteq L$. Thus, there are more gene pairs in the partial relations on L' than on the partial relations on L'' . Hence, in general there are more constraints to the applicable rules provided by partial relations on L' than on L'' . Hence, the degree of freedom for applicable rules might in general be less whenever we are in our construction of the gene tree with Algorithm 1 closer to the root. In that case, it might be more likely to have a unique applicable rule. Conversely, non-uniqueness of applicable rules is more likely to appear, when we are closer to the leaves but then the impact on the accuracy is much smaller.

Consider now the $J(80/10/10; 100; 50)$ instance. Here, the rule order $S/D/T$ gives the best results while the rule orders $T/D/S$ and $D/T/S$ perform worst (see Fig. 4a). Since no gene pair is assigned to any relation at the beginning, rule S can be applied in each step. On the other hand, for the rule orders $T/D/S$ and $D/T/S$, we can apply in each step rule T and D , respectively. Therefore, order $S/D/T$ yields only speciation events and thus more orthologs than the application of the other rules. Thus, all orthologs are correctly recovered. Moreover, rule order $D/T/S$ performs slightly better than $T/D/S$. To explain this, observe first that rule T can be applied also if $R_{s,d,t,\leftarrow t}[L]$ is disconnected. In this case, however, there is a degree of freedom of whether $(x, y) \in R_t$ or $(y, x) \in R_t$. The relative difference for the $J(80/10/10; 100; 50)$ instance with $RAND$ order lies in between the worst (Rule $D/T/S$ and $T/D/S$) and best relative difference (Rule $S/T/D$ and $S/D/T$) that have values 90.02% and 19.56%, respectively. This is expected, since if there are 100% of unknowns and Rule $D/T/S$ (resp. $T/D/S$) is chosen, all vertices are pairwise paralogs (resp. xenologs) after application of Algorithm 1. Recall, the percentage of gene pairs being in the relation R_d (resp. R_t) converges to the average number of events d (resp. t) in the underlying gene trees. Since we had only 10% of expected duplication (resp. HGT) events in the gene trees, only 10% of the gene pairs can be expected to be correct when applying Rule $D/T/S$ (resp. $T/D/S$). Analogously, the best relative difference 19.56% refers to the Rules $S/T/D$ and $S/D/T$. For 100% unknowns, all genes are orthologs after application of Algorithm 1 and thus around 80% of gene pairs (that is, 100% of the pairs in the original relation R_s) are correctly recovered.

The plots in Figure 4b-4d are similar to the plot shown in Figure 4a and can be explained by analogous arguments.

Relative difference depending on distinct $s/d/t$ -distribution, rule orders and forbidden gene pairs. Finally, we have chosen the four $J(s/d/t; 70; 50)$ instances and investigated the influence of forbidden pairs on the relative differences of the original and recovered homology relations, see Figure 5. To this end, we have chosen each unknown gene pair x and y of each partial set with probability

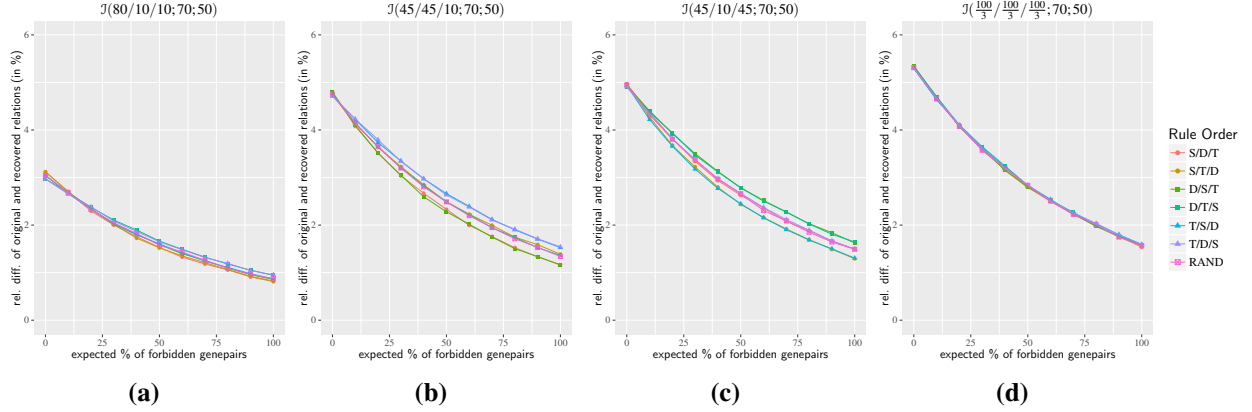


Figure 5: Relative difference between original and recovered homology relations depending on $s/d/t$ -distribution, rule orders and forbidden gene pairs for the instances $J(s/d/t; 70; 50)$.

$p' \in \{0.1, 0.2, \dots, 1\}$, checked in which relationship x and y have been in the original homology relation and then added $(x, y), (y, x)$ to one of the other two relations with equal probability. In this way, we obtain sets $\{R_{-s}, R_{-d}, R_{-t}\}$ of forbidden relations for each $J(s/d/t; 70; 50)$. We now applied Algorithm 1 to each of the instances by taking all possible rule orders (as in Fig. 4 and explained above) into account.

In all four plots Figure 5a-5d, with an increasing number of forbidden gene pairs the relative difference decreases. Clearly, the more gene pairs are forbidden the more of such gene pairs are not allowed to be assigned to one of the relations. Therefore, the degree of freedom to which relation the unknown pair can be assigned, is decreased. For all instances, the relative difference for expected 100% of forbidden gene pairs is always less than 1.65%. Although there are 70% unknowns, the assignment of the unknown pairs as forbidden pairs strongly increases the accuracy of the recovered relations which varies between 98,3% and 99,2% for all cases with 100% expected forbidden gene pairs. For 50% of expected forbidden gene pairs, the accuracy varies between 97,1% and 98,5%.

The plots also show that the influence of the rule orders varies most (but still very slightly) for the $J(45/45/10; 70; 50)$ and $J(45/10/45; 70; 50)$ instances (Fig. 5b and 5c), while the order of the rules is negligible for the $J(80/10/10; 70; 50)$ and $J(\frac{100}{3}/\frac{100}{3}/\frac{100}{3}; 70; 50)$ instances (Fig. 5a and 5d). Observe that instance $J(45/45/10; 70; 50)$ (resp. $J(45/10/45; 70; 50)$) is expected to have 90% of orthologous and paralogous (resp. orthologous and xenologous) gene pairs. Hence, it is no surprise that the rule orders $S/D/T$ and $D/S/T$ (resp. $S/T/D$ and $T/S/D$) perform best for $J(45/45/10; 70; 50)$ (resp. $J(45/10/45; 70; 50)$), while the rules starting with “T” (resp. “D”) perform worse for $J(45/45/10; 70; 50)$ (resp. $J(45/10/45; 70; 50)$). The negligible influence of the rule orders for all instances in Figure 5 imply that for each of the instances there are already many constraints given by the remaining 30% known pairs and the additional forbidden pairs such that only one rule in Algorithm 1 at each step is allowed to be applied and thus, the rule order can be ignored.

5 Summary

In this contribution, we characterized satisfiable (partial) homology relations with and without forbidden gene pairs in terms of di-cographs. Moreover, we provided an $O(n^2 + mn)$ -time algorithm to recognize satisfiable (partial) homology relations and to build event-labeled gene trees that can explain these relations, if one exists.

We evaluated the algorithm on a large set of partial homology relations. As it turned out, it is possible to recover a huge amount of the original homology relations, even if many elements have been removed from these relations. In other words, a small amount of information on homology relationships between the genes is necessary to reconstruct most of the original relations.

Appendix

Proof of Theorem 3.2

Proof. Assume that the full set $\{R_s, R_d, R_t\}$ is satisfiable. Hence, there is a gene tree $(T; t)$ for $\{R_s, R_d, R_t\}$. We now create a cotree, that is we order the vertices in T , that reflects the structure of $G = R_{s,t}$. This eventually implies that G is a di-cograph. Note, $(T; t)$ is a binary tree. Let $x, y \in L(T)$ be two leaves of T . There are three exclusive cases for the labeling of $v = \text{lca}_T(x, y)$:

- (i)+(ii) If $t(v) = s$ (resp. d), then we can choose an arbitrary ordering of the children of v in T . Thus, $(x, y), (y, x) \in E(G)$ (resp. $\notin E(G)$) if and only if $t(v) = s$ (resp. d).
- (iii) If $t(v) = t$, then v has two children $a \succeq_T x$ and $b \succeq_T y$. W.l.o.g. assume that (v, a) is the non-transfer edge and (v, b) is the transfer edge. Thus, $(x, y) \in R_t$. To obtain the cotree just remove the edge labels, and place a left of b in T , which implies that x is placed left of y in T . Note, $(x, y) \in R_t$ implies that $(x, y) \in E(G)$ and $(x, y) \notin E(G)$. Thus, $(x, y) \in E(G)$ and $(x, y) \notin E(G)$ if and only if $t(v) = t$ and x is placed left of y in T .

Hence, the ordered tree $(T; t)$ without edge-labels yields a cotree that encodes G . Therefore, G is a di-cograph.

Conversely, assume that $G = R_{s,t}$ is a di-cograph. Lemma 3.1 implies that there is a binary cotree T with vertex labels t that reflects the structure of G . To obtain a gene tree $(T; t')$ we first set $t'(v) = t(v)$ for all $v \in V(T)$. It is easy to verify that $(x, y), (y, x) \in R_s$ (resp. R_d) if and only if $t(v) = s$ (resp. d). In addition, we need to extend t' to a map that additionally assigns to each edge $e = (x, y)$ in T the label 1 or 0 indicating whether e is a transfer edge or not. Thus, for all edges $e = (v, w) \in E(T)$ with $t(v) \in \{s, d\}$ we set $t'(e) = 0$, since transfer edges must have a origin in a HGT-event. Now assume that $t(v) = t$ for some $v \in V(T)$. Let a, b be the two children of v and assume that a is placed left of b . Let x, y be any two leaves of T such that $a \succeq_T x$ and $b \succeq_T y$. Hence, $(x, y) \in R_t$ and $(y, x) \notin R_t$. By ignoring the ordering but by setting $t((v, a)) = 0$ and $t((v, b)) = 1$, we obtain a gene tree such that still $(x, y) \in R_t$ and $(y, x) \notin R_t$. Thus (T, t') is a valid gene tree for $\{R_s, R_d, R_t\}$ and hence, $\{R_s, R_d, R_t\}$ is satisfiable. \square

Proof of Theorem 3.3

Proof. “ \Leftarrow .” Clearly if Rule (0) is fulfilled $R_{s,d,t} = \emptyset$, and thus satisfiable w.r.t. $\{R_{-s}, R_{-d}, R_{-t}\}$. Hence, we assume that $|L| \geq 2$.

Assume that Rule (1) is fulfilled. Since each connected component C_1, \dots, C_k of $R_{s,t,-d}$ is satisfiable w.r.t. $\{R_{-s}, R_{-d}, R_{-t}\}$, each C_i can be represented by an event-labeled gene tree $(T_i; t_i)$. The latter in particular extends already the relations R_s, R_d and R_t to R_s^*, R_d^* and R_t^* such that $R_s^* \cap R_{-s} = R_d^* \cap R_{-d} = R_t^* \cap R_{-t} = \emptyset$ by assigning pairs of $(x, y) \in U$ with $x, y \in C_i$, $1 \leq i \leq k$ to the respective relations. Now, we assign each remaining pair $(x, y) \in U$ with $x \in C_i$ and $y \in C_j$, $i \neq j$ to R_d^* and obtain R_d^* . Note that for any added edge it holds that $(x, y) \notin R_{-d}$, since otherwise C_i and C_j would be connected in $R_{s,t,-d}$. The tree representation of R_s^*, R_d^*, R_t^* is the event-labeled gene tree (T, t) obtained by joining the roots ρ_i of each T_i under a common vertex ρ labeled “ d ”, keeping all edges and vertex labels of the T_i and label all edges (ρ, x) in T with “0”. Thus, R_s^*, R_d^*, R_t^* are satisfiable, $R_s^* \cap R_{-s} = R_d^* \cap R_{-d} = R_t^* \cap R_{-t} = \emptyset$ and therefore, $\{R_s, R_d, R_t\}$ is satisfiable w.r.t. $\{R_{-s}, R_{-d}, R_{-t}\}$.

The same arguments can be applied for Rule (2) and the tree obtained by joining the roots ρ_i of each (T_i, t_i) under a common vertex labeled “ s ” yields then the gene tree for R_s^*, R_d^*, R_t^* . Again $\{R_s, R_d, R_t\}$ is satisfiable w.r.t. $\{R_{-s}, R_{-d}, R_{-t}\}$.

Now consider Rule (3). Since each strongly connected components C_1, \dots, C_k is satisfiable, Thm. 3.2 and Lemma 3.2 imply that each $R_{s,d,t}[C_i]$ can be extended to $R_s^*[C_i]$, $R_d^*[C_i]$ and $R_t^*[C_i]$ such that $R_s^* \cup R_t^*[C_i]$ is a di-cograph and $R_s^* \cap R_{-s} = R_d^* \cap R_{-d} = R_t^* \cap R_{-t} = \emptyset$. Hence, each of the extended C_i ’s induce a di-cograph and has, by Lemma 3.1, an (ordered) binary cotree (T_i, t_i) representation. Let $R_s^* = \bigcup_{i=1}^k R_s^*[C_i]$, $R_d^* = \bigcup_{i=1}^k R_d^*[C_i]$ and $R_t^* = \bigcup_{i=1}^k R_t^*[C_i]$. In what follows, we do not further extend R_s^* and R_d^* but show that $R_{s,t}^*$ is di-cograph after the full extension of R_t^* to R_t^* such that additionally $R_t^* \cap R_{-t} = \emptyset$. Thm. 3.2 would then imply that that $R_{s,d,t}^*$ is satisfiable.

To this end, we show that R_t^* can be extended to R_t^* so that the resulting di-graph $R_{s,t}^*$ is the join $\langle C_{\pi(1)} \rangle \odot \dots \odot \langle C_{\pi(k)} \rangle$ under some permutation π of the elements $1, \dots, k$ and $R_t^* \cap R_{-t} = \emptyset$. To be more

precise, we show that one can extend R'_t to R_t^* such that for each $x \in C_{\pi(i)}$ and $y \in C_{\pi(j)}$ we have $(x, y) \in R_t^*$ if and only if $\pi(i) < \pi(j)$. In that case, the tree $(T; t)$ created by joining the roots ρ_i of each cotree (T_i, t_i) under a common vertex labeled “t” and ordering the trees from left to right according to π gives a cotree representation of $R_{s,t}^*$. Hence, $R_{s,t}^*$ must be a di-cograph.

Let C_1, \dots, C_k be the $k \geq 2$ strongly connected components of $R_1 = R_{s,d,t,\leftarrow t}$. Denote by $R_2 = R_1 \setminus R_d$. Consider the quotient graphs $R_1/\{C_1, \dots, C_k\}$ and $R_2/\{C_1, \dots, C_k\}$. Since, R_d is symmetric, we have $(x, y) \in R_d$ if and only if $(y, x) \in R_d$. Thus, any two vertices x, y with $(x, y) \in R_d$ are entirely contained within one of the strongly connected components C_1, \dots, C_k . The latter implies that $R_1/\{C_1, \dots, C_k\} = R_2/\{C_1, \dots, C_k\}$. By construction, $R_2/\{C_1, \dots, C_k\}$ is a DAG and thus, there is a topological order, π , on its vertices. W.l.o.g. assume that $\pi = \text{id}$ and thus, that the ordering is already given as C_1, \dots, C_k . Now, we can apply Lemma 2.1 and add edges to $R_2/\{C_1, \dots, C_k\}$ such that $R_2/\{C_1, \dots, C_k\} = C_1 \odot C_2 \odot \dots \odot C_k$. In order to extend R'_t to R_t^* , we simply add the missing pairs (x, y) to R_t^* for all $x \in C_i$ and $y \in C_j$, $i < j$ and we obtain the di-graph $R_{s,t}^* = R_{s,t}^*[C_1] \odot \dots \odot R_{s,t}^*[C_k]$. As argued above, the ordered tree $(T; t)$ created by joining the roots ρ_i of each cotree (T_i, t_i) yields a cotree for $R_{s,t}^*$. Hence, $R_{s,t}^*$ is a di-cograph.

It remains to show that $R_t^* \cap R_{-t} = \emptyset$. To see this, assume for contradiction that $R_t^* \cap R_{-t} \neq \emptyset$. As argued above, $R_s^* \cap R_{-s} = R_d^* \cap R_{-d} = R'_t \cap R_{-t} = \emptyset$. Hence, $(R_t^* \setminus R'_t) \cap R_{-t} \neq \emptyset$. Therefore, there are vertices $x \in C_i$ and $y \in C_j$, $i < j$ such that $(x, y) \in R_t^* \cap R_{-t}$. Recap, C_i and C_j are *distinct* strongly connected components of $R_1 = R_{s,d,t,\leftarrow t}$. However, since $(x, y) \in R_{-t}$ we have $(y, x) \in R_{-t}$; a contradiction, since now x and y must be in the same strongly connected component of R_1 .

To summarize, $R_{s,t}^*$ is a di-cograph and $R_s^* \cap R_{-s} = R_d^* \cap R_{-d} = R_t^* \cap R_{-t} = \emptyset$. Thm. 3.2 implies that $\{R_s^*, R_d^*, R_t^*\}$ is satisfiable w.r.t. $\{R_{-s}, R_{-d}, R_{-t}\}$ and by definition, $\{R_s, R_d, R_t\}$ is satisfiable w.r.t. $\{R_{-s}, R_{-d}, R_{-t}\}$.

“ \Rightarrow ” Assume that $\{R_s, R_d, R_t\}$ is satisfiable w.r.t. $\{R_{-s}, R_{-d}, R_{-t}\}$ and thus, $R_s \cap R_{-s} = R_d \cap R_{-d} = R_t \cap R_{-t} = \emptyset$. Trivially, Rule (0) is satisfied in the case that $|L| = 1$. Hence, let $|L| \geq 2$. By assumption, R_s, R_d, R_t can be extended to obtain the full satisfiable set $\{R_s^*, R_d^*, R_t^*\}$ such that $R_s^* \cap R_{-s} = R_d^* \cap R_{-d} = R_t^* \cap R_{-t} = \emptyset$. Hence, there is an event-labeled binary gene $(T; t)$ representing $\{R_s^*, R_d^*, R_t^*\}$. Consider the root ρ of T with children v_1, v_2 and the particular leaf sets $L(v_1)$ and $L(v_2)$.

Assume that ρ is labeled “d”. Hence, any vertex in $x \in L(v_1)$ is paralogous to any vertex in $y \in L(v_2)$. Since additionally $R_d^* \cap R_{-d} = \emptyset$, the di-graph $R_{s,t,\rightarrow d}^*$ is disconnected. Since $R_{s,t,\rightarrow d}$ is a subgraph of $R_{s,t,\rightarrow d}^*$, the graph $R_{s,t,\rightarrow d}$ is disconnected as well. By Lemma 3.2 it follows that each disconnected component must be satisfiable w.r.t. $\{R_{-s}, R_{-d}, R_{-t}\}$. Thus, Rule (1) is satisfied.

If ρ is labeled “s”, then we can apply the analogous arguments on the disconnected di-graphs $R_{d,t,\rightarrow s}^*$ and $R_{d,t,\rightarrow s}$ to show that Rule (2) is satisfied.

Now assume that ρ is labeled “t”, and assume that the edge (ρ, v_1) is the non-transfer edge and the edge (ρ, v_2) is the transfer edge. Hence, $R_{s,d,t}^* = R_{s,d,t}^*[L(v_1)] \odot R_{s,d,t}^*[L(v_2)]$ is a subgraph of $R_{s,d,t}^* \cup R_{-t}$. We continue to show that each strongly connected component C_1, \dots, C_k of $R_{s,d,t,\leftarrow t}$ is entirely contained in either $L(v_1)$ or $L(v_2)$. Assume for contradiction that there are vertices $x, y \in C_i$ such that $x \in L(v_1)$ and $y \in L(v_2)$. Since C_i induces a strongly connected component there must be a path from x to y and from y to x in $R_{s,d,t,\leftarrow t}$. Since $R_{s,d,t}$ is a subgraph of $R_{s,d,t,\leftarrow t}$, the path from y to x can’t appear in $R_{s,d,t}$ as otherwise this path would also occur $R_{s,d,t}^*$; a contradiction to $R_{s,d,t}^*[L(v_1)] \odot R_{s,d,t}^*[L(v_2)]$. Thus, there must be a pair (y', x') in R_{-t} with $x' \in L(v_1)$ and $y' \in L(v_2)$. However, this implies that $(x', y') \in R_{-t}$ and hence, $(x', y') \notin R_t$; a contradiction to $R_{s,d,t}^*[L(v_1)] \odot R_{s,d,t}^*[L(v_2)]$. Hence, each $C_i \subseteq L(v_j)$ for some $1 \leq j \leq 2$. In other words, $L(v_1), L(v_2)$ provides a partition of the set $\{C_1, \dots, C_k\}$ and therefore, $k \geq 2$. Hence $R_{s,d,t,\leftarrow t}$ has more than one strongly connected component, and by Lemma 3.2 each strongly connected component must be satisfiable w.r.t. $\{R_{-s}, R_{-d}, R_{-t}\}$. It follows that Rule (3) is satisfied. \square

Proof of Theorem 3.4

Proof. The correctness of Algorithm 1 follows from Theorem 3.3 and Corollary 3.1. To be more precise, Algorithm 1 checks whether Rule (0), (1a), (2a) or (3a) as in Theorem 3.3, is applicable by examining if their corresponding di-graphs $R_{s,t,\rightarrow d}$, $R_{d,t,\rightarrow s}$ or $R_{s,d,t,\leftarrow t}$ have more than one (strongly) connected.

If Rule (0) is applicable, then $(T; t) = (L, \emptyset; \emptyset)$ is the valid gene tree, and thus, is returned. Analogously, if Rule (1a) or (2a) is satisfied (Line (3)), then Algorithm 1 is called recursively on each of its

connected components to check if Rule (1b) or (2b) is satisfied, respectively. If so the resulting trees are joined as described in the proof of Theorem 3.3. If Rule (3a) is satisfied, then $R_{s,d,t,\neg t}[L]/\{C_1, \dots, C_k\}$ is a DAG and its vertices C_1, \dots, C_k can be topologically ordered. W.l.o.g. assume that the order is already given by C_1, \dots, C_k . Note that if both Line (9) and (10) return valid trees, then all strongly connected components are satisfiable, due to Cor. 3.1, and hence Rule (3b) must be satisfied. The two trees are then joined by a common root labeled “t” based on the topological order as described in the proof of Theorem 3.3.

Note, Cor. 3.1 implies that the order of the applied rules doesn’t matter. Moreover Algorithm correctly outputs “ $\{R_s, R_d, R_t\}$ is not satisfiable w.r.t. $\{R_{\neg s}, R_{\neg d}, R_{\neg t}\}$ ”, which is the case when in any of the recursive calls no tree is returned.

For the runtime, observe that the initial di-graphs $R_{s,t,\neg d}$, $R_{d,t,\neg s}$, $R_{s,d,t,\neg t}$ can be constructed in $O(n+m)$ time. Moreover, constructing the subgraph of a di-graph as well as the connected or strongly connected components, or a topological order of a graph can be done in $O(n+m)$. Finally, each recursive call corresponds exactly to one vertex in the constructed gene tree. Since the number of vertices in a tree is bound by the number of leaves it follows that Algorithm 1 is called at most $O(n)$ times. In summary, the algorithm has a run-time of $O(n^2 + mn)$. \square

The relative difference of original and recovered full sets

The relative difference between one full set $\{R_s^*, R_d^*, R_t^*\}$ on L and the respective recovered full set $\{R'_s, R'_d, R'_t\}$ is given by

$$\frac{|R_s^* \Delta R'_s| + |R_d^* \Delta R'_d| + 2|R_t^* \cap R'_t| + 2|(R_t^* \setminus R'_t) \Delta R'_t|}{|L|^2 - |L|},$$

where Δ denotes the symmetric set difference. Here, the term $|L|^2 - |L|$ gives the number of all possible elements in a symmetric and irreflexive relation on L . Thus, the terms $|R_s^* \Delta R'_s|/(|L|^2 - |L|)$ and $|R_d^* \Delta R'_d|/(|L|^2 - |L|)$ gives the relative difference for the symmetric relations R_s^*, R'_s and R_d^*, R'_d , respectively. For the term $f = 2|R_t^* \cap R'_t|/(|L|^2 - |L|)$, recall that R_t^* and R'_t are anti-symmetric relations and observe that $(x, y) \in R_t^*, (y, x) \in R'_t$ and implies that $(x, y) \in R_t^* \cap R'_t$. The term $\frac{1}{2}(|L|^2 - |L|)$ gives the number of all possible elements in an anti-symmetric irreflexive relation on L . Hence, to count the relative differences of these sets we have to add the term f . Furthermore, $(R_t^* \setminus R'_t) \Delta R'_t$ contains all pairs $(x, y) \in R_t^*$ for which there is no pair on x and y contained in R'_t , or *vice versa*. By similar arguments as before we have to add the term $2|(R_t^* \setminus R'_t) \Delta R'_t|/(|L|^2 - |L|)$. Finally, the sum over the differences (of each element in an instance $\mathcal{J}(s/d/t; p; |L|)$ divided by 1000 gives the *relative difference* of the original and recovered relations for each particular instance.

A few further results

Lemma. *If $\{R_s, R_d, R_t\}$ is satisfiable, then R_t is a DAG.*

Proof. Since $\{R_s, R_d, R_t\}$ is satisfiable, $R_{s,t}$ is a di-cograph. Hence there is a cotree T that explains $R_{s,t}$. Assume for contradiction that R_t contains induced cycles. Any such cycle cannot be of the form $(x, y), (y, x)$, since either x is placed left of y in T , or *vice versa*. However, $\text{lca}(x, y)$ is uniquely labeled. That is, if x is placed left of y in T then either $(x, y) \in R_t$ and $(y, x) \notin R_t$ (whenever $\text{lca}(x, y)$ is labeled “t”) or $(x, y), (y, x) \notin R_t$ (whenever $\text{lca}(x, y)$ is labeled “s” or “d”). Hence, R_t does not contain bi-directed edges.

If R_t contains induced cycles on three vertices we obtain as induced subgraph the forbidden di-graph F_2 in R_t . If R_t contains induced cycles on more than three vertices we obtain as an induced subgraph the forbidden di-graph F_3 in R_t . Note, R_t is a subgraph of $R_{s,t}$. Hence, if F_2 is an induced subgraph in R_t , then it is an induced subgraph in $R_{s,t}$. If F_3 is an induced subgraph in R_t , then either F_3 or F_4 is an induced subgraph in $R_{s,t}$. This implies that $R_{s,t}$ is not a di-cograph; a contradiction to Theorem 3.2. \square

Theorem 3.3 and 3.2 and Cor. 3.2 imply the following characterization of di-cographs.

Corollary. G is a di-cograph if and only if either

- (0) $|V(G)| = 1$
- (1) G is disconnected and each of its connected components are di-cographs.
- (2) \overline{G} is disconnected and each of its connected components are di-cographs.
- (3) G and \overline{G} are connected, but G contains more than one strongly connected component, each of them is a di-cographs.

References

- [1] <https://github.com/Nojgaard/Partial-Homology>.
- [2] <https://math-inf.uni-greifswald.de/institut/ueber-uns/mitarbeitende/hellmuth/software/PartialHomology/>.
- [3] *The Boost Graph Library: User Guide and Reference Manual*. Addison-Wesley Longman Publishing Co., Inc., Boston, MA, USA, 2002.
- [4] A. M. Altenhoff and C. Dessimoz. Phylogenetic and functional assessment of orthologs inference projects and methods. *PLoS Comput Biol.*, 5:e1000262, 2009.
- [5] A. M. Altenhoff, M. Gil, G. H. Gonnet, and C. Dessimoz. Inferring hierarchical orthologous groups from orthologous gene pairs. *PLoS ONE*, 8(1):e53786, 2013.
- [6] A. M. Altenhoff, R. A. Studer, M. Robinson-Rechavi, and C. Dessimoz. Resolving the ortholog conjecture: Orthologs tend to be weakly, but significantly, more similar in function than paralogs. *PLOS Computational Biology*, 8(5):1–10, 05 2012.
- [7] A. M. Altenhoff, N. Škunca, N. Glover, C.-M. Train, A. Sueki, I. Piližota, K. Gori, B. Tomiczek, S. Müller, H. Redestig, G. H. Gonnet, and C. Dessimoz. The OMA orthology database in 2015: function predictions, better plant support, synteny view and other improvements. *Nucleic Acids Res*, 43(D1):D240–D249, 2015.
- [8] A. Altenhoff, B. Boeckmann, S. Capella-Gutierrez, D. Dalquen, T. DeLuca, K. Forslund, J. Huerta-Cepas, B. Linard, C. Pereira, L. Pryszcz, F. Schreiber, A. da Silva, D. Szklarczyk, C. Train, P. Bork, O. Lecompte, C. von Mering, I. Xenarios, K. Sjölander, L. Jensen, M. Martin, M. Muffato, T. Gabaldón, S. Lewis, P. Thomas, E. Sonnhammer, and C. Dessimoz. Standardized benchmarking in the quest for orthologs. *Nature Methods*, 13:425–430, 2016.
- [9] S. Böcker and A. W. M. Dress. Recovering symbolically dated, rooted trees from symbolic ultrametrics. *Adv. Math.*, 138:105–125, 1998.
- [10] A. Brandstädt, V. B. Le, and J. P. Spinrad. *Graph Classes: A Survey*. Society for Industrial and Applied Mathematics, Philadelphia, PA, USA, 1999.
- [11] F. Chen, A. J. Mackey, C. J. Stoeckert, and D. S. Roos. OrthoMCL-db: querying a comprehensive multi-species collection of ortholog groups. *Nucleic Acids Res*, 34(S1):D363–D368, 2006.
- [12] G. D. P. Clarke, R. G. Beiko, M. A. Ragan, and R. L. Charlebois. Inferring genome trees by using a filter to eliminate phylogenetically discordant sequences and a distance matrix based on mean normalized BLASTP scores. *Journal of Bacteriology*, 184(8):2072–2080, 2002.
- [13] D. G. Corneil, H. Lerchs, and L. Steward Burlingham. Complement reducible graphs. *Discr. Appl. Math.*, 3:163–174, 1981.
- [14] C. Crespelle and C. Paul. Fully dynamic recognition algorithm and certificate for directed cographs. *Discr. Appl. Math.*, 154:1722–1741, 2006.

- [15] F. Delsuc, H. Brinkmann, and H. Philippe. Phylogenomics and the reconstruction of the tree of life. *Nature Reviews Genetics*, 6(5):361–375, 2005.
- [16] C. Dessimoz, D. Margadant, and G. H. Gonnet. DLIGHT – lateral gene transfer detection using pairwise evolutionary distances in a statistical framework. In *Proceedings RECOMB 2008*, pages 315–330, Berlin, Heidelberg, 2008. Springer.
- [17] R. Dondi, N. El-Mabrouk, and M. Lafond. Correction of weighted orthology and paralogy relations-complexity and algorithmic results. In *International Workshop on Algorithms in Bioinformatics*, pages 121–136. Springer, 2016.
- [18] J. Engelfriet, T. Harju, A. Proskurowski, and G. Rozenberg. Characterization and complexity of uniformly nonprimitive labeled 2-structures. *Theor. Comp. Sci.*, 154:247–282, 1996.
- [19] W. M. Fitch. Homology: a personal view on some of the problems. *Trends Genet.*, 16:227–231, 2000.
- [20] T. Gabaldón and E. Koonin. Functional and evolutionary implications of gene orthology. *Nat. Rev. Genet.*, 14(5):360–366, 2013.
- [21] M. Goodman, J. Czelusniak, G. W. Moore, A. E. Romero-Herrera, and G. Matsuda. Fitting the gene lineage into its species lineage, a parsimony strategy illustrated by cladograms constructed from globin sequences. *Systematic Biology*, 28(2):132–163, 1979.
- [22] G. S. Gray and W. M. Fitch. Evolution of antibiotic resistance genes: the DNA sequence of a kanamycin resistance gene from *Staphylococcus aureus*. *Mol Biol Evol*, 1:57–66, 1983.
- [23] F. Gurski. Dynamic programming algorithms on directed cographs. *Statistics, Optimization & Information Computing*, 5(1):35–44, 2017.
- [24] M. Hellmuth, M. Hernandez-Rosales, K. T. Huber, V. Moulton, P. F. Stadler, and N. Wieseke. Orthology relations, symbolic ultrametrics, and cographs. *J. Math. Biology*, 66(1-2):399–420, 2013.
- [25] M. Hellmuth, P. F. Stadler, and N. Wieseke. The mathematics of xenology: Di-cographs, symbolic ultrametrics, 2-structures and tree- representable systems of binary relations. *Journal of Mathematical Biology*, 75(1):199237, 2017.
- [26] M. Hellmuth and N. Wieseke. From sequence data including orthologs, paralogs, and xenologs to gene and species trees. In P. Pontarotti, editor, *Evolutionary Biology: Convergent Evolution, Evolution of Complex Traits, Concepts and Methods*, pages 373–392, Cham, 2016. Springer.
- [27] M. Hellmuth. A local prime factor decomposition algorithm. *Discrete Mathematics*, 311(12):944 – 965, 2011.
- [28] M. Hellmuth. Biologically feasible gene trees, reconciliation maps and informative triples. *Algorithms for Molecular Biology*, 12(1):23, 2017.
- [29] M. Hellmuth, N. Wieseke, M. Lechner, H.-P. Lenhof, M. Middendorf, and P. F. Stadler. Phylogenomics with paralogs. *Proceedings of the National Academy of Sciences*, 112(7):2058–2063, 2015.
- [30] M. Hernandez-Rosales, M. Hellmuth, N. Wieseke, K. T. Huber, V. Moulton, and P. F. Stadler. From event-labeled gene trees to species trees. *BMC Bioinformatics*, 13(Suppl 19):S6, 2012.
- [31] M. Lafond and N. El-Mabrouk. Orthology and paralogy constraints: satisfiability and consistency. *BMC Genomics*, 15(6):S12, 2014.

- [32] J. G. Lawrence and D. L. Hartl. Inference of horizontal genetic transfer from molecular data: an approach using the bootstrap. *Genetics*, 131(3):753–760, 1992.
- [33] M. Lechner, S. Findeiß, L. Steiner, M. Marz, P. F. Stadler, and S. J. Prohaska. Proteinortho: detection of (co-)orthologs in large-scale analysis. *BMC Bioinformatics*, 12:124, 2011.
- [34] M. Lechner, M. Hernandez-Rosales, D. Doerr, N. Wiesecke, A. Thevenin, J. Stoye, R. K. Hartmann, S. J. Prohaska, and P. F. Stadler. Orthology detection combining clustering and synteny for very large datasets. *PLoS ONE*, 9(8):e105015, 08 2014.
- [35] R. M. McConnell and F. De Montgolfier. Linear-time modular decomposition of directed graphs. *Discrete Applied Mathematics*, 145(2):198–209, 2005.
- [36] N. Nojgaard, M. Geiß, D. Merkle, P. F. Stadler, N. Wiesecke, and M. Hellmuth. Forbidden Time Travel: Characterization of Time-Consistent Tree Reconciliation Maps. In R. Schwartz and K. Reinert, editors, *17th International Workshop on Algorithms in Bioinformatics (WABI 2017)*, volume 88 of *Leibniz International Proceedings in Informatics (LIPIcs)*, pages 17:1–17:12, Dagstuhl, Germany, 2017. Schloss Dagstuhl–Leibniz-Zentrum fuer Informatik.
- [37] G. Östlund, T. Schmitt, K. Forslund, T. Köstler, D. N. Messina, S. Roopra, O. Frings, and E. L. Sonnhammer. InParanoid 7: new algorithms and tools for eukaryotic orthology analysis. *Nucleic acids research*, 38(suppl 1):D196–D203, 2010.
- [38] M. Pellegrini, E. M. Marcotte, M. J. Thompson, D. Eisenberg, and T. O. Yeates. Assigning protein functions by comparative genome analysis: Protein phylogenetic profiles. *Proc. Natl. Acad. Sci. U.S.A.*, 96(8):4285–4288, 1999.
- [39] M. Ravenhall, N. Škunca, F. Lassalle, and C. Dessimoz. Inferring horizontal gene transfer. *PLoS Comput Biol*, 11(5):e1004095, 2015.
- [40] A. Roth, G. Gonnet, and C. Dessimoz. Algorithm of OMA for large-scale orthology inference. *BMC Bioinformatics*, 9:518, 2008.
- [41] B. Schieber and U. Vishkin. On finding lowest common ancestors: Simplification and parallelization. *SIAM Journal on Computing*, 17(6):1253–1262, 1988.
- [42] J. Sukumaran and M. T. Holder. Dendropy: a python library for phylogenetic computing. *Bioinformatics*, 26(12):1569–1571, 2010.
- [43] R. L. Tatusov, M. Y. Galperin, D. A. Natale, and E. V. Koonin. The COG database: a tool for genome-scale analysis of protein functions and evolution. *Nucleic Acids Research*, 28(1):33–36, 2000.
- [44] R. L. Tatusov, E. V. Koonin, and D. J. Lipman. A genomic perspective on protein families. *Science*, 278(5338):631–637, 1997.
- [45] K. Trachana, T. A. Larsson, S. Powell, W.-H. Chen, T. Doerks, J. Muller, and P. Bork. Orthology prediction methods: A quality assessment using curated protein families. *BioEssays*, 33(10):769–780, 2011.
- [46] D. L. Wheeler, T. Barrett, D. A. Benson, S. H. Bryant, K. Canese, V. Chetvernin, D. M. Church, M. Dicuccio, R. Edgar, S. Federhen, M. Feolo, L. Y. Geer, W. Helmberg, Y. Kapustin, O. Khovayko, D. Landsman, D. J. Lipman, T. L. Madden, D. R. Maglott, V. Miller, J. Ostell, K. D. Pruitt, G. D. Schuler, M. Shumway, E. Sequeira, S. T. Sherry, K. Sirotkin, A. Souvorov, G. Starchenko, R. L. Tatusov, T. A. Tatusova, L. Wagner, and E. Yaschenko. Database resources of the national center for biotechnology information. *Nucleic Acids Res.*, 36:D13–D21, 2008.