

THE COMBINED ULTRAVIOLET, OPTICAL, AND NEAR-INFRARED LIGHT CURVES OF THE KILONOVA
ASSOCIATED WITH THE BINARY NEUTRON STAR MERGER GW170817: UNIFIED DATA SET, ANALYTIC
MODELS, AND PHYSICAL IMPLICATIONS

V. A. VILLAR,¹ J. GUILLOCHON,¹ E. BERGER,¹ B. D. METZGER,² P. S. COWPERTHWAITTE,¹ M. NICHOLL,¹ K. D. ALEXANDER,¹
P. K. BLANCHARD,¹ R. CHORNOCK,³ T. EFTEKHARI,¹ W. FONG,^{4,*} R. MARGUTTI,⁵ AND P. K. G. WILLIAMS¹

¹*Harvard-Smithsonian Center for Astrophysics, 60 Garden Street, Cambridge, Massachusetts 02138, USA*

²*Department of Physics and Columbia Astrophysics Laboratory, Columbia University, New York, NY 10027, USA*

³*Astrophysical Institute, Department of Physics and Astronomy, 251B Clipping Lab, Ohio University, Athens, OH 45701, USA*

⁴*Center for Interdisciplinary Exploration and Research in Astrophysics (CIERA) and Department of Physics and Astronomy, Northwestern University, Evanston, IL 60208*

⁵*CIERA and Department of Physics and Astronomy, Northwestern University, Evanston, IL 60208*

ABSTRACT

We present the first effort to aggregate, homogenize, and uniformly model the combined ultraviolet, optical, and near-infrared dataset for the electromagnetic counterpart of the binary neutron star merger GW170817. By assembling all of the available data from 18 different papers and 46 different instruments, we are able to identify and mitigate systematic offsets between individual datasets, and to identify clear outlying measurements, with the resulting pruned and adjusted dataset offering an opportunity to expand the study of the kilonova. The unified dataset includes 647 individual flux measurements, spanning 0.45 to 29.4 days post-merger, and thus has greater constraining power for physical models than any single dataset. We test a number of semi-analytical models and find that the data are well modeled with a three-component kilonova model: a “blue” lanthanide-poor component ($\kappa = 0.5 \text{ cm}^2 \text{ g}^{-1}$) with $M_{\text{ej}} \approx 0.020 M_{\odot}$ and $v_{\text{ej}} \approx 0.27c$; an intermediate opacity “purple” component ($\kappa = 3 \text{ cm}^2 \text{ g}^{-1}$) with $M_{\text{ej}} \approx 0.047 M_{\odot}$ and $v_{\text{ej}} \approx 0.15c$; and a “red” lanthanide-rich component ($\kappa = 10 \text{ cm}^2 \text{ g}^{-1}$) with $M_{\text{ej}} \approx 0.011 M_{\odot}$ and $v_{\text{ej}} \approx 0.14c$. We further explore the possibility of ejecta asymmetry and its impact on the estimated parameters. From the inferred parameters we draw conclusions about the physical mechanisms responsible for the various ejecta components, the properties of the neutron stars, and, combined with an up-to-date merger rate, the implications for *r*-process enrichment via this channel. To facilitate future studies of this keystone event we make the unified dataset and our modeling code public.

Keywords: stars: neutron – gravitational waves – catalogs

* Hubble Fellow

1. INTRODUCTION

The joint detection of gravitational waves and electromagnetic radiation from the binary neutron star merger GW170817 marks the beginning of a new era in observational astrophysics. The merger was detected and localized by the Advanced LIGO and Virgo detectors to a sky region of about 30 deg^2 at a distance of $\approx 24\text{--}48 \text{ Mpc}$, with inferred component masses of $\approx 1.36\text{--}1.60$ and $\approx 1.17\text{--}1.36 M_{\odot}$ (90% confidence ranges for the prior of low neutron star spins; Abbott et al. 2017a). A spatially coincident short-duration gamma-ray burst (SGRB) was detected with a delay of 1.7 seconds relative to the merger time (Abbott et al. 2017; Goldstein et al. 2017; Savchenko et al. 2017). About 11 hours post-merger several groups (Abbott et al. 2017; Coulter et al. 2017; Soares-Santos et al. 2017; Valenti et al. 2017) independently detected an optical counterpart coincident with the quiescent galaxy NGC 4993 at a distance of 39.5 Mpc (Freedman et al. 2001).

Subsequently, multiple ground- and space-based observatories followed up the optical counterpart in the UV, optical, and NIR (hereafter, UVOIR), extending to about 30 days post-merger when the location of the source near the Sun prevented further observations. These observations were published in multiple papers that appeared when the detection was publicly announced on October 16, 2017 (Andreoni et al. 2017; Arcavi et al. 2017; Coulter et al. 2017; Cowperthwaite et al. 2017; Díaz et al. 2017; Drout et al. 2017; Evans et al. 2017; Hu et al. 2017; Kasliwal et al. 2017; Lipunov et al. 2017; Pian et al. 2017; Pozanenko et al. 2017; Shappee et al. 2017; Smartt et al. 2017; Tanvir et al. 2017; Troja et al. 2017; Utsumi et al. 2017; Valenti et al. 2017). The various papers generally conclude that the UVOIR emission is due at least in part to a kilonova, a quasi-thermal transient powered by the radioactive decay of newly-synthesized r -process nuclei and isotopes (Li & Paczyński 1998; Metzger et al. 2010; Roberts et al. 2011; Metzger & Berger 2012; Barnes & Kasen 2013; Tanaka & Hotokezaka 2013). In particular, there is general agreement that the observed light curves require at least two distinct components: a “blue” component that dominates the emission in the first few days, followed by a transition to a “red” component. This multi-component behavior is also seen in optical and NIR spectroscopic observations of the transient (Chornock et al. 2017; Nicholl et al. 2017; Pian et al. 2017; Shappee et al. 2017; Smartt et al. 2017). The blue emission is interpreted to be due to ejecta dominated by Fe-group and light r -process nuclei (atomic mass number $A \lesssim 140$), while the red emission is likely due to ejecta rich in lanthanides and heavy r -process material ($A \gtrsim 140$).

In Cowperthwaite et al. (2017), we modeled photometric data from the Dark Energy Camera (DECam), *Swift*/UVOT, Gemini, and the *Hubble Space Telescope* (*HST*) using the flexible light curve modeling code MOSFiT (Guillochon

et al. 2017a). The analysis demonstrated that the UVOIR data cannot be explained by the radioactive decay of ^{56}Ni , nor with the associated opacity from Fe-peak elements alone. The data could be well matched by a kilonova model using r -process heating but required at least two distinct components (red and blue) with different opacities, masses, and velocities. A model with a third component (with a higher lanthanide fraction) fit the data equally well (Cowperthwaite et al. 2017). A similar conclusion was reached by several other groups modeling independent sets of observations (e.g., Tanaka et al. 2017a; Kilpatrick et al. 2017a). However, given our limited dataset, we were unable to break degeneracies between the two- and three-component models.

Following the publication of multiple datasets, we undertake here the first effort to aggregate, homogenize, and model all of the available UVOIR measurements. In total, the UVOIR dataset includes 714 individual measurements from 46 different instruments. After collecting the data, we identify measurements that are clearly discrepant from the majority of similar observations, and where possible correct for systematic deviations in order to include as many photometric points as possible. The final unified dataset includes 647 measurements. With this extensive dataset we revisit the models first explored in Cowperthwaite et al. (2017) with a number of refinements to the physical setup; the model setup is available via the Open Kilonova Catalog¹ (OKC).

The layout of the paper is as follows: In Section 2 we discuss the various datasets and describe our approach to standardize the data. In Section 3 we present our model, including additional parameters designed to capture possible asymmetries in the ejecta geometry. We present the results of the model fits in Section 4 and explore their implications in Section 5.

2. ULTRAVIOLET, OPTICAL, AND NEAR-INFRARED DATA

Following the public announcement of the discovery and observations of GW170817, we aggregated the UVOIR photometry available in the literature, which we provide in this paper and in the OKC. The data span from 0.45 days to 29.4 days post-merger, and were collected with 46 instruments in 37 unique filters. This extensive dataset represents a departure from most transient light curves, with over twenty observations taken each night on average with fairly complete color coverage during the duration of the event. For each published set of observations, we summarize the instruments and filters used, the details of the photometry methods, and any relevant notes in Table 1. All photometry is reported as AB magnitudes with no correction for Milky Way extinction.

¹ <https://kilonova.space/> (Guillochon et al. 2017b).

Table 1. Data Summary

Reference	Bands	Instruments	Telescopes	Photometry	Comments
Andreoni et al.	g,r,i,C	SkyMapper, 2k2k CCD, 1k2k CCD, NAOS-CONICA, VISIR	SkyMapper, Zadko, VIRT, VLT	image subtraction	Additional data to be published by authors.
Arcavi et al.	V, g, r, i, z, w	Sinistro	LCO 1m/CTIO, SAAO, Siding Spring	image subtraction	Possible template contamination in V -, g -, r -, and i -band; w -band calibrated using r -band SDSS reference stars
Coulter et al.	B, V, g, r, i	E2V 4k4k CCD	Swope	PSF-fitting	
Cowperthwaite et al.	u, g, r, i, z, Y	DECam	Blanco/CTIO,	image subtraction	
Cowperthwaite et al.	$F336W, F475W, F625W, F775W, F850LP, F110W, F160W, H, K_s$	WFC3/UVIS, ACS/WFC, WFC3/IR, Flamingos-2	<i>HST</i> , Gemini-South	PSF-fitting	
Díaz et al.	g, r, i	T80Cam	T80S/CTIO	PSF-fitting	
Drout et al.	$B, g, r, i, z, J1, J, H, K_s$	IMACS, LDSS-3, FourStar, RetroCam	Magellan, du Pont	PSF-fitting	Used rotated image of galaxy as template
Drout et al.	U, V, g, I, J, H, K_s	EFOSC2, SOFI, LRIS	NTT, Keck-I	PSF-fitting	
Evans et al.	$UVW2, UVM2, U, B, V$	UVOT	Swift	host count rate subtraction	
Hu et al.	i	10k10k CCD	AST3-2	image subtraction	Possible template contamination in i -band
Valenti et al.	r	Alta U47+	PROMPT5	image subtraction	Pre-existing template
Kasliwal et al.	$F225W, F336W, B, g, V, r, R, i, I, z, u, J, H, K_s$	Flamingos-2, GMOS, WIRC, SIRIUS, ANDICAM, NICFPS, VISIR, WFC3/UVIS	Gemini, Palomar, IRSF, CTIO 1.3m, APO 3.5m, VLT, HST	PSF-fitting, aperture photometry	Subtraction of median-filtered image to remove galaxy
Lipunov et al.	B, V, R, W	MASTER	OAFA, SAAO	image subtraction	Pre-existing template
Pian et al.	B, V, g, r, R, i, I, z	FORS2, ROS2, X-shooter, OmegaCam	VLT, VST, REM	PSF-fitting	
Pozanenko et al.	LUM	4k4k CCD	RC-1000	image subtraction	LUM-band calibrated using r -band reference stars
Shappee et al.	B, V, R, I, g, r, i, z	IMACS, LDSS-3	Magellan	synthetic photometry	Generated synthetic photometry from spectra
Smartt et al.	g, r, i, z, y, J, H, K	GFC, EFOSC2	Pan-STARRS, NTT, 1.5B	image subtraction	Pre-existing template
Smartt et al.	U, g, r, i, z, J, H, K	GROND	MPI/ESO 2.2m	image subtraction	Possible template contamination in GROND K -band
Tanvir et al.	$F475W, r, F606W, i, F814W, z, Y, J, F110W, F160W, K_s$	VIMOS, WFC-UVIS, FORS, DK1.5, VISTA, NOTCam, WFC-IR, HAWK-I	HST, VLT, HST, DK1, VISTA, NOT	aperture photometry	Local background subtraction; F110W calibrated to J -band.
Troja et al.	$F275W, B, V, F475W, F606W, R, I, z, J, H, K_s, F110W, F160W$	WFC-IR, WFC-UVIS, GMOS	HST, KMTNet, Gemini	image subtraction	
Utsumi et al.	$V, R, g, r, i, z, J, H, K$	HSC, SIRIUS, MOA-II, MOACam, MOIRCS	B&C, IRSF, Tripol5, Subaru	PSF-fitting	MOACam R -band converted to standard R -band using empirical relationship

Thanks to the extensive observations from multiple telescopes there is significant redundancy of photometric measurements. This allows us to compare individual datasets to the bulk of the other observations and hence to homogenize and prune the dataset. With this approach we find that some corrections are required for three datasets: *gri*-band data from Arcavi et al. (2017), some K_s -band data from Smartt et al. 2017 and *i*-band data from Hu et al. 2017. All of these datasets utilized image subtraction to isolate the flux of the transient. However, we find that for the specific filters listed above the resulting light curves were typically dimmer, and faded more rapidly, than the rest of the data. We interpret this as being due to residual emission from the transient in the reference templates, since in each case the template was obtained after the discovery of the source (however it is also possible that the PSF photometry is contaminated by residual host flux). Using the dates of the template images (Arcavi, private communication, Smartt et al. 2017 and Hu et al. 2017), we estimate the kilonova brightness for each filter and add this residual flux to the reported photometry. Specifically, we use estimated template magnitudes of: 20.8 (*g*), 20.9 (*r*), 20.3 (*i*) and 20.0 (*z*) mag to the Arcavi et al. (2017) dataset; 19.4 (K_s , GROND data only) mag to the Smartt et al. (2017) dataset; and 19.9 (*i*) mag to the Hu et al. (2017) dataset. With these corrections the data are in good agreement with the photometry from other sources (to $\lesssim 0.2$ mag). With better template images, the residual systematic differences should diminish.

We additionally exclude two datasets from our model fitting: the *r*-band dataset from Pozanenko et al. (2017), which was obtained in the LUM filter but calibrated to *r*-band reference stars; and the *w*-band from Arcavi et al. (2017), which was similarly calibrated using *r*-band reference stars. Because the kilonova colors differ so drastically from the comparison stars (see e.g., Cowperthwaite et al. 2017), these calibrations are unreliable.

Due to the fact that the observations conducted by the *Swift* UV/Optical Telescope (UVOT) were publicly available, three papers presented independent analyses and photometry of these data (Cowperthwaite et al. 2017; Drout et al. 2017; Evans et al. 2017). However, in our homogenized dataset we only use the photometry presented by the *Swift* team (Evans et al. 2017) without alteration. Early photometry is largely consistent among the three papers to within ≈ 0.2 mag, although the reported observation times differ by several hours due to different choices of time binning.

Similarly, several teams independently analyzed some Gemini-South FLAMINGOS-2 data (Cowperthwaite et al. 2017; Kasliwal et al. 2017; Troja et al. 2017), some NTT EFOSC2 data (Drout et al. 2017; Smartt et al. 2017), and some *HST*/WFC3 data (Tanvir et al. 2017; Troja et al. 2017). All of the measurements are listed in Table 3 but marked as

repeated observations. The *HST*/WFC3/F110W data from Tanvir et al. (2017) are re-calibrated to ground-based *J*-band photometry, so we use the data for these epochs from Troja et al. (2017). For all other epochs with multiple analyses of the same data we take a weighted average of the reported photometry for use in the model fitting, excluding outliers (see below); we report the averaged values in Table 3.

Finally, we identify individual outlying data points through visual inspection and comparison. In total, we find fifteen such data points. Three of these are photometry of common data analyzed by multiple teams, so we simply exclude these points from our averaged photometry. We include the twelve other outliers in our modeling, but specifically identify these outliers in Table 3.

The combined dataset is listed in Table 3. This table includes the MJD date and phase of each observation; the instrument, telescope, and filter combination; our corrected magnitudes and uncertainties; the correction applied to the original magnitudes (where applicable); a reference to the original paper; and a note indicating if the data were excluded from modeling (“X”), were included in modeling (“*”), represent a repeated reduction of the same observations (“R”), are averaged values from repeated observations (“A”), or are marked as outliers (“O”). *We request that any use of the data in this table includes appropriate citation to the original papers, as well as to our compilation.*

To properly model this extensive and heterogeneous dataset we use the appropriate transmission curve (or close equivalent) for each filter, instrument, and telescope combination².

Photometric modeling of the host galaxy, NGC 4993, suggests that the host environment contributes minimal extinction (Blanchard et al. 2017)³. We therefore only include a correction for Milky Way extinction, with $E(B-V) = 0.105$ mag (Schlafly & Finkbeiner 2011).

3. KILONOVA MODEL

In this section we outline the analytical kilonova model first introduced in Metzger (2017) and implemented in MOSFIT by Villar et al. (2017). This model was also used in Cowperthwaite et al. (2017) to model our own set of observations.

Following decompression from high densities, seed nuclei within the neutron-rich ejecta from a BNS merger undergo rapid neutron capture (*r*-process) nucleosynthesis (Li & Paczyński 1998; Metzger et al. 2010), and it is the radioac-

² All transmission curves used in this work were obtained through the Spanish Virtual Observatory, <http://svo2.cab.inta-csic.es/svo/theory/fps3/> (Rodrigo et al. 2012), which aggregates official transmission curves for each instrument.

³ Levan et al. (2017) find evidence for more moderate extinction, $E(B-V) = 0.07$ mag, from spectroscopic observations near the explosion site.

tive decay of these freshly-synthesized nuclei that powers the kilonova (Metzger 2017). Unlike SNe, which are powered primarily by the radioactive decay of one species (^{56}Ni) and therefore undergo exponential decline in their bolometric light curves, kilonovae are powered by the decay of a wide range of r -process nuclei with different half-lives, leading to a power-law decay. At very early times (first few seconds), the energy generation rate is roughly constant as neutrons are consumed during the r -process, but subsequently the r -process freezes out and the energy generation rate approaches a power-law decay, $\propto t^{-\alpha}$ with $\alpha \approx 1.3$ (Metzger et al. 2010). The temporal evolution of the radioactive heating rate can be approximated by the parameterized form (Korobkin et al. 2012):

$$L_{\text{in}}(t) = 4 \times 10^{18} M_{\text{rp}} \times \left[0.5 - \pi^{-1} \arctan\left(\frac{t-t_0}{\sigma}\right) \right]^{1.3} \text{ erg s}^{-1}, \quad (1)$$

where M_{rp} is the mass of the r -process ejecta, and $t_0 = 1.3$ s and $\sigma = 0.11$ s are constants. Our chosen input luminosity described above neglects any contribution from fall-back accretion on the newly formed remnant. Hydrodynamical simulations suggest that disk winds prevent the fall-back material from reaching the remnant on timescales $\gtrsim 100$ ms (Fernández & Metzger 2013; Metzger 2017); however, some contribution to the bolometric light curve from fall-back accretion is possible on longer (days to weeks) timescales.

Although L_{in} provides the total power of radioactive decay (shared between energetic leptons, γ -rays, and neutrinos), only a fraction $\epsilon_{\text{th}} < 1$ of this energy thermalizes within the plasma and is available to power the kilonova (Metzger et al. 2010). The thermalization efficiency decreases as the ejecta become more dilute with time, in a manner that can be approximated analytically as (Barnes et al. 2016):

$$\epsilon_{\text{th}}(t) = 0.36 \left[e^{-at} + \frac{\ln(1+2bt^d)}{2bt^d} \right], \quad (2)$$

where a , b , and d are constants of order unity that depend on the ejecta velocity and mass. We use an interpolation of Table 1 of Barnes et al. (2016) for these values.

Assuming that the energy deposition is centrally located and the expansion is homologous, we can use the formalism originally outlined in Arnett (1982) to compute the observed bolometric luminosity (Chatzopoulos et al. 2012):

$$L_{\text{bol}}(t) = \exp\left(\frac{-t^2}{t_d^2}\right) \times \int_0^t L_{\text{in}}(t) \epsilon_{\text{th}}(t) \exp(t^2/t_d^2) \frac{t}{t_d} dt, \quad (3)$$

where $t_d \equiv \sqrt{2\kappa M_{\text{rp}}/\beta v c}$, κ is the grey opacity, and $\beta = 13.4$ is a dimensionless constant related to the ejecta mass geometric profile. We note that the assumption of a centrally concentrated power source is not necessarily true for kilonovae, as here we assume that the ejecta consists entirely of

radioactive r -process material. Relaxation of this assumption should be explored in future work.

We explore multi-component models in which each component has a different opacity corresponding to theoretical expectations for different ejecta compositions. The opacity is largely determined by the fraction of lanthanides in the ejecta, with lanthanide-poor ejecta having a typical opacity of $\kappa \approx 0.5 \text{ cm}^2 \text{ g}^{-1}$, and lanthanide-rich ejecta having a typical opacity of $\kappa \approx 10 \text{ cm}^2 \text{ g}^{-1}$ (Tanaka et al. 2017). A larger opacity results in a slower light curve evolution and a shift of the spectral energy distribution peak to redder wavelengths. We specifically explore a model with two components (“blue”, $\kappa = 0.5 \text{ cm}^2 \text{ g}^{-1}$ and “red”, κ left as a free parameter), and with three components (“blue”, $\kappa = 0.5 \text{ cm}^2 \text{ g}^{-1}$; “purple”, $\kappa = 3 \text{ cm}^2 \text{ g}^{-1}$ and “red”, $\kappa = 10 \text{ cm}^2 \text{ g}^{-1}$; Tanaka et al. 2017). The purple component corresponds to ejecta with a low, but non-negligible, lanthanide fraction. Each component of the multi-component model is evolved independently, accounting for the unique opacities and therefore diffusion timescales.

To model the multi-band light curves, we assume that each component has a blackbody photosphere with a radius that expands at a constant velocity ($v_{\text{phot}} \equiv v$, where v is the ejecta velocity). At every point in time, the temperature of each component is defined by its bolometric luminosity and radius, using the Stefan-Boltzmann law. However, when the ejecta cool to a critical temperature (T_c) the photosphere recedes into the ejecta and the temperature remains fixed. The full SED of the transient is given by the sum of the blackbodies representing each component. The blackbody approximation and temperature floor behavior have both been seen in more sophisticated simulations (Barnes & Kasen 2013); the temperature floor may relate to the first ionization temperature in lanthanide species. The analytic form of the blackbody behavior is:

$$T_{\text{phot}}(t) = \max \left[\left(\frac{L(t)}{4\pi\sigma_{\text{SB}}^2 v_{\text{ej}}^2 t^2} \right)^{1/4}, T_c \right], \quad (4)$$

and

$$R_{\text{phot}}(t) = \begin{cases} v_{\text{ej}} t & \left(\frac{L(t)}{4\pi\sigma_{\text{SB}}^2 v_{\text{ej}}^2 t^2} \right)^{1/4} > T_c \\ \left(\frac{L(t)}{4\pi\sigma_{\text{SB}} T_c^4} \right)^{1/2} & \left(\frac{L(t)}{4\pi\sigma_{\text{SB}}^2 v_{\text{ej}}^2 t^2} \right)^{1/4} \leq T_c \end{cases} \quad (5)$$

3.1. Asymmetric Model

In addition to the spherically symmetric assumption in the previous section we also explore a simple asymmetric model in which the blue component is confined to the polar regions, while the red component (and purple component in the three-component model) are confined to an equatorial torus. Such a model is seen in numerical simulations (see e.g., Metzger &

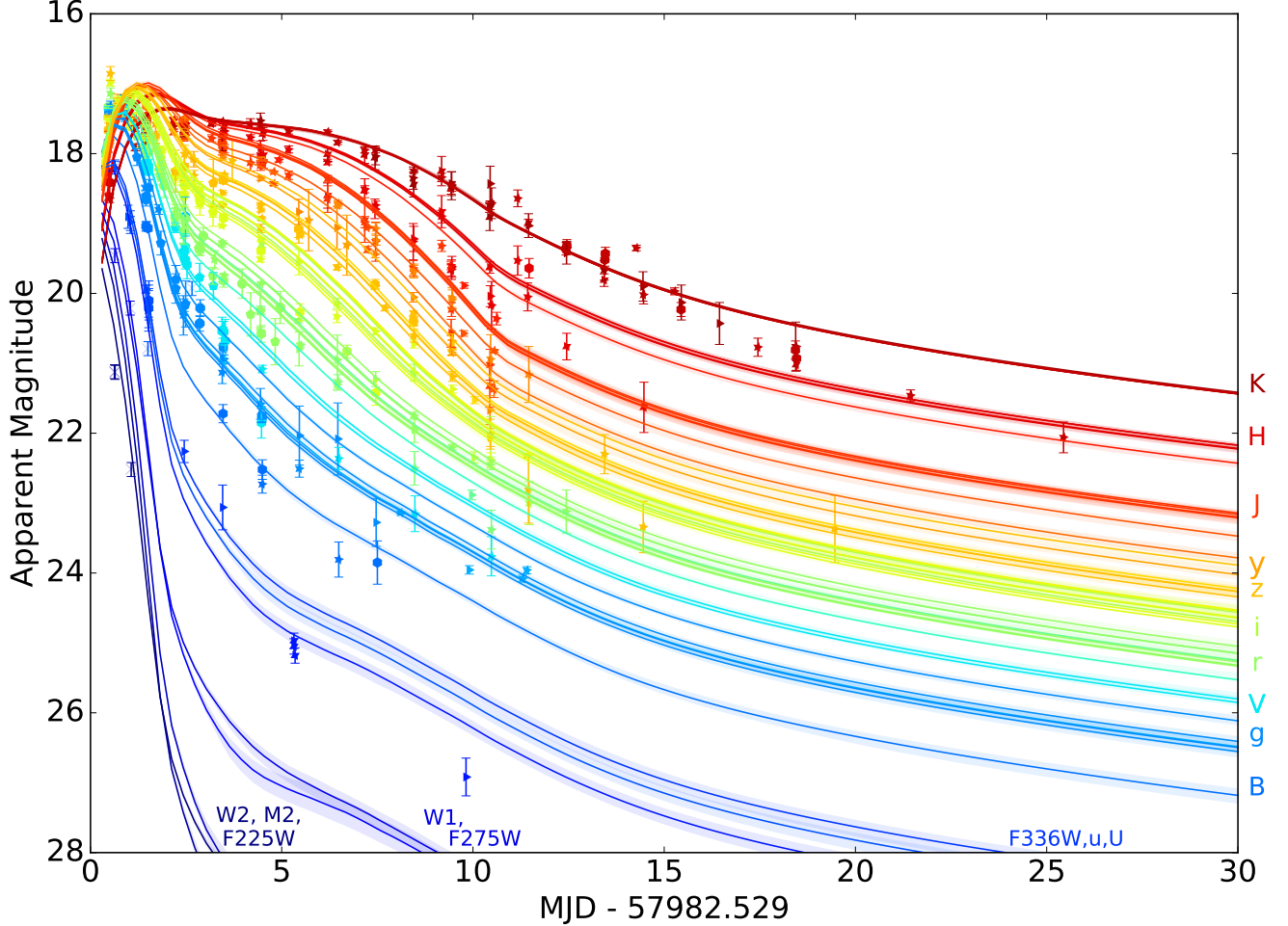


Figure 1. UVOIR light curves from the combined dataset (Table 3), along with the spherically symmetric three-component models with the highest likelihood scores. Solid lines represent the realizations of highest likelihood for each filter, while shaded regions represent the 1σ uncertainty ranges. For some bands there are multiple lines that capture subtle differences between filters. Data originally presented in Andreoni et al. 2017; Arcavi et al. 2017; Coulter et al. 2017; Cowperthwaite et al. 2017; Díaz et al. 2017; Drout et al. 2017; Evans et al. 2017; Hu et al. 2017; Kasliwal et al. 2017; Lipunov et al. 2017; Pian et al. 2017; Pozanenko et al. 2017; Shappee et al. 2017; Smartt et al. 2017; Tanvir et al. 2017; Troja et al. 2017; Utsumi et al. 2017; Valenti et al. 2017.

Fernández 2014; Metzger 2017). We implement this asymmetric distribution by correcting the bolometric flux of each component by a geometric factor: $(1 - \cos\theta)$ for the blue component and $\cos\theta$ for the red/purple component, where θ is the half opening angle of the blue component. Although this model neglects other important contributions such as changes in diffusion timescale, effective blackbody temperature, or angle dependence, it roughly captures a first-order correction to the assumption of spherical symmetry.

3.2. Fitting Procedure

We model the combined dataset using the light curve fitting package MOSFIT (Guillochon et al. 2017a; Nicholl et al. 2017; Villar et al. 2017), which uses an ensemble-based Markov Chain Monte Carlo method to produce posterior predictions for the model parameters. The functional form of the

log-likelihood is:

$$\ln \mathcal{L} = -\frac{1}{2} \sum_{i=1}^n \left[\frac{(O_i - M_i)^2}{\sigma_i^2 + \sigma^2} - \ln(2\pi\sigma_i^2) \right] - \frac{n}{2} \ln(2\pi\sigma^2), \quad (6)$$

where O_i , M_i , and σ_i are the i^{th} of n observed magnitudes, model magnitudes, and observed uncertainties, respectively. The variance parameter σ is an additional scatter term, which we fit, that encompasses additional uncertainty in the models and/or data. For upper limits, we use a one-sided Gaussian penalty term.

For each component of our model there are four free parameters: ejecta mass (M_{ej}), ejecta velocity (v_{ej}), opacity (κ), and the temperature floor (T_c). We use flat priors for the first three parameters, and a log-uniform prior for T_c (which is the only parameter for which we consider several orders of mag-

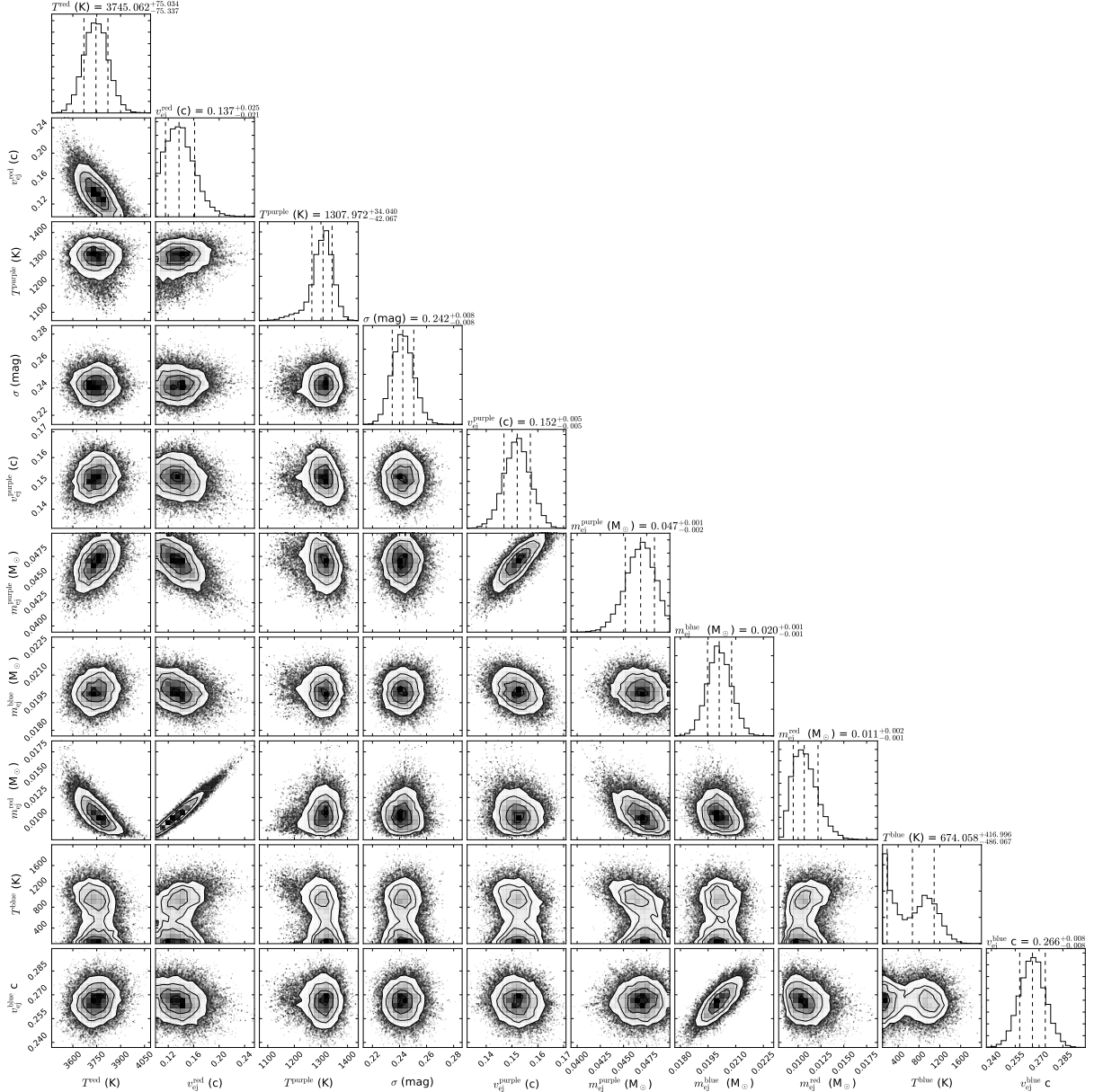


Figure 2. Corner plot showing the posterior distributions of parameter realizations for the three-component model (§3). Notable parameter degeneracies include the mass-velocity pairs of the three components, (e.g., $m_{\text{ej}}^{\text{red}}$ versus $v_{\text{ej}}^{\text{red}}$), with milder degeneracies between the temperature floors T^{red} , T^{purple} , and T^{blue} and the ejecta masses. In the former case the degeneracy is due to the ratio of the mass and velocity controlling the diffusion timescale.

nitude). In the case of the asymmetric model, we assume a flat prior for the half opening angle (θ).

For each model, we ran MOSFIT for approximately 24 hours using 10 nodes on Harvard University’s Odyssey computer cluster. We utilized 100 chains until they reached convergence (i.e., had a Gelman-Rubin statistic < 1.1 ; Gelman & Rubin 1992). We use the first $\approx 80\%$ of the chain as burn-in. We compare the resulting fits utilizing the Watanabe-Akaike Information Criteria (WAIC, Watanabe 2010; Gelman et al. 2014), which accounts for both the likelihood score and number of fitted parameters for each model.

4. RESULTS OF THE KILONOVA MODELS

We fit three different models to the data: a spherical two-component model, a spherical three-component model, and an asymmetric three-component model. The results are shown in Figures 1–5 and summarized in Table 2.

For the spherical two-component model we allow the opacity of the red component to vary freely. This model has a total of 8 free parameters: two ejecta masses, velocities and temperatures, one free opacity, and one scatter term. We find best-fit values of $M_{\text{ej}}^{\text{blue}} = 0.023^{+0.005}_{-0.001} M_{\odot}$, $v_{\text{ej}}^{\text{blue}} = 0.256^{+0.005}_{-0.002} c$,

Table 2. Kilonova Model Fits

Model	M_{ej}^{blue}	v_{ej}^{blue}	κ_{ej}^{blue}	T^{blue}	M_{ej}^{purple}	v_{ej}^{purple}	κ_{ej}^{purple}	T^{purple}	M_{ej}^{red}	v_{ej}^{red}	κ_{ej}^{red}	T^{red}	σ	θ	WAIC
2-Comp	$0.023_{-0.001}^{+0.005}$	$0.256_{-0.002}^{+0.005}$	(0.5)	3983_{-70}^{+66}	-	-	-	-	$0.050_{-0.001}^{+0.001}$	$0.149_{-0.002}^{+0.001}$	$3.65_{-0.28}^{+0.09}$	1151_{-72}^{+45}	$0.256_{-0.004}^{+0.006}$	-1030	
3-Comp	$0.020_{-0.001}^{+0.001}$	$0.266_{-0.008}^{+0.008}$	(0.5)	674_{-417}^{+486}	$0.047_{-0.002}^{+0.001}$	$0.152_{-0.005}^{+0.005}$	(3)	1308_{-34}^{+42}	$0.011_{-0.001}^{+0.002}$	$0.137_{-0.021}^{+0.025}$	(10)	3745_{-75}^{+75}	$0.242_{-0.008}^{+0.008}$	-1064	
Asym. 3-Comp	$0.009_{-0.001}^{+0.001}$	$0.256_{-0.004}^{+0.009}$	(0.5)	3259_{-306}^{+302}	$0.007_{-0.001}^{+0.001}$	$0.103_{-0.004}^{+0.007}$	(3)	3728_{-178}^{+94}	$0.026_{-0.002}^{+0.004}$	$0.175_{-0.008}^{+0.011}$	(10)	1091_{-45}^{+29}	$0.226_{-0.006}^{+0.006}$	66_{-3}^{+1} -1116	

$M_{ej}^{red} = 0.050_{-0.001}^{+0.001} M_{\odot}$, $v_{ej}^{red} = 0.149_{-0.002}^{+0.001} c$, and $\kappa_{ej}^{red} = 3.65_{-0.28}^{+0.09} \text{ cm}^2 \text{ g}^{-1}$. Although the model provides an adequate fit, it predicts a double-peaked structure in the NIR light curves at $\approx 2-5$ days that is not seen in the data (Figure 5).

Our best fitting model, the spherical three-component model, has a total of 10 free parameters: three ejecta masses, velocities and temperatures, and one scatter term. The best-fit values are $M_{ej}^{blue} = 0.020_{-0.001}^{+0.001} M_{\odot}$, $v_{ej}^{blue} = 0.266_{-0.008}^{+0.008} c$, $M_{ej}^{purple} = 0.047_{-0.002}^{+0.001} M_{\odot}$, $v_{ej}^{purple} = 0.152_{-0.005}^{+0.005} c$, $M_{ej}^{red} = 0.011_{-0.001}^{+0.002} M_{\odot}$, and $v_{ej}^{red} = 0.137_{-0.021}^{+0.025} c$. The parameters in this model are overall comparable to the two-component model in terms of the ejecta masses and velocities of the bluer and redder components, but here the ejecta in the redder component is distributed amongst the purple and red components. This model underpredicts some of the optical data at $\lesssim 1$ day and overpredicts the late time ($\gtrsim 15$ days) K, K_s -band data; however, these deviations are less significant than for the two-component model. We additionally explored a version of this model in which the three opacities were allowed to vary freely, but found that these values fell close to our fixed values and did not significantly improve the fit.

Finally, the three-component model with an asymmetric ejecta distribution has a total of 11 free parameters: three ejecta masses, velocities and temperatures, one scatter term, and the opening angle. We find best-fit values of $M_{ej}^{blue} = 0.009_{-0.001}^{+0.001} M_{\odot}$, $v_{ej}^{blue} = 0.256_{-0.004}^{+0.009} c$, $M_{ej}^{purple} = 0.007_{-0.001}^{+0.001} M_{\odot}$, $v_{ej}^{purple} = 0.103_{-0.004}^{+0.007} c$, $M_{ej}^{red} = 0.026_{-0.002}^{+0.004} M_{\odot}$, $v_{ej}^{red} = 0.175_{-0.008}^{+0.011} c$, and $\theta = 66_{-3}^{+1}$ degrees. This model overpredicts the intermediate time (≈ 5 days) optical photometry and underpredicts the early NIR photometry. Although this model has additional freedom due to the opening angle, the ejecta masses become linked through this additional parameter. Due to the simplicity of the asymmetric model, we do not take the derived parameters and uncertainties at face value, and instead use them as a guide for the effects of asymmetry. We find that an asymmetric ejecta distribution leads to masses that are $\approx 50\%$ lower than in the spherical case.

We note that the inferred value of θ is consistent with the blue component being visible at an orbital inclination an-

gle of $\approx 20-50^\circ$, as inferred from a comparison of the GW waveform to the source distance, and from an analysis of the radio and X-ray data in the context of an off-axis jet (Abbott et al. 2017b; Alexander et al. 2017; Guidorzi et al. 2017; Hailinan et al. 2017; Margutti et al. 2017; Murguia-Berthier et al. 2017). The relatively large angle is also consistent with the low polarization found by Covino et al. (2017).

Our spherical three-component model realization of highest likelihood (the ‘‘best fit’’) is shown with the complete dataset in Figure 1, and its corresponding corner plot is shown in Figure 2. Overall the model provides a good fit to the complete dataset. We find that most parameters are constrained to within $\lesssim 10\%$. The true errors in our models are likely larger, suggesting that the uncertainty is likely dominated by systematic effects (e.g., uncertainty in thermalization efficiency, heating rate, etc.).

We show the individual filters with each of the three components (and their sum) in Figure 4. We find that the blue component dominates across all bands at $\lesssim 2-3$ days, while the purple component dominates at later times. Because of its low ejecta mass, the reddest component is sub-dominant at all times but contributes necessary flux to the redder bands at late times.

We explore the color evolution of our model compared to that of the kilonova in Figure 3, and again find that the model largely recovers the rapid color evolution, although it slightly deviates from the observed NIR colors at $\gtrsim 12$ days. Finally, we show specific representative filters (r, H, K_s) with a comparison of all three models in Figure 5. Although the differences are subtle, the three-component model provides a statistically better fit to the overall light curves. We stress that the overall success of all three models is remarkable given the extensive scope of the data in time and wavelengths, and the simplifying assumptions in our analytic approach.

5. DISCUSSION AND IMPLICATIONS

Our best fit three-component model, dominated by an intermediate purple component, is consistent with previous findings (e.g., Cowperthwaite et al. 2017; Nicholl et al. 2017; Chornock et al. 2017). Compared to our previous modeling presented in Cowperthwaite et al. (2017), both the blue

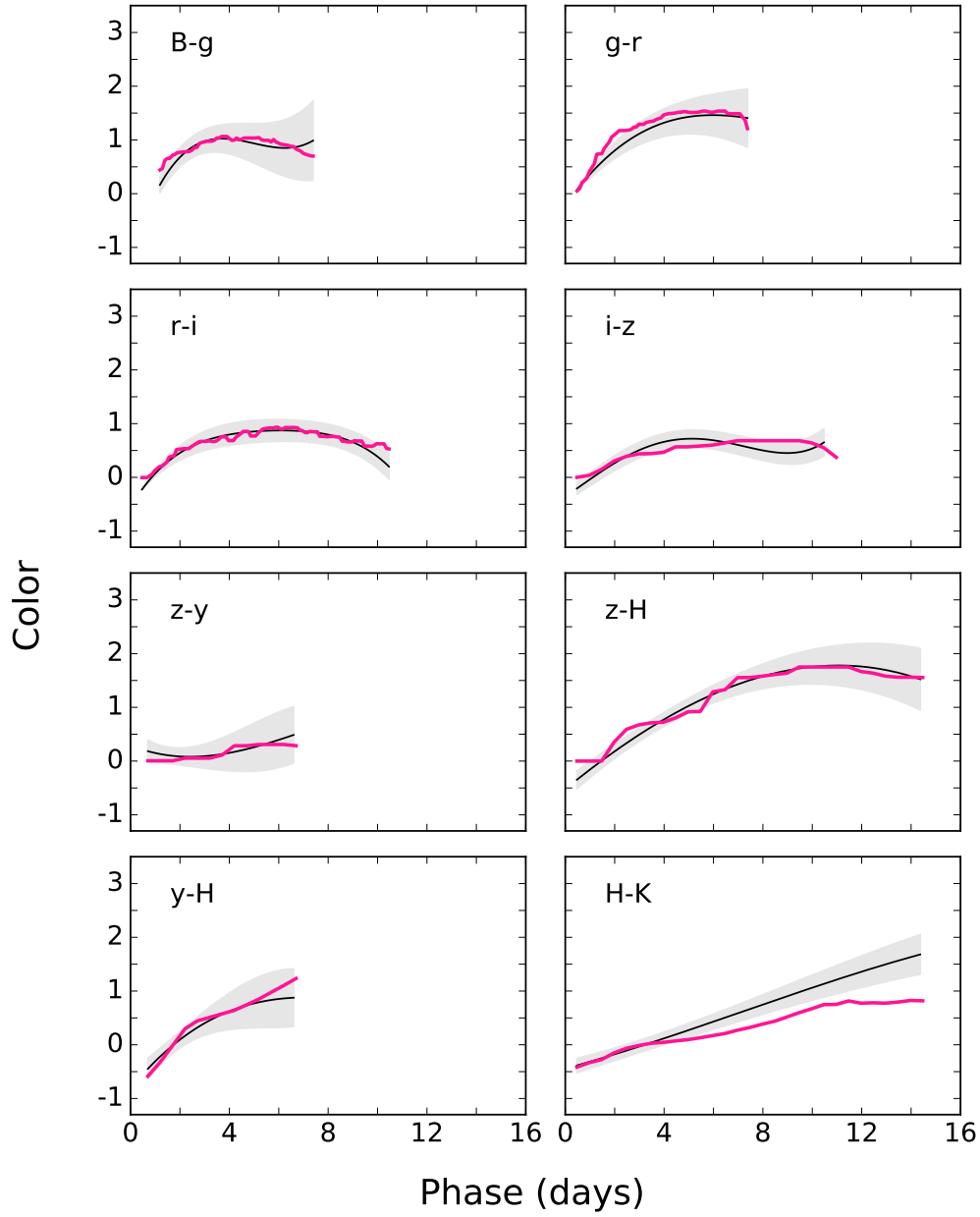


Figure 3. Color evolution of the kilonova from various filter pairs. The black line shows an interpolated estimate of the observed colors, while the grey region mark the 1σ uncertainty regions, each interpolated using spline interpolation. The magenta lines are the colors for the spherically symmetric three-component model with the highest likelihood score, which have been median-filtered to minimize Monte Carlo noise.

and purple ejecta masses and the purple velocity increased by $\approx 40\%$. The other parameters remained within $\approx 1\sigma$ of the previously reported values. The uncertainties on the fitted parameters have decreased by $\approx 10\text{--}50\%$ due to the dramatic increase in the number of data points. Our inferred total ejecta mass of $\approx 0.078 M_{\odot}$, somewhat higher than the values inferred by several groups based on their individual subsets of the dataset we modeled here ($\approx 0.02\text{--}0.06 M_{\odot}$; Kasliwal et al. 2017; Kilpatrick et al. 2017a; Tanaka et al. 2017b). Additionally, modeling of the optical and NIR spectra indicates that the early blue emission is best described by material with a gradient of lanthanide fraction, with the fraction increasing with time (Nicholl et al. 2017; Chornock et al. 2017). This is consistent with our findings that the purple component begins to dominate the UVOIR light curves at $\approx 2\text{--}3$ days post-merger.

The inferred high velocity of the blue ejecta is most naturally explained by relatively proton-rich (high electron fraction, Y_e) polar dynamical ejecta created by the shock from the collision between the merging neutron stars (e.g., Oechslin & Janka 2006; Bauswein et al. 2013; Sekiguchi et al. 2016; Radice et al. 2016). In this scenario, the inferred high ejecta mass ($\approx 0.02 M_{\odot}$) is indicative of a small neutron star radius of $\lesssim 12$ km when compared to the results of numerical simulations (Hotokezaka et al. 2013; Bauswein et al. 2013; see also Nicholl et al. 2017). Alternatively, the blue ejecta could arise from a neutrino-heated outflow from a hyper-massive neutron star (e.g., Rosswog & Ramirez-Ruiz 2002; Dessart et al. 2009), although the high mass and velocity of the blue ejecta greatly exceed the expectations from a standard neutrino wind and would likely require additional acceleration of the wind by strong magnetic fields (e.g., Metzger et al. 2008).

The red ejecta component could in principle originate from the dynamically-ejected tidal tails in the equatorial plane of the binary (e.g., Rosswog et al. 1999; Hotokezaka et al. 2013), in which case the high ejecta mass would require a highly asymmetric merger with a binary mass ratio of $q \lesssim 0.8$ (Hotokezaka et al. 2013). However, the velocity of this component ($\approx 0.1c$) is much lower than those typically found in simulations of NS mergers with extreme mass ratios ($\approx 0.2\text{--}0.3c$; Kilpatrick et al. 2017b) potentially disfavoring this explanation. Additionally, our large mass estimate is on the upper end of the dynamical ejecta mass estimated by The LIGO Scientific Collaboration et al. (2017), suggesting that not all of this mass is dynamically ejected.

A more promising source for the red and purple ejecta components is a delayed outflow from the accretion disk formed in the merger (Metzger et al. 2009; Fernández & Metzger 2013; Perego et al. 2014; Just et al. 2015; Siegel & Metzger 2017), for which the outflow velocity is expected to be $\approx 0.03\text{--}0.1c$. The relatively high neutron abundance of this matter ($Y_e \lesssim 0.25\text{--}0.3$ as needed to synthesize lanthanide nu-

clei) would be consistent with the moderate amount of neutrino irradiation of the outflow from a black hole accretion disk (Just et al. 2015) but would disfavor a particularly long-lived ($\gtrsim 100$ ms) hyper-massive or supra-massive neutron star remnant (Metzger & Fernández 2014; Murguía-Berthier et al. 2014; Kasen et al. 2015; Lippuner et al. 2017; see also Margalit & Metzger 2017). In this context, the properties of the red/purple ejecta provide evidence for a relatively prompt formation of a black hole remnant.

The asymmetric model indicates a half-opening angle for the blue component of $\theta \approx 66^\circ$. This is consistent with the blue component being visible given the inclination angle of the system inferred both from a comparison of the GW waveform and the distance of the event, and from off-axis jet models of the radio and X-ray light curves ($\approx 20\text{--}50^\circ$; Abbott et al. 2017b; Alexander et al. 2017; Margutti et al. 2017). Our simple asymmetric model suggests that the total ejecta mass may be $\approx 50\%$ smaller than inferred in the spherical model. The effects of other simplifying assumptions, such as the blackbody SED and constant opacities as a function of time and wavelength, should be explored in future work.

Finally, we compare our inferred total ejecta mass to the amount necessary to reproduce the Milky Way r -process production rate using the updated BNS merger rate inferred from Advanced LIGO of $R_0 = 1500_{-1220}^{+3200} \text{ Gpc}^{-3} \text{ yr}^{-1}$ (Abbott et al. 2017b) following a similar methodology as Cowperthwaite et al. (2017) and Kasen et al. (2017). For light r -process nuclei, the primary source of ejecta in our three component model, the inferred Milky Way production rate is $\dot{M}_{\text{rp}, A \lesssim 140} \approx 7 \times 10^{-7} M_{\odot} \text{ yr}^{-1}$ (Qian 2000). Combining this with the BNS rate and density of Milky Way-like galaxies ($\approx 0.01 \text{ Mpc}^{-3}$), we estimate the Milky Way rate of BNS mergers as $R_{\text{MW}} \approx 150 \text{ Myr}^{-1}$. Thus, the average ejecta mass necessary for a blue/purple kilonova is $\dot{M}_{\text{rp}, A \lesssim 140} / R_{\text{MW}} \approx 5 \times 10^{-3} M_{\odot}$, with an uncertainty of about a factor of ≈ 5 due to the large range of R_0 . For heavy r -process elements (our red component), the Milky Way inferred production rate is $\dot{M}_{\text{rp}, A \gtrsim 140} \approx 10^{-7} M_{\odot} \text{ yr}^{-1}$ (Bauswein et al. 2014). The average ejecta mass necessary for a red kilonova is therefore $\dot{M}_{\text{rp}, A \lesssim 140} / R_{\text{MW}} \approx 7 \times 10^{-4} M_{\odot}$, again with an uncertainty of about a factor of 5. In both cases, this order of magnitude estimate is about a factor 10 times smaller than our estimated ejecta masses for this event, although the rate errors (and potentially lower ejecta masses in the asymmetric case) are large enough to account for the discrepancy⁴. However, we note that the ratio of red to blue/purple ejecta masses in our model, ≈ 0.16 , is in good agreement with the relative production rates of $A \gtrsim 140$ and $A \lesssim 140$ nuclei in the Milky Way.

⁴ Our results are consistent with those found in The LIGO Scientific Collaboration et al. 2017.

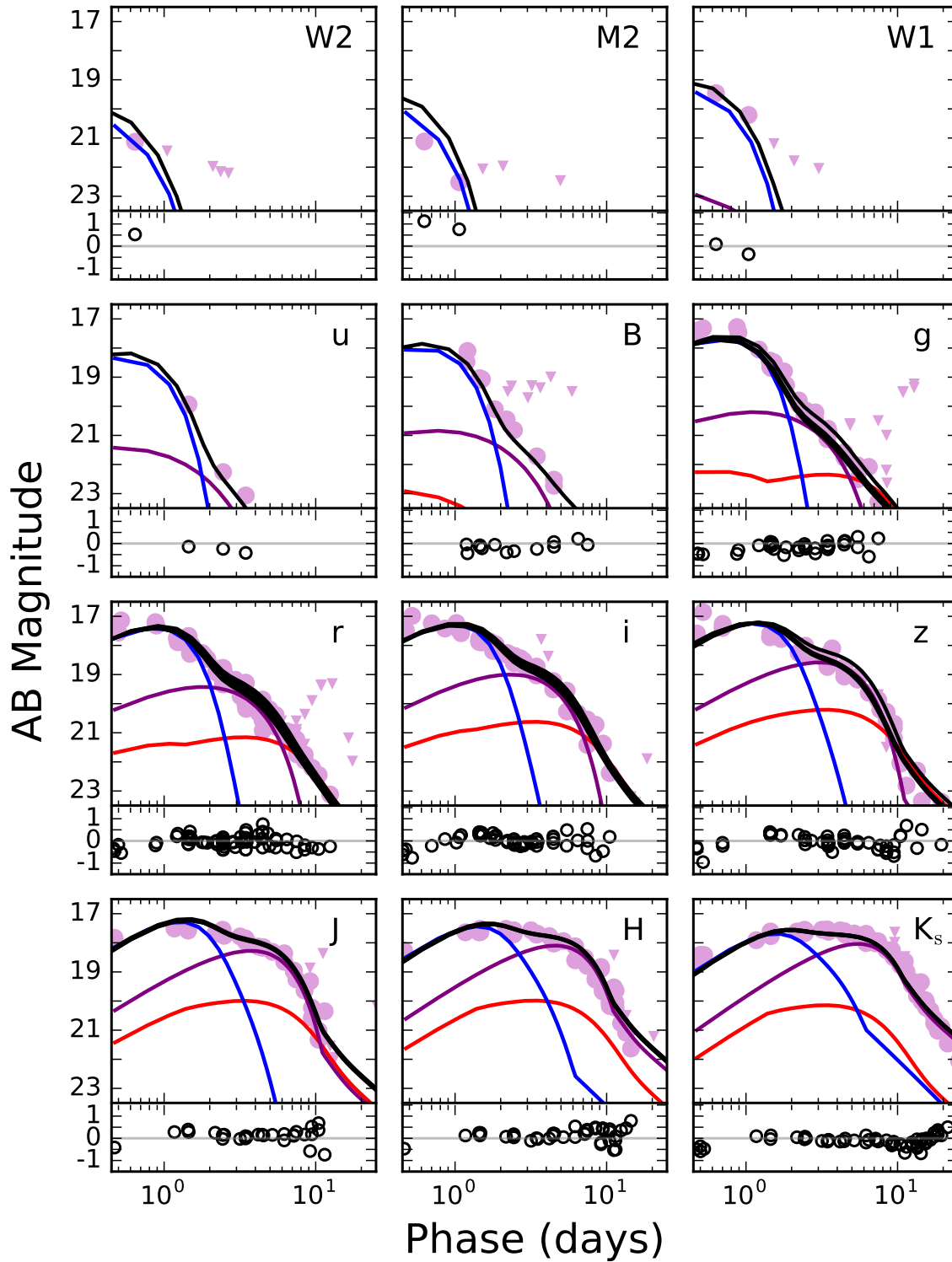


Figure 4. Individual band UVOIR light curves, including the data (purple circles), the three-component best-fit model (black lines), and the individual components in the model (blue, purple, and red lines). The lower section of each panel shows the residual between the data and model. Note that some panels contain multiple black lines due to unique filter transmission functions on multiple instruments. Data originally presented in [Andreoni et al. 2017](#); [Arcavi et al. 2017](#); [Coulter et al. 2017](#); [Cowperthwaite et al. 2017](#); [Díaz et al. 2017](#); [Drout et al. 2017](#); [Evans et al. 2017](#); [Hu et al. 2017](#); [Kasliwal et al. 2017](#); [Lipunov et al. 2017](#); [Pian et al. 2017](#); [Pozanenko et al. 2017](#); [Shappee et al. 2017](#); [Smartt et al. 2017](#); [Tanvir et al. 2017](#); [Troja et al. 2017](#); [Utsumi et al. 2017](#); [Valenti et al. 2017](#).

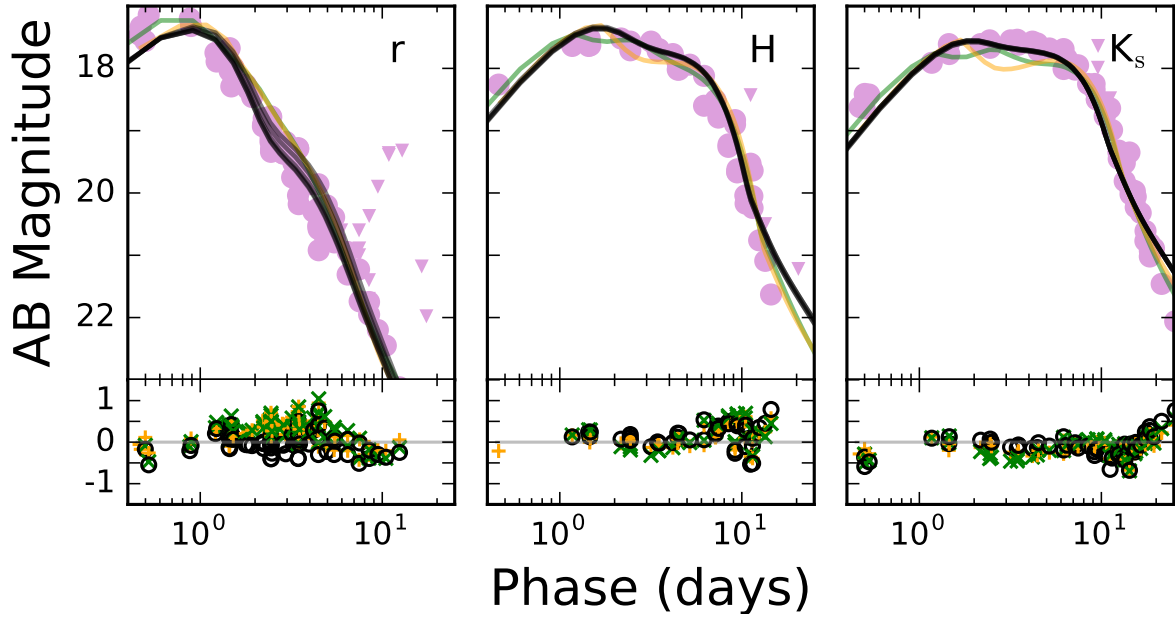


Figure 5. UVOIR light curves in select bands that compare the highest likelihood model realizations of the three-component model (black lines), the two-component model (orange lines), and three-component asymmetric model (green lines). The lower section of each panel shows the residual between the data and the three models. All models provide an overall adequate fit to the data, but the two-component predict a double-peaked structure in K -band that is not seen in the data. Data originally presented in Andreoni et al. 2017; Arcavi et al. 2017; Coulter et al. 2017; Cowperthwaite et al. 2017; Díaz et al. 2017; Drout et al. 2017; Evans et al. 2017; Hu et al. 2017; Kasliwal et al. 2017; Lipunov et al. 2017; Pian et al. 2017; Pozanenko et al. 2017; Shappee et al. 2017; Smartt et al. 2017; Tanvir et al. 2017; Troja et al. 2017; Utsumi et al. 2017; Valenti et al. 2017.

If the BNS merger rate from future events is shown to be at the high end of the current estimates, the results inferred here would indicate that a large fraction of synthesized r -process material may remain in the gas phase within the ISM or escape the galaxy entirely via galactic winds (Shen et al. 2015). It may also suggest that the kilonova in GW170817 is an outlier in terms of total r -process material produced. Future events will clarify the population parameters of kilonovae.

6. CONCLUSIONS

We presented the first effort to aggregate, homogenize, and uniformly model the complete UV, optical and NIR dataset for the electromagnetic counterpart of the binary neutron star merger GW170817, allowing us to better determine the likely combinations of parameters responsible for the observed kilonova. We are able to remove systematic offsets from several datasets and to identify outlying data points, providing the community with cleaned and uniform photometry for future analyses. Our key findings are as follows:

- We present 647 photometric measurements from the kilonova accompanying the binary neutron star merger GW170817, spanning from 0.45 to 29.4 days post-merger and providing nearly complete color coverage

at all times. We make the homogenized dataset available to the public in Table 3, in the OKC, and through <https://kilonova.org/>

- The kilonova UVOIR light curves are well fit by a spherically symmetric, three-component model with an overall ejecta mass of $\approx 0.078 M_{\odot}$, dominated by light r -process material ($A < 140$) with moderate velocities of $\approx 0.15c$.
- We find evidence for a lanthanide-free component with mass and velocity of $\approx 0.020 M_{\odot}$ and $\approx 0.27c$, respectively. This component is indicative of polar dynamical ejecta, and hence a BNS origin (instead of NS-BH). The large ejecta mass implies a small neutron star radius of $\lesssim 12$ km.
- The mass and velocities of the purple/red components are consistent with a delayed outflow from an accretion disk formed in the merger. This disfavors a long-lived ($\gtrsim 100$ ms) hyper-massive neutron star remnant and provides evidence for relatively prompt formation of a black hole remnant.
- The asymmetric model extension implies that the total ejecta mass may be up to a factor of 2 times lower than for the symmetric model.

- Given the large uncertainties in BNS merger rates, we find that the r -process production rates are comfortably above the Galactic production rate, consistent with the idea that BNS mergers are the dominant source of r -process nucleosynthesis in the universe.

The sheer size of the dataset for this event, which was the subject of unprecedented follow-up efforts by the observational astronomy community, represents a departure from typical transient events, allowing for more detailed modeling than typically feasible. Although future observing runs of Advanced LIGO/Virgo will lead to many more kilonova detections, it is likely that this event will remain one of the best-observed objects for years to come due to its vicinity and hence ease of follow-up. Thus, the broad UVOIR dataset collected by multiple teams, and aggregated and homogenized here, will be an invaluable resource to explore questions about kilonova phenomenology that may be otherwise intractable using more sparsely sampled data.

We thank the anonymous referee and the larger community for valuable feedback on this work. The Berger Time-Domain Group at Harvard is supported in part by the NSF through grant AST-1714498, and by NASA through grants NNX15AE50G and NNX16AC22G. VAV acknowledges support by the National Science Foundation through a Graduate Research Fellowship. This research has made use of NASA's Astrophysics Data System.

Software: `astrocats` (Guillochon et al. 2017b), `matplotlib` (Hunter 2007), `MOSFiT` (Guillochon et al. 2017a); `numpy` (Van Der Walt et al. 2011), `scipy` (Jones et al. 2001–)

NOTE—We request that any use of the data in this table includes appropriate citation to the original papers, as well as to our compilation.

^a New magnitude value used in modeling.

^b Difference between new value and originally reported value.

^c Photometry listed with an “x” is not included in our model fit, photometry listed with an “o” has been visually flagged as an outlier, photometry reported in multiple sources with unique reduction routines are listed with an “r”, photometry generated by averaging repeated photometry is listed with an “a”, and photometry used in modeling is listed with an “*”.

Table 3. Photometric Data

MJD	Phase	Instrument	Telescope	Filter	AB Mag ^a	1 σ Err	$\Delta(\text{Mag})^b$	Ref.	Note ^c
57982.981	0.452	E2V 4kx4k ccd	Swope	i	17.48	0.02	0	Coulter et al.	*
57982.990	0.461	FourStar	Magellan	H	18.26	0.15	0	Drout et al.	*
57982.993	0.464	Alta U47+	Prompt5	r	17.46	0.03	0	Valenti et al.	*
57982.999	0.470	VIRCAM	VISTA	Ks	18.62	0.05	0	Tanvir et al.	*
57983.000	0.471	FourStar	Magellan	J	17.83	0.15	0	Drout et al.	*
57983.000	0.471	LDSS	Magellan	V	17.35	0.02	0	Shappee et al.	*
57983.000	0.471	LDSS	Magellan	r	17.33	0.02	0	Shappee et al.	*
57983.000	0.471	LDSS	Magellan	z	17.67	0.03	0	Drout et al.	*
57983.001	0.472	MASTER	OAFA	W	17.50	0.20	0	Lipunov et al.	*
57983.003	0.474	DECam	Blanco/CTIO	i	17.48	0.03	0	Cowperthwaite et al.	*
57983.004	0.475	DECam	Blanco/CTIO	z	17.59	0.03	0	Cowperthwaite et al.	*
57983.006	0.477	LDSS	Magellan	g	17.41	0.02	0	Drout et al.	*
57983.009	0.480	VIRCAM	VISTA	J	17.88	0.03	0	Tanvir et al.	*
57983.011	0.482	LDSS	Magellan	g	17.41	0.04	0	Drout et al.	*
57983.011	0.482	Sinistro	LCO 1m	w	17.49	0.04	0	Arcavi et al.	X
57983.014	0.485	LDSS	Magellan	g	17.39	0.02	0	Shappee et al.	*
57983.015	0.486	MASTER	OAFA	W	17.10	0.20	0	Lipunov et al.	*
57983.019	0.490	VIRCAM	VISTA	Y	17.46	0.01	0	Tanvir et al.	*
57983.028	0.499	Alta U47+	Prompt5	r	17.56	0.04	0	Valenti et al.	*
57983.029	0.500	VIRCAM	VISTA	Ks	18.64	0.06	0	Tanvir et al.	*
57983.030	0.501	FourStar	Magellan	Ks	18.41	0.15	0	Drout et al.	*
57983.039	0.510	VIRCAM	VISTA	J	17.82	0.03	0	Tanvir et al.	*
57983.050	0.521	ROS2	REM	g	17.32	0.07	0	Pian et al.	*
57983.050	0.521	ROS2	REM	i	16.98	0.05	0	Pian et al.	*
57983.050	0.521	ROS2	REM	r	17.14	0.08	0	Pian et al.	*
57983.050	0.521	ROS2	REM	z	16.85	0.10	0	Pian et al.	*,O
57983.059	0.530	FLAMINGOS-2	Gemini-S	Ks	18.42	0.04	0	Kasliwal et al.	*
57983.156	0.627	UVOT	Swift	M2	21.12	0.22	0	Evans et al.	*
57983.162	0.633	UVOT	Swift	W1	19.46	0.11	0	Evans et al.	*
57983.167	0.638	UVOT	Swift	U	18.19	0.09	0	Evans et al.	*

Table 3 continued

Table 3 (continued)

MJD	Phase	Instrument	Telescope	Filter	AB Mag ^a	1 σ Err	$\Delta(\text{Mag})^b$	Ref.	Note ^c
57983.172	0.643	UVOT	Swift	W2	21.13	0.23	0	Evans et al.	*
57983.229	0.700	HSC	Subaru	z	17.40	0.01	0	Utsumi et al.	*
57983.231	0.702	GFC	Pan-STARRS	i	17.24	0.06	0	Smartt et al.	*
57983.231	0.702	GFC	Pan-STARRS	y	17.38	0.10	0	Smartt et al.	*
57983.231	0.702	GFC	Pan-STARRS	z	17.26	0.06	0	Smartt et al.	*
57983.382	0.853	Sinistro	LCO 1m	w	17.31	0.04	0	Arcavi et al.	X
57983.387	0.858	Skymapper	Skymapper	i	17.42	0.05	0	Andreoni et al.	*
57983.401	0.872	Sinistro	LCO 1m	g	17.28	0.12	-0.04	Arcavi et al.	*
57983.405	0.876	Sinistro	LCO 1m	r	17.20	0.02	-0.02	Arcavi et al.	*
57983.419	0.890	Skymapper	Skymapper	r	17.32	0.07	0.0	Andreoni et al.	*
57983.421	0.892	Skymapper	Skymapper	g	17.46	0.08	0.0	Andreoni et al.	*
57983.550	1.021	10k10k ccd	AST3-2	i	17.14	0.13	-0.09	Hu et al.	*
57983.569	1.040	UVOT	Swift	W1	20.21	0.21	0	Evans et al.	*
57983.572	1.042	UVOT	Swift	U	19.00	0.16	0	Evans et al.	*
57983.575	1.046	UVOT	Swift	W2	>21.45	-	0	Evans et al.	*
57983.594	1.065	10k10k ccd	AST3-2	i	17.48	0.07	-0.13	Hu et al.	*
57983.594	1.065	UVOT	Swift	M2	22.52	0.50	0	Evans et al.	*
57983.625	1.096	10k10k ccd	AST3-2	i	17.58	0.09	-0.14	Hu et al.	*
57983.699	1.170	SIRIUS	IRSF	H	17.64	0.04	0	Utsumi et al.	*
57983.699	1.170	SIRIUS	IRSF	J	17.51	0.03	0	Utsumi et al.	*
57983.699	1.170	SIRIUS	IRSF	Ks	17.91	0.05	0	Utsumi et al.	*
57983.717	1.188	MASTER	SAAO	W	17.30	0.20	0	Lipunov et al.	*
57983.719	1.190	-	KMTNet-SAAO	B	18.47	0.11	0	Troja et al.	*
57983.719	1.190	-	KMTNet-SAAO	I	17.58	0.10	0	Troja et al.	*
57983.719	1.190	-	KMTNet-SAAO	R	17.65	0.05	0	Troja et al.	*
57983.719	1.190	-	KMTNet-SAAO	V	17.81	0.04	0	Troja et al.	*
57983.726	1.197	MASTER	SAAO	R	17.00	0.20	0	Lipunov et al.	*,O
57983.733	1.204	Sinistro	LCO 1m	w	17.95	0.04	0	Arcavi et al.	X
57983.736	1.207	MASTER	SAAO	B	18.10	0.10	0	Lipunov et al.	*
57983.741	1.212	Sinistro	LCO 1m	r	17.75	0.02	-0.03	Arcavi et al.	*
57983.745	1.216	Sinistro	LCO 1m	g	18.05	0.12	-0.07	Arcavi et al.	*
57983.758	1.229	-	1.5B	r	17.89	0.03	0	Smartt et al.	*
57983.964	1.435	EFOSC2	NTT	V	18.22	0.08	0	Drout et al.	*
57983.968	1.439	T80Cam	T80S	g	18.43	0.06	0	Evans et al.	*
57983.968	1.439	Sinistro	LCO 1m	w	18.23	0.04	0	Arcavi et al.	X
57983.969	1.440	EFOSC2	NTT	V	18.16	0.05	0	Drout et al.	*
57983.969	1.440	GROND	LaSilla	H	17.64	0.08	0	Smartt et al.	*
57983.969	1.440	GROND	LaSilla	J	17.58	0.07	0	Smartt et al.	*

Table 3 continued

Table 3 (continued)

MJD	Phase	Instrument	Telescope	Filter	AB Mag ^a	1 σ Err	$\Delta(\text{Mag})^b$	Ref.	Note ^c
57983.969	1.440	GROND	LaSilla	K	17.85	0.15	-0.29	Smartt et al.	*
57983.969	1.440	GROND	LaSilla	g	18.49	0.04	0	Smartt et al.	*
57983.969	1.440	GROND	LaSilla	i	17.85	0.05	0	Smartt et al.	*
57983.969	1.440	GROND	LaSilla	r	17.99	0.01	0	Smartt et al.	*
57983.969	1.440	GROND	LaSilla	z	17.72	0.03	0	Smartt et al.	*
57983.969	1.440	FORS	VLT	r	17.69	0.02	0	Tanvir et al.	*
57983.970	1.441	EFOSC2	NTT	V	18.13	0.08	0	Drout et al.	*
57983.972	1.443	Sinistro	LCO 1m	i	17.88	0.10	-0.25	Arcavi et al.	*
57983.974	1.445	T80Cam	T80S	g	18.51	0.04	0	Díaz et al.	*
57983.975	1.446	T80Cam	T80S	g	18.48	0.04	0	Díaz et al.	*
57983.976	1.447	T80Cam	T80S	g	18.61	0.04	0	Díaz et al.	*
57983.976	1.447	Sinistro	LCO 1m	r	17.98	0.08	-0.04	Arcavi et al.	*
57983.976	1.447	DECam	Blanco/CTIO	Y	17.32	0.03	0	Cowperthwaite et al.	*
57983.977	1.448	LDSS	Magellan	z	17.62	0.06	0	Drout et al.	*
57983.977	1.448	DECam	Blanco/CTIO	z	17.59	0.02	0	Cowperthwaite et al.	*
57983.977	1.448	T80Cam	T80S	r	17.93	0.02	0	Díaz et al.	*
57983.978	1.449	DECam	Blanco/CTIO	i	17.78	0.02	0	Cowperthwaite et al.	*
57983.978	1.449	T80Cam	T80S	r	17.97	0.02	0	Díaz et al.	*
57983.978	1.449	DECam	Blanco/CTIO	r	18.04	0.02	0	Cowperthwaite et al.	*
57983.978	1.449	LDSS	Magellan	z	17.61	0.06	0	Drout et al.	*
57983.979	1.450	LDSS	Magellan	z	17.61	0.06	0	Drout et al.	*
57983.979	1.450	DECam	Blanco/CTIO	g	18.66	0.03	0	Cowperthwaite et al.	*
57983.979	1.450	T80Cam	T80S	r	17.94	0.02	0	Díaz et al.	*
57983.980	1.451	DECam	Blanco/CTIO	u	19.94	0.05	0	Cowperthwaite et al.	*
57983.980	1.451	LDSS	Magellan	i	17.77	0.03	0	Drout et al.	*
57983.980	1.451	ROS2	REM	I	17.66	0.06	0	Pian et al.	*
57983.980	1.451	Sinistro	LCO 1m	g	18.61	0.14	-0.13	Arcavi et al.	*
57983.980	1.451	ROS2	REM	r	17.68	0.13	0	Pian et al.	*
57983.980	1.451	ROS2	REM	z	17.61	0.10	0	Pian et al.	*
57983.980	1.451	T80Cam	T80S	i	17.74	0.03	0	Díaz et al.	*
57983.981	1.452	LDSS	Magellan	r	17.91	0.03	0	Drout et al.	*
57983.981	1.452	FourStar	Magellan	Ks	17.61	0.04	0	Drout et al.	*
57983.981	1.452	FourStar	Magellan	J	17.47	0.01	0	Drout et al.	*
57983.981	1.452	LDSS	Magellan	g	18.61	0.03	0	Drout et al.	*
57983.982	1.452	T80Cam	T80S	i	17.80	0.03	0	Díaz et al.	*
57983.983	1.454	T80Cam	T80S	i	17.81	0.03	0	Díaz et al.	*
57983.983	1.454	LDSS	Magellan	B	19.04	0.06	0	Drout et al.	*
57983.984	1.455	T80Cam	T80S	g	18.58	0.03	0	Díaz et al.	*

Table 3 continued

Table 3 (continued)

MJD	Phase	Instrument	Telescope	Filter	AB Mag ^a	1 σ Err	$\Delta(\text{Mag})^b$	Ref.	Note ^c
57983.984	1.455	LDSS	Magellan	B	19.04	0.07	0	Drout et al.	*
57983.985	1.456	T80Cam	T80S	g	18.55	0.03	0	Díaz et al.	*
57983.986	1.457	T80Cam	T80S	g	18.61	0.04	0	Díaz et al.	*
57983.987	1.458	T80Cam	T80S	r	17.95	0.02	0	Díaz et al.	*
57983.988	1.459	LDSS	Magellan	g	18.66	0.03	0	Drout et al.	*
57983.988	1.459	T80Cam	T80S	r	17.98	0.02	0	Díaz et al.	*
57983.989	1.460	-	KMTNet/CTIO	B	19.09	0.11	0	Troja et al.	*
57983.989	1.460	-	KMTNet/CTIO	I	17.77	0.09	0	Troja et al.	*
57983.989	1.460	-	KMTNet/CTIO	R	17.94	0.05	0	Troja et al.	*
57983.989	1.460	-	KMTNet/CTIO	V	18.28	0.04	0	Troja et al.	*
57983.989	1.460	VIRCAM	VISTA	Ks	17.77	0.02	0	Tanvir et al.	*
57983.989	1.460	VIRCAM	VISTA	Y	17.45	0.01	0	Tanvir et al.	*
57983.990	1.461	T80Cam	T80S	r	17.99	0.03	0	Díaz et al.	*
57983.990	1.461	FourStar	Magellan	H	17.52	0.01	0	Drout et al.	*
57983.991	1.462	T80Cam	T80S	i	17.78	0.02	0	Díaz et al.	*
57983.991	1.462	Alta U47+	Prompt5	r	18.00	0.06	0	Valenti et al.	*
57983.992	1.463	T80Cam	T80S	i	17.79	0.02	0	Díaz et al.	*
57983.993	1.464	T80Cam	T80S	i	17.80	0.03	0	Díaz et al.	*
57983.994	1.465	T80Cam	T80S	g	18.65	0.03	0	Díaz et al.	*
57983.995	1.466	E2V 4kx4k ccd	Swope	V	18.22	0.04	0	Coulter et al.	*
57983.995	1.466	T80Cam	T80S	g	18.60	0.04	0	Díaz et al.	*
57983.996	1.467	T80Cam	T80S	g	18.63	0.04	0	Díaz et al.	*
57983.997	1.468	T80Cam	T80S	r	18.02	0.03	0	Díaz et al.	*
57983.999	1.470	T80Cam	T80S	r	18.02	0.02	0	Díaz et al.	*
57983.999	1.470	VIRCAM	VISTA	Y	17.23	0.01	0	Tanvir et al.	*
57984.000	1.471	T80Cam	T80S	r	18.04	0.02	0	Díaz et al.	*
57984.000	1.471	XS	VLT	r	17.95	0.02	0	Pian et al.	*
57984.000	1.471	XS	VLT	z	17.65	0.07	0	Pian et al.	*
57984.000	1.471	FLAMINGOS-2	Gemini-S	H	17.63	0.10	0	Cowperthwaite et al.	*
57984.001	1.472	T80Cam	T80S	i	17.74	0.02	0	Díaz et al.	*
57984.002	1.473	T80Cam	T80S	i	17.86	0.03	0	Díaz et al.	*
57984.002	1.473	FourStar	Magellan	J1	17.32	0.01	0	Drout et al.	*
57984.003	1.474	T80Cam	T80S	i	17.85	0.03	0	Díaz et al.	*
57984.004	1.475	T80Cam	T80S	g	18.69	0.04	0	Díaz et al.	*
57984.005	1.476	T80Cam	T80S	g	18.67	0.03	0	Díaz et al.	*
57984.007	1.478	T80Cam	T80S	g	18.62	0.04	0	Díaz et al.	*
57984.008	1.479	T80Cam	T80S	r	18.01	0.02	0	Díaz et al.	*
57984.009	1.480	T80Cam	T80S	r	18.01	0.02	0	Díaz et al.	*

Table 3 continued

Table 3 (continued)

MJD	Phase	Instrument	Telescope	Filter	AB Mag ^a	1 σ Err	$\Delta(\text{Mag})^b$	Ref.	Note ^c
57984.010	1.481	T80Cam	T80S	r	18.07	0.03	0	Díaz et al.	*
57984.010	1.481	T80Cam	Prompt5	r	18.29	0.06	0	Valenti et al.	*
57984.010	1.481	EFOSC2	NTT	V	18.14	0.04	0	Drout et al.	*
57984.011	1.482	T80Cam	T80S	i	17.82	0.03	0	Díaz et al.	*
57984.012	1.483	EFOSC2	NTT	V	18.16	0.06	0	Drout et al.	*
57984.012	1.483	T80Cam	T80S	i	17.77	0.03	0	Díaz et al.	*
57984.013	1.484	EFOSC2	NTT	V	18.18	0.04	0	Drout et al.	*
57984.013	1.484	T80Cam	T80S	i	17.87	0.03	0	Díaz et al.	*
57984.014	1.485	T80Cam	T80S	g	18.68	0.04	0	Díaz et al.	*
57984.016	1.487	T80Cam	T80S	g	18.67	0.04	0	Díaz et al.	*
57984.017	1.488	T80Cam	T80S	g	18.57	0.03	0	Díaz et al.	*
57984.018	1.489	T80Cam	T80S	r	18.03	0.02	0	Díaz et al.	*
57984.019	1.490	T80Cam	T80S	r	18.05	0.03	0	Díaz et al.	*
57984.020	1.491	T80Cam	T80S	r	18.04	0.02	0	Díaz et al.	*
57984.021	1.492	T80Cam	T80S	i	17.83	0.03	0	Díaz et al.	*
57984.022	1.493	T80Cam	T80S	i	17.90	0.03	0	Díaz et al.	*
57984.023	1.494	T80Cam	T80S	i	17.88	0.03	0	Díaz et al.	*
57984.034	1.505	E2V 4kx4k ccd	Swope	B	19.07	0.04	0	Coulter et al.	*
57984.036	1.507	UVOT	Swift	U	20.79	0.50	0	Evans et al.	*
57984.036	1.507	UVOT	Swift	W2	>21.66	-	0	Evans et al.	*
57984.044	1.515	E2V 4kx4k ccd	Swope	i	17.80	0.02	0	Coulter et al.	*
57984.046	1.517	EFOSC2	NTT	V	18.25	0.06	0	Drout et al.	*
57984.047	1.518	EFOSC2	NTT	V	18.18	0.10	0	Drout et al.	*
57984.047	1.518	E2V 4kx4k ccd	Swope	r	17.98	0.02	0	Coulter et al.	*
57984.048	1.519	EFOSC2	NTT	U	20.11	0.23	0	Drout et al.	R
57984.048	1.519	EFOSC2	NTT	U	20.25	0.29	0	Smartt et al.	R
57984.052	1.523	EFOSC2	NTT	U	20.21	0.28	0	Drout et al.	R
57984.052	1.523	EFOSC2	NTT	U	20.18	0.23	0	this paper	*,A
57984.052	1.523	UVOT	Swift	M2	>22.07	-	0	Evans et al.	*
57984.055	1.526	E2V 4kx4k ccd	Swope	g	18.49	0.12	0	Coulter et al.	*
57984.056	1.527	EFOSC2	NTT	U	20.10	0.28	0	Drout et al.	*
57984.058	1.529	UVOT	Swift	W1	>21.20	-	0	Evans et al.	*
57984.229	1.700	HSC	Subaru	z	17.74	0.01	0	Utsumi et al.	*
57984.231	1.702	GFC	Pan-STARRS	i	17.87	0.06	0	Smartt et al.	*
57984.231	1.702	GFC	Pan-STARRS	y	17.58	0.11	0	Smartt et al.	*
57984.231	1.702	GFC	Pan-STARRS	z	17.78	0.07	0	Smartt et al.	*
57984.309	1.780	Tripol5	B&C	g	18.80	0.07	0	Utsumi et al.	*
57984.309	1.780	Tripol5	B&C	i	18.19	0.06	0	Utsumi et al.	*

Table 3 continued

Table 3 (continued)

MJD	Phase	Instrument	Telescope	Filter	AB Mag ^a	1σ Err	$\Delta(\text{Mag})^b$	Ref.	Note ^c
57984.309	1.780	Tripol5	B&C	r	18.26	0.04	0	Utsumi et al.	*
57984.357	1.828	Sinistro	LCO 1m	w	18.69	0.05	0	Arcavi et al.	X
57984.359	1.830	-	KMTNet-SSO	B	20.10	0.12	0	Troja et al.	*
57984.359	1.830	-	KMTNet-SSO	V	18.79	0.05	0	Troja et al.	*
57984.361	1.832	Sinistro	LCO 1m	i	18.07	0.13	-0.30	Arcavi et al.	*
57984.365	1.836	Sinistro	LCO 1m	r	18.34	0.11	-0.06	Arcavi et al.	*
57984.369	1.840	-	KMTNet-SSO	I	17.98	0.09	0	Troja et al.	*
57984.369	1.840	-	KMTNet-SSO	R	18.34	0.05	0	Troja et al.	*
57984.369	1.840	Sinistro	LCO 1m	g	19.28	0.17	-0.25	Arcavi et al.	*
57984.379	1.850	Skymapper	Skymapper	i	17.96	0.07	0	Andreoni et al.	*
57984.392	1.863	Skymapper	Skymapper	i	18.18	0.08	0	Andreoni et al.	*
57984.456	1.927	Skymapper	Skymapper	r	18.46	0.17	0	Andreoni et al.	*
57984.601	2.072	UVOT	Swift	M2	>21.97	-	0	Evans et al.	*
57984.606	2.077	UVOT	Swift	W1	>21.79	-	0	Evans et al.	*
57984.628	2.099	UVOT	Swift	W2	>21.98	-	0	Evans et al.	*
57984.699	2.170	SIRIUS	IRSF	H	17.52	0.04	0	Utsumi et al.	*
57984.699	2.170	SIRIUS	IRSF	J	17.69	0.04	0	Utsumi et al.	*
57984.699	2.170	SIRIUS	IRSF	Ks	17.61	0.04	0	Utsumi et al.	*
57984.717	2.188	MASTER	SAAO	W	18.40	0.20	0	Lipunov et al.	*
57984.719	2.190	-	KMTNet-SAAO	B	20.45	0.09	0	Troja et al.	*
57984.719	2.190	-	KMTNet-SAAO	I	18.26	0.12	0	Troja et al.	*
57984.719	2.190	-	KMTNet-SAAO	R	18.59	0.05	0	Troja et al.	*
57984.719	2.190	-	KMTNet-SAAO	V	19.25	0.05	0	Troja et al.	*
57984.738	2.209	Sinistro	LCO 1m	r	18.93	0.10	-0.10	Arcavi et al.	*
57984.741	2.212	Sinistro	LCO 1m	r	18.90	0.11	-0.10	Arcavi et al.	*
57984.745	2.216	Sinistro	LCO 1m	i	18.33	0.12	-0.41	Arcavi et al.	*
57984.748	2.219	Sinistro	LCO 1m	i	18.26	0.15	-0.38	Arcavi et al.	*
57984.749	2.220	MASTER	SAAO	R	18.00	0.30	0	Lipunov et al.	*,O
57984.751	2.222	Sinistro	LCO 1m	V	19.06	0.07	0	Arcavi et al.	*
57984.751	2.222	Sinistro	LCO 1m	z	18.25	0.30	-0.58	Arcavi et al.	*
57984.757	2.228	MASTER	SAAO	B	>19.50	-	0	Lipunov et al.	*
57984.758	2.229	Sinistro	LCO 1m	g	19.93	0.21	-0.51	Arcavi et al.	*
57984.758	2.229	Sinistro	LCO 1m	w	19.11	0.06	0	Arcavi et al.	X
57984.761	2.232	Sinistro	LCO 1m	g	19.80	0.20	-1.44	Arcavi et al.	*
57984.761	2.232	Sinistro	LCO 1m	w	19.11	0.06	0	Arcavi et al.	X
57984.761	2.232	GFC	Pan-STARRS	r	18.80	0.07	0	Smartt et al.	*
57984.883	2.354	UVOT	Swift	U	>20.41	-	0	Evans et al.	*
57984.885	2.356	UVOT	Swift	B	>19.31	-	0	Evans et al.	*

Table 3 continued

Table 3 (continued)

MJD	Phase	Instrument	Telescope	Filter	AB Mag ^a	1 σ Err	$\Delta(\text{Mag})^b$	Ref.	Note ^c
57984.890	2.361	UVOT	Swift	W2	>22.16	-	0	Evans et al.	*
57984.895	2.366	UVOT	Swift	V	>18.72	-	0	Evans et al.	*
57984.960	2.431	ROS2	REM	I	18.35	0.10	0	Pian et al.	*
57984.960	2.431	ROS2	REM	g	20.31	0.28	0	Pian et al.	*
57984.960	2.431	ROS2	REM	r	19.18	0.10	0	Pian et al.	*
57984.962	2.433	FourStar	Magellan	Ks	17.55	0.06	0	Drout et al.	*
57984.963	2.433	FourStar	Magellan	J	17.55	0.01	0	Drout et al.	*
57984.968	2.439	FLAMINGOS-2	Gemini-S	H	17.71	0.09	0	Cowperthwaite et al.	*
57984.968	2.439	Sinistro	LCO 1m	r	19.10	0.11	-0.11	Arcavi et al.	*
57984.969	2.440	GROND	LaSilla	H	17.64	0.08	0	Smartt et al.	*
57984.969	2.440	GROND	LaSilla	J	17.73	0.09	0	Smartt et al.	*
57984.969	2.440	GROND	LaSilla	K	17.66	0.10	-0.24	Smartt et al.	*
57984.969	2.440	GROND	LaSilla	g	20.19	0.11	0	Smartt et al.	*
57984.969	2.440	GROND	LaSilla	i	18.58	0.04	0	Smartt et al.	*
57984.969	2.440	GROND	LaSilla	r	19.13	0.17	0	Smartt et al.	*
57984.969	2.440	GROND	LaSilla	z	18.33	0.06	0	Smartt et al.	*
57984.969	2.440	FORS	VLT	r	18.77	0.04	0	Tanvir et al.	*
57984.971	2.442	FourStar	Magellan	H	17.57	0.01	0	Drout et al.	*
57984.971	2.442	EFOC2	NTT	V	19.40	0.11	0	Drout et al.	*
57984.975	2.446	DECam	Blanco/CTIO	Y	17.77	0.03	0	Cowperthwaite et al.	*
57984.975	2.446	Sinistro	LCO 1m	i	18.61	0.15	-0.56	Arcavi et al.	*
57984.976	2.447	DECam	Blanco/CTIO	z	18.18	0.03	0	Cowperthwaite et al.	*
57984.976	2.447	Alta U47+	Prompt5	r	19.34	0.08	0	Valenti et al.	*
57984.976	2.447	DECam	Blanco/CTIO	i	18.38	0.03	0	Cowperthwaite et al.	*
57984.977	2.448	DECam	Blanco/CTIO	r	19.03	0.03	0	Cowperthwaite et al.	*
57984.978	2.449	DECam	Blanco/CTIO	g	20.21	0.05	0	Cowperthwaite et al.	*
57984.978	2.449	Sinistro	LCO 1m	i	18.46	0.10	-0.47	Arcavi et al.	*
57984.978	2.449	Alta U47+	Prompt5	r	19.29	0.12	0	Valenti et al.	*
57984.979	2.450	-	KMTNet/CTIO	B	20.82	0.10	0	Troja et al.	*
57984.979	2.450	-	KMTNet/CTIO	R	18.81	0.05	0	Troja et al.	*
57984.979	2.450	-	KMTNet/CTIO	V	19.51	0.05	0	Troja et al.	*
57984.979	2.450	VIRCAM	VISTA	Ks	17.67	0.03	0	Tanvir et al.	*
57984.980	2.451	-	RC-1000	r	19.12	0.06	0	Pozanenko et al.	*
57984.980	2.451	DECam	Blanco/CTIO	u	22.26	0.16	0	Cowperthwaite et al.	*
57984.980	2.451	FourStar	Magellan	J1	17.52	0.01	0	Drout et al.	*
57984.980	2.451	MASTER	OAFA	W	18.80	0.20	0	Lipunov et al.	*
57984.982	2.453	Sinistro	LCO 1m	z	18.19	0.20	-0.54	Arcavi et al.	*
57984.985	2.456	T80Cam	T80S	r	18.78	0.03	0	Díaz et al.	*

Table 3 continued

Table 3 (continued)

MJD	Phase	Instrument	Telescope	Filter	AB Mag ^a	1 σ Err	$\Delta(\text{Mag})^b$	Ref.	Note ^c
57984.985	2.456	T80Cam	T80S	r	19.15	0.06	0	Díaz et al.	*
57984.988	2.459	DK1.5	VLT	i	18.37	0.03	0	Tanvir et al.	*
57984.988	2.459	Sinistro	LCO 1m	w	19.56	0.07	0	Arcavi et al.	X
57984.989	2.460	-	KMTNet/CTIO	I	18.40	0.13	0	Troja et al.	*
57984.989	2.460	VIRCAM	VISTA	J	17.66	0.02	0	Tanvir et al.	*
57984.990	2.461	DK1.5	DK1.5	z	18.01	0.13	0	Tanvir et al.	*
57984.992	2.463	Sinistro	LCO 1m	w	19.48	0.07	0	Arcavi et al.	X
57984.999	2.470	VIRCAM	VISTA	Y	17.51	0.02	0	Tanvir et al.	*
57985.000	2.471	IMACS	Magellan	V	19.51	0.08	0	Shappee et al.	*
57985.000	2.471	IMACS	Magellan	i	18.36	0.02	0	Shappee et al.	*
57985.002	2.473	Sinistro	LCO 1m	i	18.46	0.10	-0.46	Arcavi et al.	*
57985.006	2.477	Sinistro	LCO 1m	i	18.45	0.11	-0.46	Arcavi et al.	*
57985.008	2.479	1k2k CCD	VIRT	C	18.90	0.28	0.0	Andreoni et al.	X
57985.009	2.480	IMACS	Magellan	r	18.93	0.02	0	Drout et al.	*
57985.010	2.481	Sinistro	LCO 1m	V	19.33	0.18	0	Arcavi et al.	*
57985.016	2.487	Sinistro	LCO 1m	w	19.46	0.06	0	Arcavi et al.	X
57985.016	2.487	EFOSC2	NTT	V	19.53	0.12	0	Drout et al.	*
57985.017	2.488	Sinistro	LCO 1m	g	20.15	0.33	-0.66	Arcavi et al.	*
57985.019	2.490	FLAMINGOS-2	Gemini-S	J	17.76	0.02	0	Kasliwal et al.	*
57985.019	2.490	FLAMINGOS-2	Gemini-S	Ks	17.60	0.04	0	Kasliwal et al.	*
57985.019	2.490	Sinistro	LCO 1m	w	19.36	0.05	0	Arcavi et al.	X
57985.054	2.525	EFOSC2	NTT	V	19.59	0.20	0	Drout et al.	*
57985.054	2.525	EFOSC2	NTT	U	>20.19	-	0	Drout et al.	R
57985.055	2.526	EFOSC2	NTT	U	>19.60	-	0	Smartt et al.	R
57985.055	2.526	EFOSC2	NTT	U	>19.90	-	0	this paper	*,A
57985.184	2.655	UVOT	Swift	B	19.93	0.10	0	Evans et al.	*,O
57985.189	2.660	UVOT	Swift	W2	>22.21	-	0	Evans et al.	*
57985.194	2.665	UVOT	Swift	V	>18.67	-	0	Evans et al.	*
57985.231	2.702	GFC	Pan-STARRS	i	18.44	0.09	0	Smartt et al.	*
57985.231	2.702	GFC	Pan-STARRS	y	18.08	0.11	0	Smartt et al.	*
57985.231	2.702	GFC	Pan-STARRS	z	18.31	0.07	0	Smartt et al.	*
57985.357	2.828	Sinistro	LCO 1m	r	19.36	0.09	-0.15	Arcavi et al.	*
57985.359	2.830	-	KMTNet-SSO	I	18.62	0.10	0	Troja et al.	*
57985.359	2.830	-	KMTNet-SSO	R	19.10	0.05	0	Troja et al.	*
57985.364	2.835	Sinistro	LCO 1m	i	18.53	0.13	-0.50	Arcavi et al.	*
57985.367	2.838	Sinistro	LCO 1m	i	18.62	0.14	-0.57	Arcavi et al.	*
57985.377	2.848	Sinistro	LCO 1m	w	19.68	0.05	0	Arcavi et al.	X
57985.381	2.852	Sinistro	LCO 1m	w	19.61	0.05	0	Arcavi et al.	X

Table 3 continued

Table 3 (continued)

MJD	Phase	Instrument	Telescope	Filter	AB Mag ^a	1 σ Err	$\Delta(\text{Mag})^b$	Ref.	Note ^c
57985.384	2.855	Skymapper	Skymapper	r	19.34	0.08	0	Andreoni et al.	*
57984.385	2.856	Skymapper	Skymapper	g	20.43	0.11	0	Andreoni et al.	*
57985.385	2.856	Sinistro	LCO 1m	V	19.77	0.20	0	Arcavi et al.	*
57985.391	2.862	Sinistro	LCO 1m	i	18.70	0.18	-0.63	Arcavi et al.	*
57985.395	2.866	Sinistro	LCO 1m	i	18.63	0.15	-0.57	Arcavi et al.	*
57985.397	2.868	Skymapper	Skymapper	r	19.37	0.09	0	Andreoni et al.	*
57985.398	2.869	Skymapper	Skymapper	g	20.21	0.12	0	Andreoni et al.	*
57985.405	2.876	Sinistro	LCO 1m	w	19.53	0.07	0	Arcavi et al.	X
57985.408	2.879	Sinistro	LCO 1m	w	19.56	0.08	0	Arcavi et al.	X
57985.479	2.950	zadko	zadko	r	19.18	0.12	0	Andreoni et al.	*
57985.531	3.002	UVOT	Swift	V	>18.72	-	0	Evans et al.	*
57985.550	3.021	UVOT	Swift	W1	>22.05	-	0	Evans et al.	*
57985.554	3.025	UVOT	Swift	B	>19.71	-	0	Evans et al.	*
57985.558	3.029	UVOT	Swift	W2	>22.42	-	0	Evans et al.	*
57985.672	3.143	10k10k ccd	AST3-2	i	>18.67	-	0	Hu et al.	*
57985.699	3.170	SIRIUS	IRSF	H	17.57	0.04	0	Utsumi et al.	*
57985.699	3.170	SIRIUS	IRSF	J	17.78	0.05	0	Utsumi et al.	*
57985.699	3.170	SIRIUS	IRSF	Ks	17.55	0.05	0	Utsumi et al.	*
57985.715	3.186	MASTER	SAAO	W	>19.10	-	0	Lipunov et al.	*
57985.719	3.190	-	KMTNet-SAAO	I	18.73	0.11	0	Troja et al.	*
57985.719	3.190	-	KMTNet-SAAO	R	19.30	0.05	0	Troja et al.	*
57985.726	3.197	Sinistro	LCO 1m	r	19.75	0.12	-0.22	Arcavi et al.	*
57985.730	3.201	MASTER	SAAO	R	>18.60	-	0	Lipunov et al.	*
57985.733	3.204	Sinistro	LCO 1m	i	18.84	0.20	-0.57	Arcavi et al.	*
57985.736	3.207	Sinistro	LCO 1m	i	18.76	0.15	-0.68	Arcavi et al.	*
57985.738	3.209	MASTER	SAAO	B	>19.30	-	0	Lipunov et al.	*
57985.740	3.211	Sinistro	LCO 1m	z	18.42	0.34	-0.72	Arcavi et al.	*
57985.743	3.214	Sinistro	LCO 1m	V	19.89	0.19	0	Arcavi et al.	*
57985.746	3.217	Sinistro	LCO 1m	w	20.13	0.13	0	Arcavi et al.	X
57985.750	3.221	Sinistro	LCO 1m	w	19.99	0.06	0	Arcavi et al.	X
57985.776	3.247	-	1.5B	r	19.52	0.13	0	Smartt et al.	*
57985.969	3.440	EFOSC2	NTT	V	20.54	0.20	0	Drout et al.	*
57985.973	3.444	FourStar	Magellan	J	17.85	0.01	0	Drout et al.	*
57985.973	3.444	-	RC-1000	r	20.04	0.08	0	Pozanenko et al.	*
57985.974	3.445	GROND	LaSilla	H	17.72	0.07	0	Smartt et al.	*
57985.974	3.445	GROND	LaSilla	J	17.95	0.07	0	Smartt et al.	*
57985.974	3.445	GROND	LaSilla	K	17.63	0.10	0	Smartt et al.	*
57985.974	3.445	GROND	LaSilla	g	21.13	0.16	0	Smartt et al.	*

Table 3 continued

Table 3 (continued)

MJD	Phase	Instrument	Telescope	Filter	AB Mag ^a	1 σ Err	$\Delta(\text{Mag})^b$	Ref.	Note ^c
57985.974	3.445	GROND	LaSilla	i	19.03	0.01	0	Smartt et al.	*
57985.974	3.445	GROND	LaSilla	r	19.81	0.02	0	Smartt et al.	*
57985.974	3.445	GROND	LaSilla	z	18.74	0.02	0	Smartt et al.	*
57985.979	3.450	-	KMTNet/CTIO	I	18.87	0.11	0	Troja et al.	*
57985.979	3.450	-	KMTNet/CTIO	R	19.54	0.06	0	Troja et al.	*
57985.979	3.450	VIRCAM	VISTA	Ks	17.54	0.02	0	Tanvir et al.	*
57985.979	3.450	FORS	VLT	r	19.28	0.01	0	Tanvir et al.	*
57985.983	3.454	DECam	Blanco/CTIO	Y	18.05	0.03	0	Cowperthwaite et al.	*
57985.984	3.455	DECam	Blanco/CTIO	z	18.56	0.03	0	Cowperthwaite et al.	*
57985.984	3.455	DECam	Blanco/CTIO	u	23.06	0.32	0	Cowperthwaite et al.	*
57985.984	3.455	DECam	Blanco/CTIO	i	18.73	0.03	0	Cowperthwaite et al.	*
57985.985	3.456	DECam	Blanco/CTIO	r	19.29	0.04	0	Cowperthwaite et al.	*
57985.986	3.457	DECam	Blanco/CTIO	g	20.93	0.08	0	Cowperthwaite et al.	*
57985.989	3.460	VIRCAM	VISTA	Y	17.76	0.01	0	Tanvir et al.	*
57985.989	3.460	VIRCAM	VISTA	J	17.86	0.02	0	Tanvir et al.	*
57985.989	3.460	E2V 4kx4k ccd	Swope	V	20.52	0.12	0	Coulter et al.	*
57985.995	3.466	E2V 4kx4k ccd	Swope	B	21.72	0.13	0	Coulter et al.	*
57986.000	3.471	LDSS	Magellan	z	18.38	0.05	0	Shappee et al.	*
57986.001	3.472	E2V 4kx4k ccd	Swope	g	20.77	0.05	0	Coulter et al.	*
57986.003	3.474	Alta U47+	Prompt5	r	20.18	0.10	0	Valenti et al.	*
57986.005	3.476	E2V 4kx4k ccd	Swope	i	18.92	0.05	0	Coulter et al.	*
57986.008	3.479	E2V 4kx4k ccd	Swope	r	19.82	0.09	0	Coulter et al.	*
57986.016	3.487	EFOSC2	NTT	V	20.55	0.15	0	Drout et al.	*
57986.020	3.491	XS	VLT	g	20.94	0.06	0	Pian et al.	*
57986.020	3.491	XS	VLT	r	19.74	0.02	0	Pian et al.	*
57986.020	3.491	XS	VLT	z	18.30	0.02	0	Pian et al.	*
57986.029	3.500	FLAMINGOS-2	Gemini-S	H	17.72	0.04	0	Kasliwal et al.	R
57986.029	3.500	FLAMINGOS-2	Gemini-S	H	17.69	0.02	0	Troja et al.	R
57986.029	3.500	FLAMINGOS-2	Gemini-S	H	17.70	0.02	0	this paper	*,A
57986.029	3.500	FLAMINGOS-2	Gemini-S	J	17.93	0.06	0	Kasliwal et al.	R
57986.029	3.500	FLAMINGOS-2	Gemini-S	J	17.94	0.02	0	Troja et al.	R
57986.029	3.500	FLAMINGOS-2	Gemini-S	J	17.94	0.02	0	this paper	*,A
57986.029	3.500	FLAMINGOS-2	Gemini-S	Ks	17.61	0.06	0	Kasliwal et al.	R
57986.029	3.500	FLAMINGOS-2	Gemini-S	Ks	17.62	0.02	0	Troja et al.	R
57986.029	3.500	FLAMINGOS-2	Gemini-S	Ks	17.61	0.02	0	this paper	*,A
57986.031	3.502	MASTER	OAFA	W	>19.80	-	0	Lipunov et al.	*
57986.039	3.510	GMOS	Gemini-S	g	20.90	0.01	0	Troja et al.	*
57986.039	3.510	GMOS	Gemini-S	i	18.93	0.01	0	Troja et al.	*

Table 3 continued

Table 3 (continued)

MJD	Phase	Instrument	Telescope	Filter	AB Mag ^a	1 σ Err	$\Delta(\text{Mag})^b$	Ref.	Note ^c
57986.039	3.510	GMOS	Gemini-S	r	19.66	0.01	0	Troja et al.	*
57986.049	3.520	GMOS	Gemini-S	z	18.46	0.01	0	Troja et al.	*
57986.053	3.524	EFOSC2	NTT	V	20.68	0.31	0	Drout et al.	*
57986.180	3.651	UVOT	Swift	B	>19.37	-	0	Evans et al.	*
57986.191	3.662	UVOT	Swift	V	>18.95	-	0	Evans et al.	*
57986.236	3.707	GFC	Pan-STARRS	i	>17.80	-	0	Smartt et al.	*
57986.236	3.707	GFC	Pan-STARRS	y	>17.70	-	0	Smartt et al.	*
57986.236	3.707	GFC	Pan-STARRS	z	18.10	0.30	0	Smartt et al.	*,O
57986.359	3.830	-	KMTNet-SSO	I	19.00	0.10	0	Troja et al.	*
57986.359	3.830	-	KMTNet-SSO	R	19.64	0.09	0	Troja et al.	*
57986.494	3.965	zadko	zadko	r	19.86	0.21	0.0	Andreoni et al.	*
57986.651	4.122	10k10k ccd	AST3-2	i	>18.38	-	0	Hu et al.	*
57986.709	4.180	SIRIUS	IRSF	H	17.77	0.04	0	Utsumi et al.	*
57986.709	4.180	SIRIUS	IRSF	J	18.13	0.12	0	Utsumi et al.	*
57986.709	4.180	SIRIUS	IRSF	Ks	17.57	0.07	0	Utsumi et al.	*
57986.715	4.186	Sinistro	LCO 1m	r	20.30	0.31	-0.39	Arcavi et al.	*
57986.718	4.189	MASTER	SAAO	W	>20.00	-	0	Lipunov et al.	*
57986.719	4.190	-	KMTNet-SAAO	I	19.23	0.10	0	Troja et al.	*
57986.719	4.190	-	KMTNet-SAAO	R	19.94	0.06	0	Troja et al.	*
57986.758	4.229	MASTER	SAAO	R	>19.50	-	0	Lipunov et al.	*
57986.810	4.281	MASTER	SAAO	B	>19.00	-	0	Lipunov et al.	*
57986.969	4.440	-	KMTNet/CTIO	I	19.22	0.10	0	Troja et al.	*
57986.969	4.440	-	KMTNet/CTIO	R	20.12	0.08	0	Troja et al.	*
57986.969	4.440	Sinistro	LCO 1m	r	20.25	0.28	-0.37	Arcavi et al.	*
57986.970	4.441	FORS2	VLT	R	20.24	0.06	0	Pian et al.	*
57986.973	4.444	FLAMINGOS-2	Gemini-S	H	17.92	0.10	0	Cowperthwaite et al.	*
57986.974	4.445	GROND	LaSilla	H	18.02	0.10	0	Smartt et al.	*
57986.974	4.445	GROND	LaSilla	J	18.17	0.07	0	Smartt et al.	*
57986.974	4.445	GROND	LaSilla	K	17.53	0.11	-0.21	Smartt et al.	*
57986.974	4.445	GROND	LaSilla	g	21.58	0.22	0	Smartt et al.	*
57986.974	4.445	GROND	LaSilla	i	19.51	0.04	0	Smartt et al.	*
57986.974	4.445	GROND	LaSilla	r	20.53	0.05	0	Smartt et al.	*
57986.974	4.445	GROND	LaSilla	z	19.07	0.06	0	Smartt et al.	*
57986.975	4.446	DECam	Blanco/CTIO	Y	18.35	0.03	0	Cowperthwaite et al.	*
57986.978	4.449	DECam	Blanco/CTIO	z	18.81	0.03	0	Cowperthwaite et al.	*
57986.979	4.450	VIRCAM	VISTA	Ks	17.60	0.02	0	Tanvir et al.	*
57986.980	4.451	VIMOS	VLT	z	18.73	0.01	0	Tanvir et al.	*
57986.980	4.451	DECam	Blanco/CTIO	i	19.22	0.03	0	Cowperthwaite et al.	*

Table 3 continued

Table 3 (continued)

MJD	Phase	Instrument	Telescope	Filter	AB Mag ^a	1σ Err	$\Delta(\text{Mag})^b$	Ref.	Note ^c
57986.981	4.452	-	RC-1000	R	20.14	0.12	0	Pozanenko et al.	*
57986.984	4.455	DECam	Blanco/CTIO	r	20.25	0.05	0	Cowperthwaite et al.	*
57986.988	4.459	E2V 4kx4k ccd	Swope	i	19.39	0.04	0	Coulter et al.	*
57986.989	4.460	VIRCAM	VISTA	Y	18.07	0.02	0	Tanvir et al.	*
57986.989	4.460	VIRCAM	VISTA	J	18.08	0.03	0	Tanvir et al.	*
57986.989	4.460	VIMOS	VLT	r	19.86	0.01	0	Tanvir et al.	*,O
57986.991	4.462	DECam	Blanco/CTIO	g	21.73	0.11	0	Cowperthwaite et al.	*
57986.992	4.463	Sinistro	LCO 1m	w	20.64	0.09	0	Arcavi et al.	X
57986.997	4.467	E2V 4kx4k ccd	Swope	r	20.58	0.12	0	Coulter et al.	*
57987.000	4.471	LDSS	Magellan	V	21.85	0.22	0	Shappee et al.	*,O
57987.000	4.471	FORS2	VLT	z	18.93	0.03	0	Pian et al.	*
57987.004	4.475	Alta U47+	Prompt5	r	20.92	0.12	0	Valenti et al.	*,O
57987.004	4.475	E2V 4kx4k ccd	Swope	g	21.75	0.10	0	Coulter et al.	*
57987.010	4.481	FORS2	VLT	I	19.28	0.06	0	Pian et al.	*
57987.019	4.490	LDSS	Magellan	g	21.78	0.06	0	Drout et al.	*
57987.020	4.491	FORS2	VLT	B	22.73	0.13	0	Pian et al.	*
57987.020	4.491	FORS2	VLT	V	21.08	0.05	0	Pian et al.	*
57987.022	4.493	LDSS	Magellan	B	22.52	0.14	0	Drout et al.	*
57987.039	4.510	FLAMINGOS-2	Gemini-S	Ks	17.72	0.09	0	Kasliwal et al.	*
57987.049	4.520	FLAMINGOS-2	Gemini-S	H	18.02	0.07	0	Kasliwal et al.	*
57987.049	4.520	FLAMINGOS-2	Gemini-S	J	18.15	0.06	0	Kasliwal et al.	*
57987.236	4.707	GFC	Pan-STARRS	z	>18.80	-	0	Smartt et al.	*
57987.319	4.790	WFC3/IR	HST	F110W	18.26	0.01	0	Tanvir et al.	R
57987.319	4.790	WFC3/IR	HST	F110W	18.43	0.03	0	Troja et al.	*,R
57987.358	4.829	Sinistro	LCO 1m	r	20.69	0.33	-0.62	Arcavi et al.	*
57987.359	4.830	-	KMTNet-SSO	I	19.52	0.13	0	Troja et al.	*
57987.359	4.830	-	KMTNet-SSO	R	20.33	0.05	0	Troja et al.	*
57987.382	4.853	Skymapper	Skymapper	r	>20.51	-	0	Andreoni et al.	*
57987.383	4.854	Skymapper	Skymapper	g	>20.60	-	0	Andreoni et al.	*
57987.394	4.865	Skymapper	Skymapper	r	>20.47	-	0	Andreoni et al.	*
57987.395	4.866	Skymapper	Skymapper	g	>20.66	-	0	Andreoni et al.	*
57987.452	4.923	WFC3/IR	HST	F160W	18.06	0.03	0	Tanvir et al.	R
57987.452	4.923	WFC3/IR	HST	F160W	18.12	0.03	0	Troja et al.	R
57987.452	4.923	WFC3/IR	HST	F160W	18.09	0.03	0	this paper	*,A
57987.475	4.946	UVOT	Swift	U	>20.85	-	0	Evans et al.	*
57987.482	4.953	UVOT	Swift	M2	>22.47	-	0	Evans et al.	*
57987.490	4.961	zadko	zadko	r	20.23	0.23	0.0	Andreoni et al.	*,O
57987.709	5.180	SIRIUS	IRSF	H	17.94	0.05	0	Utsumi et al.	*

Table 3 continued

Table 3 (continued)

MJD	Phase	Instrument	Telescope	Filter	AB Mag ^a	1 σ Err	$\Delta(\text{Mag})^b$	Ref.	Note ^c
57987.709	5.180	SIRIUS	IRSF	J	18.31	0.06	0	Utsumi et al.	*
57987.709	5.180	SIRIUS	IRSF	Ks	17.68	0.04	0	Utsumi et al.	*
57987.719	5.190	-	KMTNet-SAAO	I	19.68	0.10	0	Troja et al.	*
57987.719	5.190	-	KMTNet-SAAO	R	20.64	0.07	0	Troja et al.	*
57987.849	5.320	WFC3/UVIS	HST	F336W	24.97	0.11	0	Kasliwal et al.	*
57987.849	5.320	WFC3/UVIS	HST	F336W	25.05	0.11	0	Kasliwal et al.	*
57987.879	5.350	WFC3/UVIS	HST	F336W	25.18	0.11	0	Kasliwal et al.	*
57987.969	5.440	FORS	VLT	r	20.39	0.03	0	Tanvir et al.	*
57987.971	5.442	LDSS	Magellan	z	19.08	0.12	0	Drout et al.	*
57987.975	5.446	DECam	Blanco/CTIO	Y	18.83	0.18	0	Cowperthwaite et al.	*
57987.977	5.448	DECam	Blanco/CTIO	z	19.17	0.11	0	Cowperthwaite et al.	*
57987.979	5.450	DECam	Blanco/CTIO	i	19.55	0.18	0	Cowperthwaite et al.	*
57987.983	5.454	DECam	Blanco/CTIO	r	20.79	0.24	0	Cowperthwaite et al.	*
57987.990	5.461	OmegaCam	VST	g	22.51	0.12	0	Pian et al.	*
57987.990	5.461	DECam	Blanco/CTIO	g	22.03	0.42	0	Cowperthwaite et al.	*
57988.002	5.473	E2V 4kx4k ccd	Swope	i	20.27	0.12	0	Coulter et al.	*,O
57988.020	5.491	XS	VLT	r	20.74	0.03	0	Pian et al.	*
57988.020	5.491	XS	VLT	z	19.16	0.03	0	Pian et al.	*
57988.234	5.705	GFC	Pan-STARRS	y	18.95	0.44	0	Smartt et al.	*
57988.359	5.830	-	KMTNet-SSO	R	20.95	0.07	0	Troja et al.	*
57988.369	5.840	-	KMTNet-SSO	I	19.99	0.14	0	Troja et al.	*
57988.438	5.909	UVOT	Swift	B	>19.50	-	0	Evans et al.	*
57988.445	5.916	UVOT	Swift	V	>18.54	-	0	Evans et al.	*
57988.481	5.952	zadko	zadko	r	>20.60	-	0.0	Andreoni et al.	*
57988.729	6.200	-	KMTNet-SAAO	I	20.31	0.11	0	Troja et al.	*
57988.729	6.200	SIRIUS	IRSF	H	18.12	0.04	0	Utsumi et al.	*
57988.729	6.200	SIRIUS	IRSF	H	18.60	0.18	0	Kasliwal et al.	*
57988.729	6.200	SIRIUS	IRSF	J	18.36	0.05	0	Utsumi et al.	*
57988.729	6.200	SIRIUS	IRSF	J	18.65	0.19	0	Kasliwal et al.	*
57988.729	6.200	SIRIUS	IRSF	Ks	17.69	0.03	0	Utsumi et al.	*
57988.729	6.200	SIRIUS	IRSF	Ks	18.01	0.10	0	Kasliwal et al.	*
57988.970	6.441	OmegaCam	VST	i	20.33	0.09	0	Pian et al.	*
57988.974	6.445	DECam	Blanco/CTIO	Y	19.06	0.31	0	Cowperthwaite et al.	*
57988.979	6.450	VISIR	VLT	J8.9	>8.26	-	0	Kasliwal et al.	*
57988.980	6.451	FORS2	VLT	I	20.14	0.07	0	Pian et al.	*
57988.980	6.451	OmegaCam	VST	r	21.31	0.07	0	Pian et al.	*
57988.980	6.451	FORS2	VLT	z	19.63	0.04	0	Pian et al.	*
57988.985	6.456	DECam	Blanco/CTIO	r	20.95	0.35	0	Cowperthwaite et al.	*

Table 3 continued

Table 3 (continued)

MJD	Phase	Instrument	Telescope	Filter	AB Mag ^a	1 σ Err	$\Delta(\text{Mag})^b$	Ref.	Note ^c
57988.989	6.460	VIRCAM	VISTA	Ks	17.84	0.03	0	Tanvir et al.	*
57988.996	6.467	DECAM	Blanco/CTIO	g	22.08	0.52	0	Cowperthwaite et al.	*
57988.999	6.470	VIRCAM	VISTA	Y	18.71	0.04	0	Tanvir et al.	*
57988.999	6.470	VIRCAM	VISTA	J	18.74	0.04	0	Tanvir et al.	*
57989.000	6.471	FORS2	VLT	R	21.27	0.11	0	Pian et al.	*
57989.020	6.491	FORS2	VLT	B	23.81	0.25	0	Pian et al.	*
57989.020	6.491	FORS2	VLT	V	22.36	0.16	0	Pian et al.	*
57989.230	6.701	GFC	Pan-STARRS	y	19.31	0.43	0	Smartt et al.	*
57989.234	6.705	LRIS	Keck-I	I	20.83	0.09	0	Drout et al.	*
57989.235	6.706	LRIS	Keck-I	g	>22.20	-	0	Drout et al.	*
57989.369	6.840	-	KMTNet-SSO	I	20.39	0.12	0	Troja et al.	*
57989.699	7.170	SIRIUS	IRSF	H	18.51	0.05	0	Utsumi et al.	*
57989.699	7.170	SIRIUS	IRSF	H	18.53	0.17	0	Kasliwal et al.	*
57989.699	7.170	SIRIUS	IRSF	J	18.95	0.32	0	Kasliwal et al.	*
57989.699	7.170	SIRIUS	IRSF	J	18.98	0.08	0	Utsumi et al.	*
57989.699	7.170	SIRIUS	IRSF	Ks	17.95	0.04	0	Utsumi et al.	*
57989.699	7.170	SIRIUS	IRSF	Ks	18.02	0.12	0	Kasliwal et al.	*
57989.729	7.200	-	KMTNet-SAAO	I	20.89	0.13	0	Troja et al.	*
57989.769	7.240	WFC3/IR	HST	F110W	19.06	0.01	0	Tanvir et al.	R
57989.769	7.240	WFC3/IR	HST	F110W	19.37	0.04	0	Troja et al.	*,R
57989.966	7.437	FLAMINGOS-2	Gemini-S	H	18.79	0.14	0	Cowperthwaite et al.	*
57989.969	7.440	ANDICAM	1.3m/CTIO	K	18.06	0.17	0	Kasliwal et al.	*
57989.970	7.441	LDSS	Magellan	z	19.87	0.07	0	Drout et al.	*
57989.973	7.444	DECAM	Blanco/CTIO	Y	19.44	0.05	0	Cowperthwaite et al.	*
57989.979	7.450	VIRCAM	VISTA	Ks	17.95	0.04	0	Tanvir et al.	*
57989.979	7.450	DECAM	Blanco/CTIO	z	19.89	0.05	0	Cowperthwaite et al.	*
57989.982	7.453	DECAM	Blanco/CTIO	i	20.54	0.05	0	Cowperthwaite et al.	*
57989.983	7.454	GROND	LaSilla	H	18.74	0.06	0	Smartt et al.	*
57989.983	7.454	GROND	LaSilla	J	19.26	0.28	0	Smartt et al.	*
57989.983	7.454	GROND	LaSilla	K	18.04	0.12	-0.36	Smartt et al.	*
57989.983	7.454	GROND	LaSilla	g	>20.50	-	0	Smartt et al.	*
57989.983	7.454	GROND	LaSilla	i	>20.50	-	0	Smartt et al.	*
57989.983	7.454	GROND	LaSilla	r	>20.60	-	0	Smartt et al.	*
57989.983	7.454	GROND	LaSilla	z	>19.70	-	0	Smartt et al.	*
57989.987	7.458	DECAM	Blanco/CTIO	r	21.23	0.11	0	Cowperthwaite et al.	*
57989.989	7.460	VIRCAM	VISTA	J	19.07	0.08	0	Tanvir et al.	*
57989.990	7.461	E2V 4kx4k ccd	Swope	i	21.42	0.18	0	Coulter et al.	*,O
57989.996	7.467	-	RC-1000	r	>21.00	-	0	Pozanenko et al.	*

Table 3 continued

Table 3 (continued)

MJD	Phase	Instrument	Telescope	Filter	AB Mag ^a	1 σ Err	$\Delta(\text{Mag})^b$	Ref.	Note ^c
57989.997	7.468	DECam	Blanco/CTIO	g	23.28	0.34	0	Cowperthwaite et al.	*
57989.999	7.470	VIRCAM	VISTA	Y	19.24	0.07	0	Tanvir et al.	*
57990.004	7.475	Alta U47+	Prompt5	r	>20.89	-	0	Valenti et al.	*
57990.030	7.501	LDSS	Magellan	B	23.85	0.31	0	Drout et al.	*
57990.039	7.510	GMOS	Gemini-S	i	20.91	0.03	0	Troja et al.	*
57990.039	7.510	GMOS	Gemini-S	r	21.74	0.04	0	Troja et al.	*
57990.229	7.700	HSC	Subaru	z	20.21	0.04	0	Utsumi et al.	*
57990.230	7.701	GFC	Pan-STARRS	y	>18.90	-	0	Smartt et al.	*
57990.585	8.056	WFC3/UVIS	HST	F606W	22.49	0.17	0	Troja et al.	*
57990.645	8.116	WFC3/UVIS	HST	F475W	23.14	0.02	0	Tanvir et al.	R
57990.645	8.116	WFC3/UVIS	HST	F475W	23.66	0.42	0	Troja et al.	R
57990.645	8.116	WFC3/UVIS	HST	F475W	23.14	0.02	0	this paper	*,A
57990.968	8.439	GROND	LaSilla	H	19.26	0.26	0	Smartt et al.	*
57990.968	8.439	GROND	LaSilla	J	19.64	0.11	0	Smartt et al.	*
57990.968	8.439	GROND	LaSilla	K	18.35	0.16	-0.51	Smartt et al.	*
57990.968	8.439	GROND	LaSilla	g	>22.20	-	0	Smartt et al.	*
57990.968	8.439	GROND	LaSilla	i	>21.10	-	0	Smartt et al.	*
57990.968	8.439	GROND	LaSilla	r	>21.70	-	0	Smartt et al.	*
57990.968	8.439	GROND	LaSilla	z	>21.50	-	0	Smartt et al.	*
57990.972	8.443	VIMOS	VLT	z	20.28	0.03	0	Tanvir et al.	*
57990.972	8.443	LDSS	Magellan	z	20.40	0.07	0	Drout et al.	*
57990.973	8.444	DECam	Blanco/CTIO	Y	20.06	0.07	0	Cowperthwaite et al.	*
57990.979	8.450	ANDICAM	1.3m/CTIO	K	18.44	0.18	0	Kasliwal et al.	*
57990.979	8.450	VIRCAM	VISTA	Ks	18.25	0.03	0	Tanvir et al.	*
57990.979	8.450	VIRCAM	VISTA	J	19.69	0.09	0	Tanvir et al.	*
57990.980	8.451	EFOSC2	NTT	g	>21.00	-	0	Smartt et al.	*
57990.980	8.451	EFOSC2	NTT	i	>21.10	-	0	Smartt et al.	*
57990.980	8.451	EFOSC2	NTT	r	>21.40	-	0	Smartt et al.	*
57990.980	8.451	EFOSC2	NTT	z	>20.40	-	0	Smartt et al.	*
57990.980	8.451	FLAMINGOS-2	Gemini-S	H	19.22	0.18	0	Cowperthwaite et al.	*
57990.983	8.454	DECam	Blanco/CTIO	z	20.40	0.06	0	Cowperthwaite et al.	*
57990.988	8.459	DECam	Blanco/CTIO	i	20.72	0.06	0	Cowperthwaite et al.	*
57990.989	8.460	VIRCAM	VISTA	Y	19.67	0.09	0	Tanvir et al.	*
57990.989	8.460	VIMOS	VLT	r	21.75	0.05	0	Tanvir et al.	*
57990.990	8.461	FORS2	VLT	I	21.13	0.12	0	Pian et al.	*
57990.990	8.461	FORS2	VLT	z	20.61	0.09	0	Pian et al.	*
57990.997	8.468	DECam	Blanco/CTIO	r	21.95	0.18	0	Cowperthwaite et al.	*
57991.000	8.471	FORS2	VLT	R	22.50	0.24	0	Pian et al.	*

Table 3 continued

Table 3 (continued)

MJD	Phase	Instrument	Telescope	Filter	AB Mag ^a	1 σ Err	$\Delta(\text{Mag})^b$	Ref.	Note ^c
57991.004	8.475	Alta U47+	Prompt5	r	>20.37	-	0	Valenti et al.	*
57991.010	8.481	FORS2	VLT	V	23.15	0.26	0	Pian et al.	*
57991.034	8.505	LDSS	Magellan	g	>22.64	-	0	Drout et al.	*
57991.709	9.180	SIRIUS	IRSF	H	18.83	0.23	0	Kasliwal et al.	*
57991.709	9.180	SIRIUS	IRSF	H	18.90	0.09	0	Utsumi et al.	*
57991.709	9.180	SIRIUS	IRSF	J	>18.87	-	0	Kasliwal et al.	*
57991.709	9.180	SIRIUS	IRSF	J	19.32	0.08	0	Utsumi et al.	o
57991.709	9.180	SIRIUS	IRSF	Ks	18.25	0.21	0	Kasliwal et al.	*
57991.709	9.180	SIRIUS	IRSF	Ks	18.34	0.06	0	Utsumi et al.	*
57991.956	9.427	WFC3/IR	HST	F160W	19.60	0.06	0	Tanvir et al.	R
57991.956	9.427	WFC3/IR	HST	F160W	19.77	0.07	0	Troja et al.	*,R
57991.959	9.430	FLAMINGOS-2	Gemini-S	H	19.62	0.15	0	Cowperthwaite et al.	R
57991.959	9.430	FLAMINGOS-2	Gemini-S	H	19.68	0.08	0	Kasliwal et al.	R
57991.959	9.430	FLAMINGOS-2	Gemini-S	H	19.67	0.08	0	this paper	*,A
57991.959	9.430	FLAMINGOS-2	Gemini-S	J	20.57	0.20	0	Kasliwal et al.	*
57991.959	9.430	FLAMINGOS-2	Gemini-S	Ks	18.50	0.08	0	Kasliwal et al.	*
57991.969	9.440	ANDICAM	1.3m/CTIO	K	18.43	0.17	0	Kasliwal et al.	*
57991.969	9.440	GROND	LaSilla	H	19.66	0.14	0	Smartt et al.	*
57991.969	9.440	GROND	LaSilla	J	20.23	0.10	0	Smartt et al.	*
57991.969	9.440	GROND	LaSilla	K	18.46	0.20	-0.57	Smartt et al.	*
57991.974	9.445	VIMOS	VLT	z	20.85	0.04	0	Tanvir et al.	*
57991.974	9.445	DECam	Blanco/CTIO	Y	20.78	0.11	0	Cowperthwaite et al.	*
57991.979	9.450	VIRCAM	VISTA	Ks	18.49	0.05	0	Tanvir et al.	*
57991.979	9.450	VIRCAM	VISTA	J	20.06	0.14	0	Tanvir et al.	*
57991.989	9.460	VIRCAM	VISTA	Y	20.09	0.14	0	Tanvir et al.	*
57991.989	9.460	Alta U47+	Prompt5	r	>19.90	-	0	Valenti et al.	*
57991.989	9.460	VIMOS	VLT	r	22.20	0.04	0	Tanvir et al.	*
57991.991	9.462	FORS	VLT	z	20.69	0.11	0	Tanvir et al.	*
57991.994	9.465	DECam	Blanco/CTIO	z	21.19	0.07	0	Cowperthwaite et al.	*
57992.000	9.471	DECam	Blanco/CTIO	i	21.37	0.06	0	Cowperthwaite et al.	*
57992.099	9.570	NICFPs	APO	Ks	>17.99	-	0	Kasliwal et al.	*
57992.119	9.590	WHIRC	Palomar5m	Ks	>17.64	-	0	Kasliwal et al.	*
57992.282	9.753	WFC3/IR	HST	F110W	20.57	0.04	0	Cowperthwaite et al.	*
57992.296	9.767	WFC3/IR	HST	F160W	19.89	0.04	0	Cowperthwaite et al.	*
57992.348	9.819	WFC3/UVIS1	HST	F336W	26.92	0.27	0	Cowperthwaite et al.	*
57992.433	9.904	ACS/WFC	HST	F475W	23.95	0.06	0	Cowperthwaite et al.	*
57992.498	9.969	ACS/WFC	HST	F625W	22.88	0.07	0	Cowperthwaite et al.	*
57992.561	10.032	ACS/WFC	HST	F775W	22.35	0.08	0	Cowperthwaite et al.	*

Table 3 continued

Table 3 (continued)

MJD	Phase	Instrument	Telescope	Filter	AB Mag ^a	1 σ Err	$\Delta(\text{Mag})^b$	Ref.	Note ^c
57992.573	10.044	ACS/WFC	HST	F850W	21.53	0.05	0	Cowperthwaite et al.	*
57992.959	10.430	FLAMINGOS-2	Gemini-S	Ks	18.77	0.07	0	Kasliwal et al.	*
57992.969	10.440	FLAMINGOS-2	Gemini-S	H	19.63	0.08	0	Kasliwal et al.	*
57992.969	10.440	FLAMINGOS-2	Gemini-S	J	21.33	0.30	0	Kasliwal et al.	*
57992.969	10.440	ANDICAM	1.3m/CTIO	K	18.91	0.19	0	Kasliwal et al.	*
57992.975	10.446	DECam	Blanco/CTIO	Y	21.67	0.21	0	Cowperthwaite et al.	*
57992.975	10.446	EFOSC2	NTT	J	21.02	0.22	0	Smartt et al.	*
57992.978	10.449	FLAMINGOS-2	Gemini-S	Ks	18.43	0.25	0	Cowperthwaite et al.	*
57992.979	10.450	VIRCAM	VISTA	Ks	18.74	0.06	0	Tanvir et al.	*
57992.980	10.451	FORS2	VLT	z	22.01	0.21	0	Pian et al.	*
57992.981	10.452	FLAMINGOS-2	Gemini-S	H	20.04	0.15	0	Cowperthwaite et al.	*
57992.987	10.458	DECam	Blanco/CTIO	z	22.06	0.13	0	Cowperthwaite et al.	*
57992.989	10.460	VIRCAM	VISTA	J	20.94	0.35	0	Tanvir et al.	*
57992.989	10.460	VIMOS	VLT	r	22.45	0.07	0	Tanvir et al.	*
57992.990	10.461	FORS2	VLT	I	22.05	0.29	0	Pian et al.	*
57993.000	10.471	DECam	Blanco/CTIO	i	22.38	0.10	0	Cowperthwaite et al.	*
57993.010	10.481	FORS2	VLT	R	23.38	0.28	0	Pian et al.	*
57993.010	10.481	FORS2	VLT	V	23.76	0.28	0	Pian et al.	*
57993.016	10.487	GROND	LaSilla	H	20.17	0.34	0	Smartt et al.	*
57993.016	10.487	GROND	LaSilla	K	18.71	0.22	-0.79	Smartt et al.	*
57993.079	10.550	WFC3/IR	HST	F110W	20.82	0.02	0	Tanvir et al.	R
57993.079	10.550	WFC3/IR	HST	F110W	21.37	0.12	0	Troja et al.	*,R
57993.148	10.619	WFC3/IR	HST	F160W	20.28	0.09	0	Tanvir et al.	R
57993.148	10.619	WFC3/IR	HST	F160W	20.45	0.10	0	Troja et al.	R
57993.148	10.619	WFC3/IR	HST	F160W	20.36	0.09	0	this paper	*,A
57993.387	10.858	Skymapper	Skymapper	r	>19.36	-	0.0	Andreoni et al.	*
57993.388	10.859	Skymapper	Skymapper	g	>19.53	-	0.0	Andreoni et al.	*
57993.400	10.871	Skymapper	Skymapper	r	>19.39	-	0.0	Andreoni et al.	*
57993.401	10.872	Skymapper	Skymapper	g	>19.50	-	0.0	Andreoni et al.	*
57993.699	11.170	SIRIUS	IRSF	H	>18.43	-	0	Kasliwal et al.	*
57993.699	11.170	SIRIUS	IRSF	H	19.53	0.21	0	Utsumi et al.	*
57993.699	11.170	SIRIUS	IRSF	J	>18.37	-	0	Kasliwal et al.	*
57993.699	11.170	SIRIUS	IRSF	Ks	>18.48	-	0	Kasliwal et al.	*
57993.699	11.170	SIRIUS	IRSF	Ks	18.64	0.12	0	Utsumi et al.	*
57993.814	11.285	WFC3/UVIS	HST	F606W	23.77	0.38	0	Troja et al.	*
57993.829	11.300	WFC3/UVIS	HST	F475W	24.08	0.05	0	Tanvir et al.	R
57993.829	11.300	WFC3/UVIS	HST	F475W	24.75	0.69	0	Troja et al.	R
57993.829	11.300	WFC3/UVIS	HST	F475W	24.08	0.05	0	this paper	*,A

Table 3 continued

Table 3 (continued)

MJD	Phase	Instrument	Telescope	Filter	AB Mag ^a	1 σ Err	$\Delta(\text{Mag})^b$	Ref.	Note ^c
57993.940	11.411	WFC3/UVIS	HST	F475W	23.96	0.05	0	Tanvir et al.	R
57993.940	11.411	WFC3/UVIS	HST	F475W	24.55	0.64	0	Troja et al.	R
57993.940	11.411	WFC3/UVIS	HST	F475W	23.96	0.05	0	this paper	*,A
57993.957	11.428	WFC3/UVIS	HST	F814W	22.32	0.02	0	Tanvir et al.	R
57993.957	11.428	WFC3/UVIS	HST	F814W	22.58	0.34	0	Troja et al.	R
57993.957	11.428	WFC3/UVIS	HST	F814W	22.32	0.02	0	this paper	*,A
57993.960	11.431	EFOSC2	NTT	H	20.05	0.20	0	Smartt et al.	*
57993.968	11.439	WFC3/UVIS	HST	F606W	23.66	0.36	0	Troja et al.	R
57993.968	11.439	WFC3/UVIS	HST	F606W	23.09	0.03	0	Tanvir et al.	R
57993.968	11.439	WFC3/UVIS	HST	F606W	23.09	0.03	0	this paper	*,A
57993.969	11.440	ANDICAM	1.3m/CTIO	K	>19.11	-	0	Kasliwal et al.	*
57993.979	11.450	FLAMINGOS-2	Gemini-S	Ks	19.03	0.17	0	Cowperthwaite et al.	R
57993.979	11.450	FLAMINGOS-2	Gemini-S	Ks	19.41	0.09	0	Kasliwal et al.	R,O
57993.979	11.450	FLAMINGOS-2	Gemini-S	Ks	18.99	0.05	0	Troja et al.	R
57993.979	11.450	FLAMINGOS-2	Gemini-S	Ks	18.99	0.05	0	this paper	*,A
57993.980	11.451	FORS2	VLT	z	22.82	0.47	0	Pian et al.	*
57993.989	11.460	FLAMINGOS-2	Gemini-S	H	>20.63	-	0	Kasliwal et al.	R
57993.989	11.460	FLAMINGOS-2	Gemini-S	H	20.24	0.18	0	Troja et al.	*,R
57993.989	11.460	FLAMINGOS-2	Gemini-S	J	>21.07	-	0	Kasliwal et al.	R,O
57993.989	11.460	FLAMINGOS-2	Gemini-S	J	20.35	0.12	0	Troja et al.	*,R
57993.989	11.460	VIRCAM	VISTA	J	21.16	0.40	0	Tanvir et al.	*
57993.997	11.468	SOFI	NTT	H	19.64	0.14	0	Drout et al.	*
57994.000	11.471	FORS2	VLT	I	23.00	0.31	0	Pian et al.	*
57994.029	11.500	WFC3/UVIS	HST	F225W	>26.04	-	0	Kasliwal et al.	*
57994.029	11.500	WFC3/UVIS	HST	F275W	>26.13	-	0	Kasliwal et al.	*
57994.029	11.500	WFC3/UVIS	HST	F336W	>26.37	-	0	Kasliwal et al.	*
57994.962	12.433	FourStar	Magellan	Ks	19.36	0.09	0	Drout et al.	*
57994.969	12.440	FLAMINGOS-2	Gemini-S	Ks	19.42	0.16	0	Cowperthwaite et al.	R
57994.969	12.440	FLAMINGOS-2	Gemini-S	Ks	19.44	0.08	0	Kasliwal et al.	R
57994.969	12.440	FLAMINGOS-2	Gemini-S	Ks	19.46	0.04	0	Troja et al.	R
57994.969	12.440	FLAMINGOS-2	Gemini-S	Ks	19.45	0.04	0	this paper	*,A
57994.969	12.440	VIMOS	VLT	r	23.12	0.31	0	Tanvir et al.	*
57994.979	12.450	FLAMINGOS-2	Gemini-S	H	20.99	0.21	0	Troja et al.	R
57994.979	12.450	FLAMINGOS-2	Gemini-S	H	20.57	0.19	0	Kasliwal et al.	R
57994.979	12.450	FLAMINGOS-2	Gemini-S	H	20.76	0.19	0	this paper	*,A
57994.985	12.456	SOFI	NTT	Ks	19.32	0.09	0	Drout et al.	*
57994.989	12.460	FLAMINGOS-2	Gemini-S	J	>21.55	-	0	Kasliwal et al.	*
57994.989	12.460	VIRCAM	VISTA	Ks	19.34	0.08	0	Tanvir et al.	*

Table 3 continued

Table 3 (continued)

MJD	Phase	Instrument	Telescope	Filter	AB Mag ^a	1 σ Err	$\Delta(\text{Mag})^b$	Ref.	Note ^c
57995.388	12.859	Skymapper	Skymapper	g	>19.36	-	0	Andreoni et al.	*
57995.389	12.860	Skymapper	Skymapper	r	>19.32	-	0	Andreoni et al.	*
57995.401	12.872	Skymapper	Skymapper	g	>19.24	-	0	Andreoni et al.	*
57995.959	13.430	FLAMINGOS-2	Gemini-S	Ks	19.63	0.23	0	Cowperthwaite et al.	R
57995.959	13.430	FLAMINGOS-2	Gemini-S	Ks	19.84	0.09	0	Kasliwal et al.	R
57995.959	13.430	FLAMINGOS-2	Gemini-S	Ks	19.81	0.09	0	this paper	*,A
57995.961	13.432	EFOSC2	NTT	K	19.67	0.14	0	Smartt et al.	*
57995.962	13.433	FourStar	Magellan	H	>20.50	-	0	Drout et al.	*
57995.969	13.440	VIMOS	VLT	z	22.30	0.28	0	Tanvir et al.	*
57995.978	13.449	FourStar	Magellan	Ks	19.52	0.09	0	Drout et al.	*
57995.979	13.450	FLAMINGOS-2	Gemini-S	H	21.48	0.30	0	Kasliwal et al.	R
57995.979	13.450	FLAMINGOS-2	Gemini-S	H	21.01	0.14	0	Troja et al.	R
57995.979	13.450	FLAMINGOS-2	Gemini-S	H	21.09	0.14	0	this paper	*,A
57995.989	13.460	FLAMINGOS-2	Gemini-S	J	>21.94	-	0	Kasliwal et al.	*
57995.990	13.461	SOFI	NTT	Ks	19.43	0.09	0	Drout et al.	*
57996.799	14.270	MOIRCS	Subaru	Ks	19.35	0.04	0	Utsumi et al.	O
57996.974	14.445	FLAMINGOS-2	Gemini-S	Ks	19.90	0.21	0	Cowperthwaite et al.	R
57996.974	14.445	FLAMINGOS-2	Gemini-S	Ks	20.06	0.10	0	Kasliwal et al.	R
57996.974	14.445	FLAMINGOS-2	Gemini-S	Ks	19.93	0.03	0	Troja et al.	R
57996.974	14.445	FLAMINGOS-2	Gemini-S	Ks	19.94	0.03	0	this paper	*,A
57996.969	14.440	VISIR	VLT	J8.9	>7.74	-	0	Kasliwal et al.	*
57996.980	14.451	FORS2	VLT	z	23.34	0.37	0	Pian et al.	*
57996.989	14.460	VIRCAM	VISTA	Ks	20.02	0.13	0	Tanvir et al.	*
57996.999	14.470	FLAMINGOS-2	Gemini-S	H	21.63	0.36	0	Kasliwal et al.	*
57997.009	14.480	GMOS	Gemini-S	i	>23.20	-	0	Kasliwal et al.	*
57997.799	15.270	MOIRCS	Subaru	Ks	19.97	0.05	0	Utsumi et al.	*
57997.969	15.440	VISIR	VLT	J8.9	>7.57	-	0	Kasliwal et al.	*
57997.970	15.441	FourStar	Magellan	Ks	20.23	0.10	0	Drout et al.	*
57997.976	15.447	FLAMINGOS-2	Gemini-S	Ks	20.13	0.25	0	Cowperthwaite et al.	R
57997.976	15.447	FLAMINGOS-2	Gemini-S	Ks	20.43	0.13	0	Kasliwal et al.	R,O
57997.976	15.447	FLAMINGOS-2	Gemini-S	Ks	20.06	0.05	0	Troja et al.	R
57997.976	15.447	FLAMINGOS-2	Gemini-S	Ks	20.06	0.05	0	this paper	*,A
57998.029	15.500	GMOS	Gemini-S	i	>23.40	-	0	Kasliwal et al.	*
57998.979	16.450	FLAMINGOS-2	Gemini-S	Ks	20.43	0.30	0	Cowperthwaite et al.	R
57998.979	16.450	FLAMINGOS-2	Gemini-S	Ks	20.31	0.08	0	Troja et al.	R
57998.979	16.450	FLAMINGOS-2	Gemini-S	Ks	20.95	0.18	0	Kasliwal et al.	R,O
57998.979	16.450	FLAMINGOS-2	Gemini-S	Ks	20.32	0.08	0	this paper	*,A
57998.999	16.470	GMOS	Gemini-S	r	>21.18	-	0	Kasliwal et al.	*

Table 3 continued

Table 3 (continued)

MJD	Phase	Instrument	Telescope	Filter	AB Mag ^a	1 σ Err	$\Delta(\text{Mag})^b$	Ref.	Note ^c
57999.979	17.450	HAWKI	VLT	Ks	20.77	0.13	0	Tanvir et al.	*
57999.989	17.460	FLAMINGOS-2	Gemini-S	Ks	>19.92	-	0	Kasliwal et al.	R
57999.989	17.460	FLAMINGOS-2	Gemini-S	Ks	20.61	0.09	0	Troja et al.	*,R
58000.009	17.480	GMOS	Gemini-S	r	>21.98	-	0	Kasliwal et al.	*
58000.960	18.431	FourStar	Magellan	Ks	20.81	0.13	0	Drout et al.	*
58000.966	18.437	EFOSC2	NTT	K	20.76	0.35	0	Smartt et al.	*
58000.978	18.449	FLAMINGOS-2	Gemini-S	Ks	20.84	0.26	0	Cowperthwaite et al.	R
58000.978	18.449	FLAMINGOS-2	Gemini-S	Ks	21.04	0.09	0	Kasliwal et al.	R
58000.978	18.449	FLAMINGOS-2	Gemini-S	Ks	21.02	0.09	0	this paper	*,A
58000.990	18.461	FourStar	Magellan	Ks	20.93	0.17	0	Drout et al.	*
58000.999	18.470	GMOS	Gemini-S	i	>21.90	-	0	Kasliwal et al.	*
58001.989	19.460	FLAMINGOS-2	Gemini-S	Ks	21.23	0.37	0	Kasliwal et al.	R
58001.989	19.460	FLAMINGOS-2	Gemini-S	Ks	20.85	0.13	0	Troja et al.	R
58001.989	19.460	FLAMINGOS-2	Gemini-S	Ks	20.89	0.13	0	this paper	*,A
58001.992	19.463	VIMOS	VLT	z	23.37	0.48	0	Tanvir et al.	*
58002.979	20.450	FLAMINGOS-2	Gemini-S	H	>21.22	-	0	Kasliwal et al.	*
58002.979	20.450	VISIR	VLT	J8.9	>7.42	-	0	Kasliwal et al.	*
58003.969	21.440	HAWKI	VLT	Ks	21.46	0.08	0	Tanvir et al.	*
58003.989	21.460	FLAMINGOS-2	Gemini-S	Ks	>21.48	-	0	Kasliwal et al.	*
58007.969	25.440	HAWKI	VLT	Ks	22.06	0.22	0	Tanvir et al.	*
58007.989	25.460	FLAMINGOS-2	Gemini-S	J	>20.21	-	0	Kasliwal et al.	*
58010.969	28.440	FLAMINGOS-2	Gemini-S	Ks	>19.96	-	0	Kasliwal et al.	*
58011.969	29.440	FLAMINGOS-2	Gemini-S	Ks	>20.60	-	0	Kasliwal et al.	*

REFERENCES

- Abbott, B. P., Abbott, R., Abbott, T. D., et al. 2017, *ApJL*, **848**, L13
- Abbott, B. P., Abbott, R., Abbott, T., et al. 2017a, *Physical Review Letters*, **119**, 161101
- Abbott, B. P., Abbott, R., Abbott, T. D., et al. 2017b, *Phys. Rev. Lett.*, **119**, 161101
- Abbott, B. P., Abbott, R., Abbott, T. D., et al. 2017, *ApJL*, **848**, L12
- Alexander, K. D., Berger, E., Fong, W., et al. 2017, *ApJL*, **848**, L21
- Andreoni, I., Ackley, K., Cooke, J., et al. 2017, ArXiv e-prints, [arXiv:1710.05846 \[astro-ph.HE\]](https://arxiv.org/abs/1710.05846)
- Arcavi, I., Hosseinzadeh, G., Howell, D. A., et al. 2017, arXiv preprint [arXiv:1710.05843](https://arxiv.org/abs/1710.05843)
- Arnett, W. D. 1982, *The Astrophysical Journal*, **253**, 785
- Barnes, J., & Kasen, D. 2013, *The Astrophysical Journal*, **775**, 18
- Barnes, J., Kasen, D., Wu, M.-R., & Martínez-Pinedo, G. 2016, *The Astrophysical Journal*, **829**, 110
- Bauswein, A., Ardevol Pulpillo, R., Janka, H.-T., & Goriely, S. 2014, *ApJL*, **795**, L9
- Bauswein, A., Goriely, S., & Janka, H.-T. 2013, *ApJ*, **773**, 78
- Blanchard, P., Berger, E., Fong, W., et al. 2017, *The Astrophysical Journal Letters*, **848**, L22
- Chatzopoulos, E., Wheeler, J. C., & Vinko, J. 2012, *The Astrophysical Journal*, **746**, 121
- Chornock, R., Berger, E., Kasen, D., et al. 2017, *The Astrophysical Journal Letters*, **848**, L19
- Coulter, D. A., Foley, R. J., Kilpatrick, C. D., et al. 2017, ArXiv e-prints, [arXiv:1710.05452 \[astro-ph.HE\]](https://arxiv.org/abs/1710.05452)
- Covino, S., Wiersema, K., Fan, Y. Z., et al. 2017, ArXiv e-prints, [arXiv:1710.05849 \[astro-ph.HE\]](https://arxiv.org/abs/1710.05849)
- Cowperthwaite, P., Berger, E., Villar, V., et al. 2017, *The Astrophysical Journal Letters*, **848**, L17

- Dessart, L., Ott, C. D., Burrows, A., Rosswog, S., & Livne, E. 2009, *ApJ*, 690, 1681
- Díaz, M., Macri, L., Lambas, D. G., et al. 2017, *The Astrophysical Journal Letters*, 848, L29
- Drout, M., Piro, A., Shappee, B., et al. 2017, *Science*, eaaq0049
- Evans, P. A., Cenko, S. B., Kennea, J. A., et al. 2017, ArXiv e-prints, [arXiv:1710.05437 \[astro-ph.HE\]](https://arxiv.org/abs/1710.05437)
- Fernández, R., & Metzger, B. D. 2013, *MNRAS*, 435, 502
- Freedman, W. L., Madore, B. F., Gibson, B. K., et al. 2001, *The Astrophysical Journal*, 553, 47
- Gelman, A., Hwang, J., & Vehtari, A. 2014, *Statistics and Computing*, 24, 997
- Gelman, A., & Rubin, D. B. 1992, *Statistical science*, 457
- Goldstein, A., Veres, P., Burns, E., et al. 2017, *The Astrophysical Journal Letters*, 848, L14
- Guidorzi, C., Margutti, R., Brout, D., et al. 2017, ArXiv e-prints, [arXiv:1710.06426](https://arxiv.org/abs/1710.06426)
- Guillochon, J., Nicholl, M., Villar, V. A., et al. 2017a, ArXiv e-prints, [arXiv:1710.02145 \[astro-ph.IM\]](https://arxiv.org/abs/1710.02145)
- Guillochon, J., Parrent, J., Kelley, L. Z., & Margutti, R. 2017b, *ApJ*, 835, 64
- Hallinan, G., Corsi, A., Mooley, K. P., et al. 2017, ArXiv e-prints, [arXiv:1710.05435 \[astro-ph.HE\]](https://arxiv.org/abs/1710.05435)
- Hotokezaka, K., Kyutoku, K., Tanaka, M., et al. 2013, *ApJL*, 778, L16
- Hu, L., Wu, X., Andreoni, I., et al. 2017, *Science Bulletin*
- Hunter, J. D. 2007, *Computing In Science & Engineering*, 9, 90
- Jones, E., Oliphant, T., Peterson, P., et al. 2001–, *SciPy: Open source scientific tools for Python*
- Just, O., Bauswein, A., Pulpillo, R. A., Goriely, S., & Janka, H.-T. 2015, *MNRAS*, 448, 541
- Kasen, D., Fernández, R., & Metzger, B. D. 2015, *MNRAS*, 450, 1777
- Kasen, D., Metzger, B., Barnes, J., Quataert, E., & Ramirez-Ruiz, E. 2017, *Nature*, 551, 80
- Kasliwal, M., Nakar, E., Singer, L., et al. 2017, *Science*, eaap9455
- Kilpatrick, C. D., Foley, R. J., Kasen, D., et al. 2017a, ArXiv e-prints, [arXiv:1710.05434 \[astro-ph.HE\]](https://arxiv.org/abs/1710.05434)
- . 2017b, ArXiv e-prints
- Korobkin, O., Rosswog, S., Arcones, A., & Winteler, C. 2012, *Monthly Notices of the Royal Astronomical Society*, 426, 1940
- Levan, A. J., Lyman, J. D., Tanvir, N. R., et al. 2017, *ApJL*, 848, L28
- Li, L.-X., & Paczyński, B. 1998, *The Astrophysical Journal Letters*, 507, L59
- Lippuner, J., Fernández, R., Roberts, L. F., et al. 2017, *MNRAS*, 472, 904
- Lipunov, V., Gorbvskoy, E., Kornilov, V., et al. 2017, ArXiv preprint [arXiv:1710.05461](https://arxiv.org/abs/1710.05461)
- Margalit, B., & Metzger, B. 2017, ArXiv e-prints, [arXiv:1710.05938 \[astro-ph.HE\]](https://arxiv.org/abs/1710.05938)
- Margutti, R., Berger, E., Fong, W., et al. 2017, *ApJL*, 848, L20
- Metzger, B., Martínez-Pinedo, G., Darbha, S., et al. 2010, *Monthly Notices of the Royal Astronomical Society*, 406, 2650
- Metzger, B. D. 2017, *Living Reviews in Relativity*, 20, 3
- Metzger, B. D., & Berger, E. 2012, *The Astrophysical Journal*, 746, 48
- Metzger, B. D., & Fernández, R. 2014, *MNRAS*, 441, 3444
- Metzger, B. D., Piro, A. L., & Quataert, E. 2009, *MNRAS*, 396, 304
- Metzger, B. D., Thompson, T. A., & Quataert, E. 2008, *ApJ*, 676, 1130
- Murguía-Berthier, A., Montes, G., Ramirez-Ruiz, E., De Colle, F., & Lee, W. H. 2014, *ApJL*, 788, L8
- Murguía-Berthier, A., Ramirez-Ruiz, E., Kilpatrick, C. D., et al. 2017, *ApJL*, 848, L34
- Nicholl, M., Guillochon, J., & Berger, E. 2017, ArXiv preprint [arXiv:1706.00825](https://arxiv.org/abs/1706.00825)
- Nicholl, M., Berger, E., Kasen, D., et al. 2017, *ApJL*, 848, L18
- Oechslin, R., & Janka, H.-T. 2006, *MNRAS*, 368, 1489
- Perego, A., Rosswog, S., Cabezón, R. M., et al. 2014, *MNRAS*, 443, 3134
- Pian, E., D’Avanzo, P., Benetti, S., et al. 2017, ArXiv preprint [arXiv:1710.05858](https://arxiv.org/abs/1710.05858)
- Pozanenko, A., Barkov, M. V., Minaev, P. Y., et al. 2017, ArXiv preprint [arXiv:1710.05448](https://arxiv.org/abs/1710.05448)
- Qian, Y.-Z. 2000, *ApJL*, 534, L67
- Radice, D., Galeazzi, F., Lippuner, J., et al. 2016, *MNRAS*, 460, 3255
- Roberts, L. F., Kasen, D., Lee, W. H., & Ramirez-Ruiz, E. 2011, *The Astrophysical Journal Letters*, 736, L21
- Rodrigo, C., Solano, E., & Bayo, A. 2012, *SVO Filter Profile Service Version 1.0, IVOA Working Draft 15 October 2012*
- Rosswog, S., Liebendörfer, M., Thielemann, F.-K., et al. 1999, *A&A*, 341, 499
- Rosswog, S., & Ramirez-Ruiz, E. 2002, *MNRAS*, 336, L7
- Savchenko, V., Ferrigno, C., Kuulkers, E., et al. 2017, *ApJL*, 848, L15
- Schlaflly, E. F., & Finkbeiner, D. P. 2011, *The Astrophysical Journal*, 737, 103
- Sekiguchi, Y., Kiuchi, K., Kyutoku, K., Shibata, M., & Taniguchi, K. 2016, *PhRvD*, 93, 124046
- Shappee, B. J., Simon, J. D., Drout, M. R., et al. 2017, ArXiv e-prints, [arXiv:1710.05432 \[astro-ph.HE\]](https://arxiv.org/abs/1710.05432)
- Shen, S., Cooke, R. J., Ramirez-Ruiz, E., et al. 2015, *ApJ*, 807, 115
- Siegel, D. M., & Metzger, B. D. 2017, ArXiv e-prints, [arXiv:1705.05473 \[astro-ph.HE\]](https://arxiv.org/abs/1705.05473)
- Smartt, S., Chen, T.-W., Jerkstrand, A., et al. 2017, *Nature*

- Soares-Santos, M., Holz, D., Annis, J., et al. 2017, *The Astrophysical Journal Letters*, 848, L16
- Tanaka, M., & Hotokezaka, K. 2013, *The Astrophysical Journal*, 775, 113
- Tanaka, M., Utsumi, Y., Mazzali, P. A., et al. 2017a, ArXiv e-prints, [arXiv:1710.05850](https://arxiv.org/abs/1710.05850) [astro-ph.HE]
- . 2017b, ArXiv e-prints, [arXiv:1710.05850](https://arxiv.org/abs/1710.05850) [astro-ph.HE]
- Tanaka, M., Kato, D., Gaigalas, G., et al. 2017, arXiv preprint [arXiv:1708.09101](https://arxiv.org/abs/1708.09101)
- Tanvir, N., Levan, A., González-Fernández, C., et al. 2017, *The Astrophysical Journal Letters*, 848, L27
- The LIGO Scientific Collaboration, the Virgo Collaboration, Abbott, B. P., et al. 2017, ArXiv e-prints, [arXiv:1710.05836](https://arxiv.org/abs/1710.05836) [astro-ph.HE]
- Troja, E., Piro, L., van Eerten, H., et al. 2017, ArXiv e-prints, [arXiv:1710.05433](https://arxiv.org/abs/1710.05433) [astro-ph.HE]
- Utsumi, Y., Tanaka, M., Tominaga, N., et al. 2017, ArXiv e-prints, [arXiv:1710.05848](https://arxiv.org/abs/1710.05848) [astro-ph.HE]
- Valenti, S., David, J., Yang, S., et al. 2017, *The Astrophysical Journal Letters*, 848, L24
- Valenti, S., David, Sand, J., et al. 2017, *ApJL*, 848, L24
- Van Der Walt, S., Colbert, S. C., & Varoquaux, G. 2011, *Computing In Science & Engineering*, 13, 22
- Villar, V. A., Berger, E., Metzger, B. D., & Guillochon, J. 2017, ArXiv e-prints, [arXiv:1707.08132](https://arxiv.org/abs/1707.08132) [astro-ph.HE]
- Watanabe, S. 2010, *Journal of Machine Learning Research*, 11, 3571