

Physics-guided Neural Networks (PGNN): An Application in Lake Temperature Modeling

Anuj Karpatne*
karpa009@umn.edu

William Watkins†
wwatkins@usgs.gov

Jordan Read†
jread@usgs.gov

Vipin Kumar*
kumar001@umn.edu

Abstract

This paper introduces a novel framework for learning data science models by using the scientific knowledge encoded in physics-based models. This framework, termed as physics-guided neural network (PGNN), leverages the output of physics-based model simulations along with observational features to generate predictions using a neural network architecture. Further, we present a novel class of learning objective for training neural networks, which ensures that the model predictions not only show lower errors on the training data but are also *consistent* with the known physics. We illustrate the effectiveness of PGNN for the problem of lake temperature modeling, where physical relationships between the temperature, density, and depth of water are used in the learning of neural network model parameters. By using scientific knowledge to guide the construction and learning of neural networks, we are able to show that the proposed framework ensures better generalizability as well as physical consistency of results.

1 Introduction

Physics-based models, which are founded on core scientific principles, strive to advance our understanding of the physical world by learning explainable relationships between input and output variables. These models can range from solving closed-form equations (e.g. using Navier–Stokes equation for studying laminar flow) to running computational simulations of dynamical systems (e.g. the use of numerical models in climate science, hydrology, and turbulence modeling). For example, a number of physics-based models use parameterized forms of approximations for representing complex physical processes that are either not fully understood or cannot be solved using computationally tractable methods. Calibrating the parameters in physics-based models is a challenging task because of the combinatorial nature of the search space. In particular, this can result in the learning of over-complex models that lead to incorrect insights even if they appear interpretable at

a first glance. For example, these and other challenges in modeling hydrological processes using state-of-the-art physics-based models were the subject of a series of debate papers in Water Resources Research (WRR) [5, 10, 14].

In contrast, data science methods, that have found tremendous success in several commercial applications where Internet-scale data is available (e.g., natural language processing, object tracking, and most recently, autonomous driving), are being increasingly anticipated to produce similar accomplishments in scientific domains [4, 8, 22]. To capture this excitement, some have even referred to the rise of data science in scientific domains as “the end of theory” [1], the idea being that, the increasingly large amounts of data makes it possible to build actionable models without using scientific theories. However, in the absence of adequate information about the physical mechanisms of real-world processes, data science approaches are prone to false discoveries and could even exhibit serious inconsistencies with known physics. This is because scientific problems often involve complex spaces of hypotheses with non-stationary relationships among the variables that are difficult to capture solely from the data.

Physics-guided data science (PGDS) is an emerging paradigm that aims to leverage the wealth of physical knowledge for improving the effectiveness of data science models in enabling scientific discovery [9]. One of the central goals of PGDS is to ensure the learning of *physically consistent models*, by seamlessly blending physical knowledge in data science methods. Traditional learning frameworks in data science are founded on statistical principles for favoring *simpler* models, e.g., the principle of bias-variance trade-off [3]. While the trade-off between reducing bias and variance is at the heart of a number of machine learning algorithms [23, 3, 24], in scientific applications, another source of information becomes available for ensuring generalizability, which is the available scientific knowledge. By pruning candidate models that are inconsistent with known physics, we can significantly reduce the search space and variance of models possibly without adversely affecting

*Department of Computer Science, University of Minnesota.

†United States Geological Survey.

their bias. A learning algorithm can then be focused on the space of physically consistent models, leading to generalizable and scientifically interpretable models. This is a fundamental objective of PGDS—to include physical *consistency* as a critical component of model performance along with training accuracy and model complexity. In particular, ensuring physical consistency of a model can be at least as important as improving predictive performance, to safeguard against the possibility of learning spurious patterns purely from the data, especially in problems that are of a critical nature and are associated with high risks.

In this paper, we introduce a novel framework of knowledge discovery in scientific problems that combines the power of deep learning with physics-based models, termed as physics-guided neural networks (PGNN). In particular, we present an approach to leverage the output of physics-based model simulations along with the observational features for making predictions using a neural network architecture. Further, we introduce a novel class of physics-based learning objective for training neural networks, which ensures that the learned networks not only admit to lower errors on the training data set but also produce outputs that are consistent with our scientific understanding of the physical world. The use of *physical consistency* as a learning objective is aimed at ensuring better generalizability of the learned network, thus serving as the third pillar of generalization performance estimate alongside training accuracy and model complexity as follows:

$$\text{Performance} \propto \text{Accuracy} + \text{Simplicity} + \text{Consistency}.$$

To demonstrate the framework of PGNN, we consider the illustrative problem of modeling the temperature of water in a lake at varying depths and times, using meteorological observations as well as physics-based model simulations. For this problem, we exploit an interesting relationship between the temperature, density, and depth of water at any given time in a lake to construct a physics-based learning objective for training neural networks. While the methodological descriptions of PGNN in this paper are centered around the problem of lake temperature modeling, similar formulations of PGNN can be explored in a wide range of scientific disciplines involving physics-based models.

The remainder of this paper is organized as follows. Section 2 briefly describes the illustrative problem of lake temperature modeling that is the focus of this paper. Section 3 presents the proposed framework of PGNN. Section 4 discusses experimental results while Section 5 provides concluding remarks.

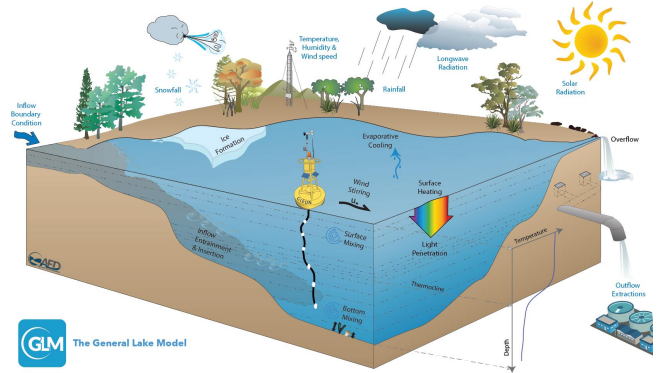


Figure 1: A pictorial description of the physical processes governing the dynamics of temperature in a lake. Figure courtesy: [7].

2 Lake Temperature Modeling

We demonstrate the framework of PGNN for the illustrative problem of lake temperature modeling. The temperature of water in a lake is governed by a variety of physical processes pictorially shown in Figure 1, e.g., the heating of the water surface due to incoming shortwave radiation from the sun, the attenuation of radiation beneath the surface and the mixing of layers with varying energies at different depths, and the dissipation of heat from the surface of the lake via evaporation or longwave radiation.

Knowledge of these physical processes can help us model the dynamics of water temperature in a lake, which is known to be an ecological “master factor” [12] that controls the growth, survival, and reproduction of fish (e.g., [20]). Warming water temperatures can increase the occurrence of aquatic invasive species [17, 21], which may displace fish and native aquatic organisms, and result in more harmful algal blooms (HABs) [6, 15]. Understanding temperature change and the resulting biotic winners and losers is timely science that can also be directly applied to inform priority action for natural resources. Accurate water temperatures (observed or modeled) are critical to understanding contemporary change, and for predicting future thermal for economically valuable fish.

Since observational data of water temperature at broad spatial scales is incomplete (or non-existent in some regions) high-quality temperature modeling is necessary. Of particular interest is the problem of modeling the temperature of water, $Y_{d,t}$, at a given depth¹, d , and on a certain time, t . This problem is referred to as 1D-modeling of temperature (depth being the single dimension). A number of physics-based models have

¹Depth is measured in the direction from the surface of the water to the lake bottom.

been developed that make use of input drivers available at every depth and time-step, $\tilde{X}_{d,t}$, to produce model estimates of temperature at every depth and time, $Y_{d,t}^{Phy}$. These models have a number of parameters (e.g., parameters related to vertical mixing, wind energy inputs, and water clarity) whose values can be set to default values or custom-calibrated for each lake if some training data is available. The basic idea behind these calibration steps is to run the model for each possible combination of parameter values and select the one that has maximum agreement with the observations (lowest RMSE). Because this step of custom-calibrating is both labor- and computation-intensive, there is a trade-off between increasing the accuracy of the model and expanding the feasibility of study to a large number of lakes. For example, the results of a multi-lake modeling effort using lake-specific calibration for 28 lakes created a median RMSE of 1.47°C [2], which is quite reasonable for understanding trends and variability in temperatures. Conversely, generic modeling of thousands of lakes at broad scales was much less accurate using default parameter values (2.44 °C median RMSE [19]). New approaches that can help improve this accuracy-scale trade-off are necessary. This paper investigates an alternate approach for temperature modeling using PGNN, where the simulation outputs of a generic physics-based model obtained without tuning, Y^{Phy} , are used in combination with the observations, \tilde{X} , to model the temperature of water, Y .

3 Physics-guided Neural Network

Our proposed framework of PGNN uses the scientific knowledge contained in physics-based models in two different ways: (a) by ingesting the output of physics-based models in the neural network framework, and (b) by using a novel physics-based learning objective to ensure the learning of physically consistent predictions, as described in the following.

3.1 Ingesting Physics-based Model Simulations

Since the meteorological observations of input drivers are only available at the surface of the lake but we need to estimate lake temperature at varying values of depth, we consider depth as another attribute in the list of input variables, $\tilde{X}_{d,t}$. We further augment this set of attributes using the simulated model outputs of a generic physics-based model, $Y_{d,t}^{Phy}$, resulting in the final set of attributes as

$$(3.1) \quad X_{d,t} = [\tilde{X}_{d,t}, Y_{d,t}^{Phy}].$$

By including physics-based model simulations as inputs in the PGNN framework, we are effectively trying to close-in on the knowledge gaps of the physics-

based model. In particular, we can complement the deficiencies of a physics-based model in the PGNN framework, by learning features extracted as complex combinations of input drivers and physics-based model outputs. We adopt a basic multi-layer perceptron architecture to regress the temperature, $Y_{d,t}$, on any given depth and time, using the input attributes, $X_{d,t}$. For a fully-connected network with L hidden layers, this amounts to the following modeling equations relating the input attributes on a data instance, \mathbf{x} , to its target prediction, \hat{y} :

$$(3.2) \quad \mathbf{z}_1 = \mathbf{W}_1^T \mathbf{x} + \mathbf{b}_1$$

$$(3.3) \quad \mathbf{z}_i = \mathbf{W}_i^T \mathbf{a}_{i-1} + \mathbf{b}_i \quad \forall i = 2 \text{ to } L$$

$$(3.4) \quad \mathbf{a}_i = f(\mathbf{z}_i) \quad \forall i = 1 \text{ to } L$$

$$(3.5) \quad \hat{y} = \mathbf{w}_{L+1}^T \mathbf{a}_L + b_{L+1}$$

where $(\mathbf{W}, \mathbf{b}) = \{(\mathbf{W}_i, \mathbf{b}_i)\}_1^{L+1}$ represents the set of weight and bias parameters across all hidden and output layers, and f is the activation function used at the hidden layers, which is chosen to be the ReLU activation function. We consider the mean of squared errors on the training set as the loss function representing the training performance of the network:

$$(3.6) \quad Loss_{Tr}(\mathbf{W}, \mathbf{b}) = \frac{1}{n} \sum_{i=1}^n (y_i - \hat{y}_i)^2$$

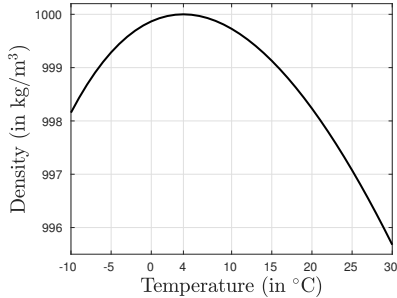
where n is the number of training instances.

3.2 Physics-based Learning Objective: Apart from minimizing training errors, we exploit an interesting physical relationship between the temperature, density, and depth of water in a lake, that serves as the basis of our physics-based learning objective used for training PGNN. In the following, we introduce the two key components of this physical relationship and describe our approach for using it to ensure the learning of physically consistent predictions.

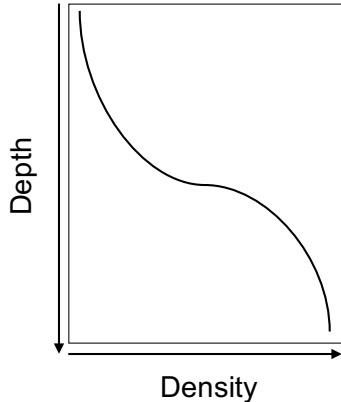
3.2.1 Temperature–Density Relationship: The temperature, Y , and density, ρ , of water are non-linearly related to each other according to the following known physical equation [13]:

$$(3.7) \quad \rho = 1000 \times \left(1 - \frac{(Y + 288.9414) \times (Y - 3.9863)^2}{508929.2 \times (Y + 68.12963)} \right)$$

Figure 2(a) shows a plot of this relationship between temperature and density, where we can see that water is maximally dense at 4°Celsius (due to the hydrogen



(a) Temperature–Density Relationship



(b) Density–Depth Relationship

Figure 2: Plots of physical relationships between temperature, density, and depth of water that serve as the basis for introducing physical consistency in PGNN.

bonding between water molecules)². This function is convex in the range of temperature values that this relationship holds, making it possible to compute its gradients and use then in the back-propagation algorithm. Given the temperature predictions of a PGNN model at a given depth and time, $\hat{Y}_{d,t}$, we can use Equation 3.7 to compute the corresponding density prediction, $\hat{\rho}_{d,t}$.

3.2.2 Density–Depth Relationship: The density of water monotonically increases with depth as shown in the example plot of Figure 2(b). Formally, the density of water at two different depths, d_1 and d_2 , on the same time-step, t , are related to each other in the following manner:

$$(3.8) \quad \rho_{d_1,t} \leq \rho_{d_2,t} \quad \text{if } d_1 < d_2.$$

The above condition, when evaluated on the density

²This simple fact is responsible for the sustenance of all forms of aquatic life on our planet, as water at 4°C moves down to the bottom and stops the freezing of lakes and oceans.

predictions of a PGNN model, can be used as a measure of physical consistency of the PGNN model. Note that a data science model that is inconsistent with the known physical laws is likely to be learning specific and non-generalizable patterns from the training data (e.g., arising from noise in the training attributes as well as labels), in the pursuit of minimizing its training loss. When the sizes of both the training and test sets are small (as is common in many scientific problems), such subtle forms of overfitting may go unnoticed even after using standard evaluation frameworks (e.g., cross-validation) and conventional regularizers based on statistical notions of model complexity. The learned models, when applied on novel unseen instances that were not adequately represented in the training and test sets, can then result in poor generalization performance, often coming off a surprise [11].

In contrast to conventional learning objectives, since the known laws of physics are assumed to hold equally well for any unseen data instance, ensuring the physical consistency of model outputs as a learning objective in PGNN can help in achieving better generalization performance even when the training data is small and not fully representative. Additionally, the output of a PGNN model can also be interpreted by a domain expert and ingested in scientific workflows, thus leading to scientific advancements. Note that in our particular problem of lake temperature modeling, even though the neural network is being trained to improve its accuracy on the task of predicting water temperatures, PGNN ensures that the temperature predictions also translate to consistent relationships between other physical variables, namely density and depth. Similar forms of relationships can be leveraged in other scientific problems involving multiple physical variables that are related to each other, thus resulting in a wholesome solution to physical problems.

To compute a quantifiable measure of physical consistency using the density-depth relationship encoded in Equation 3.8, we consider the pair-wise differences between density predictions at consecutive depths on the same time-step. In particular, we sort the depth values available for a certain time-step, t , in increasing order: $\{d_1 \dots d_{n_t}\}$ (where n_t is the number of observations on time-step t), and compute the consecutive differences as follows:

$$(3.9) \quad \Delta_{i,t} = \rho_{d_i,t} - \rho_{d_{i+1},t} \quad \forall i = 1 \text{ to } n_t - 1.$$

A positive value of $\Delta_{d_i,t}$ can be viewed as a violation of physical consistency on depth d_i and time t . We can thus consider the mean of $\Delta_{d_i,t}$ across all pairs of depths

and across all times as the physics-based loss function: (3.10)

$$Loss_{Phy}(\mathbf{W}, \mathbf{b}) = \frac{1}{\sum_t n_t - T} \sum_{t=1}^T \sum_{i=1}^{n_t-1} \text{ReLU}(\Delta_{i,t})$$

where T is the total number of time-steps. The complete learning objective of PGNN can thus be stated as:

$$(3.11) \quad \min_{(\mathbf{W}, \mathbf{b})} Loss_{Tr}(\mathbf{W}, \mathbf{b}) + \lambda_{Phy} Loss_{Phy}(\mathbf{W}, \mathbf{b}) + \lambda_1 \|\mathbf{W}\|_1 + \lambda_2 \|\mathbf{W}\|_2$$

where λ_1 , λ_2 , and λ_{Phy} are the hyper-parameters of the model corresponding to the L_1 , L_2 , regularizers and the physics-based loss function, respectively. Note that Equation 3.11 is a working implementation of the three-pronged view of generalization performance (accuracy, simplicity, and physical consistency) introduced in Section 1. As the final loss function is differentiable almost everywhere, we use the backpropagation algorithm to compute and transmit gradients at the output and hidden layers.

4 Results

4.1 Data We consider the example lake of Mille Lacs in Minnesota, USA, to evaluate and analyze the PGNN models presented in this paper. This is a reasonably large lake (536 km²) that shows sufficient dynamics in the temperature profiles across depth over time, making it an interesting test case for analysis. Water temperature observations for our study lake were collated from a variety of sources including Minnesota Department of Natural Resources, and from a web resource that collates federal and state agencies, academic monitoring campaigns, and citizen data [18]. These temperature observations vary across depths and time, with some years and seasons being heavily sampled, while other time periods having little to no observations. The overall data comprised of 10,954 temperature observations from 29 June 1990 to 3 Jan 2016. For each observation, we used a set of 11 meteorological drivers as input variables, listed in Table 1. While many of these drivers were directly measured, we also used some domain-recommended ways of constructing derived features such as Growing Degree Days [16].

We used the General Lake Model (GLM) [7] as the physics-based approach for modeling lake temperature in our experimental studies. The GLM uses the drivers listed in Table 1 as input parameters and balances the energy and water budget of lakes or reservoirs on a daily or sub-daily timestep. It performs a 1D modeling (along depth) of a variety of lake variables (including water temperature) using a vertical Lagrangian layer

Input Drivers	
1	Day of Year (1 - 366)
3	Depth (in m)
4	Short-wave Radiation (in W/m ²)
5	Long-wave Radiation (in W/m ²)
6	Air Temperature (in °C)
8	Relative Humidity (0 - 100 %)
9	Wind Speed (in m/s)
10	Rain (in cm)
2	Growing Degree Days [16]
7	Is Freezing (True or False)
11	Is Snowing (True or False)

Table 1: List of input drivers used as inputs in the PGNN framework.

scheme. We used the uncalibrated GLM model outputs as additional input attributes in our PGNN framework, along with the measured drivers.

4.2 Experimental Setup: We considered contiguous time windows for constructing training and test sets from the overall data, to ensure that the test set is indeed independent of the training set and the two data sets are not temporally auto-correlated. Since different years have different number of observations, we roughly chose 40% of the overall data for testing (29 Oct 2005 to 9 Dec 2012), and used the remainder time periods (corresponding to 60% of the data) for training (29 June 1990 to 27 Oct 2005 and 11 Dec 2012 to 3 Jan 2016). A portion of the training set (corresponding to the year 2005) was held out as the validation set for finding the right choice of neural network hyper-parameters: $\{\lambda_1, \lambda_2, \lambda_{Phy}\}$. We used a network architecture with 2 hidden layers, with 50 and 30 hidden nodes in the first and second hidden layers, respectively. We used the stochastic gradient descent (SGD) algorithm with a batch size of 100 to run the backpropagation algorithm, and performed a time-varying decay of the learning rate using an initial value of 0.01 and a decay parameter of 10^{-3} .

4.3 Evaluation: We consider the following baseline methods to compare with our proposed framework:

- **PHY:** We compare our performance with the initial physics-based model, termed as PHY, that was used as an input in the PGNN framework. Exploring the differences in the model outputs of PGNN and PHY can shed light on the deficiencies of the generic physics-based model, and highlight the promise in using deep learning in conjunction with physics-based models to improve model-

ing performance.

- **pureDS**: In order to understand the importance of combining physics with deep learning methods, we consider the baseline method of learning neural network architectures in a purely data-driven fashion. This would correspond to only using the meteorological observations \tilde{X} as input attributes in the network, and using a learning objective that only contains the training loss, $Loss_{Tr}$ and the L_1 and L_2 regularizers. This model is being termed as pureDS.
- **PGNN₀**: In order to understand the contribution of the physics-based learning objective used in PGNN, we consider an intermediate product of our framework, PGNN₀, as another baseline, which makes use of the physics-based model simulations, Y^{Phy} , as input attributes in the network architecture, but does not use the physics-based loss function, $Loss_{Phy}$, in the learning objective. Hence, PGNN₀ differs from pureDS in its use of physics-based model simulations as input attributes, and differs from PGNN in its use of a purely data-driven learning objective.

To compare the performance of PGNN with different baseline schemes, we considered the following two evaluation measures:

- **RMSE**: We use the root mean squared error (RMSE) of a model on the test set as an estimate of its generalization performance. The units of this metric is in °C.
- **Inconsistency**: Apart from ensuring generalizability, a key contribution of PGNN is to ensure the learning of physically consistent model predictions. Hence, apart from the RMSE, we use another critical evaluation measure to check the physical consistency of the results. In particular, we count the number of time-steps that have a positive pairwise difference among consecutive depths, $\Delta_{i,t}$, and report the percentage of such time-steps as the Inconsistency measure.

	PHY	pureDS	PGNN ₀	PGNN
RMSE	2.57	1.77	1.21	1.16
Inconsistency	-	50.2%	21.61%	2.5%

Table 2: Table showing the comparison of RMSE and Inconsistency of the baseline algorithms with PGNN.

Table 2 shows the results of the baseline methods in comparison with PGNN. We can see that PGNN shows

the smallest RMSE than all other baseline methods. Compared with the physics-based model, PHY, that was used as a starting point for building PGNN, we are able to reduce the RMSE from 2.57°C to 1.16°C, which is a substantial improvement in the field of limnology. To appreciate the significance of a drop in RMSE of 1.41°C, note that a lake-specific calibration approach that produced a median RMSE of 1.47°C over 28 lakes is considered to be the state-of-the-art in the field [2]. For this specific lake, we also used a lake-specific calibration of the physics-based model, termed as PHY*, which was prepared by running the GLM model using different combinations of model parameters and choosing the model parameter that showed the lowest RMSE on the overall data. This fine tuned model showed an RMSE of 1.26°C on the overall data. Note that while this RMSE cannot be considered as an unbiased estimate of the performance of PHY° (since the same data was used for calibrating the model as well as for computing RMSE), note that the test RMSE of PGNN is still lower than that of PHY*. This shows the promise in augmenting simple physics-based models using data science methods for improved modeling performance, reducing the need for performing expensive model calibrations.

Another highlight of the results in Table 2 is that PGNN not only achieves the lowest test RMSE, it is able to do so while incurring the lowest Inconsistency among all data science methods, thus representing a generalizable as well as physically consistent solution. Note that if we apply the black-box data science model, pureDS, we indeed are able to achieve a lower RMSE than the physics-based model, PHY. However, this improvement in RMSE is achieved at the cost of a large value of Inconsistency in the model predictions of pureDS (almost 50% of the time-steps have inconsistent depth-density relationships in its predictions). This makes the pureDS unfit for use in the process of scientific discovery, because although it is able to somewhat improve the predictions of the target variable (i.e. temperature), it is incurring large errors in capturing the physical relationships of temperature with other variables, leading to non-meaningful results.

When the neural network is fed with the output from the physics-based model, PHY, we can see that the performance of the resultant model, PGNN₀ improves in comparison with pureDS both with respect to RMSE as well as Inconsistency. This is because the output of PHY (although with a high RMSE) contains vital physical information about the dynamics of lake temperature, which when coupled with powerful data science frameworks such as deep learning, can result in major improvements in RMSE. Since the output of PHY is inherently designed to be physically consistent, using

PHY also helps in achieving a lower value of Inconsistency in PGNN_0 . However, this value is still close to 20%, which is considerably high from an operational perspective. It is only by the use of physics-based loss functions that we can achieve not only a lower RMSE than PGNN_0 , but a substantially lower Inconsistency. Hence, the framework of PGNN shows promise in improving both the physical consistency as well as generalizability of the model predictions.

5 Conclusions and Future Work

This paper presented a novel framework for learning physics-guided neural networks (PGNN), by using the outputs of physics-based model simulations as well as by leveraging physical relationships to enforce scientific consistency on the neural network predictions. By anchoring deep learning methods with scientific knowledge, we are able to show that the proposed framework not only generates physically meaningful results, but also helps in achieving better generalizability than black-box data science methods.

We anticipate this paper to be the first stepping stone in the broader theme of research on using physics-based learning objectives in the training of data science models. While the specific formulation of PGNN explored in this paper was developed for the example problem of modeling lake temperature, similar developments could be explored in a number of other scientific and engineering disciplines where known forms of physical relationships can be used to guide the learning of data science models to physically consistent solutions. This paper paves the way towards learning neural networks by not only improving their ability to solve a given task, but also being cognizant of the physical relationships of the model outputs with other tasks, thus producing a more holistic view of the physical problem.

There are a number of directions of future research that can be explored as a continuation of this work. First, for the specific problem of lake temperature modeling, given the spatial and temporal nature of the problem domain, a natural extension would be to exploit the spatial and temporal dependencies in the test instances, e.g., by using recurrent neural network based architectures. Second, the analysis of the physically consistent model predictions produced by PGNN could be used to investigate the modeling deficiencies of the baseline physics-based model in detail. Finally, while this paper explored the use of physical relationships between temperature, density, and depth of water in the learning of multi-layer perceptrons, other forms of physical relationships in different neural network models can be explored as future work. Of particular value would be to develop generative models that are trained to not

only capture the structure in the unlabeled data, but are also guided by physics-based models to discover and emulate the known laws of physics. The paradigm of PGNN, if effectively utilized, could help in combining the strengths of physics-based and data science models, and opening a novel era of scientific discovery based on both physics and data.

References

- [1] C. Anderson. The end of theory. *Wired magazine*, 16(7):16–07, 2008.
- [2] X. Fang, S. R. Alam, H. G. Stefan, L. Jiang, P. C. Jacobson, and D. L. Pereira. Simulations of water quality and oxythermal cisco habitat in minnesota lakes under past and future climate scenarios. *Water Quality Research Journal*, 47(3-4):375–388, 2012.
- [3] J. Friedman, T. Hastie, and R. Tibshirani. *The elements of statistical learning*, volume 1. Springer series in statistics Springer, Berlin, 2001.
- [4] D. Graham-Rowe, D. Goldston, C. Doctorow, M. Waldrop, C. Lynch, F. Frankel, R. Reid, S. Nelson, D. Howe, S. Rhee, et al. Big data: science in the petabyte era. *Nature*, 455(7209):8–9, 2008.
- [5] H. V. Gupta and G. S. Nearing. Debates the future of hydrological sciences: A (common) path forward? using models and data to learn: A systems theoretic perspective on the future of hydrological science. *Water Resources Research*, 50(6):5351–5359, 2014.
- [6] T. D. Harris and J. L. Graham. Predicting cyanobacterial abundance, microcystin, and geosmin in a eutrophic drinking-water reservoir using a 14-year dataset. *Lake and Reservoir Management*, 33(1):32–48, 2017.
- [7] M. Hipsey, L. Bruce, and D. Hamilton. Glmgeneral lake model: Model overview and user information. *Perth (Australia): University of Western Australia Technical Manual*, 2014.
- [8] T. Jonathan, A. Gerald, et al. Special issue: dealing with data. *Science*, 331(6018):639–806, 2011.
- [9] A. Karpatne, G. Atluri, J. H. Faghmous, M. Steinbach, A. Banerjee, A. Ganguly, S. Shekhar, N. Samatova, and V. Kumar. Theory-guided data science: A new paradigm for scientific discovery from data. *IEEE Transactions on Knowledge and Data Engineering*, 29(10):2318–2331, 2017.
- [10] U. Lall. Debates the future of hydrological sciences: A (common) path forward? one water. one world. many climes. many souls. *Water Resources Research*, 50(6):5335–5341, 2014.
- [11] D. Lazer, R. Kennedy, G. King, and A. Vespignani.

- The Parable of Google Flu: Traps in Big Data Analysis. *Science (New York, N.Y.)*, 343(6176): 1203–5, Mar. 2014. ISSN 1095-9203. doi: 10.1126/science.1248506. URL <http://www.ncbi.nlm.nih.gov/pubmed/24626916>.
- [12] J. J. Magnuson, L. B. Crowder, and P. A. Medvick. Temperature as an ecological resource. *American Zoologist*, 19(1):331–343, 1979.
- [13] J. L. Martin and S. C. McCutcheon. *Hydrodynamics and transport for water quality modeling*. CRC Press, 1998.
- [14] J. J. McDonnell and K. Beven. Debates the future of hydrological sciences: A (common) path forward? a call to action aimed at understanding velocities, celerities and residence time distributions of the headwater hydrograph. *Water Resources Research*, 50(6):5342–5350, 2014.
- [15] H. W. Paerl and J. Huisman. Blooms like it hot. *Science*, 320(5872):57–58, 2008.
- [16] I. C. Prentice, W. Cramer, S. P. Harrison, R. Leemans, R. A. Monserud, and A. M. Solomon. Special paper: a global biome model based on plant physiology and dominance, soil properties and climate. *Journal of biogeography*, pages 117–134, 1992.
- [17] F. J. Rahel and J. D. Olden. Assessing the effects of climate change on aquatic invasive species. *Conservation biology*, 22(3):521–533, 2008.
- [18] E. K. Read, L. Carr, L. De Cicco, H. A. Dugan, P. C. Hanson, J. A. Hart, J. Kreft, J. S. Read, and L. A. Winslow. Water quality data for national-scale aquatic research: The water quality portal. *Water Resources Research*, 53(2):1735–1745, 2017.
- [19] J. S. Read, L. A. Winslow, G. J. Hansen, J. Van Den Hoek, P. C. Hanson, L. C. Bruce, and C. D. Markfort. Simulating 2368 temperate lakes reveals weak coherence in stratification phenology. *Ecological modelling*, 291:142–150, 2014.
- [20] J. J. Roberts, K. D. Fausch, D. P. Peterson, and M. B. Hooten. Fragmentation and thermal risks from climate change interact to affect persistence of native trout in the colorado river basin. *Global Change Biology*, 19(5):1383–1398, 2013.
- [21] J. J. Roberts, K. D. Fausch, M. B. Hooten, and D. P. Peterson. Nonnative trout invasions combined with climate change threaten persistence of isolated cutthroat trout populations in the southern rocky mountains. *North American Journal of Fisheries Management*, 37(2):314–325, 2017.
- [22] T. J. Sejnowski, P. S. Churchland, and J. A. Movshon. Putting big data to good use in neuroscience. *Nature neuroscience*, 17(11):1440–1441, 2014.
- [23] P.-N. Tan, M. Steinbach, and V. Kumar. *Introduction to Data Mining*. Addison-Wesley, 2005.
- [24] V. N. Vapnik and V. Vapnik. *Statistical learning theory*, volume 1. Wiley New York, 1998.