

# Forgetting the Forgotten with Letheia

## Concealing Content Deletion from Persistent Observers

Mohsen Minaei  
Purdue University

Mainack Mondal  
MPI-SWS

Patrick Loiseau  
Univ. Grenoble Alpes,  
CNRS, Inria, Grenoble INP, LIG  
MPI-SWS

Krishna Gummadi  
MPI-SWS

Aniket Kate  
Purdue University

**Abstract**—Most people are susceptible to oversharing their personal information publicly on social platforms today. As a coping strategy, these platforms offer mechanisms allowing users to delete their posts, and a significant fraction of users exercise this right to be forgotten. However, ironically, users’ attempt to reduce attention to sensitive posts via deletion, in practice, attracts unwanted attention from stalkers, curious friends, and even blackmailers specifically to those (deleted) posts. In fact, multiple third party services today identify and hoard deleted posts from millions of users. Thus, in general, deletions may leave users more vulnerable to attacks on their privacy, and users hoping to make their posts forgotten can face a “damned if I do, damned if I don’t” dilemma.

In the form of intermittent withdrawals, we propose a rather disruptive solution (**Letheia**) to this problem of (really) forgetting the forgotten. If the platforms are willing to give up the uninterrupted availability of *non-deleted* posts by a very small fraction, **Letheia** provides privacy to the deleted posts over long durations. In presence of **Letheia**, an adversarial observer becomes unsure if some posts are permanently deleted or just temporarily withdrawn by **Letheia**; at the same time, the adversarial observer is overwhelmed by a large number of falsely flagged undeleted posts. We analyze large-scale data about users’ deletion over Twitter and thoroughly investigate how to choose time duration distributions for alternating between temporary withdrawals and resurrections of non-deleted posts. We find a favorable trade-off between privacy, availability and adversarial overhead in **Letheia** under different settings for users exercising their deletion right. For example, we show that while maintaining content availability as high as 95%, **Letheia** offers deletion privacy for up to 3 months from the time of deletion while still keeping the adversarial precision to 20%.

### I. INTRODUCTION

People freely open up about their personal life and opinions on online social platforms (e.g., Facebook, Twitter) today. The shared information remains available on these platforms (to intended recipients as well as unintended observers) and is archived by archival services until (and if) the information is eventually deleted (or confined) by its creator. This long-term exposure of the shared data raises numerous longitudinal privacy concerns [16], [17], [31] for the users: not only celebrities but non-celebrities get regularly harassed and blackmailed by data scavengers, who stalk their victims to identify sensitive content from the shared data. Nevertheless, sensitivity of a post is relative; sensitivity varies from person to person, and also with life events and time in general. Thus, effective (high precision and recall) large-scale mining of available enormous

data to find suitable victims is not always feasible for the scavengers.

The task should have become more difficult as platforms and Internet archives honor users’ request to delete their data. However, alarmingly, these deletions actually leave the users more vulnerable to the scavengers who can now focus only on the withdrawn sensitive posts to find easy targets.<sup>1</sup> In fact, we found that this problem associated with content deletions is not theoretical at all—today multiple web services find and hoard deleted content across different social platforms. Politwoops [34] for Twitter, ReSavr [9] and Uneddit [14] for Reddit, StackPrinter-Deleted [10] for Stack overflow, and YouTomb [41] for Youtube are some of the prominent examples. In fact, Politwoops archived more than 1.1 million deleted tweets by 10,404 politicians, around the world in 2015 [7], and by August 2017 Uneddit serves more than 942 million deleted Reddit comments. These services can enable attackers to specifically mine deleted posts of users for nefarious purposes.

This large scale identification and hoarding of deleted content from social sites and archives pose a serious violation of “Right to be Forgotten” and the ill-effects of this phenomena on our social behavior will be far reaching. For example, in one case, singer Ed Sheeran’s deletion of a tweet from 2011 was found and widely publicized in media [6] leading to his brief disappearance from Twitter. In another case, an SNL cast member’s deletion of racist tweets back in September 2016 [5] which were tracked by third parties and subsequently publicized. Not only celebrities but normal users also fell prey to this phenomenon when links delisted by Google in Europe after Right to be Forgotten requests [40] are identified, publicized and scrutinized by media. In general, the users today are extremely vulnerable in the face of the fact that, whatever content they delete (ironically, to protect their privacy) will possibly be identified, dissected and abused.

In spite of this threat, not surprisingly, without any better alternatives available, information exposure control in the form of deletions still remains a common phenomenon on the social platforms; Mondal et al. [31] observe that a significant fraction (~35%) of all Twitter users have now deleted or confined (i.e., made private) their public Twitter posts made in 2009. Consequently, as any persistent onlooker can keep track of

<sup>1</sup>A closely associated phenomenon is called “Streisand effect,” which suggests that an attempt to hide some information has the unintended consequence of bringing particular attention of public to it.

such changes and go after the deleted posts and their creators, users aiming to make observers forget their posts are left with a “damned if I do, damned if I don’t” dilemma. This paper aims to provide a solution to the problem.

A trivial solution is to make users *not* publish sensitive content in the first place; but this solution is *completely* infeasible even for extremely careful users as the sensitivity of shared data changes drastically and unpredictably with time and life events. A growing number of users (mostly teenagers) have now shifted to ephemeral social platforms such as Snapchat [1], where everything gets deleted from the public view in a premeditated fashion. However, given the huge historical, cultural, and economical value of user-generated data, it is extremely unlikely that most social or archival platforms will make all of their content ephemeral.

This leaves us with a hard research question: *can we offer an alternative to social or archival platforms that achieves the best properties of both deleting everything (i.e., privacy) and keeping an archive of posts and events (i.e., availability)?* The aim of this work is to answer this research question affirmatively and develop a privacy mechanism that retains the archival values of posted content and still allows deletions while providing deniability and protection to the users after some time of deletion, i.e., those deletions will not be immediately and easily discernible to the persistent onlookers.

**A simple-yet-drastic proposal.** We offer a simple-yet-drastic proposal towards solving the problem of concealing content deletions in presence of persistent observers while maintaining very high availability of archived content. In our proposed system, *Letheia*, we conservatively assume that everybody (including the adversary) has complete access to the archival platform and can view any post. We assume the platform administrator is working with the data creator (or owner) to protect the privacy of deletions. *Letheia* employs an *intermittent withdrawal mechanism* that protects privacy using two time distributions—one we call the up (or online) distribution and the second is called down (or offline) distribution. Just before publishing a post *Letheia* samples a time duration from the up distribution and for that time duration make that post available (i.e., visible) to everyone. After the up duration passes *Letheia* takes an instance from the down distribution and for that time duration hides the post from viewers and the adversary.

In the same way, *Letheia* continues to toggle between the up and down durations as long as the post has not been deleted or its privacy preference has not changed. Since *Letheia* also hides non-deleted posts from the eyes of the adversary, it will be confusing for the adversary to distinguish whether a post is hidden by *Letheia* or deleted by the owner.

**Contributions.** We make four key contributions in this paper.

Firstly, to the best of our knowledge, this is the first systematic study of the problem with content deletion in presence of persistent onlookers. We formalize the problem with content deletion in presence of a very powerful adversary who can take snapshots of the whole platform at any point in time. We define and analytically quantify the necessary security notions: *privacy*–likelihood ratio of a post deleted or not at any particular time, *availability*–fraction of time the posts

are visible and *adversarial overhead*–adversary’s precision on detecting deleted posts. Based on our formalization, we propose and evaluate a novel scheme, *Letheia*, for providing privacy to deletions by users.

Secondly, we show that privacy is correlated with the up and down distributions: (i) inversely proportional to the hazard rate of up distribution, and (ii) inversely proportional to the complementary cumulative distribution function (CCDF) of down distribution. Moreover, we show that by picking geometric and negative binomial distributions as the up and down distribution, not only we achieve good privacy guarantees, but our notion of privacy is simplified to a *decision threshold* period—duration an adversary is willing to wait before identifying a (hidden) post in a down period as deleted.

Thirdly, we present the trade-offs between the notions mentioned above using data from Twitter. We show that in the case of 95% content availability, the adversary will have a precision value associated with adversarial overhead below 20% even when a post has been down for more than 90 days. In the case of a more forbearing adversary that please to have a decision threshold of 180 days, the precision will only increase to 35%. However, the system administrator can reduce the availability of the system by a small fraction and set it to 90%, which drops the adversary’s precision back to 20%. For a large-scale system such as Twitter, with trillions of tweets, even precision of 80% can result in a significant overhead for the adversary (need to investigate 20 million non-deleted tweets falsely marked as deleted each day).

Finally, we evaluate the effect of our scheme on Twitter dataset to show the feasibility of *Letheia* in a real world scenario. We show that our proposal, while maintaining a trade-off between availability and privacy, also allows interactions in the system without much interruption. Specifically, leveraging real world interaction data from Twitter we show that, by applying *Letheia* the utility remains above 99% (i.e., more than 99% interactions remain unaffected) even when content availability is 85%.

We note that, many users in current social media platforms (e.g., Facebook and Twitter) are accustomed to uninterrupted availability of their uploaded posts. Thus, the deployment of *Letheia* in current platforms might not be acceptable by all those users and even by platform operators, due to the loss of availability (even if the loss is small). Specifically, some users might feel that *Letheia* is too restricted since their posts may lose exposure right after the publication of the post while some other users may not even want to protect their posts. Moreover, existing platform operators might also be reluctant to make changes that agitate even a part of their user base. Therefore, we envision *Letheia* as a new social media or archival system (one where the users can still have an archive of old memories without less fear of other users digging up their old post deletions). Nevertheless, current social media platforms could also introduce *Letheia* as an optional feature (providing an opt-out option for the users as well as applying *Letheia* only to the posts that are at least days or weeks old) in their system if they find that their user base is in need of such privacy guarantees (e.g., Whatsapp recently introduced age-based deletion in their “status update” posts).

## II. CONTEXT AND MOTIVATION

In this section, we explain how the current systems handle content deletions and what are the problems with those privacy methodologies. Furthermore, we motivate our proposal towards achieving privacy and availability simultaneously.

### A. User-initiated spontaneous deletions

The most widely employed form of content deletion today is user-initiated deletion; i.e., system operators remove content when the owners explicitly asked them to do so. Almost all real world social data sharing platforms today (e.g., Facebook, Twitter or YouTube) provide users option to delete their uploaded content. Recent studies [15], [31] have shown that users extensively use this mechanism to protect the privacy of their past content—users delete around 35% of posts within six years of posting them. The EU regulation regarding “Right to be forgotten” [39], [40] is also trying to accomplish exactly this same, albeit at a much elaborate scale. They wish to enable users to remove historical data about themselves from multiple systems, including removing results from leading search engines. Nevertheless, as we already suggest, those deleted content attract unwanted attention [40].

### B. Premeditated withdrawals

Complementary to these user-initiated spontaneous deletions, a number of *premeditated* withdrawal methodologies have been proposed and employed today to better protect content privacy.

Many of those aim to protect content privacy via withdrawing *all* posts after a predefined viewership or time of posting; we call those the *age-based withdrawals*. Recent ephemeral social content sharing sites like Snapchat [1] or Dust [4] are prominent examples of age-based withdrawal. Several academic projects also try to enforce age-based withdrawal in different context; e.g., Vanish [23], [24] in distributed hash tables (DHTs), EphPub [20] and [35] using DNS caches, and Ephemerizer [33] and its improvement [32] using trusted servers. A user’s inability to apriori predict the right time (or viewership) for her content withdrawal remains to be the key issue with the age-based withdrawals. This prevents these systems from deriving the best possible content availability.

Mondal et al. [31] suggest *inactivity-based withdrawal* to eliminate the burden on the users to decide expiry times and to facilitate continued discussions around interesting content. Unlike in age-based withdrawals, where a post is withdrawn after a predefined time or viewership, in inactivity-based withdrawal the post can be withdrawn only when it becomes inactive over time, i.e., it does not generate any more interactions (e.g., sharing the post by other users). Recently proposed Neuralyzer [42] uses a similar concept to maintain the availability of content as long as there is sufficient demand for it, and leverages the caching mechanisms of DNS to keep track of the activity. A similar idea is also employed on sites like 4chan [3], [27], where posts in discussion threads are withdrawn as users stop contributing to them for a prolonged time.

**Problems with premeditated withdrawals: No historical data.** The above premeditated withdrawal methodologies remove every post from the public view eventually; thus, there is *no* archived history of user data. The existence of this

archival data can be important to not only the system but also the users. A recent survey [17] shows that users have a keen interest in going back to the past social content they themselves have uploaded, e.g., for reminiscing old memories. Moreover, as social media sites are often perceived as a mirror of the real world, reflecting the events in the past and how people reacted to them, archiving the past uploaded content has immense historical value; e.g., US Library of Congress [2] is already archiving all uploaded public Twitter data. The current premeditated withdrawals leave no historical trace by principle.

Moreover, if a user deletes her post before the predefined time (or viewership) limit on the post or while the post is still active, an adversary can be certain that it is a user-initiated content deletion. In this case, the current premeditated schemes provide no privacy or deniability to the user.

### Our Approach.

Our challenge is to devise a privacy mechanism that offers protection to user-initiated content deletions (from a persistent onlooker with pervasive access) without reducing content’s the archival value. In this work, we demonstrate how to achieve these contrasting privacy and availability goals by systematically withdrawing and resurrecting non-deleted posts from public view. In particular, by regularly withdrawing non-deleted posts for short durations, we can provide privacy to user-initiated deletions while still maintaining availability as high as  $\sim 90\%$  for non-deleted posts.

## III. PROBLEM DEFINITION AND KEY IDEA

### A. System and Adversary Model

We model a user-generated data sharing platform (e.g., Twitter) as a public bulletin board where individuals can upload and/or view content. Below we define prominent players and their roles in our setup:

**Platform** is the system (e.g. Twitter), who maintains the bulletin board (used to upload and view user generated content).

**Data Owner** is a user who uploads her posts to the bulletin board (e.g, a user who posts a tweet).

**Adversary** can view the uploaded posts on the bulletin board and is constantly in search of posts which have been deleted by their owners (possibly to scavenge for the posts that are sensitive to their owners).

In our generic model, all the subscribers (including the adversary) have complete access to the bulletin board and can view the posts as they wish. After a data owner decides to delete a post, the post will be removed from the bulletin board and will not be visible to anyone. We expect the publisher to be honest and assist towards achieving the privacy goal.

Our adversary accesses the bulletin board continuously and takes snapshots at will.<sup>2</sup> The adversary can determine the deleted posts by comparing the two snapshots taken at different times and pinpointing the posts that existed in the first one but not in the second one (the same strategy used to find deleted

<sup>2</sup>Note that, in real world, an adversary would be actually limited in its capability; consequently all the privacy guarantees we observe in this work are actually upper bound. A real adversary would perform much poorly than the adversary considered in this paper. We discuss this in Section VIII.

tweets in previous studies [30], [31]). The adversary is capable of adding posts and deleting them from the bulletin board; however, it will not be able to delete some other users' posts. Although the adversary is ultimate in terms of the data access, given the manual nature of the task of determining sensitive deletions, his goal will be to flag and analyze as few non-deleted posts as possible. Finally, we expect all aspects of our privacy mechanism and its parameters to be public, and the adversary to be acutely aware of those.

## B. Security Goals

Towards our goal to conceal deletions from the adversary without significantly affecting the availability, we propose the following security properties:

**Deletion privacy** is the uncertainty of adversary about a post being deleted or just temporarily withdrawn by the platform at a given point of time. As the post remains down for a longer duration, the adversary becomes more certain about its deletion, achieving a particular level of privacy is proportional to having a certain *Decision Threshold* on the observed down periods for declaring that posts are deleted beyond that point.

**Platform availability** represents the average availability of a post within a period. The goal is to provide privacy guarantees to users while obtaining high levels of availability.

It is easy to observe that, introducing down periods creates a trade-off between privacy and availability. For example, assuming the mean up duration is fixed, as the mean of down distribution increases the availability of the platform will decrease; however, when a post is deleted, it remains unnoticed to the adversary for longer periods due to higher decision thresholds.

It is natural to ask why the adversary cannot select his decision threshold independent of down distribution (and subsequently availability). The answer lies in the computationally expensive or manual nature of the content analysis and the huge discrepancy between the content creation and deletion rates on social sites today. (Social sites are generating new content at the rate around ten times more than deletions.) This brings us to our third security property of adversarial overhead as we expect our adversary to be concerned with flagging many non-deleted posts (false positives).

**Adversarial overhead** is associated with the number of non-deleted posts falsely flagged as deleted (false-positives) that adversary has to investigate along with the detected actual deleted posts (true-positives). We capture it by the precision measure.

$$Precision = \frac{True\ Positives}{True\ Positives + False\ Positives}$$

There is a trade-off between privacy and adversarial overhead similar to the trade-off between privacy and availability. Ideally, the precision should be low (i.e., the adversarial overhead should be high). If the adversary needs to keep its overhead low (less amount of false positives), it has to provide better privacy (deniability) to its victim by increasing its decision threshold period.

## C. Key Idea

We plan to provide privacy for a post deletion by intermittently withdrawing the non-deleted posts such that the adversary cannot distinguish between a temporarily withdrawn post and a permanently deleted post for some long time duration after the deletion. At its core, our intermittent withdrawal mechanism consists of choosing alternating up and down periods of random durations. This obviously adversely affects the availability of posts: increasing withdrawal time of a post can improve the deletion privacy; however, it reduces the overall availability. Therefore, our key challenge is to determine distributions and parameters for these intermittent withdrawals such that we achieve a satisfactory level of deletion privacy without significantly affecting the availability of the posts.

We illustrate our distributions and parameters selection process through the following two Straw-man proposals.

**Straw-man proposal I.** As a simple example, consider the degenerate (or fixed-value) distribution for up and down duration of a post. With 90% availability in mind, we consider an alternating series of fixed up period of nine hours and fixed down period of an hour. Here, every post once withdrawn remains down for a complete hour. Thus, the adversary cannot flag a post as deleted until it remains down for more than an hour as any flagging during the first hour down time cannot be better than just randomly flagging the posts. However, the adversary becomes certain about the deletion right after this one hour of down period. Moreover, if the post deletion occurs sometime during the up period of nine hours, the adversary can break the deletion privacy immediately.

Although it is possible to increase down time while maintaining the same availability, the adversary can simply wait longer before becoming certain about the deletion. Moreover, larger down time may not be acceptable to some system expecting content to be frequently available.

**Straw-man proposal II.** We can replace the above degenerate distribution by the uniform distribution with mean value of nine hours for the up distribution and mean value of one hour for the down distribution. Here, the deletion can happen any-time during the up duration without the adversary becoming certain about the deletion. However, the problem with the down period remains: with the finite support of the down distribution (two hours for our example), the adversary will be sure about deletion after two hours.

**Towards Letheia.** As we do not expect the platform and the users to accurately predict the waiting time (i.e., decision threshold) for the adversary, we propose to use the distributions with infinite support. Here, the adversary can *never* be certain about the deletions; but it is easy to see that once the tweet is deleted, the adversary becomes more certain about the deletion as time progresses.

Towards building and analyzing *Letheia*, we measure privacy as likelihood ratio in Section IV, and find it to be inversely proportional to both hazard rate of the up distribution and complementary cumulative distribution of the down distribution. We measure availability as the ratio of mean up distribution and sum of means of both (up and down) distributions. In Section V, we then explore different distributions with infinite support to select an up and down distribution that offers an

excellent trade-off between deletion privacy, availability and adversarial overhead. Finally, in Section VI, we evaluate the system for the estimated Twitter dataset.

#### D. Non-goals

While solving this complex problem towards achieving privacy, we make some simplifying assumptions.

Firstly, we do not consider the sensitivity of a post's content. Several other studies [28], [29], [36] investigated the sensitivity of posts in general and resulting privacy leaks. Those studies provide complimentary privacy guarantees and can be used in addition to our proposal. We consider all withdrawn posts to be *equal* and assume that the adversary cannot easily discern between withdrawn posts based on their content.

Secondly, we do not take into account correlations between posts, and instead, assume individual posts to be independent in this first drastic proposal for a very difficult problem. Given extremely unpredictable and context-dependent nature of correlations between posts on social sites, considering correlations where they are apparent, will be an interesting future work.

Finally, our goal is to protect the privacy of withdrawn posts on a *large scale*, and our adversary scavenges through the all withdrawn posts to find as many sensitive deletions as possible. We do not aim to protect against a devoted stalker who stalks a particular user or post over a long duration. Similar to the usage of salting in password hashing against the dictionary (or rainbow table) attacks, our aim is to offer a large scale protection, and devoted attacks may still be possible. Nevertheless, as discussed in Section VIII, *Letheia* can be extended to offer an interesting deniability property towards mitigating the damage to some extent.

### IV. FORMALIZING INTERMITTENT WITHDRAWAL MECHANISM

In this section, we formalize the intermittent withdrawal approach and define the required system guarantees of privacy, availability, and adversarial overhead.

#### A. Formalized Intermittent Withdrawals

In the proposed system, time is discretized in seconds. We denote by  $t_c$  the current time. We treat each post independently, and therefore, the privacy and availability analyses focus on an individual post. Let  $t_0$  denote the creation time of the post.

The intermittent withdrawal mechanism introduces a disconnection between the real state of a post (deleted or non-deleted) and the observed state of the post (publicly visible or withdrawn). The real state of the post is available *only* to the platform and the owner, while the adversary can *only* see the observed state of the post. We formally distinguish between the real state and the observable state of a post as follows.

**Real state:** Let  $\mathcal{R}(t)$  denote the real state (either non-deleted or deleted) of the post at time  $t$ . By convention, we say that  $\mathcal{R}(t) = 1$  if the post is not deleted at time  $t$  and  $\mathcal{R}(t) = 0$  if the post is deleted. For example, at creation time  $t_0$ ,  $\mathcal{R}(t_0) = 1$ .

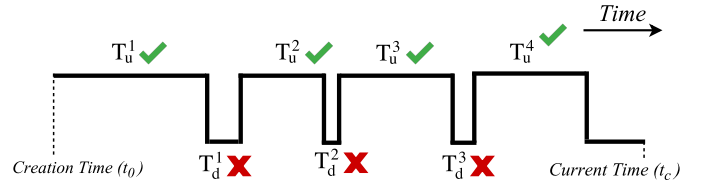


Fig. 1. Timeline of a post. The post is created at time  $t_0$ ,  $T_u^i$  is the duration of an up phase and  $T_d^i$  is the duration of a down phase. In up phases the post is visible to the adversary, in down phases it is not.

We assume that a post cannot be undeleted (or resurrected) and thus can be deleted only once. Consequently, we define the deletion time  $t_{del} > t_0$  such that  $\mathcal{R}(t) = 1$  for all  $t \in [t_0, t_{del})$  and  $\mathcal{R}(t) = 0$  for all  $t \geq t_{del}$ . We also assume that  $t_{del}$  is not a choice variable of the platform and remains unknown to the platform at any time before  $t_{del}$ .

**Observable state:** At any time  $t$ , by accessing the bulletin board, the adversary or any user only sees if the post is up (visible) or down (withdrawn). Let  $\mathcal{O}(t)$  denote this observable state of the post at time  $t \geq t_0$ . By convention, we say that  $\mathcal{O}(t) = 1$  if the post is up and  $\mathcal{O}(t) = 0$  if the post is down.

For a post, the platform can decide  $\mathcal{O}(t)$  for all  $t_0 < t < t_{del}$ . In particular, for each post, the platform chooses a sequence of positive integer values  $(T_u^j)_{j \in \mathbb{Z}_+}$  and  $(T_d^j)_{j \in \mathbb{Z}_+}$ , interpreted as up and down time durations respectively, and the observable state is set as follows.

For all  $t \in [t_0, t_{del})$  :

$$\begin{aligned} \mathcal{O}(t) &= 1 \text{ if, for some } i \geq 0, \\ &t \in \left[ t_0 + \sum_{j=1}^i T_u^j + \sum_{j=1}^i T_d^j, t_0 + \sum_{j=1}^{i+1} T_u^j + \sum_{j=1}^i T_d^j \right); \\ \mathcal{O}(t) &= 0 \text{ if, for some } i \geq 0, \\ &t \in \left[ t_0 + \sum_{j=1}^{i+1} T_u^j + \sum_{j=1}^i T_d^j, t_0 + \sum_{j=1}^{i+1} T_u^j + \sum_{j=1}^{i+1} T_d^j \right). \end{aligned} \quad (1)$$

For all  $t \geq t_{del}$  :  $\mathcal{O}(t) = 0$ .

Figure 1 illustrates the observable state (from an adversary's point of view) for a post due to the sequences of up and down duration. As the deletion time  $t_{del}$  is not known to the platform at any time before  $t_{del}$ , we can assume without loss of generality that large sequences  $(T_u^j)_{j \in \mathbb{Z}_+}$  and  $(T_d^j)_{j \in \mathbb{Z}_+}$  are chosen by the platform at the creation time  $t_0$ . As a result, the observable state in Equation (1) can be intuitively interpreted as follows. The post is initially up and stays up for a duration  $T_u^1$ . After the duration  $T_u^1$ , it goes down and stays down for a duration  $T_d^1$  before coming up again. This process continues indefinitely until the post is deleted by the owner. Finally, when a post is deleted, it goes down immediately even if it is in middle of an up duration, and stays down forever.

Our objective is to control the observable state so that it becomes difficult for the adversary (who observes a post to be down) to be certain about the deletion of a post. In the proposed intermittent withdrawal mechanism,  $(T_u^j)_{j \in \mathbb{Z}_+}$  and  $(T_d^j)_{j \in \mathbb{Z}_+}$  are mutually independent i.i.d. sequences of random variables drawn from probability mass functions (PMFs)  $f_{T_u}$

and  $f_{T_d}$  respectively. Given this, we define the intermittent withdrawal mechanism as follows:

**Definition IV.1** (Intermittent withdrawal mechanism). *We define  $\mathcal{M}_{IW}(f_{T_u}, f_{T_d})$  as an algorithm that draws mutually independent i.i.d. sequences  $(T_u^j)_{j \in \mathbb{Z}_+}$  and  $(T_d^j)_{j \in \mathbb{Z}_+}$  from  $f_{T_u}$  and  $f_{T_d}$  respectively, and sets  $\mathcal{O}(t)$  as in Equation (1).*

As elaborated later in Section V and onwards, We choose parameters PMFs  $f_{T_u}$  and  $f_{T_d}$  of the  $\mathcal{M}_{IW}$  to satisfy the contrasting privacy, availability, and adversarial overhead requirements. Throughout the analysis,  $F_{T_u}$  and  $F_{T_d}$  represent the cumulative distribution functions (CDFs), and  $\overline{F_{T_u}}$  and  $\overline{F_{T_d}}$  represent the complementary cumulative distribution functions (CCDFs) of  $f_{T_u}$  and  $f_{T_d}$  respectively. We assume that the platform can efficiently sample values from distributions  $f_{T_u}$  and  $f_{T_d}$ , and that these distributions are known to the adversary.

Next, we formally analyze our three security goals (privacy, availability and adversarial overhead) in the context of  $\mathcal{M}_{IW}(f_{T_u}, f_{T_d})$ .

### B. Deletion Privacy

The notion of deletion privacy should quantify the uncertainty of the adversary in distinguishing between a post being really deleted by the owner or just in one of its down durations. We define this likelihood of adversary detecting an actual deleted post as the likelihood ratio of the observed sequence of observable states since post creation conditioned on the post being deleted or not at the current time  $t_c$ .

**Definition IV.2.** *For any time  $t_c$ , we define the privacy of mechanism  $\mathcal{M}_{IW}(f_{T_u}, f_{T_d})$  as a ratio (LR)*

$$LR = \frac{\sup_{t \leq t_c} \Pr(\mathcal{O}_{\mathcal{M}_{IW}}([t_0, t_c]) \mid t_{del} = t)}{\sup_{t > t_c} \Pr(\mathcal{O}_{\mathcal{M}_{IW}}([t_0, t_c]) \mid t_{del} = t)}, \quad (2)$$

where  $\mathcal{O}_{\mathcal{M}_{IW}}([t_0, t_c])$  is the observed state for posts due to  $\mathcal{M}_{IW}$  in the interval  $[t_0, t_c]$ .

The above ratio is the classical *likelihood ratio* (LR) statistic [19] for the test to determine if the post was deleted or not, i.e., the test with null hypothesis  $H_0 : \{\mathcal{R}(t_c) = 1\}$  (equivalent to  $\{t_{del} > t_c\}$ ) and alternative hypothesis  $H_1 : \{\mathcal{R}(t_c) = 0\}$  (equivalent to  $\{t_{del} \leq t_c\}$ ). It is known that likelihood ratio tests have good properties and are often the most powerful tests that that the adversary can do to determine if the post was deleted [19]. Hence, limiting this likelihood ratio is the best way of limiting the possibility for the adversary of accurately testing if the post was deleted or not. Increase in the LR value for a post denotes increase in certainty of the adversary about a post deletion; in short, lesser value of LR denotes better privacy. Since the adversary knows the up and down time distributions he can compute the likelihood ratio of the deletion privacy. Our definition of deletion privacy parallels with the definition of differential privacy [22], however there is subtle difference between them (Appendix A).

**Deletion Privacy for the Intermittent Withdrawal Mechanism.** As deletion privacy (or LR value) depends on  $\mathcal{O}([t_0, t_c])$  (i.e., the sequence of observable states chosen by the platform) and consequently on the distributions  $f_{T_u}$  and  $f_{T_d}$ , we need to quantify this dependency to understand the deletion privacy offered by intermittent withdrawal mechanism.

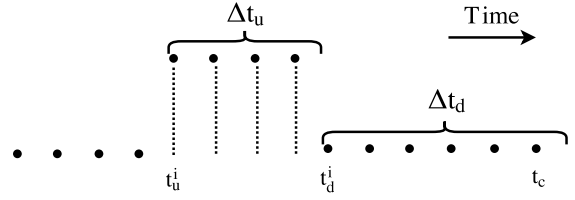


Fig. 2. **Observing the status of a single tweet from its creation and precisely looking at the last up and down duration,  $\Delta t_u$  and  $\Delta t_d$  respectively.**  $t_c$  is the current time,  $t_u^i$  denotes the last up toggle and similarly  $t_d^i$  is the last down toggle time.

In our intermittent withdrawal mechanism, up and down durations are drawn i.i.d. until the post is deleted. Therefore, the probability of the sequence is the product of probability of observing each duration which is the same regardless of if the post was deleted or not except for the last up and down durations; one of the last up and down durations could be cut by the deletion. As a result, the ratio  $LR$  depends only on the last up and down durations. We denote last up and down duration by  $\Delta t_u$  and  $\Delta t_d$  respectively and by extension by  $\mathcal{O}(\Delta t_u, \Delta t_d)$  the observed state in those times (see illustration on Figure 2). Then the likelihood ratio on the lhs of (2) can be simplified as

$$LR = \frac{\sup_{t \leq t_c} \Pr(\mathcal{O}(\Delta t_u, \Delta t_d) \mid t_{del} = t)}{\sup_{t > t_c} \Pr(\mathcal{O}(\Delta t_u, \Delta t_d) \mid t_{del} = t)}. \quad (3)$$

Now we compute the numerator and denominator separately. The denominator is simply the likelihood of observing  $\mathcal{O}(\Delta t_u, \Delta t_d)$  if the post was not yet deleted at time  $t_c$  (i.e.,  $\mathcal{R}(t_c) = 1$ ), which is

$$\Pr(\mathcal{O}(\Delta t_u, \Delta t_d) \mid \mathcal{R}(t_c) = 1) = f_{T_u}(\Delta t_u) \cdot \overline{F_{T_d}}(\Delta t_d - 1). \quad (4)$$

As the post has not been deleted at time  $t_c$  (i.e.,  $\mathcal{R}(t_c) = 1$ ), the probability of observing  $\Delta t_u$  is  $f_{T_u}(\Delta t_u)$ . Moreover, since the post is in middle of a down period the probability of observing  $\Delta t_d$  is  $\Pr(T_d^i \geq \Delta t_d) = \overline{F_{T_d}}(\Delta t_d - 1)$ .

For the numerator, we compute the probability of  $\mathcal{O}(\Delta t_u, \Delta t_d)$  conditioned on the deletion time being  $t$  for each  $t$  between the last toggle  $t_d^i$  and the current time  $t_c$  and take the maximum of those probabilities. (It is *not* necessary to consider earlier deletion times since the probability of  $\mathcal{O}(\Delta t_u, \Delta t_d)$  would then be zero.) We treat separately the case where  $t_{del} = t_d^i$  which corresponds to a deletion happening during (or at the end of) an up period and the cases  $t_{del} \in (t_d^i, t_c]$  which correspond to a deletion happening during a down period. In the second case, for  $t \in (t_d^i, t_c]$ , we have

$$\Pr(\mathcal{O}(\Delta t_u, \Delta t_d) \mid t_{del} = t) = f_{T_u}(\Delta t_u) \cdot \overline{F_{T_d}}(t - t_d^i - 1),$$

which is maximized for  $t = t_d^i + 1$  where  $\overline{F_{T_d}}(t - t_d^i - 1) = \overline{F_{T_d}}(0) = 1$ . In the case where  $t_{del} = t_d^i$ , then the last up period could have been either of exactly  $\Delta t_u$  or of more, hence

$$\Pr(\mathcal{O}(\Delta t_u, \Delta t_d) \mid t_{del} = t_d^i) = \overline{F_{T_u}}(\Delta t_u) + f_{T_u}(\Delta t_u).$$

Since  $\overline{F_{T_u}}(\Delta t_u) \geq 0$ , we conclude that

$$\sup_{t \leq t_c} \Pr(\mathcal{O}(\Delta t_u, \Delta t_d) \mid t_{del} = t) = \overline{F_{T_u}}(\Delta t_u) + f_{T_u}(\Delta t_u). \quad (5)$$



Substituting (4) and (5) into (3), we get the final expression of the likelihood ratio:

$$LR = \left( \frac{\overline{f_{T_u}}(\Delta t_u)}{f_{T_u}(\Delta t_u)} + 1 \right) \cdot \frac{1}{\overline{F_{T_d}}(\Delta t_d - 1)}. \quad (6)$$

Equation (6) captures the relation between the LR (i.e., deletion privacy) and the choice of up and down time distributions: (i) the LR is (almost) inversely proportional to the *hazard rate*  $f_{T_u}(\Delta t_u)/\overline{f_{T_u}}(\Delta t_u)$  of the up distribution; and (ii) the LR is inversely proportional to the *CCDF*  $\overline{F_{T_d}}(\Delta t_d - 1)$  of the down distribution. We need to optimize for these two functions while choosing up and down time distributions for controlling privacy guarantee of  $\mathcal{M}_{IW}$ .

### C. Availability property

The intermittent withdrawal mechanism provides deletion privacy at the cost of reducing availability of the post. The post is not visible to the adversary as well as any benign observer during the down periods. Intuitively, the availability of a post is simply the fraction of time the post is visible to an observer. Formally, for mechanism  $\mathcal{M}_{IW}(f_{T_u}, f_{T_d})$  the availability is:

$$Availability = \frac{\mu_{f_{T_u}}}{\mu_{f_{T_u}} + \mu_{f_{T_d}}}, \quad (7)$$

where  $\mu_{f_{T_u}}$  is the mean of the up time distribution  $f_{T_u}$  and  $\mu_{f_{T_d}}$  is the mean of the down time distribution  $f_{T_d}$ .

Note that both the LR (6) and availability (7) are functions of the up and down time distributions and thus are correlated. For instance, when posts in the archive are always down (e.g.,  $f_{T_u}$  is a finite distribution and  $f_{T_d}$  is a distribution with infinite mean), the archive has zero availability and perfect privacy (the LR value is 1). On the other hand, when posts in the archive are always up (e.g.,  $f_{T_d}$  is a uniform distribution with mean 0), the archive has perfect availability of 1 and no privacy (LR value is  $\infty$ ). In non-extreme cases, the relationship of availability and privacy is more intricate and depend on specific choices of up and down time distributions. We explore this trade-off between availability and deletion privacy empirically in Section VI.

## V. LETHEIA DESIGN

Although we parameterized the security guarantees in section IV, note that we still need to determine exact specifications for these parameters to effectively control the guarantees. The required parameters include the mean up (down) times for the up (down) distributions as well as choices of probability mass functions (PMFs) for those distributions. Thus the key design challenge for *Letheia* is: *How to choose suitable parameters for Letheia to give good availability and privacy guarantees effectively?* Here, we resolve this design challenge empirically.

### A. Choosing up/down distribution mean values to control availability

The availability of *Letheia*, the average fraction of up time, depends upon the mean for up and down distributions (recall Equation (7)). While choosing mean values of up and down time distributions, first the platform operator needs to decide upon the required availability of the platform. From a practical

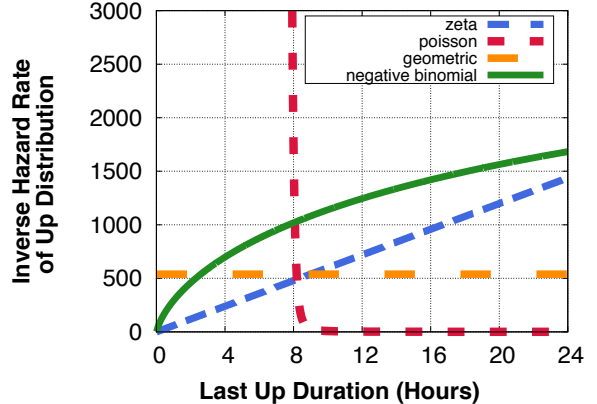


Fig. 3. Variation of inverse hazard rate with time for four choices of up time distributions (with same mean). Increase in inverse hazard rate signifies increase in LR value. Geometric distribution has a constant inverse hazard rate (and thus constant value of LR) for any last up duration, making it more predictable and preferable over other choices (which forces an increases in the value of LR at one point or another last up time duration).

perspective, we envision that the platform would need the availability to be around 90%.

The absolute value of the down time is also interesting from a usability viewpoint: Hypothetically if an operator expecting 90% availability sets the mean down time as one year and mean up time as nine years, a particular post will be hidden on average for one year. However, a year of down time on average might be unacceptable in many real-world scenarios: the users may leave the system if the non-deleted content is not available for such large durations. Therefore, unless otherwise stated, we set mean for down time distributions as one hour and mean for up time distributions as nine hours.

### B. Choosing up/down distribution PMFs to control deletion privacy

The platform operator needs to control the deletion privacy guarantee of *Letheia* via setting some suitable choices for up and down time distributions (i.e., their PMFs). Her aim is to consistently minimize the LR value for the adversary. Next, we separately explore the effect of up and down time distributions on LR values to resolve this issue.

**Geometric distribution is a suitable choice for up time distribution.** Recall that value of LR is inversely proportional to the hazard rate for the up time distribution (Equation (6)) at the last up duration. To select the up times distribution, we considered a wide range of distributions varying in their main characteristics and we present here four distributions with infinite support and the same mean of nine hours—zeta, poisson, geometric and negative binomial [38]<sup>3</sup>—that illustrate the main rationales behind our choice. Figure 3 shows the inverse hazard rate for these four choices of up time distributions for different values of last up durations (ranging up to 24 hours). The trends remain similar for longer time

<sup>3</sup>Negative binomial requires a parameter called shape parameter or  $n$ , which is set to 0.15 in Figure 3 for demonstration. The take away in this figure remains same for other values of  $n$ .

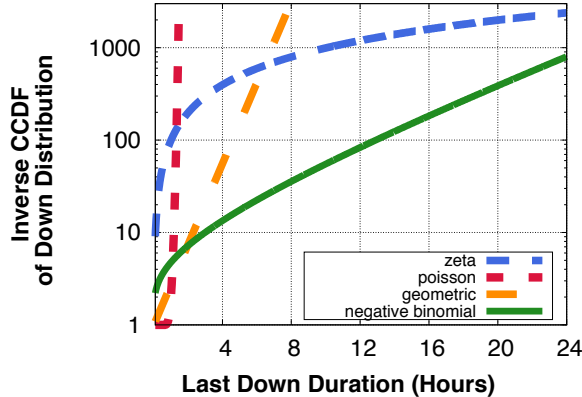


Fig. 4. Variation of inverse of CCDF values in log scaled (proportional to value of LR) for down distribution with last down duration for four choices of down distributions. Geometric distribution (low inverse CCDF for low values of last down duration, high inverse CCDF otherwise) and zeta distribution (higher inverse CCDF for low values of last down duration than geometric, stabilize when last down duration is high) shows two opposite patterns. Negative binomial provides a desirable balance between this two.

durations. The key observation is that only the memoryless geometric distribution has a constant inverse hazard rate for different last up durations. If we take geometric distribution as our up time distribution function, *any* value of last up duration will have the same effect on the value of LR, i.e., the value of LR will not be affected even when a deletion happens in middle of an up duration (and effectively cut short the original up duration).

However, this is not the case for other distributions—their inverse hazard rate changes with the value of last up duration. Thus, aside from geometric distribution, any other choice of up time distributions poses two problems: (i) the inverse hazard rate (and consequently LR value) would be very high at some point for the last up duration, as evident from Figure 3 and (ii) if a post is deleted in the middle of last up duration the LR value will change for that post (since deletion effectively changes the original value of last up duration) compare to the case of no deletion. This phenomenon might provide additional hint to the attacker. Thus we strongly prescribe to use geometric distribution as a suitable choice of up time distribution.

We note that our choice is conservative—for other distributions, there will be instances where inverse hazard rate (and subsequently the LR value) is lower compare to geometric distribution (see Figure 3). However, we prefer predictability in the inverse hazard rate of geometric distribution (and thus value of LR) for a deployment.

**Negative binomial distribution is a suitable choice for down time distribution.** Similar to up time distribution analysis, we have experimented with a wide range of distributions for down times. Recall that the LR value is proportional to the inverse CCDF of a given down time distribution (Equation (6)). Figure 4 presents the inverse of CCDF of down time distribution in log scale for different values of last down time duration (ranging up to 24 hours) for our four representative choices—zeta, geometric, Poisson and negative binomial [38]

(each with a mean of one hour). The trends remain similar for longer time durations. We first observe that for a small down duration, the Poisson distribution has the lowest inverse CCDF value (thus lowest LR). However, at the mean down duration, the value quickly jumps and becomes the highest amongst the different distributions tested. The reason is that most values in the Poisson distribution are concentrated around the mean. Hence, before the mean, the CCDF is close to 1 but quickly after the mean it becomes close to zero (intuitively, for Poisson distribution there is a negligible chance that a non-deleted post observes a down time much larger than the mean; thus observing one gives a very strong signal to the attacker).

Similarly, any other distribution with value concentrated around a mode would suffer the same limitation and it is preferable to select a distribution with a decreasing PMF such as geometric, zeta or negative binomial. Amongst those three, geometric has lowest LR for small down time durations, but it increases rapidly for large down time durations. Comparatively, zeta has higher LR for small down time durations and smaller values for large down time duration. This difference is because the geometric distribution has a light tail and its PMF decreases faster whereas the zeta distribution has a heavy tail and therefore assigns higher weights to very large values—hence observing even a very large value has a non-negligible probability to happen under no deletion if the down time distribution is zeta. Finally, the key observation from Figure 4 is that the inverse CCDF value of negative binomial distribution provides a balance between these two patterns and thus presents itself as a nice choice for down time distribution.

However there is a challenge while using negative binomial distribution: it takes another parameter (in addition to mean down time), called the shape parameter and denoted “ $n$ ”. In Figure 4,  $n$  is set to 0.15 for demonstrating trends, but a practical deployment of Lethēia requires a systematic guideline for setting  $n$ . Specifically, if the platform operator can have an estimate  $\theta^*$  for adversary’s decision threshold, then she can choose  $n$  such that the value of LR is lowest for decision threshold  $\theta^*$ . The platform operator may even base  $\theta^*$  on user perception, e.g., the operator might decide that it is ok, if an adversary finds out deletion of a post after six months or more.

As evident in Figure 4, zeta distribution will outperform negative binomial distribution at some point in time. However, we claim that for all the decision thresholds that we have considered (even years), there exists a shape parameter for the negative binomial distribution that provides lower LR value for that threshold compared to zeta distribution. On the other hand, if the platform can not come up with any reasonable  $\theta^*$  it might use zeta distribution, since eventually it will perform better than negative binomial distribution; however, this comes at the cost of lowering privacy, i.e., increased LR value, for some period of time. In general, we expect the platform operators, based on their experience, to estimate the range of decision threshold  $\theta^*$  values reasonably well.

**What is a suitable shape parameter for negative binomial distribution?** We present an analytical approach to set an optimal  $n$ , given platform operator’s estimate of decision threshold  $\theta^*$ . Since we set the up time distribution as geometric distribution with a constant inverse hazard rate (which we will



Estimate of decision threshold is $\theta^*$ days	Shape parameter $n$ for lowest LR
30	0.00060
60	0.00030
90	0.00020
120	0.00015
150	0.00012
180	0.00010

TABLE I. THE BEST SHAPE PARAMETER  $n$  I.E. THE LOWEST LR VALUE WHEN THE ESTIMATED DECISION THRESHOLD FOR THE ADVERSARY IS  $\theta^*$  DAYS. THE MEAN OF OUR NEGATIVE BINOMIAL DISTRIBUTION IS ONE HOUR.

denote by “ $c$ ”), Equation (6) becomes  $LR = \frac{c+1}{\overline{F_{T_d}}(\Delta t_d - 1)}$ .

Ideally, the platform operator should set  $n$  such that, when the adversary’s decision threshold is  $\theta^*$  (i.e., the adversary flags a post as deleted after not observing the post for time  $\theta^*$  or more), the post have the lowest LR value. In other words, LR value should be lowest when the last down duration is  $\theta^*$ . Thus, by deciding negative binomial distribution with mean  $\mu_d$  and shape parameter  $n$ , we would want  $\overline{F_{T_d}}(\Delta t_d - 1)$  to reach a maximum at  $\Delta t_d = \theta^*$ . Thus, we take the derivative of  $\overline{F_{T_d}}(\Delta t_d - 1)$  with respect to shape parameter  $n$  and equate it to 0 at  $\Delta t_d = \theta^*$ , i.e.,

$$\frac{\partial}{\partial n} \overline{F_{T_d}}(\theta^* - 1) = \frac{\partial}{\partial n} I_{\left(1-n\frac{1-\mu_d}{\mu_d}\right)}(\theta^*, n) = 0 \quad (8)$$

where  $I_x(a, b)$  is the incomplete beta integral. Now setting  $\mu_d = 1$  hour, we solve for  $n$  to determine the best shape parameter for a given value of  $\theta^*$ .

Table I shows the best shape parameters for different values of  $\theta^*$ . An archive operator can choose any of these values according to her choice of  $\theta^*$  or even calculate suitable values of  $n$  for her estimated  $\theta^*$  using our analytical technique. Further analysis and discussion about the effect of  $n$  on the LR value can be accessed in Appendix B.

### C. Lethia Algorithm

So far, we described how Lethia should choose suitable parameters for reasonable deletion privacy and availability guarantees. We finally present the algorithm that combines these techniques to conceal content deletion from adversaries.

*Input:* platform availability percentage, mean down time, adversary’s decision threshold.

*Procedure:*

- 1) Acquire the mean up time based on the provided mean down time and availability values.
- 2) Obtain the shape parameter using the derivative procedure based on Equation (8) using the mean down time and decision threshold from input.
- 3) Initialize the up and down distributions by passing the mean up and down times along with the shape parameter for the down distribution.
- 4) Upon a post creation, set the real state of the post to 1 and instantiate the first up period from the up distribution. Set the observable state of the post to 1.
- 5) Upon a toggle signal for a post, if the post was in a up period instantiate a down period from the down

distribution and set the observable state to zero; Otherwise instantiate an up period from the up distribution and set the observable state to one.

- 6) Upon a deletion request for a post from the owner, set the real and observable state to zero and remove the post from the active set (i.e. posts that toggle).

These steps above provides a platform operator the basic algorithm to run Lethia. However, from a system design point of view a relevant question is—how to efficiently implement these steps? For example, a simple but inefficient (not scalable) implementation for the platform is to just assign one process per post to keep track of the observable state for that post (which is toggled due to Lethia). We find that pre-computing future up and down durations and updating them lazily results in efficient Lethia implementation. We direct interested readers to Appendix C, where we discuss our proposed efficient Lethia implementation sketch in detail.

Note that we expect the platform to run Lethia to provide privacy to their users; however, some platform may even let the post owners themselves enforce the intermittent withdrawal mechanism for their posts; Our analysis remains same in those cases as well.

## VI. EVALUATION OF LETHIA

In this section we evaluate the practical usefulness of Lethia by answering a key question: In practice, how hard is for an adversary to detect deleted posts in present of Lethia, or in other words what is the adversarial overhead for identifying deleted posts in presence of Lethia?

The posts, which are deleted by the users, will naturally be down for an infinite time and at some point exceed the adversarially chosen decision threshold associated with the LR values and flagged by the adversary. These deleted posts, once correctly flagged by an adversary, constitute the true-positives for the adversary. On the other hand, when a down period  $T_d^i$  for some non-deleted posts exceed the decision threshold, Those falsely flagged posts constitute false-positives for the adversary strategy. Thus, for a decision threshold  $\theta$  set by our adversary, if her strategy gives  $TP_\theta$  true positives and  $FP_\theta$  false-positives, we measure the adversarial overhead as the precision  $Precision_\theta$  of the adversary. Formally,

$$Precision_\theta = \frac{TP_\theta}{TP_\theta + FP_\theta}. \quad (9)$$

To evaluate the usefulness of Lethia we will empirically explore the relation between adversarial precision, platform availability and decision threshold set by the adversary.

**Data Collection:** Today, such an intermittent withdrawal mechanism does not exist in the domain of social media and archives. We take Twitter as a good model platform to evaluate the feasibility and performance of Lethia. To that end, we need numbers for non-deleted and deleted posts on Twitter, and the rate of deletion and new tweets addition in Twitter.

Using reports such as [12], [13], we estimate that there are one trillion non-deleted tweets in the Twitter platform as of 2015. To determine the rates of deletion/addition of tweets, we resort to the 1% random sample provided by Twitter [11]. Specifically, we collected 1% random sample for 18 months

(from October 2015 to April 2017). In our 1% random sample, daily on average, 3.2 million tweets are created, i.e. in the whole Twitter 320 million new tweets are daily created. Further, the 1% sample also provides us deletion notices<sup>4</sup>; using those notices we determine how many of archived tweets are deleted daily [15]. We found that on average around 1 million tweets are daily deleted from 1% sample. So daily, on average 100 million tweets are deleted from the whole Twitter archive, finally daily adding 220 million non-deleted tweets to the archive.

In summary, we estimate that one trillion non-deleted tweets reside in the Twitter platform on 2015, and every day 320 million tweets are created and 100 million are deleted. Thus, the ratio between the volume of deleted and non-deleted tweets in the whole Twitter platform is approximately 0.01% on October 2015. As time passes, this ratio will become smaller (assuming deletion volume will not change too much). We note that, intuitively, due to this high volume of non-deleted tweets, it is beneficial to use *Letheia* on platforms like Twitter.

**Experimental setup:** For our experiment, we set 1 day as our time unit and pick three system availabilities to experiment—85%, 90% and 95%, all with the mean down time of one hour. Consequently, for 85%, 90% and 95% availability the mean up times are respectively 5.7, 9 and 19 hours. Next, we set the up and down time distributions as geometric and negative binomial respectively (as discussed in Section V). We use Table I to set the shape parameter  $n$  for our negative binomial distribution.

To make the *Letheia* simulation feasible with our available resources, we scale down the absolute numbers of deleted/non-deleted tweets to 0.01% of their original values. In other words, we simulate *Letheia* on a scaled down version of Twitter (our archival platform). We consider that our platform contains 100 million non-deleted tweets (0.01% of 1 trillion) already archived in the platform<sup>5</sup>. Moreover, 32k tweets are created each day and 10k tweets are deleted (thus adding 22k non-deleted tweets each day) in our platform.

**Experimental methodology:** We note that in order to simulate *Letheia* we don't need the exact time for each post creation and deletion. We take 1 day as our time unit and for our simulation, we assume that creation and deletion notifications are received in batch in every time unit. Moreover, when a post is deleted it will remain in a down period forever and the adversary will flag it as soon as the decision threshold time passes, meaning that all the deletions will be identified eventually<sup>6</sup>. We continue this experiment for 10 years (considering creation and deletion of tweets each day).

Leveraging our aforementioned experimental set-up we simulate *Letheia* and measure adversarial overhead (i.e. precision) at different decision thresholds, using equation (9). In our set up the true positive for the adversary is simply: number of daily deletions  $\times$  (experiment duration - decision threshold).

<sup>4</sup>Deletion notifications are sent only for users' selectively deleted tweets (not for Twitter suspended accounts and bulk deletions via deleting account).

<sup>5</sup>For these posts we don't need to know the creation timestamps and just apply *Letheia* as if all of them were created on the first day of experiment.

<sup>6</sup>In this scenario we are not considering type II errors for detecting deletions.

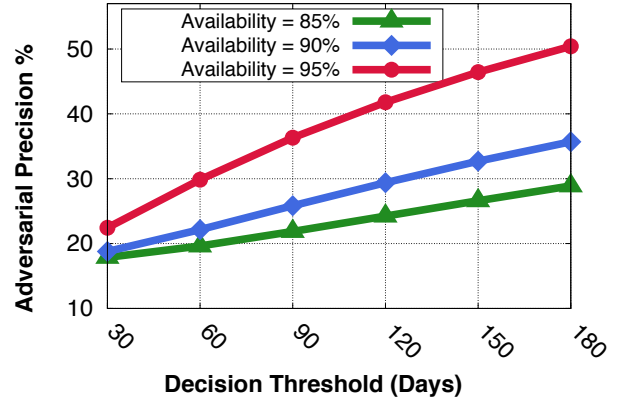


Fig. 5. Variation of adversarial precision against decision threshold periods for different availability values in flag-once scenario. In this scenario, each tweet can be *flagged only once*. The Figure shows the trade-off between availability, adversarial precision and decision threshold. Increase in availability results in better precision values for the adversary. Also increase in decision thresholds the adversarial precision increases.

The false positives for our adversary, on the other hand, are non-deleted tweets that get flagged based on adversary's decision threshold. Further, we note that our adversary might decide to flag the false positives either once or multiple times (i.e., remove flag from a tweet when the tweet is resurrected after a long time and again flag it later). We consider these two scenarios separately in our simulation.

**Adversary investigates a flagged tweet only once:** In this scenario, if a non-deleted post gets flagged the adversary will investigate it and after its investigation, it will remove that tweet from his consideration. Thus, the adversary will not consider the post again in the future, even though the post is visible again. We call this scenario *flag-once*. Figure 5 is showing the variance of adversarial precision for different decision thresholds in X-axis. As the decision threshold increases the adversary's confidence about a tweet being deleted also increases which result in higher precision values. Note that even for 85% and 90% platform availability the adversarial precision is around (or less than) 35% even when the decision threshold is as high as six months or 180 days, i.e., due to *Letheia* a deletion will go unnoticed for as long as six months.

**Adversary investigates a flagged tweet multiple times:** This scenario is opposite of the previous one in the sense that once a non-deleted tweet has been flagged and investigated it will return to the set of non-deleted. We call this scenario *flag-multi*. The rationality behind this scenario is: it is true that the falsely flagged tweets are not deleted at the current time, but they might be at a future point in time, since sensitivity changes with time and life events. Thus the adversary would also like to take into consideration the real deletion of false positive tweets. Figure 6 shows the adversarial precision with varying decision thresholds. Compared to the scenario in Figure 5 the adversary has a lower precision for different thresholds for all values of platform availability. The reason is, in this case, a tweet can be flagged multiple times and result in higher false positives. Specifically, in Figure 6, for the case of 90% availability, *Letheia* keeps adversarial precision around 20% even when

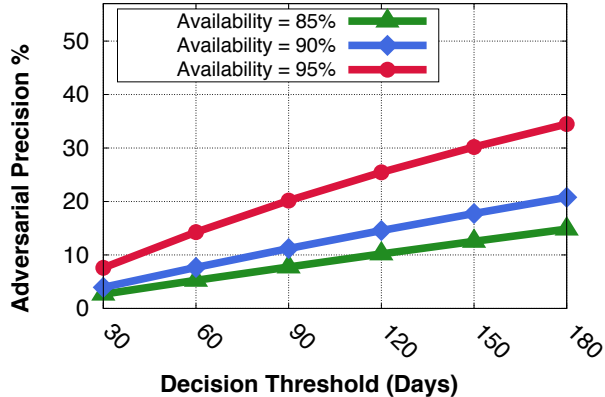


Fig. 6. Variation of adversarial precision against decision threshold periods for different availability values in flag-multi scenario. In this scenario a tweet can be falsely *flagged multiple times*. In this case, *Letheia* achieves better precision (lower values) compare to Figure 5 due to the increase in the number of false positives.

adversary’s decision threshold is as high as 6 months.

**The overhead of investigating falsely flagged tweets:** Finally, we address one aspect of *Letheia* that we did not consider so far: the astronomical number of falsely flagged tweets that an adversary has to investigate (i.e., extra work) in either of these scenarios. Table II presents the raw number of non-deleted tweets falsely flagged (i.e. false positives) for both of the aforementioned scenarios. In the worst case, adversary falsely flagged 13 trillion tweets in the flag-multi scenario when the availability and decision threshold are respectively 85% and 30 days. As Table II shows, even in the best case, when availability and decision thresholds are 95% and 180 days respectively in the flag-once scenario, the adversary needs to investigate 340 billion falsely flagged tweets.

We have also considered one extreme case—setting the platform availability to 99% (results not shown), i.e., setting the mean down and up time respectively to 1 hour and 99 hours. Although the precision, in that case, is higher compared to the ones in Figure 5 and 6, we found that even with 99%

Decision threshold (days)	#falsely flagged tweets (in trillions) for flag-once scenario and different availability %			#falsely flagged tweets (in trillions) for flag-multi scenario and different availability %		
	85%	90%	95%	85%	90%	95%
30	1.64	1.54	1.23	13.05	8.7	4.35
60	1.45	1.24	0.83	6.39	4.26	2.13
90	1.25	1.01	0.62	4.18	2.78	1.39
120	1.09	0.84	0.48	3.07	2.04	1.02
150	0.95	0.71	0.40	2.40	1.60	0.80
180	0.84	0.61	0.34	1.96	1.30	0.65

TABLE II. VARIATION OF NUMBER OF FALSELY FLAGGED TWEETS WITH DIFFERENT AVAILABILITIES, WHICH THE ADVERSARY NEEDS TO INVESTIGATE UNDER DIFFERENT SCENARIOS.

availability, in the best case (decision threshold 6 months, flag-once scenario) adversary still needs to investigate 70 billion falsely flagged tweets. In short, We emphasize that the number of falsely flagged tweets is astronomical, and without incurring very high infrastructural cost an adversary can not support such investigation. Thus, much higher decision thresholds are needed for the adversary.

**Summary.** In this section, we evaluate *Letheia* to check how much it limits the adversary’s capability to identify deleted posts in a platform effectively. Noticeably, our system lowers the precision of an adversary and at the same time preserves the platform availability. We finally explore one question, primarily for establishing the practical appeal of *Letheia*—in addition to ensuring high availability does *Letheia* preserve the normal operation of a real world platform?

## VII. EFFECT OF LETHEIA DEPLOYMENT IN REAL WORLD

One important property that many platforms would like to ensure while deploying *Letheia* is to make sure that their users are able to normally interact with the content they want and thus utility of their system is preserved. This guaranty is different from availability since even with 99% availability, the 1% non-available content might be the ones users are most interested in. We identify one key factor that captures the distinction between availability and utility—the interaction with content in many platforms go down with time passing. E.g., [8], [37] shows that tweets receive more than 60% of their total retweets and replies within the first hour after posting and the interaction quickly becomes negligible as time passes. Thus, ensuring that these interactions with content can be progressed normally is a way to ensure that *Letheia* does not hinder normal platform operations and preserve the utility of the platform.

### A. Quantifying utility of a platform

In order to evaluate the effect on utility in a real world scenario, we again aim to leverage data from Twitter. But first, we need to concretely define the utility of each post as well as the utility of the platform in the context of Twitter.

**Utility of a post and of the platform:** We capture the temporal utility of a post with the volume of interactions it receives over time. Specifically, we take “retweets” as a proxy for interactions around a tweet in our experiments. We note that, retweets might be a subset of all interactions within the system (other interactions might be replies or user mentions). However, it is still one of the widely employed proxies of activity around a tweet [18], [21], [31]. We quantitatively measure the collective utility of the platform (in presence of *Letheia*) to be the *fraction of retweets allowed* when *Letheia* is in place.

**Collecting a utility dataset:** We need to ensure that *Letheia* preserves utility for all normal users of our system. To create a collective random sample of such users, first, we take all the users who appeared in the 1% random Twitter sample collected in the first week of November 2011. Then we divide the users into five exponential buckets based on their number of followers (i.e. by their popularity) and randomly sampled

Decision Threshold (days)	Availability		
	85%	90%	95%
30	99.25	99.50	99.76
60	99.46	99.66	99.83
90	99.55	99.72	99.87
120	99.61	99.76	99.89
150	99.63	99.79	99.90
180	99.68	99.82	99.91

TABLE III. UTILITY FOR TWITTER IN PRESENCE OF LETHEIA OPERATING WITH DIFFERENT AVAILABILITIES AND DIFFERENT DECISION THRESHOLDS. IN ALL CASES THE UTILITY OF THE SYSTEM IS ABOVE 99%, AND AS THE AVAILABILITY INCREASES THE UTILITY INCREASES.

500 users from each bucket. We did this subsampling in mid-February 2016. Thus we end up with 2,500 random users. We collected all the tweets posted by these users (respecting Twitter’s limit of 3200 most recent tweets per user) and all the retweets of those tweets on end of February 2016. Out of the 2,500, 6 users have made their account private between the time of subsampling and the time of all-tweets collection. So we end up collecting data from rest of the 2,494 users. There are a total of 4,858,014 tweets in our dataset. Among them there are 730,055 tweets with at least one retweet and these tweets have 8,836,706 retweets in total. We will use this utility dataset to check the effect of *Letheia* on platform utility.

### B. How does *Letheia* affect utility?

We simulate *Letheia* on our utility dataset with the following set-up for *Letheia*’s parameters.

**Setup for measuring utility in presence of *Letheia*:** We have experimented with setting the platform availability to 85%, 90% and 95%. We again set the mean down time to 1 hour and set mean up times to satisfy availability requirements. The mean up and down distributions are geometric and negative binomial respectively. Recall that the negative binomial distribution needs a shape parameter along with the mean. Although we are not considering the adversary in the utility experiment, to be consistent with the privacy analysis, we repeat the experiment for the shape parameters from Table I.

Specifically, we simulate *Letheia* for each of the posts in our utility dataset. Note that, an original retweet happening in a down duration (i.e., when the tweet is hidden) is essentially missed and thus platform utility is affected. However, retweets happening in an up duration essentially remain unaffected. We count all the retweets that would have been missed if *Letheia* was in place and calculate the fraction of retweets missed due to *Letheia*. Note that, here we do not consider the effect of missed retweets on future retweets, modeling such effect are part of our future work. Finally, the utility of our system will be simply  $1 - \text{fraction of retweets missed}$ .

***Letheia* has minimal effect on system utility:** Table III shows the utility of the platform in presence of *Letheia* with varying decision thresholds (for each of them the optimal shape parameter is used). The table is showing the utility, i.e., the fraction of retweets allowed, for 85, 90 and 95% availability. For each of the availabilities, we have chosen six different decision thresholds with their corresponding shape parameter from Table I. The key observation is: for all the cases the utility is quite high. Moreover, the difference between the utilities are

at most 0.5% for different availabilities, and if 99% utility is sufficient for the platform, the platform can simply choose 85% availability over 95% to provide better privacy to the users while maintaining utility.

In summary, *Letheia* can indeed hide deletion of users while having minimal effect on platform utility. In fact for a successful deployment of *Letheia* even 85% or less availability might provide platforms a good trade off between privacy, availability, adversarial overhead and platform utility.

## VIII. ENHANCEMENTS AND DISCUSSION

So far we have analyzed the deployment of *Letheia* in a very conservative scenario. However, in a real world deployment of *Letheia*, an operator can make additional assumptions and choose his parameters accordingly to extend *Letheia*. We discuss some prominent enhancements below.

**Real-world restricted adversary.** In this work, we considered an adversary that can consistently observe each and every post of our platform and has enough computing power and memory to take continuous snapshots of the platform. However, in the real world, adversaries are limited by computing power and memory. Further, a real-world adversary will probably have a much more restricted view of the platform (e.g., Twitter normally allows the developers to collect only 1% random sample of their data) or even of the *Letheia* deployment (e.g., adversary has to estimate the exact parameters of up/down distribution). Hence a possible extension of *Letheia* is to restrict the adversary model (i.e., capabilities of the adversary) with practical restrictions on adversary resources and further considering the estimation overhead of *Letheia* parameters. The privacy guarantees provided by *Letheia* will significantly improve for such restricted, real-world adversaries.

**Providing privacy guarantees based on users’ needs.** We note that by choosing different up/down time distributions, a platform operator can obtain various types of privacy guarantees for *Letheia*. For example, if a user needs privacy specifically for 2 or 3 days (e.g., during an uprising) then the system operator can provide short-term privacy by choosing appropriate distributions (where LR value is very low for a short term, then increase rapidly). On the other hand, some celebrity might want long term privacy, where the privacy guarantee is not very high, but it is relatively stable over time. In other words, another possible extension will be to match users’ need for privacy by simply tweaking the parameters and distributions in *Letheia*. The privacy guarantees can further be improved in case a user does not mind deleting their content only in down periods. Recall that, we choose geometric distribution as a suitable up distribution primarily since it enables the users to delete their content in both up and down time durations without any effect on the privacy. In case post deletions are restricted only in down durations, we can also explore other choices for up distributions.

**Will 6 month be sufficient?.** *Letheia* provides plausible deniability guarantees for a deletion even after 3 to 6 months of deletion. We argue that delaying an adversary 3 to 6 months to detect deletions might be sufficient in many scenarios. The reason is twofold: (i) Recent work [26] modeled users of social platforms as limited memory information processing actors; these actors care less and less about old information. In fact,

this model is supported by the phenomena that almost all large social media sites today show the posts reverse chronologically. (ii) More often than not, curious people may focus on some specific user’s posts related to some offline (i.e., physical work) event (e.g., in the case of the SNL cast member [5], it was her joining the SNL); however due to the very same reason the user in focus might decide to delete her posts at that time. If *Letheia* can delay the revelation of this deletion even for a few days, it should be sufficient to dissuade the observers.

**Deniability through resurrections.** As suggested earlier in Section III-D, a devoted stalker who stalks a particular user or post over a long duration will not be restricted by our precision measure. Nevertheless, if the system allows resurrection of deleted post, the victim user can deny the deletion in the future by restoring the deleted post and claiming that it was just down due to *Letheia*. Notice that such a deniability is not available with the current social and archival sites as the invisibility of the post indicates the deletion with certainty. As most social sites allow resurrection, this limited deniability may be beneficial to the targeted users.

**Opt-outs and Delayed Execution.** In some cases, users wish to maintain uninterrupted availability of some of their posts infinitely (e.g., pinned tweets on Twitter) or for the first few days. *Letheia* can easily skip such posts specifically marked by the user. Although these posts do not affect privacy and only improve availability, they can improve adversarial precision: such posts are hardly deleted and thus, their continuous presence will result in lesser false positives. Nevertheless, given the very high utility provided by *Letheia*, we expect the number of such posts to remain limited.

**Deception for Intrusion Detection and Surveillance Systems.** We observe *Letheia* can have interesting applicability beyond the content deletion scenario. For example, consider an intrusion detection or surveillance system that continuously monitors accesses to a system. Assume an intruder with a side channel that allows him to determine if the system is not functioning due to some maintenance issue, power outage or crash. The intruder wishes to exploit this side channel to attack the system; nevertheless, the attack might be time-consuming, and the stakes can be very high for him such that he does not like to get caught in action. *Letheia*’s approach can be used in this context as a deceptive technology, deterring the intruder even when the system goes down. It will be confusing for the intruder as it cannot determine if the system is in a sleep mode due to *Letheia* or has crashed. Interestingly, this approach will also be helpful towards making the surveillance system energy-efficient as it will not have to be online and operate constantly.

## IX. CONCLUSION

In a world where memory is perfect and permanent, we are in dire need of mechanisms to restore the ability to forget; providing users ability to delete their past data is insufficient. In fact, against an adversary who can persistently observe a user’s data, the user’s deletions make her more vulnerable by directly pointing the adversary to sensitive information. In this work, we have defined, formalized, and addressed this problem by designing *Letheia*.

In particular, we have formally defined a novel intermittent withdrawal mechanism, quantified its privacy, availability, and adversarial overhead guarantees to find a tradeoff between privacy, availability, and adversarial overhead. We build upon this mechanism to design *Letheia* which provides users deniability for their deletions while having very little impact on the system availability against an extremely powerful adversary having complete knowledge about the archival platform. Still, even in the case of such an adversary, leveraging real-world data we have demonstrated the efficacy of *Letheia* in providing a good tradeoff between privacy, availability, adversarial overhead and platform utility. For example, we have shown that while maintaining availability 95% and utility as high as 99.7%, we can offer deletion privacy for up to 3 months from the time of deletion while still keeping the adversarial precision to 20%.

However this work is not a silver bullet; in fact, we only take a first few prominent steps towards solving the multi-faceted problem of the forgetting to be forgotten. Several interesting remaining challenges pave a concrete path towards future research. One future challenge might consider deletion of correlated posts. Another challenge might be to handle concrete deployment issues for *Letheia*, which opens a wide variety of questions such as how to synchronize processes between geo-replicated data stores? Specifically, today data resides in multiple data stores, and the hiding/unhiding process of *Letheia* needs to be synchronized.

## ACKNOWLEDGMENT

The authors gratefully thank the anonymous reviewers for their helpful comments. This work was partially supported by an Intel-CERIAS research fellowship and the Alexander von Humboldt foundation.

## REFERENCES

- [1] “Snapchat,” <https://www.snapchat.com/>, (Accessed on August 2017).
- [2] “How tweet it is!: Library acquires entire twitter archive,” <http://blogs.loc.gov/loc/2010/04/how-tweet-it-is-library-acquires-entire-twitter-archive/>, 2010, (Accessed on August 2017).
- [3] “4chan raids: how one dark corner of the internet is spreading its shadows,” <http://www.theconversation.com/4chan-raids-how-one-dark-corner-of-the-internet-is-spreading-its-shadows-68394>, 2016, (Accessed on August 2017).
- [4] “Dust,” <https://www.usedust.com/>, 2016, (Accessed on August 2017).
- [5] “Sn1’s first latina cast member is caught out deleting thousands of tweets, some of which were ‘racist and offensive,’” <http://www.dailymail.co.uk/news/article-3805356/SNL-s-Latina-cast-member-caught-deleting-thousands-tweets-racist-offensive.html>, 2016, (Accessed on August 2017).
- [6] “24 tweets ed sheeran will probably delete soon,” <https://www.buzzfeed.com/mjs538/we-r-who-we-r-is-a-good-song-tho>, 2017, (Accessed on August 2017).
- [7] “Politwoops’ archive of 1m deleted tweets from politicians is available again,” <https://thenextweb.com/twitter/2015/09/17/politwoops-archive-of-1m-deleted-tweets-from-politicians-is-available-again/>, 2017, (Accessed on August 2017).
- [8] “Replies and retweets on twitter,” <https://sysomos.com/inside-twitter/twitter-retweet-stats/>, 2017, (Accessed on August 2017).
- [9] “Resavr,” <https://www.resavr.com/>, 2017, (Accessed on August 2017).
- [10] “Stackprinter,” <http://www.stackprinter.com/deleted>, 2017, (Accessed on August 2017).
- [11] “The streaming apis,” <https://dev.twitter.com/streaming/overview>, 2017.



- [12] "Twitter puts trillions of tweets up for sale to data miners," <https://www.theguardian.com/technology/2015/mar/18/twitter-puts-trillions-tweets-for-sale-data-miners>, 2017, (Accessed on August 2017).
- [13] "Twitter's evolving plans to make money from its data stream," <https://bits.blogs.nytimes.com/2015/04/11/twitters-evolving-plans-to-make-money-from-its-data-stream>, 2017, (Accessed on August 2017).
- [14] "Uneddit," <http://uneddit.com/>, 2017, (Accessed on August 2017).
- [15] H. Almuhiemi, S. Wilson, B. Liu, N. Sadeh, and A. Acquisti, "Tweets are forever: A large-scale quantitative analysis of deleted tweets," in *CSCW'13*.
- [16] O. Ayalon and E. Toch, "Retrospective privacy: Managing longitudinal privacy in online social networks," in *SOUPS'13*.
- [17] L. Bauer, L. F. Cranor, S. Komanduri, M. L. Mazurek, M. K. Reiter, M. Sleeper, and B. Ur, "The post anachronism: The temporal dimension of facebook privacy," in *ACM WPES '13*.
- [18] D. Boyd, S. Golder, and G. Lotan, "Tweet, tweet, retweet: Conversational aspects of retweeting on twitter," in *System Sciences (HICSS), 2010 43rd Hawaii International Conference on*. IEEE, 2010, pp. 1–10.
- [19] G. Casella and R. L. Berger, *Statistical Inference*, 2nd ed. Duxbury Press, 2002.
- [20] C. Castelluccia, E. De Cristofaro, A. Francillon, and M.-A. Kaafar, "Ephpub: Toward robust ephemeral publishing," in *ICNP'11*.
- [21] M. Conover, J. Ratkiewicz, M. R. Francisco, and B. Gonçalves, "Political polarization on twitter." 2011.
- [22] C. Dwork, "Differential privacy," in *ICALP'06*.
- [23] R. Geambasu, T. Kohno, A. Krishnamurthy, A. Levy, H. M. Levy, P. Gardner, and V. Moscaritolo, "New directions for self-destructing data," University of Washington, Tech. Rep. UW-CSE-11-08-01, 2011.
- [24] R. Geambasu, T. Kohno, A. A. Levy, and H. M. Levy, "Vanish: Increasing data privacy with self-destructing data," in *USENIX Security Symposium '09*.
- [25] R. Geambasu, A. A. Levy, T. Kohno, A. Krishnamurthy, and H. M. Levy, "Comet: An active distributed key-value store," in *OSDI'10*.
- [26] M. Gomez-Rodriguez, K. P. Gummadi, and B. Schölkopf, "Quantifying Information Overload in Social Media and Its Impact on Social Contagions," in *ICWSM'14*.
- [27] G. E. Hine, J. Onalapo, E. De Cristofaro, N. Kourtellis, I. Leontiadis, R. Samaras, G. Stringhini, and J. Blackburn, "Kek, cucks, and god emperor trump: A measurement study of 4chan's politically incorrect forum and its effects on the web," in *ICWSM*, 2017, pp. 92–101.
- [28] B. Krishnamurthy, K. Naryshkin, and C. Wills, "Privacy leakage vs. protection measures: the growing disconnect," in *WEB 2.0 SECURITY & PRIVACY 2011*.
- [29] B. Krishnamurthy and C. E. Wills, "On the leakage of personally identifiable information via online social networks," in *WOSN'09*.
- [30] K. S. Maddock, Jim and R. M. Mason, "Using historical twitter data for research: Ethical challenges of tweet deletions," in *CSCW '15 Workshop on Ethics*.
- [31] M. Mondal, J. Messias, S. Ghosh, K. P. Gummadi, and A. Kate, "Forgetting in social media: Understanding and controlling longitudinal exposure of socially shared data," in *USENIX SOUPS '16*.
- [32] S. K. Nair, M. T. Dashti, B. Crispo, and A. S. Tanenbaum, "A hybrid PKI-IBC based ephemerizer system," in *SEC'07*.
- [33] R. Perlman, "The ephemerizer: Making data disappear," Sun Microsystems, Inc., Tech. Rep. SMLI TR-2005-140, 2005.
- [34] "Politwoops," <http://politwoops.sunlightfoundation.com/>, (Accessed on August 2017).
- [35] S. Reimann and M. Dürmuth, "Timed revocation of user data: Long expiration times from existing infrastructure," in *WPES'12*.
- [36] A. Srivastava and G. Geethakumari, "Measuring privacy leaks in online social networks," in *ICACCI'13*.
- [37] D. van Lieere, "How far does a tweet travel?: Information brokers in the twitterverse," in *MSM '10*.
- [38] C. Walck, "Handbook on statistical distributions for experimentalists."
- [39] R. H. Weber, "The right to be forgotten more than a pandora's box?" *jipitec*, vol. 2, no. 2, 2011.
- [40] M. Xue, G. Magno, E. Cunha, V. Almeida, and K. W. Ross, "The right to be forgotten in the media: A data-driven study," *PoPETS*, vol. 2016, no. 4, pp. 389–402, 2016.
- [41] YouTomb, <https://web.archive.org/web/20141029040225/http://youtomb.mit.edu/>, 2017, (Accessed on August 2017).
- [42] A. Zarras, K. Kohls, M. Dürmuth, and C. Pöpper, "Neuralizer: Flexible expiration times for the revocation of online data," in *ACM CODASPY '16*.

## APPENDIX

### A. Difference between Deletion Privacy & Differential Privacy

Our notion of deletion privacy has parallels with differential privacy [22] in that we consider the ratio of likelihood of observed states, but there is also a subtle difference. The privacy parameter defined in Definition IV.2 depends on the specific observed states  $\mathcal{O}$ . This is in contrast with differential privacy where the relevant ratio  $e^\epsilon$  (for the parameter  $\epsilon$ ) is defined as a worst-case bound for all possible observations. The reason for choosing this definition instead of differential privacy is that it is not possible to find a meaningful bound on the ratio in Equation (2) valid for all observations: as time-since-deletion increases, the adversary becomes more certain about deletion. In short we can interpret our deletion privacy definition as a way to capture the certainty of an adversary for detecting post deletion with his observed states over time.

### B. Effect of Negative binomial Shape Parameter on LR value

In section V we discussed that negative binomial distribution takes a shape parameter  $n$ , along with the mean as inputs. Knowing the mean down time and adversary's decision we provided a procedure to calculate  $n$ .

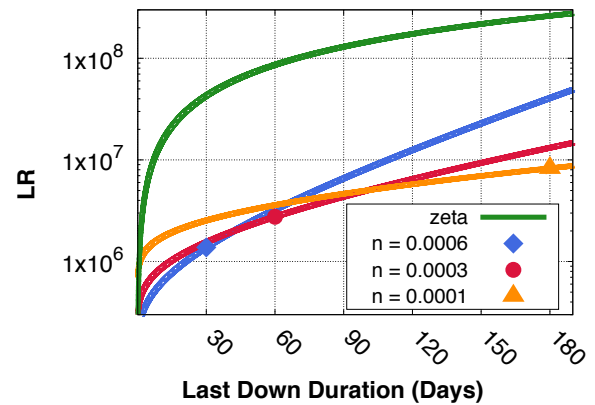


Fig. 7. Variation of LR for zeta distribution and three choices of shape parameters for the negative binomial distribution. The x-axis is showing the last down duration in months and y-axis is showing the LR value in log scaled. The lowest LR value for each of the decision thresholds in table I is for the corresponding shape parameter. Choosing negative binomial distribution with any of the parameters for the given down durations results lower LR values then choosing zeta as the down distribution.

Furthermore, in Figure 7, we demonstrate how parameter  $n$  impacts the LR value by plotting the LR for some of the shape parameters in table I (corresponding to  $\theta^*$  1, 2 and 6 months). We have set the mean up and down time to nine and one hours respectively. As evident there is no shape parameter



that performs best for all the times, however, we can observe that for each of the decision thresholds  $\theta^*$  in Table I the corresponding shape parameter has the lowest LR value. We also observe that for all the chosen parameters, LR value for negative binomial is lower than the case of picking zeta as down distribution.

### C. An implementation sketch for Letheia

In section V we presented the basic steps of Letheia. However in our paper we considered that Letheia should be applied to each single post. So a very practical question is: How to efficiently implement Letheia in a platform? Here we provide a brief implementation sketch.

**Basic setup for a platform.** We assume a generic archival platform where each post is stored as an Active Store Object (ASO) [25]. ASOs are simply key-value pairs with some (optional) code to run on values. Traditionally this ASO code is written in terms of handlers (e.g., code to handle deletion). Each post ASO will have a unique post id as key, the user generated post content as value, identification of the owner (as authentication token) and some metadata (e.g., the real state flag for a post). We further assume that there is an internal trusted time server, which is used throughout the platform for synchronizing operations. The platform internally do not use any other timestamps. Any mention of timestamps in this section refers to this internal timestamp. Extending this set-up to traditional databases is simple and left to future work.

We use a Comet [25] like architecture from previous work, where the platform operator as well as platform users (including adversary) have some specific Application Programmer Interfaces (API) to access/create/delete the posts. However note that in our adversary model, the adversary can just query the posts and can not change them in any way. Thus unlike comet we assume that post ASO objects are immutable from the point of view of an adversary.

**Straw man implementation.** A straightforward implementation of Letheia is to add an “observable state” flag (binary) with meta data of each post ASO. Whenever a post is created, the platform operator assigns a process (or a thread) to the post. That process will apply Letheia algorithm to toggle the observable state. In case of a view request, another user initiated process will seek the required ASO or ASOs, check the “observable state” flag and return a post if the post is observable (i.e., observable state flag is TRUE). However, this design is definitely not scalable for a platform with billions of posts. Thus we need an improved implementation.

**Key insight.** Our key insight is simple—the platform can precompute the timestamps for future up and down durations and then lazily update those duration timestamps. At any current time, for a view request, the platform operator can just use the current timestamp to determine if the post should be in up or down duration (using the precomputed up/down duration timestamps) and return a post in case the post is in up duration or return null if the post is in down duration. The only exception is if the data owner requested to view her own post, the post should be returned, irrespective of up/down duration.

**An improved Letheia implementation.** We note that instead of keeping track of the observable state, a process can simply

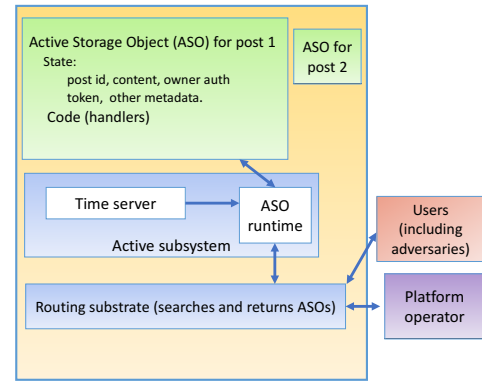


Fig. 8. A basic implementation schematic for Letheia. Each post is an ASO, and using APIs and code handlers these ASOs can be accessed. An operator can add more metadata to the ASO content according to requirement of the platform.

compute the observable state of an ASO using the current timestamp and the precomputed up/down duration timestamps. Thus, when the platform operator adds each post ASO, they should also add (in bulk) the timestamps corresponding to up and down durations for a large time period in future (e.g., for next one year). Specifically we present the basic schematic of our proposed implementation in Figure 8. Each post ASO contains a state which includes the post content, an authentication token to identify the owner of the tweet (who can delete the tweet) and timestamps for future up and down durations. Both the users (including adversaries) and the platform uses a routing substrate to find ASOs in the distributed storage (e.g., via a hash table of keys). The active subsystem contains our trusted time server and the ASO runtime, which convert platform and user API calls to ASO handlers and executes the ASO handler code.

Table IV contains the summary of API and ASO handler code descriptions. We use authentication (or auth) tokens to identify a user (to determine data owner or not). Any user can create a post using her auth token with *put* or delete her posts using *delete*. Handler code for call *get* first checks the auth token and if the request is from data owner the platform always returns the post (if it is not deleted). If the *get* request is not from a data owner, then (using the precomputed up/down durations) the handler code checks if the current timestamp is within the up of down time duration. If the current timestamp falls in an up duration for the post then the platform returns the post’s content to the requesting user, otherwise the platform returns null. In addition to *get*, *put* and *delete*, the platform operator internally runs multiple processes with *updateTS* function to keep adding future up and down time durations for ASO objects. The “post\_ids” to update (given to *updateTS*) should be divided in these processes based on a hash table of ASO keys. The mapping between the API and ASO handler codes is in the third column of Table IV.

**Possible optimizations of this implementation sketch.** We emphasize that this is just a sketch implementation for Letheia. A platform operator can further optimize this design to suit his resources. E.g., *updateTS* can additionally delete up/down timestamps lesser than current timestamp to optimize storage or there can be batch garbage collection after multiple calls to *delete*. Further the input to *updateTS* can be given

APIs for the user (including adversary)			
Name	Parameter	Description	Associated ASO handlers
<i>put</i>	post_content, authentication_token	Creates a post ASO for the data owner, returns a post_id	<i>onPut</i>
<i>get</i>	post_id, authentication_token	Returns a post ASO or null depending on (i) ownership and (ii) if the post is in up/down duration.	<i>onGet</i>
<i>delete</i>	post_id, authentication_token	deletes associated post and returns null.	<i>onDelete</i>
Internal APIs for the platform			
Name	Parameter	Description	Associated ASO handlers
<i>updateTS</i>	list of post_ids to update	Updates the future up/down times in ASOs with post_ids.	<i>onUpdate</i>
Handlers in ASOs			
Name	Parameter	Description	Associated ASO handlers
<i>onPut</i>	post_content, authentication_token, current_timestamp	Creates an ASO object and assigns up/down timestamps covering next 1 year.	-
<i>onGet</i>	post_id, authentication_token, current_timestamp	Check current timestamp and if in up duration return post content, else return null.	-
<i>onDelete</i>	post_id, authentication_token, current_timestamp	Assign one down timestamp—infinity; remove post content.	-
<i>onUpdate</i>	post_id, authentication_token, current_timestamp	If current set of up/down times cover less than 1 year, create more up/down times.	-

TABLE IV. SUMMARY OF API AND ASO HANDLER CODE DESCRIPTIONS (AND THE MAPPING BETWEEN THEM) FOR LETHAIA SKETCH IMPLEMENTATION. NOTE THAT DATA OWNER ALWAYS GETS BACK HER NON-DELETED POSTS IRRESPECTIVE OF UP/DOWN DURATION.

intelligently for more efficiency, e.g., by keeping a min-heap to determine the ASO objects which are in immediate need to update up/down timestamp. We leave exploration of concrete system challenges of Lethaia implementation to future work.