

Optimization of population annealing Monte Carlo for large-scale spin-glass simulations

Amin Barzegar,^{1,*} Christopher Pattison,^{1,†} Wenlong Wang,^{1,‡} and Helmut G. Katzgraber^{1,2}

¹*Department of Physics and Astronomy, Texas A&M University, College Station, Texas 77843-4242, USA*

²*Santa Fe Institute, 1399 Hyde Park Road, Santa Fe, New Mexico 87501, USA*

Population annealing Monte Carlo is an efficient sequential algorithm for simulating k -local Boolean Hamiltonians. Because of its structure, the algorithm is inherently parallel and therefore well-suited for large-scale simulations of computationally hard problems. Here we present various ways of optimizing population annealing Monte Carlo using 2-local spin-glass Hamiltonians as a case study. We demonstrate how the algorithm can be optimized from an implementation, algorithmic accelerator, as well as scalable parallelization point of view. This makes population annealing Monte Carlo perfectly-suited to study other frustrated problems such as pyrochlore lattices, constraint-satisfaction problems, as well as higher-order Hamiltonians commonly found in, e.g., topological color codes.

I. INTRODUCTION

Monte Carlo algorithms are widely used in many areas of science, engineering and mathematics. These approaches are of paramount importance for problems where no analytical solutions are possible. For example, the class of Ising-like Hamiltonians can only be solved analytically in few exceptionally rare cases. The vanilla Ising model can only be solved analytically in one, two, as well as infinite space dimensions. A solution in three space dimensions remains to be found to date [1, 2]. Therefore, simulations are necessary to understand these systems in three space dimensions. The situation is far more dire when more complex interactions – such as k -local terms rather than the usual quadratic or 2-local terms – are used. Similarly, the inclusion of disorder allows for analytical solutions only in the mean-field regime [3–7]. These spin-glass problems, a subset of frustrated and glassy systems, represent the easiest 2-local Hamiltonian that is computationally extremely hard. A combination of diverging algorithmic time scales (with the size of the input) due to rough energy landscapes with the need for configurational (disorder) averages to compute thermodynamic quantities makes them the perfect benchmark problem to study novel algorithms. Finally, computing ground states of spin glasses on nonplanar graphs is an NP-hard problem where Monte Carlo methods have been known to be efficient heuristics [8–10] and where only few efficient exact methods exist for small system sizes.

It is therefore of much importance to design or improve efficient algorithms either to save computational efforts or have better quality data with the same computational effort when studying these complex systems. Two popular algorithms that are currently in use (for both thermal sampling, as well as optimization) are parallel tempering (PT) Monte Carlo [11, 12] and population annealing Monte Carlo (PAMC) [13–16].

Although both PT and PAMC are extended ensemble Monte Carlo methods, PAMC is a sequential Monte Carlo algorithm, in contrast to PT, which is a (replica-exchange)

Markov Chain Monte Carlo method. PAMC is a population-based Monte Carlo method and thus well-suited for implementations on multi-core high-performance computing machines. PAMC is similar to simulated annealing [17], however, with an extra resampling step when the temperature is reduced to maintain thermal equilibrium. PT has been intensively optimized and has been to date the work horse in statistical physics, and is similarly efficient in simulating spin glasses when compared to PAMC [16]. However, PAMC remains a relatively new simulation method. Although careful systematic studies of PAMC [16, 18] exist, and the method has been applied broadly [9, 19–22], little effort has been made to thoroughly optimize the algorithm. Here, we focus on this problem and study various approaches to improve the efficiency of PA for large-scale simulations. Note that related optimization ideas are explored in Ref. [23]

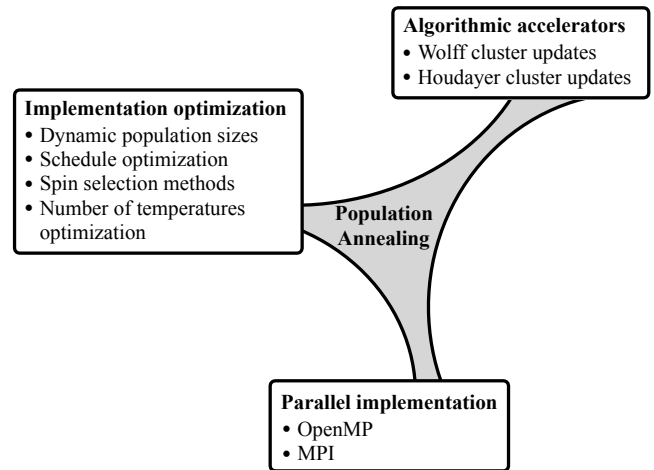


FIG. 1: Diagram outlining the different optimizations we have implemented for population annealing Monte Carlo. These range from optimizations in the implementation, such as efficient spin selection techniques, to algorithmic accelerators (e.g., the inclusion of cluster updates), as well as parallel implementations. See the main text for details.

*Electronic address: a.barzegar@physics.tamu.edu

†Electronic address: cpattison@tamu.edu

‡Electronic address: wenlongcmp@gmail.com

Our strategy to optimize PAMC is three-pronged, as illustrated in diagram 1. First, we study different implementation

optimizations. Here we discuss dynamic population sizes that vary with the temperature during the anneal, as well as the optimization of different annealing schedules. We also discuss different spin selection methods (order of spin updates in the simulation) such as random, sequential and checkerboard. While for disordered systems sequential updates are commonplace, random updates are needed for nonequilibrium studies. In the case of bipartite lattices, a checkerboard spin-update technique can be used, which is perfectly suited for parallelization. Furthermore, we discuss how to determine the optimum number of temperatures for a given simulation. Second, we analyze the effects of added algorithmic accelerators. In this case, we add cluster updates to PAMC. We have studied Wolff cluster updates [24], as well as Houdayer cluster updates [25], and isoenergetic cluster moves [26]. Third, we discuss different parallel implementations using both OpenMP (ideal for shared-memory machines [16, 18, 27]) and MPI [28] with load balancing (ideal for scalable massively-parallel implementations). Note that PAMC implemented on graphics processing units (GPUs) has been discussed extensively in Refs. [19, 29].

The paper is structured as follows. We first introduce in Sec. II some concepts needed in this study, such as the case study Hamiltonian and outlines of the different methods. Implementation optimizations are presented in Sec. III, algorithmic accelerators via cluster updates in Sec. IV, and parallel implementations are outlined in Sec. V, followed by concluding remarks.

II. PRELIMINARIES

In this section we introduce some concepts needed for the PAMC optimization in the subsequent Section. In particular, we introduce the Ising spin-glass Hamiltonian (our case study), as well as PAMC and different algorithmic accelerators.

A. Case study: Spin glasses

We study the zero-field two-dimensional (2D) and three-dimensional (3D) Edwards-Anderson Ising spin-glass [3] given by the Hamiltonian

$$H = - \sum_{\langle ij \rangle} J_{ij} S_i S_j, \quad (1)$$

where $S_i = \pm 1$ are Ising spins and the sum is over the nearest neighbors on a D -dimensional lattice of linear size L with $N_{\text{spin}} = L^D$ spins. The random couplings J_{ij} are chosen from a Gaussian distribution with mean zero and variance one. We refer to each disorder realization as an “instance.” The model has no phase transition to a spin-glass phase in 2D [30], while in 3D there is a spin-glass phase transition at $T_c \approx 0.96$ [31] for Gaussian disorder.

B. Outline of population annealing Monte Carlo

Population annealing Monte Carlo [13–16] is similar to simulated annealing (SA) [17] in many ways. For example, both methods are sequential. However, the most important differentiating aspect between PAMC and SA is the addition of a population of replicas that are resampled when the temperature is lowered in the annealing schedule.

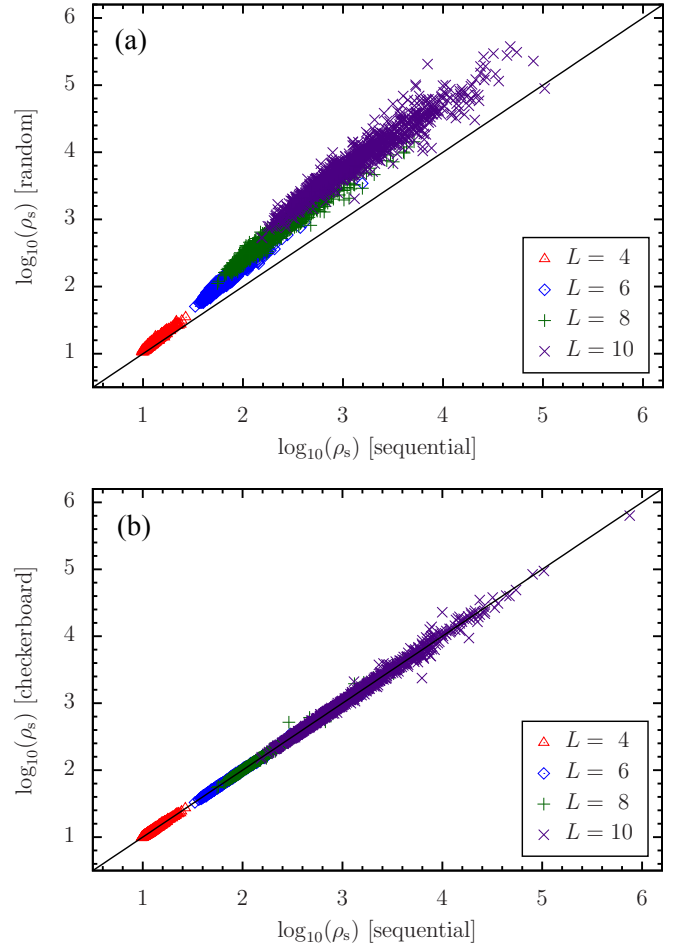


FIG. 2: Comparison of the entropic population size ρ_s for different spin selection methods: random, sequential and checkerboard updates in 3D. Sequential and checkerboard updates have similar efficiency [panel (b)], and both are more efficient than random updates [panel (a)].

PAMC [16] starts with a large population of R replicas at a high temperature, where thermalization is easy. In our simulations, we initialize replicas randomly at the inverse temperature $\beta = 1/T = 0$. The population traverses an annealing schedule with N_T temperatures and maintains thermal equilibrium to a low target temperature, $T_{\min} = 1/\beta_{\max}$. When the temperature is lowered from β to β' , the population is resampled. The mean number of the copies of replica i is proportional to the appropriate reweighting factor, $\exp[-(\beta' - \beta)E_i]$. The constant of proportionality is chosen

such that the expectation value of the population size at the new temperature is $R(\beta')$. Note that $R(\beta')$ is usually kept close to R , however, this is not a necessary condition. Indeed, in our dynamical population size implementation, we let R change as a function of β and seek better algorithmic efficiency in the number of spin updates. The resampling is followed by $N_S = 10$ Monte Carlo sweeps (one Monte Carlo sweep represents N_{spin} attempted spin updates) for each replica of the new population using the Metropolis algorithm. We keep $N_S = 10$ without loss of generality, because the performance of PAMC is mostly sensitive to the product of $N_S N_T$ near optimum. For example, two PAMC simulations with $\{N_S = 10, N_T\}$ and $\{N_S = 1, 10N_T\}$ are similar in efficiency, if N_T is reasonably large. The amount of work of a PAMC simulation in terms of sweeps is $W = RN_S N_T$, where R is the average population size.

Our figures of merit to determine how “optimal” PAMC is implemented are mainly based on family entropy S_f and the entropic family size ρ_s . When the family entropy is not well defined (e.g., when Houdayer cluster updates are used), we refer to the equilibrium population size ρ_f [16] which controls the systematic errors of observables. These quantities are defined as

$$S_f = - \sum_i \nu_i \ln \nu_i, \quad (2)$$

$$\rho_s = \lim_{R \rightarrow \infty} R/e^{S_f}, \quad (3)$$

$$\rho_f = \lim_{R \rightarrow \infty} R \times \text{var}(\beta F), \quad (4)$$

where ν_i is the fraction of the population that has descended from replica i in the initial population, and β and F are the inverse temperature and free energy of the system, respectively. The free energy is measured using the free energy perturbation method. Intuitively, $\exp(S_f)$ characterizes the number of surviving families and ρ_s the average surviving family size. ρ_f while more abstract, is strongly correlated with ρ_s , when ρ_s is well defined [16]. When ρ_s is not well defined, we rely on ρ_f . For a set of simulation parameters, the larger ρ_s and ρ_f , or the smaller S_f , the computationally harder the instance. Note that ρ_f is computationally more expensive to measure, because many independent runs (at least 10) are needed to measure the variance of the free energy. Note that S_f is “extensive,” and asymptotically grows as $\log(R)$, while both ρ_s and ρ_f are “intensive” quantities, growing asymptotically independent of R when R is sufficiently large. In our simulations these metrics are estimated using finite but large R , ensuring $S_f \gtrsim 2$ [16]. For the same computational effort, we seek to maximize S_f , or equivalently, minimize ρ_s or ρ_f .

C. Outline of cluster updates used

Having outlined PAMC, we now briefly introduce the different cluster algorithms we have experimented with in order to speed up thermalization.

Wolff cluster algorithm — The Wolff algorithm [24] greatly speeds up simulations of Ising systems without frustration

near the critical point. It is well known that the Wolff algorithm does not work well for spin glasses in 3D [32] because the cluster size grows too quickly with β . Nevertheless, we revisit this algorithm systematically in both 2D and 3D. The idea is that even if the cluster size grows too quickly when β is still relatively small, the mean cluster size (normalized by the number of spins N_{spins}) is still a continuous function in the range $[0, 1]$ when β grows from $\beta = 0$ to ∞ . Therefore, it is a reasonable question to ask if there would be some speed-up when restricting the algorithm to the temperature range where the normalized mean cluster size is neither too larger nor too small, i.e., for example in the range $[0.1, 0.9]$.

In the ferromagnetic Ising model, where $J_{ij} = J = 1$, one adds a neighboring spin S_j when it is parallel to a spin S_i in the cluster with probability $p_c = 1 - \exp(-2J\beta)$. In spin glasses, this is generalized as follows: One adds a neighboring spin S_j to S_i when the bond between the two spins is satisfied, and with probability $p_c = 1 - \exp(-2|J_{ij}|\beta)$. This can be compactly written as $p_c = \max[0, 1 - \exp(-2\beta J_{ij} S_i S_j)]$ [32]. Note that from p_c , there are two interesting limits for the mean cluster size. In the limit $\beta \rightarrow 0$, the average cluster size is clearly 0, and in the limit $\beta \rightarrow \infty$, the normalized cluster size tends to 1, because in the ground state each spin has at least one satisfied bond with its neighbors and all the spins would be added to the cluster. From the expression for p_c one can see that frustration actually makes the cluster size grow *slower* as a function of β . However, frustration also significantly reduces the transition temperature, which is the primary reason why the Wolff algorithm is less efficient for spin glasses. Finally, note that the Wolff algorithm is both ergodic and satisfies detailed balance.

Houdayer cluster algorithm — Designed for spin glasses, the Houdayer cluster algorithm [25] or its generalization, the isoenergetic cluster moves (ICM) [26] greatly improves the sampling for parallel tempering in 2D, while less so in 3D. ICM in 3D, like the Wolff algorithm, is restricted to a temperature window where the method is most efficient [26]. ICM works by updating two replicas at the same time. First, an overlap between the two replicas is constructed, which naturally forms positive and negative islands. One island is selected, and the spin configurations of the island in both replicas are flipped.

In its original implementation, the spin down sector is always used to construct the cluster. In the implementation of Zhu *et al.* a full replica is flipped if the chosen island is in the positive sector to make it negative [26] and therefore reduce the size of the clusters. Here, we improve on this implementation by allowing the chosen island to be either positive or negative, and flipping the spins of the island in both replicas. Therefore, we never flip a full replica. This saves computational time and also has the advantage that it does not artificially make the spin overlap function symmetric. ICM satisfies detailed balance but is not ergodic. Therefore, the algorithm is usually combined with an ergodic method such as the Metropolis algorithm. ICM greatly improves the thermalization time, and also slightly improves the autocorrelation time in parallel tempering. Because PAMC is a sequential method, there is no thermalization stage. We therefore focus

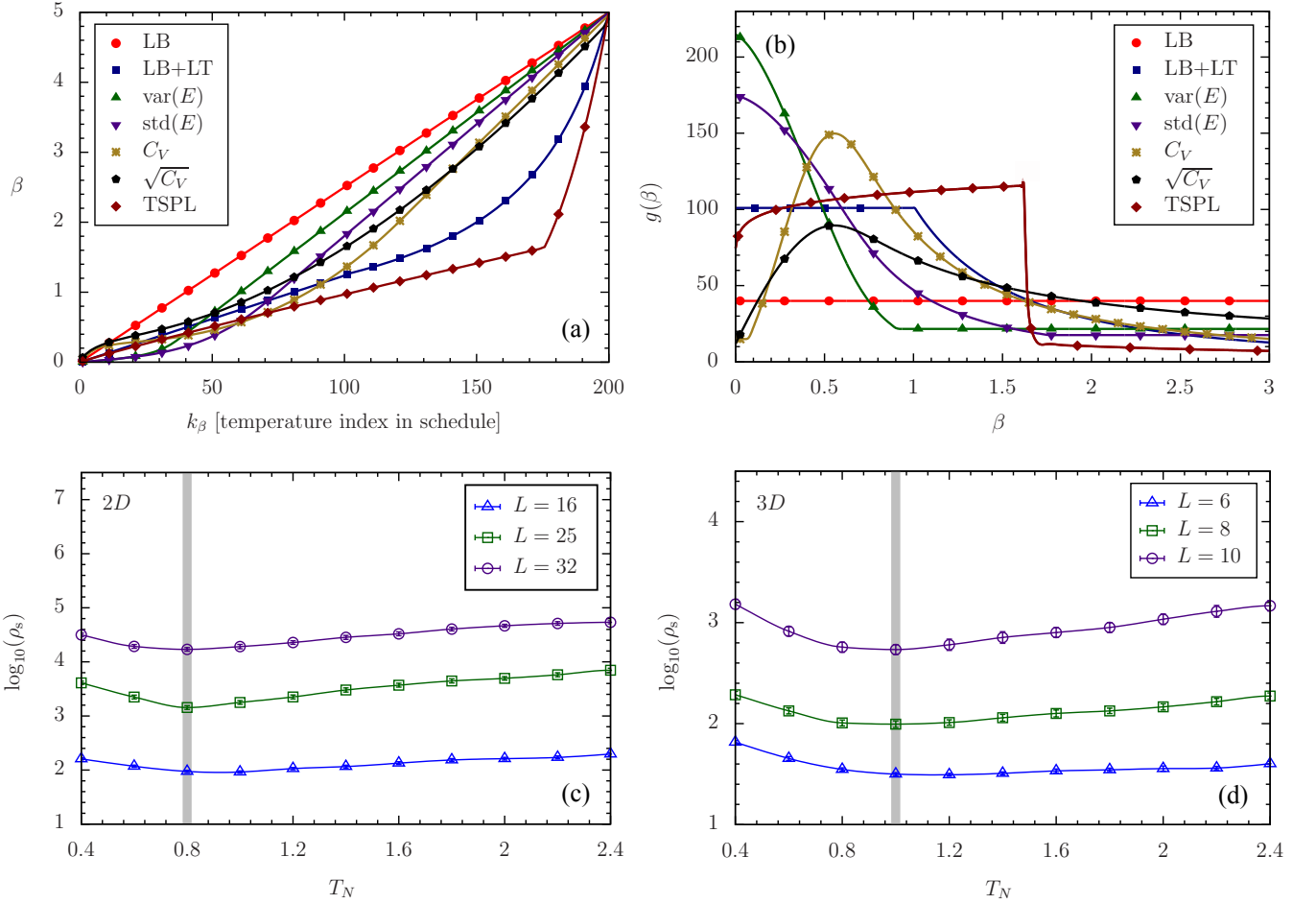


FIG. 3: Panel (a) shows the β values as a function of the inverse temperature index k_β for the different schedules experimented with and panel (b) shows the resulting β -densities $g(\beta)$ (the data are cut off at $\beta = 3$ for clarity). Note that both TSPL and LBLT schedules have more temperatures at high T . Panels (c) and (d) show ρ_s as a function of T_N for two-dimensional (2D) and three-dimensional (3D) simulations, respectively. The vertical shaded line marks the optimum. See the main text for details.

on whether the algorithm reduces correlations, i.e., systematic and statistical errors. Our implementation of PAMC with ICM is as follows: First, after each resampling step, we do regular Monte Carlo sweeps and ICM updates alternately. We first do $N_S/2$ lattice sweeps for each replica, followed by R ICM updates done by randomly pairing two replicas in the population, followed by another $N_S/2$ lattice sweeps. Second, for each ICM update, we choose an island from the spin sector with the smaller number of spins. Then the spin configurations of the island in both replicas are flipped. This effectively means that the spin configurations associated with the selected island are either exchanged or flipped depending on the sign of the island being negative in the former or positive in the latter. Note that the combined energy of the two replicas is conserved in both cases, therefore making the algorithm rejection free.

III. IMPLEMENTATION OPTIMIZATIONS

In this section, we present our implementation improvement to the population annealing algorithm. We first present spin selection methods, followed by experiments using different annealing schedules, numbers of temperatures, and the use of a dynamic population. The simulation parameters are summarized in Table I.

A. Comparison of spin selection methods

We have studied three spin selection methods: sequential, random, and checkerboard. We have carried out a large-scale simulation in 3D to compare these methods for $L = 4, 6, 8$, and 10, with 1000 instances for each system size. We first run the simulations using the parameters in Table I. To measure S_f or ρ_s reliably, we require $S_f \gtrsim 2$ [16]. When this is not satisfied for a particular instance, we rerun it with a larger population size. We then compare ρ_s at the lowest temperature be-

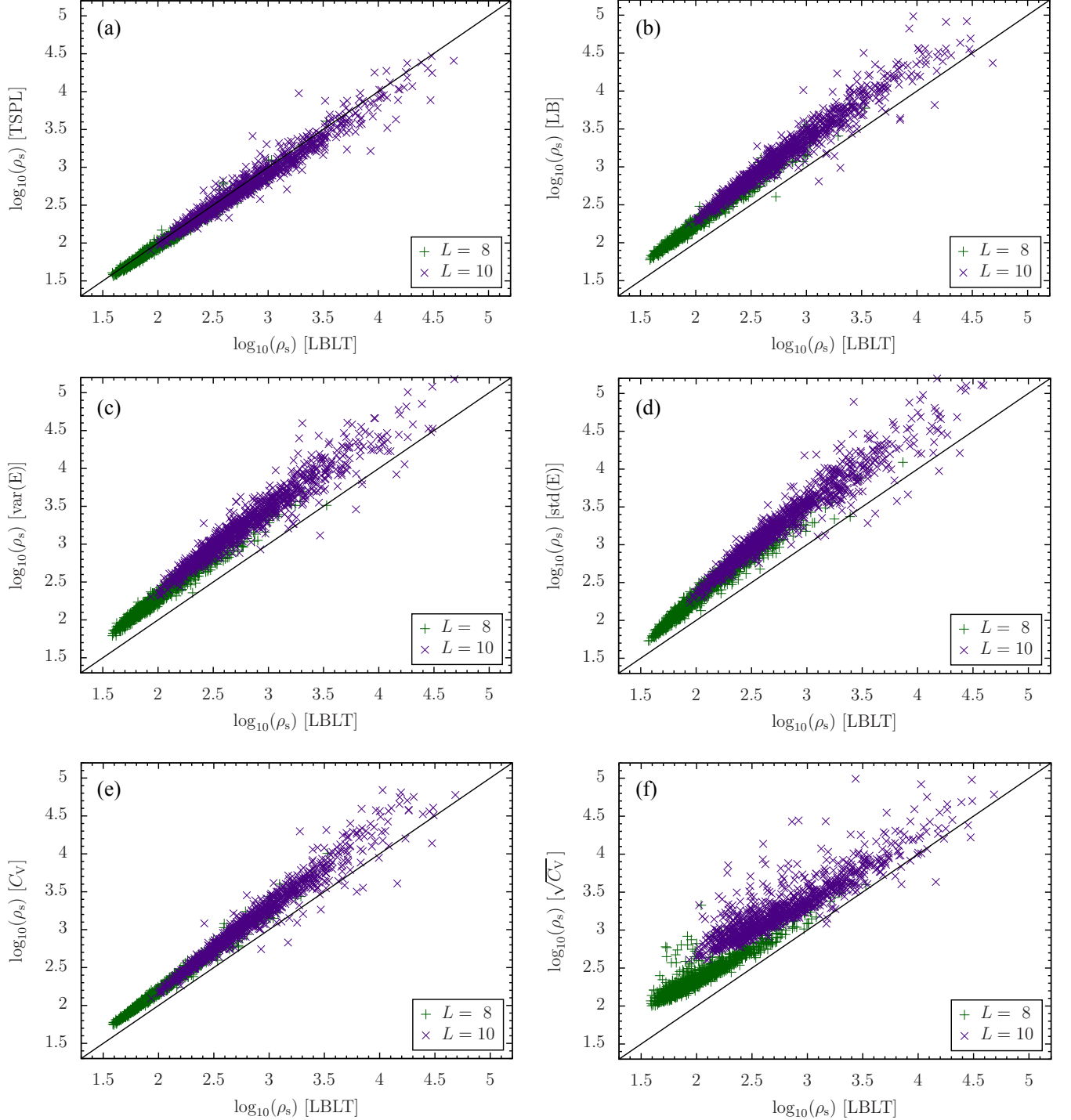


FIG. 4: Pairwise comparison of ρ_s for different annealing schedules (see main text for details). While the LBLT and TSPL schedules are comparable, they are visibly more efficient than all other schedules experimented with (here compared to LBLT).

tween different spin selection methods. Figure 2 shows scatter plots comparing ρ_s instance by instance for different system sizes and using different spin selections methods. Figure 2(a) compares random to sequential updates, whereas Fig. 2(b) compares checkerboard to sequential updates. Interestingly,

sequential and checkerboard updates have similar efficiency (the data lie on the diagonal), whereas both sequential and checkerboard are more efficient than random updates. This is particularly visible for the larger system sizes, e.g., $L = 10$. The random selection method is therefore the least efficient

TABLE I: Simulation parameters for various experiments to optimize PAMC: Spin selection methods (SSM), annealing schedules (AS), number of temperatures tuning (NT), dynamic population size experiment (DPS), and cluster algorithms (CA). D is the space dimension, L is the linear system size, R is the population size, $T_{\min} = 1/\beta_{\max}$ is the lowest temperature simulated, N_T is the number of temperatures, and M is the number of disorder realizations studied. The label “Schedule” refers to the annealing schedule used, such as the linear-in- β (LB) or the linear-in- β linear-in- T (LBLT) schedules. $N_S = 10$ sweeps are applied to each replica at each temperature. Note that in the case of dynamic population sizes (DPS), R is the mean population size. See the text for more details.

Technique	D	L	R	T_{\min}	N_T	Schedule	M
SSM	3	4	5×10^4	0.2	101	LB	1000
SSM	3	6	2×10^5	0.2	101	LB	1000
SSM	3	8	5×10^5	0.2	201	LB	1000
SSM	3	10	1×10^6	0.2	301	LB	1000
AS	3	8	5×10^5	0.2	201	All	1000
AS	3	10	1×10^6	0.2	301	All	1000
NT	2	8	5×10^4	0.2	variable	LBLT	100
NT	2	16	2×10^5	0.2	variable	LBLT	100
NT	2	25	5×10^5	0.2	variable	LBLT	100
NT	2	32	1×10^6	0.2	variable	LBLT	100
NT	3	4	5×10^4	0.2	variable	LBLT	100
NT	3	6	2×10^5	0.2	variable	LBLT	100
NT	3	8	5×10^5	0.2	variable	LBLT	100
NT	3	10	1×10^6	0.2	variable	LBLT	100
DPS	3	6	2×10^5	0.2	101	LB	1000
DPS	3	8	5×10^5	0.2	201	LB	1000
DPS	3	10	1×10^6	0.2	301	LB	1000
CA	2	8	5×10^4	0.2	101	LB/LBLT	1000
CA	2	16	2×10^5	0.2	101	LB/LBLT	1000
CA	2	25	5×10^5	0.2	201	LB/LBLT	1000
CA	2	32	1×10^6	0.2	301	LB/LBLT	1000
CA	3	4	5×10^4	0.2	101	LB/LBLT	1000
CA	3	6	2×10^5	0.2	101	LB/LBLT	1000
CA	3	8	5×10^5	0.2	201	LB/LBLT	1000
CA	3	10	1×10^6	0.2	301	LB/LBLT	1000

update technique for disordered Boolean problems, keeping in mind that it requires the computation of an additional random number for each attempted spin update thus slowing down the simulation.

B. Optimizing annealing schedules

Most early population annealing simulations used a simple linear-in- β (LB) schedule where the change in β in the annealing schedule is constant as a function of the temperature index. This, however, is not necessarily the most optimal schedule to use. We use two approaches to optimize the annealing schedules and the number of temperatures: One approach uses a mathematical model with free parameters to be optimized and

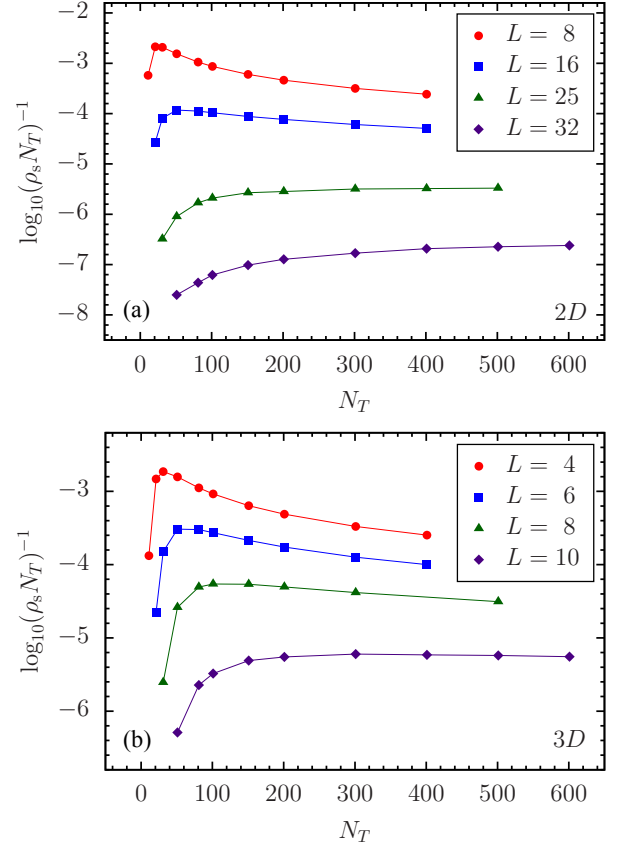


FIG. 5: Optimization of the number of annealing steps N_T in 2D [panel (a)] and 3D [panel (b)]. To maximize sampling efficiency, one needs to optimize $1/(\rho_s N_T)$ with respect to N_T . See the main text for details. Note the broad peak (optimum) for systems with more than approximately 1000 spins.

the other includes adaptive schedules based on a guiding function, e.g., the energy fluctuations or the specific heat.

For the parametric schedules we introduce a linear-in- β linear-in- T (LBLT) and a two-stage power-law schedule (TSPL). For the LBLT schedule there is one parameter to tune, namely a tuning temperature T_N . In this schedule, half of the temperatures above T_N are linear in β , while the other half below T_N are linear in T . For the TSPL schedule we define a rescaled annealing time $\tau = k_\beta/(N_T - 1) \in [0, 1]$, where k_β is the annealing step (or temperature index) $0, \dots, N_T - 1$. The TSPL schedule is modeled as

$$\beta(\tau) = a\tau^{\alpha_1}\theta(\tau_0 - \tau) + b\tau^{\alpha_2}\theta(\tau - \tau_0), \quad (5)$$

where θ is the Heaviside step function. Here α_1 and α_2 are free parameters. a and b enforce continuity and the final annealing temperature. τ_0 is selected to enforce a switch-over temperature β_0 . We optimize the LBLT schedule with a simple scan of the parameter T_N . The optimum value of T_N (where ρ_s is minimal) is shown in Fig. 3(c) for 2D ($T_N \approx 0.8$, marked with a vertical shaded area) and Fig. 3(d) for 3D ($T_N \approx 1.0$, marked with a vertical shaded area).

The TSPL schedule, however, has more parameters that

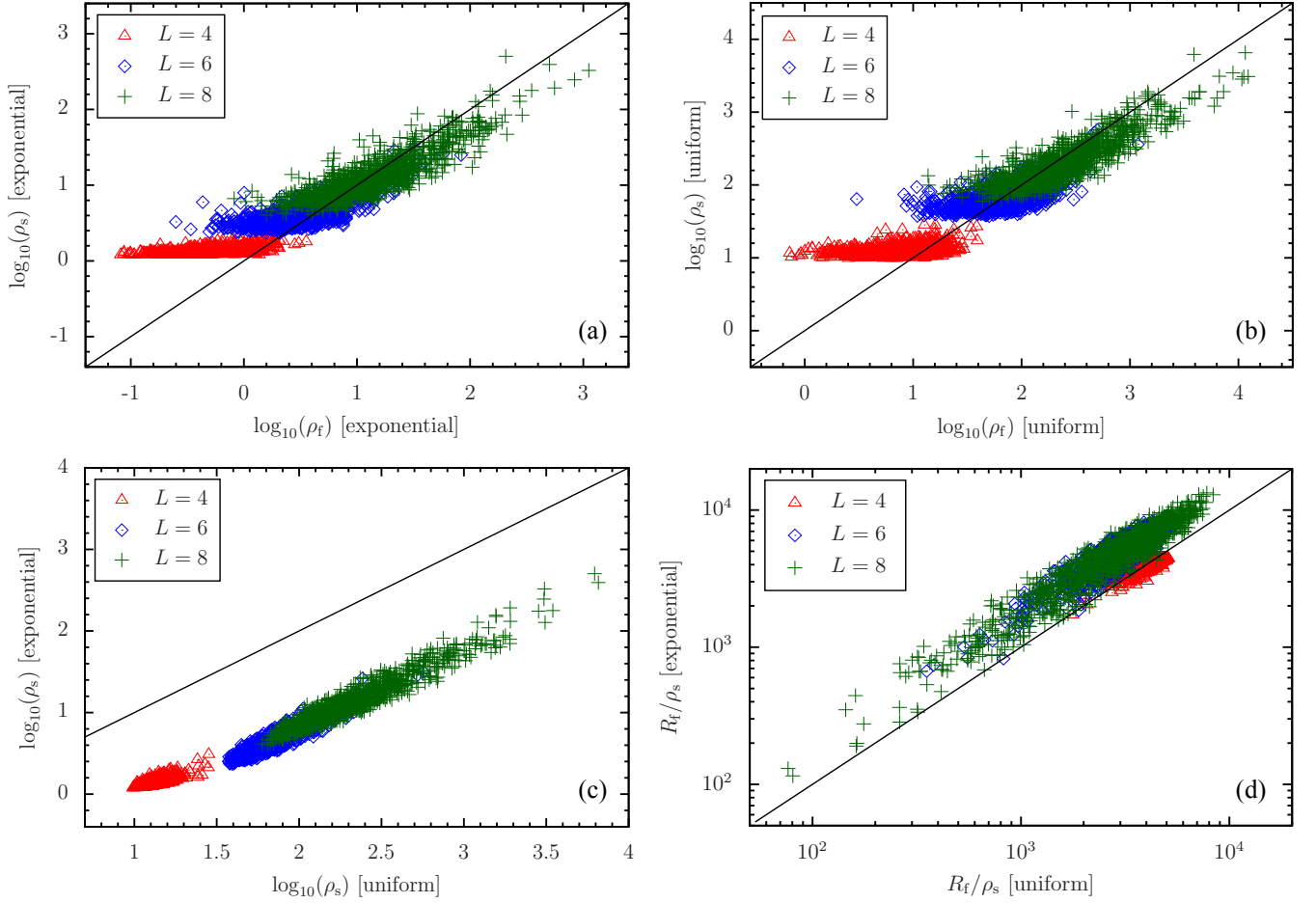


FIG. 6: Instance-by-instance comparison for a PAMC simulation with fixed and dynamic population sizes. With a dynamic population size, ρ_s and ρ_f are well correlated, similar to the case of uniform population. ρ_s is greatly reduced, suggesting that the simulation is much better at the level of averaging over all temperatures. The dynamic population size is also more efficient than the uniform one using the worst-case measure. Here, R_f is the final population size.

have to be tuned. Therefore, we have used the Bayesian optimization package *Spearmin* [33, 34] rather than a full grid scan in the entire parameter space. We find numerically that the parameters $\alpha_1 = \exp(-0.0734)$, $\alpha_2 = \exp(2.15)$, and $\beta_0 = 1.63$ work well. However, we note that there is no guarantee of global optimality.

For the adaptive schedules, we optimize using information provided by energy fluctuations, because energy is directly related to the resampling of the population. We therefore define a density of inverse temperature β , $g(\beta)$, and study the following adaptive schemes

$\text{var}(E)$ schedule with $g(\beta) \sim \text{var}(E)$,

$\text{std}(E)$ schedule with $g(\beta) \sim \sqrt{\text{var}(E)}$,

C_V schedule with $g(\beta) \sim C_V(\beta)$,

$\sqrt{C_V}$ schedule with $g(\beta) \sim \sqrt{C_V(\beta)}$,

where C_V is the specific heat of the system. Note that the functions are disorder averaged, and the proportionality is de-

termined by the number of temperatures. Because $g(\beta)$ may become extremely small, we have replaced all the function values that are less than 10% of $\max(g)$ by $0.1 \times \max(g)$ to prevent large temperature step changes. With this small modification, we generate N_T temperatures according to the above density functions. The shapes and β -densities of all schedules are shown in Figs. 3(a) and 3(b), respectively. There are clear differences between the different schedules, especially in comparison to the traditionally-used LB schedule. We compare the efficiency of the different schedules by again performing instance-by-instance scatter plots of ρ_s in 3D for the two largest system sizes simulated ($L = 8$ and 10). The results are summarized in Fig. 4. Panels (a) – (f) in Fig. 4 illustrate pairwise comparisons between the different schedules. Note that the LBLT and TSPL schedules yield similar efficiencies with TSPL slightly more efficient and both visibly more efficient than all other schedules experimented with. Both LBLT and TSPL schedules place more temperatures at high temperature values (smaller β values), presumably because the Metropolis dynamics is more effective at high tem-

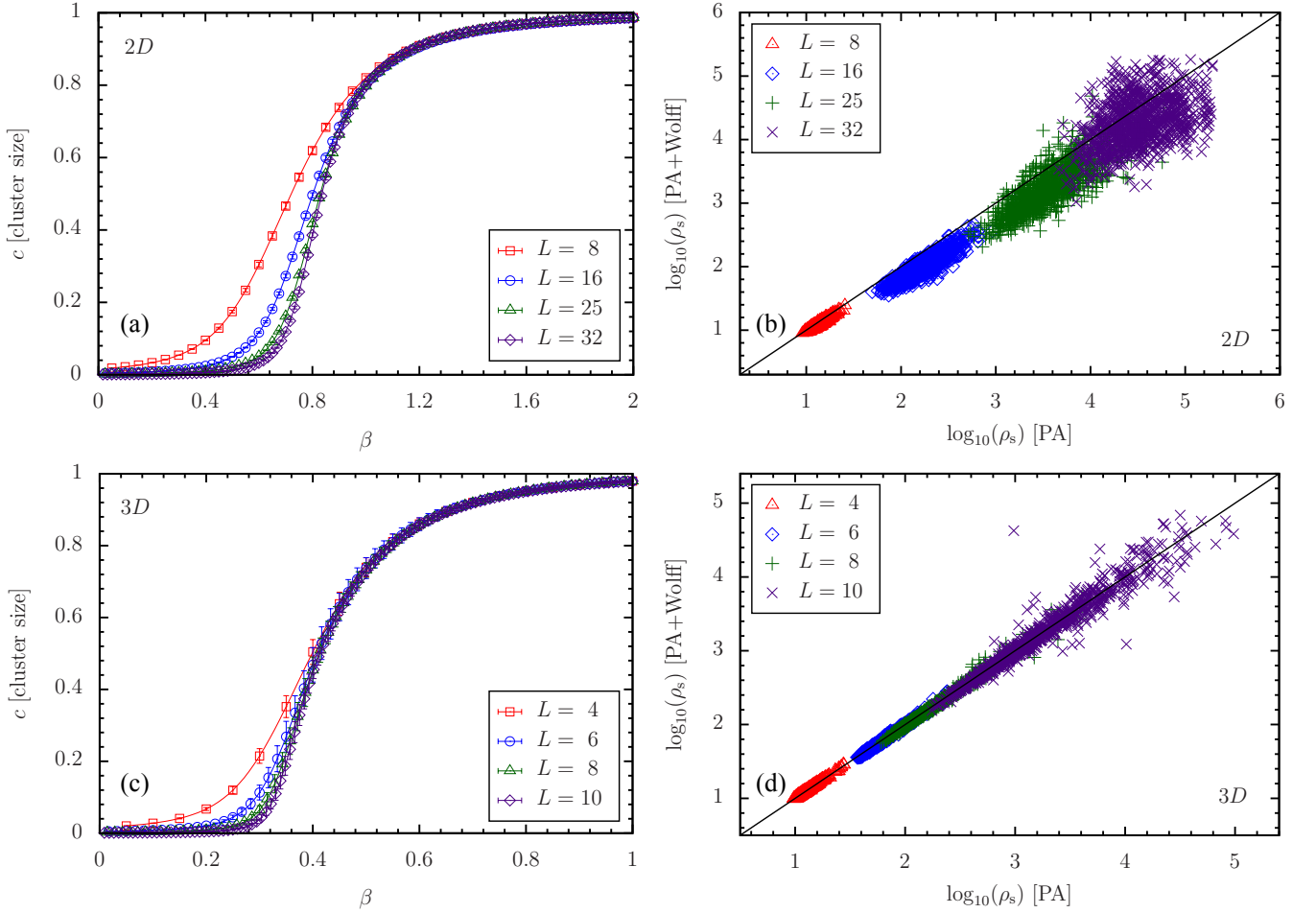


FIG. 7: Mean normalized cluster size as a function of β for the Wolff algorithm [panels (a) and (c)] as well as the performance of the algorithm in both 2D and 3D. There is marginal speed-up in 2D [panel (b)] and no discernible speed-up in 3D [panel (d)].

peratures.

We stress that the optimum schedule depends on the choice of the number of sweeps at each anneal step N_S , because N_T and N_S are exchangeable when N_T is large. In our approach, we have fixed N_S . It is therefore possible that other techniques may result in different optimal schedules. For example, one may use the energy distribution overlaps at two temperatures to define the optimum schedule [23, 29], which only depends on the thermodynamic properties of the system. Within this framework, the optimization is transferred to the distribution of sweeps. However, the density of work (the product of density of β and density of sweeps) should be similar in the two different approaches. Therefore, we also show the density of β in Fig. 3. Our number of sweeps is constant and therefore the density of work is the same as the density of β .

C. Optimization of the number of temperatures

To optimize the number of temperatures and their range, we use the LBLT schedule as it is easy to implement and

very close to optimal. Our figure of merit is to maximize the number of independent measurements R/ρ_s for constant work $W = RN_S N_T$. We define efficiency as $\gamma = R/(\rho_s W)$ by tuning N_T for a constant W . Because $N_S = 10$ is fixed, we need to maximize $1/(\rho_s N_T)$ by tuning N_T . In the limit $R \rightarrow \infty$, ρ_s and the efficiency γ are independent of the population size. This is expected as γ is an intensive quantity. Therefore, to measure γ , we only need to make sure R is sufficiently large such that ρ_s has converged. It is not necessary to use the same W for different N_T . The results for both 2D and 3D systems are shown in Figs. 5(a) and 5(b), respectively. It is interesting to note that as the system size grows, the optimum peak broadens for larger N_T , making the choice of the optimal number of temperatures fairly easy. The existence of an optimum number of temperatures can be intuitively understood in the following way: For a fixed amount of computational effort, if N_T is too small, the annealing or resampling would become too stochastic, which is inefficient. On the other hand, if the annealing is too slow (N_T is too large) this becomes unnecessary and keeping a larger population size is more efficient. Therefore, the optimum comes from a careful balance

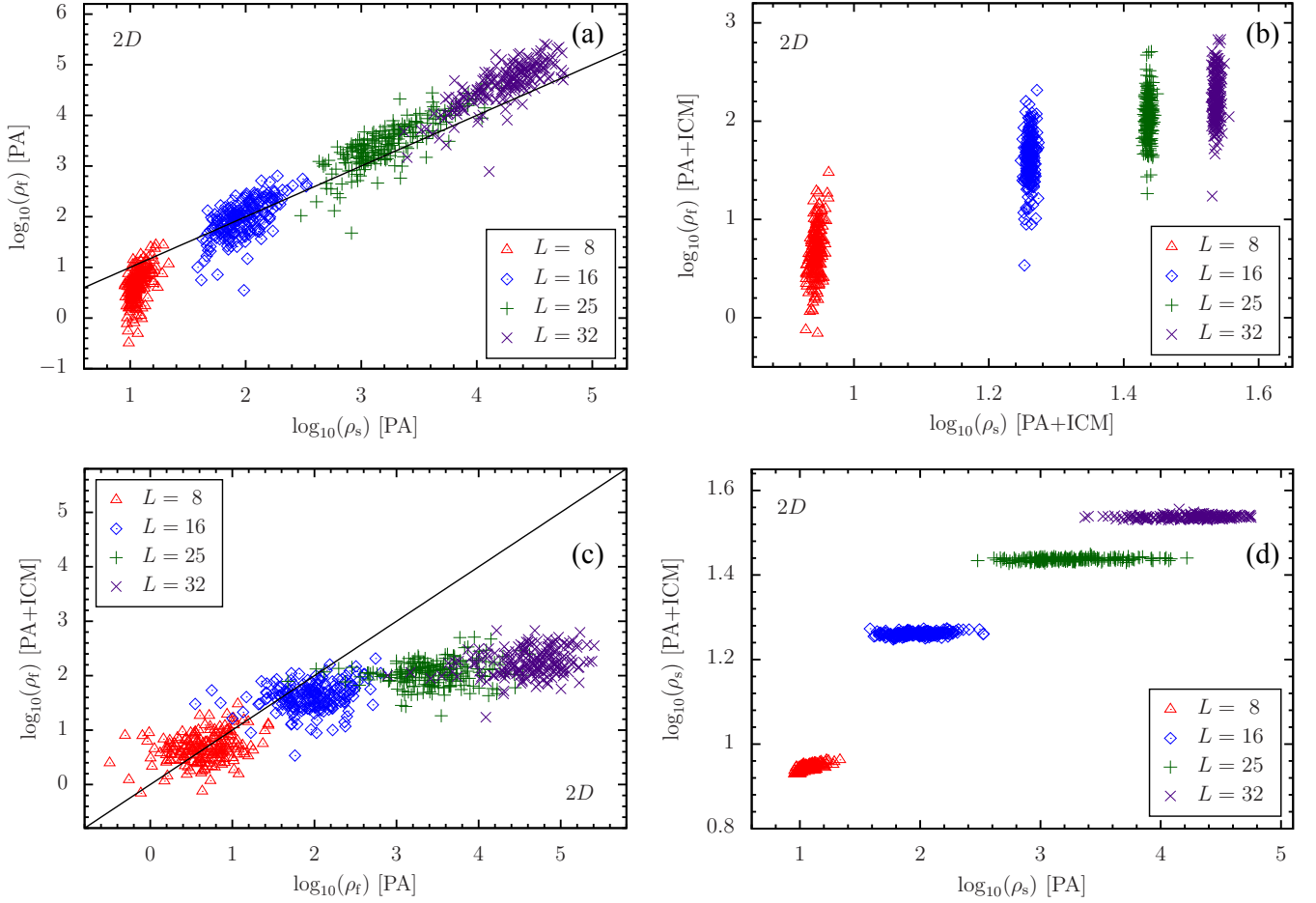


FIG. 8: Population annealing with ICM updates in 2D. Note that replica family is not well defined when ICM updates are included. Therefore, we use ρ_f to characterize speed-up. Significant speed-up is observed in 2D.

between N_T and R .

Finally, we emphasize that our results are for disorder averages, i.e., for the majority of the instances. It is likely that the optimization depends on the individual instances. For example, some instances might have stronger temperature chaos than others [35]. From our empirical experience, for hard instances it is often more efficient to use more temperatures or equivalently, performing more sweeps. In other words, doubling the number of sweeps could be more efficient than simply doubling the population size. Hence, it is worth trying to increase N_S when equilibrating hard instances. This is especially relevant if memory (which correlates to R) becomes a concern for the hardest instances. These instance-to-instance fluctuations could also explain the broadening of the optimal peak in Fig. 5, because chaotic effects become increasingly dominant for larger system sizes. However, we do note that the bulk of the instances can be captured with a modest number of temperature steps.

D. Dynamic population sizes

The reason the LBLT schedule is more efficient than a simple LB schedule is because the Metropolis dynamics is less effective at low temperatures, and therefore using more “hotter” temperatures is more efficient. Here we investigate another technique, namely a variable number of replicas that depends on the annealing temperature, thus having a similar effect to having more temperatures at higher values. Regular PAMC is designed to have an approximately uniform population size as a function of temperature. Here we allow the population size to change with β . Because most families are removed at a relatively early stage of the anneal, transferring some replicas from low temperatures to high temperatures may increase the diversity of the final population, even though the final population size would be smaller [36].

We study a simple clipped exponential population schedule where the population starts as a constant R_0 until $\beta = \beta_0$, and then decreases exponentially, ending as R_0/R_r at $\beta = \beta_{\max}$.

$$R(\beta) = \begin{cases} R_0 & \beta \leq \beta_0 \\ aR_0 / [(R_r - 1)(e^{S\beta} - e^{S\beta_0}) + a] & \beta > \beta_0, \end{cases} \quad (6)$$

Where $a = \exp(S\beta_{\max}) - \exp(S\beta_0)$. The free parameters to tune are S , β_0 , R_r . S is chosen such that the function is continuous and naturally characterizes the slope of the curve. Once the parameters are optimized, we can scale the full function to have a comparable average population size to that of the uniform schedule. The optimization is again done using Bayesian statistics, and we obtain $\beta_0 = 0.9$, $R_r = 33.8$, and $S = \exp(-2.52)$.

It is noteworthy to mention that there are two different measures to detect efficiency when the population size is allowed to change. For the same average population size, the dynamic population schedule is *always* better at high temperature. However, at low temperature, a smaller ρ_s does not justify that the number of independent measurements is larger, because R is also smaller. It is thus reasonable to optimize the parameters using ρ_s , and then also to compare to R/ρ_s . Note that we use the local population size R at each temperature to compute ρ_s . The correlations and comparisons of ρ_s and ρ_f are also studied. With the optimum parameters, we compare the efficiency of the dynamic and uniform population sizes. The result is shown in Fig. 6.

We see that ρ_s and ρ_f are well correlated for the dynamic population size. ρ_s is greatly reduced, suggesting that the simulation is much better at the level of averaging over all temperatures. We also see that even using the worst-case measure, the dynamic population size is more efficient than the uniform one. Note, however, that the peak memory use of the dynamic population size is larger due to the non-uniformity of the number of replicas as a function of β .

IV. ALGORITHMIC ACCELERATORS

We now turn our attention to algorithmic accelerators by including cluster updates in the simulation. The simulation parameters are summarized in Table I.

A. Wolff cluster updates

For the Wolff algorithm, we first measure the mean cluster size per spin, as shown on panels (a) and (c) of Fig. 7 for the 2D and 3D cases, respectively. Note the smooth transition of the mean cluster size from 0 to 1. We identify a temperature range where the mean cluster size is in the window $[0.1, 0.9]$ [37]. We perform Wolff updates in this temperature range, i.e., we perform 10 Wolff updates in addition to the 10 regular Metropolis lattice sweeps for each replica. The comparison of ρ_s with regular PAMC is shown on the panels (b) and (d) of Fig. 7. While the Wolff algorithm speeds up ferromagnetic Ising model simulations in 2D, the speed-up is marginal for 2D spin glasses because of the zero-temperature phase transition. In 3D, the Gaussian spin glass has a phase transition near $T_c \approx 0.96$, but the temperature window where the Wolff algorithm is effective is much higher than T_c . The speed-up is therefore almost entirely eliminated, presumably because the Metropolis algorithm is already sufficient for these high

temperatures. The fact that the Wolff algorithm is more efficient in 2D than 3D is because clusters percolate faster in 3D, again rendering the effective temperature range higher in 3D. Therefore, Wolff updates constitute unnecessary overhead in the simulation of spin glasses in conjunction with PAMC.

Even though PAMC with the Wolff algorithm does not appear to work very well for spin glasses, this does not mean they cannot be used together. For example, in two-dimensional spin glasses, adding the Wolff algorithm still has marginal benefits. The combination of PAMC and the Wolff cluster updates can be used for ferromagnetic Ising models for the purpose of parallel computing, because parallelizing the Wolff algorithm while doable, is challenging. In population annealing, however, this can be easily parallelized at the level of replicas, and not within the Wolff algorithm itself.

B. Isoenergetic cluster updates

We also study PAMC with ICM updates. In 3D, similar to the Wolff algorithm, there is an effective temperature range where ICM (see Ref. [26] for more details) is efficient. In ICM, two replicas are updated simultaneously. This process uses the detailed structure of the two replica configurations, and it is natural to question if the family of a replica is still well defined. For example, occasionally, two replicas may merely exchange their configurations. This is equivalent to exchanging their family names which potentially increases the diversity of the population *at little cost*. To resolve and investigate this issue, we have therefore measured the (computationally more expensive) equilibration population size ρ_f as well, which unlike ρ_s , does not depend on the definition of the families. Our results are shown in Fig. 8 and Fig. 9, for 2D and 3D, respectively. We find that ρ_s is indeed artificially reduced by the cluster updates. In both 2D and 3D, ρ_f has a wide distribution, while ρ_s is almost identical for all instances. Furthermore, ρ_s and ρ_f are strongly correlated for regular PAMC, but the correlation is poor when ICM is turned on. Therefore, we conclude that ρ_s is no longer a good equilibration metric for PAMC when combined with ICM. Using ρ_f , we find that similar to PT [26], there is clear speed-up in 2D. In 3D, however, the speed-up becomes again marginal. This is in contrast to the discernible speed-up for PT with the inclusion of ICM in 3D. The results suggest that ICM is mostly efficient in 2D and likely quasi-2D lattices, reducing both thermalization times (PT) and correlations (PAMC and PT). In 3D, ICM merely reduces thermalization times, while marginally influencing correlations.

V. PARALLEL IMPLEMENTATION

Population annealing is especially well suited for parallel computing because operations on the replicas can be carried out independently and communication is minimal. Because OpenMP is a shared-memory parallelization library, it is limited to the resources available on a *single node* of a high-performance computing system. Although modern compute

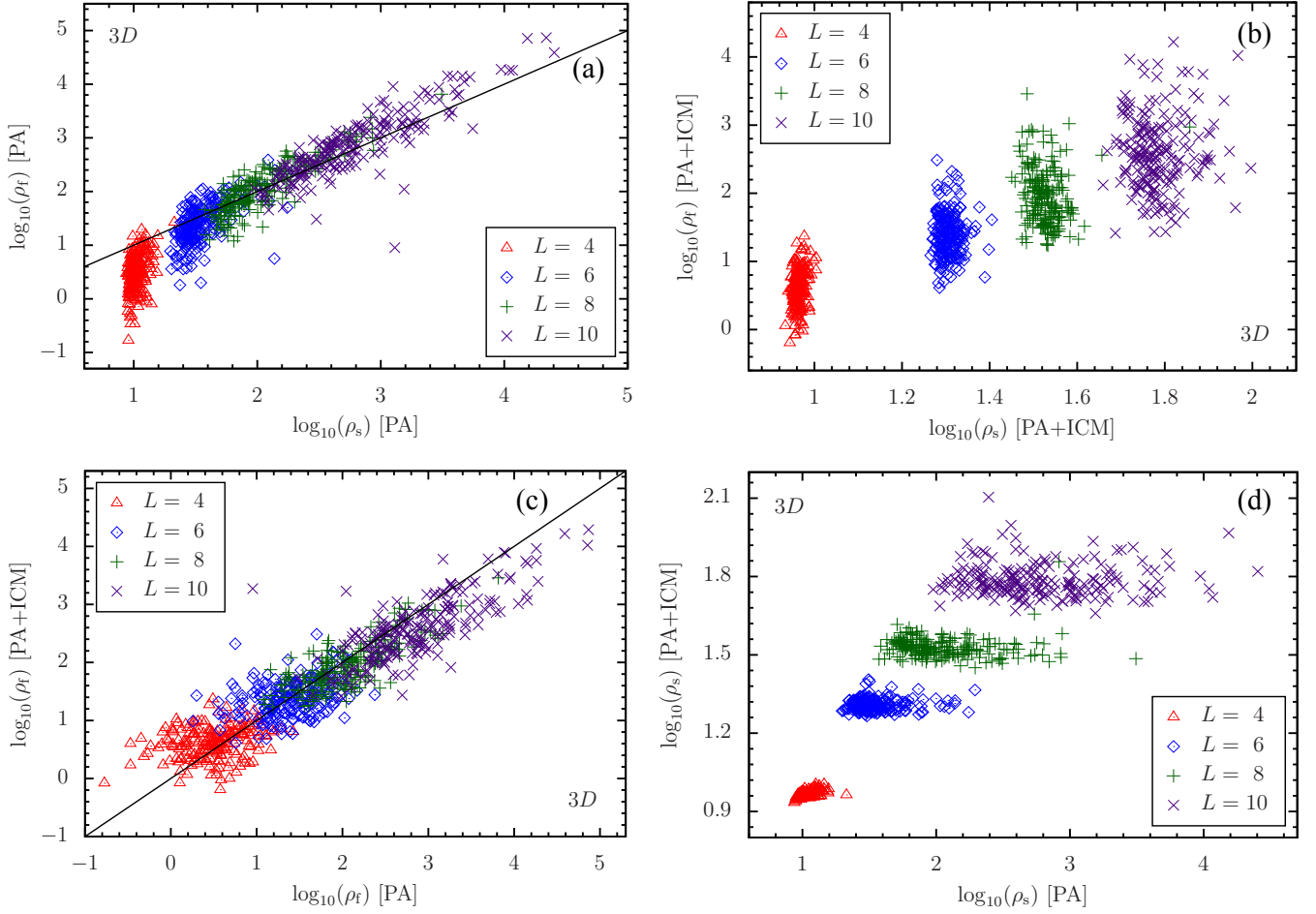


FIG. 9: Population annealing with ICM updates in 3D. Note that replica family is not well defined when ICM updates are included. Therefore, we use ρ_f to characterize speed-up. Modest speed-up is observed in 3D.

nodes have many cores and large amounts of RAM, these are considerably smaller than the number of available nodes by often several orders of magnitude. To benefit from machines with multiple compute nodes and therefore simulate larger problem sizes, we now present an MPI implementation of PAMC which can utilize resources up to the size of the cluster. While for typical problem sizes single-node OpenMP implementations might suffice for the bulk of the studied instances, hard-to-thermalize instances could then be simulated using a massively-parallel MPI implementation with extremely large population sizes.

A. Massively-parallel MPI implementation

The performance and scaling of our MPI implementation for 3D Edwards-Anderson spin glasses is shown in Fig. 10. Note that the wall time scales $\sim 1/N$ with N the number of cores for less than 1000 cores. In our implementation, the population is partitioned equally between MPI processes (ranks). Each rank is assigned an index k with I/O operations occurring on the 0th rank. A rank has a local population on

which the Monte Carlo sweeps and resampling are carried out. We also define a global index G which is the index of a replica as if it were in a single continuous array. In practice, the global index G of a replica j on a rank k is computed as the sum of the local populations r_i on the preceding ranks plus the local index j , i.e.,

$$G = j + \sum_{i=0}^{k-1} r_i. \quad (7)$$

The global index for a particular replica varies as its position in the global population changes.

Load balancing is carried out when a threshold percentage between the minimum and maximum local populations is exceeded. In our implementation, all members of a family must be in a continuous range of global indices to allow for efficient computation of the family entropy and the overlap function of the replicas. Therefore, load balancing must maintain adjacency. The destination rank k of a replica is determined by evenly partitioning the global population such that each rank has approximately the same number of replicas, i.e.,

$$k = \lfloor G / \left(\frac{R}{N} \right) \rfloor, \quad (8)$$

where N is the number of ranks (cores).

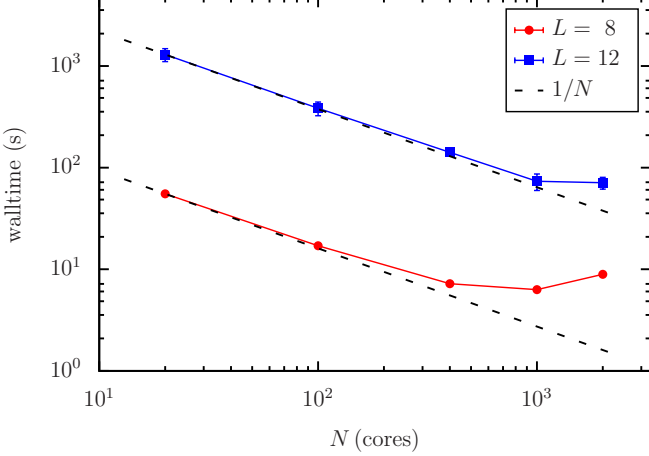


FIG. 10: Scaling of the total wall time as a function of the number of processors N for two system sizes $L = 8$ and $L = 12$. Launching and initialization time are not included. Note that the efficiency becomes better for larger and harder problems. For $L = 12$, the scaling remains $1/N$ up to about 1000 processors. The efficiency then decreases when the time for collecting observables becomes dominant. Note that resampling still takes a relatively small time.

Measurement of most observables is typically an efficient accumulation operation, i.e.,

$$\langle \mathcal{A} \rangle = \frac{1}{R} \sum_k^N \sum_j^{r_k} \mathcal{A}_{j,k}. \quad (9)$$

On the other hand, measuring observables such as the spin-glass overlap is more difficult and only done at select temperatures. Sets of replicas are randomly sampled from a rank's local population and copies are sent to the range of ranks $[(k + N/4) \bmod N, (k + 3N/4) \bmod N]$ with periodic boundary conditions to ensure that the overlap is not computed between correlated replicas. The resulting histograms are merged in an accumulation operation similar to regular observables.

Improving scaling with process count will require a lower overhead implementation of the spin overlap measurements – a problem we intend to tackle in the near future.

VI. CONCLUSIONS AND FUTURE CHALLENGES

We have investigated various ways to optimize PAMC, ranging from optimizations in the implementation, to the addition of accelerators, as well as massively-parallel implementations. Many of these optimizations lead to often consider-

able speed-ups. We do emphasize that these approaches and even the ones that showed only marginal performance improvements for spin glasses in 2D and 3D might be applied to other approaches to simulate statistical physics problems potentially generating sizable performance boosts.

For the study of spin glasses, our results show that the best performance for PAMC is obtained by selecting the spins in a fixed order, i.e., sequentially or from a checkerboard pattern. Similarly, LBLT and TSPL schedules yield the best performance with LBLT having the least parameters to tune and thus easier to implement. The number of temperatures needed for annealing is remarkably robust for large system sizes. Hence, in order to tackle hard instances, it is often convenient to increase the number of sweeps rather than merely using more temperatures. Dynamic population sizes are desirable, albeit at the cost of a larger memory footprint. However, this can be easily mitigated via massively-parallel MPI implementations. In conjunction with Ref. [23], this study represents the first analysis of PAMC from an implementation point of view.

Recently, we learned [38] that the equilibration population size ρ_f can be measured in a single run using a blocking method. It would be interesting to further investigate and test this idea thoroughly in the future. With an optimized PAMC implementation, it would be interesting to perform large-scale spin-glass simulations to answer some of the unresolved problems in the field, such as the nature of the spin-glass state in three and four dimensions. We plan to address these problems in the near future.

Acknowledgments

We thank Jonathan Machta and Martin Weigel for helpful discussions and sharing their unpublished manuscripts. H. G. K. would like to thank U. R. A. Wäncker for the time shared on this project. We acknowledge support from the National Science Foundation, NSF Grant No. DMR-1151387. The research is based upon work supported in part by the Office of the Director of National Intelligence (ODNI), Intelligence Advanced Research Projects Activity (IARPA), via MIT Lincoln Laboratory Air Force Contract No. FA8721-05-C-0002. The views and conclusions contained herein are those of the authors and should not be interpreted as necessarily representing the official policies or endorsements, either expressed or implied, of ODNI, IARPA, or the U.S. Government. The U.S. Government is authorized to reproduce and distribute reprints for Governmental purpose notwithstanding any copyright annotation thereon. We thank Texas A&M University for access to their Ada and Curie HPC clusters. We also acknowledge the Texas Advanced Computing Center (TACC) at The University of Texas at Austin for providing HPC resources that have contributed to the research results reported within this paper.

[1] E. Ising, *Beitrag zur Theorie des Ferromagnetismus*, Z. Phys. **31**, 253 (1925).

[2] K. Huang, *Statistical Mechanics* (Wiley, New York, 1987).

- [3] S. F. Edwards and P. W. Anderson, *Theory of spin glasses*, J. Phys. F: Met. Phys. **5**, 965 (1975).
- [4] G. Parisi, *Infinite number of order parameters for spin-glasses*, Phys. Rev. Lett. **43**, 1754 (1979).
- [5] D. Sherrington and S. Kirkpatrick, *Solvable model of a spin glass*, Phys. Rev. Lett. **35**, 1792 (1975).
- [6] K. Binder and A. P. Young, *Spin Glasses: Experimental Facts, Theoretical Concepts and Open Questions*, Rev. Mod. Phys. **58**, 801 (1986).
- [7] D. L. Stein and C. M. Newman, *Spin Glasses and Complexity*, Primers in Complex Systems (Princeton University Press, Princeton NJ, 2013).
- [8] H. G. Katzgraber, M. Körner, F. Liers, M. Jünger, and A. K. Hartmann, *Universality-class dependence of energy distributions in spin glasses*, Phys. Rev. B **72**, 094421 (2005).
- [9] W. Wang, J. Machta, and H. G. Katzgraber, *Comparing Monte Carlo methods for finding ground states of Ising spin glasses: Population annealing, simulated annealing, and parallel tempering*, Phys. Rev. E **92**, 013303 (2015).
- [10] Z. Zhu, A. J. Ochoa, and H. G. Katzgraber, *Efficient Cluster Algorithm for Spin Glasses in Any Space Dimension*, Phys. Rev. Lett. **115**, 077201 (2015).
- [11] C. Geyer, in *23rd Symposium on the Interface*, edited by E. M. Keramidas (Interface Foundation, Fairfax Station, VA, 1991), p. 156.
- [12] K. Hukushima and K. Nemoto, *Exchange Monte Carlo method and application to spin glass simulations*, J. Phys. Soc. Jpn. **65**, 1604 (1996).
- [13] K. Hukushima and Y. Iba, in *The Monte Carlo method in the physical sciences: celebrating the 50th anniversary of the Metropolis algorithm*, edited by J. E. Gubernatis (AIP, 2003), vol. 690, p. 200.
- [14] E. Zhou and X. Chen, in *Proceedings of the 2010 Winter Simulation Conference (WSC)* (Springer, Baltimore MD, 2010), p. 1211.
- [15] J. Machta, *Population annealing with weighted averages: A Monte Carlo method for rough free-energy landscapes*, Phys. Rev. E **82**, 026704 (2010).
- [16] W. Wang, J. Machta, and H. G. Katzgraber, *Population annealing: Theory and application in spin glasses*, Phys. Rev. E **92**, 063307 (2015).
- [17] S. Kirkpatrick, C. D. Gelatt, Jr., and M. P. Vecchi, *Optimization by simulated annealing*, Science **220**, 671 (1983).
- [18] W. Wang, J. Machta, and H. G. Katzgraber, *Evidence against a mean-field description of short-range spin glasses revealed through thermal boundary conditions*, Phys. Rev. B **90**, 184412 (2014).
- [19] Borovský, M. and Weigel, M. and Barash, Lev Yu. and Žukovič, M., *GPU-Accelerated Population Annealing Algorithm: Frustrated Ising Antiferromagnet on the Stacked Triangular Lattice*, EPJ Web of Conferences **108**, 02016 (2016).
- [20] Barash, Lev Yu. and Weigel, M. and Shchur, Lev N. and Janke, W., *Exploring first-order phase transitions with population annealing*, Eur. Phys. J. Special Topics **226**, 595 (2017).
- [21] Barzegar, A. and Wang, W. and Andresen, J. C. and Katzgraber, H. G. (2017), (in preparation).
- [22] J. Callahan and J. Machta, *Population Annealing Simulations of a Binary Hard Sphere Mixture* (2017), (arXiv:1701.00263).
- [23] C. Amey and J. Machta, *Analysis and Optimization of Population Annealing* (2017), (arXiv:1711.02146).
- [24] U. Wolff, *Collective Monte Carlo updating for spin systems*, Phys. Rev. Lett. **62**, 361 (1989).
- [25] J. Houdayer, *A cluster Monte Carlo algorithm for 2-dimensional spin glasses*, Eur. Phys. J. B. **22**, 479 (2001).
- [26] Z. Zhu, A. J. Ochoa, and H. G. Katzgraber, *Efficient Cluster Algorithm for Spin Glasses in Any Space Dimension* (2015), (cond-mat/1501.05630).
- [27] see <http://www.openmp.org>.
- [28] see, for example, <https://www.open-mpi.org>.
- [29] Barash, Lev Yu. and Weigel, M. and Borovský, M. and Janke, W. and Shchur, Lev N., *GPU accelerated population annealing algorithm* (2017), (arXiv:1703.03676).
- [30] R. R. P. Singh and S. Chakravarty, *Critical behavior of an Ising spin-glass*, Phys. Rev. Lett. **57**, 245 (1986).
- [31] H. G. Katzgraber, M. Körner, and A. P. Young, *Universality in three-dimensional Ising spin glasses: A Monte Carlo study*, Phys. Rev. B **73**, 224432 (2006).
- [32] D. A. Kessler and M. Bretz, *Unbridled growth of spin-glass clusters*, Phys. Rev. B **41**, 4778 (1990).
- [33] J. Snoek, H. Larochelle, and R. P. Adams, in *Proceedings of the 25th International Conference on Neural Information Processing Systems* (Curran Associates Inc., USA, 2012), NIPS'12, p. 2951.
- [34] R. P. Adams, M. Gelbart, and J. Snoek, *Spearmint*, Git Repository, github.com/HIPS/Spearmint, commit ffbab66 (2016).
- [35] W. Wang, J. Machta, and H. G. Katzgraber, *Chaos in spin glasses revealed through thermal boundary conditions*, Phys. Rev. B **92**, 094410 (2015).
- [36] Note that the uniform population size is a special case of this generalized population size schedule.
- [37] We have also experimented with other ranges, such as $[0.2, 0.8]$ or $[0.3, 0.7]$. They consistently gave a similar or slightly worse speed-up.
- [38] Martin Weigel, private communication.