

**The Rich get Richer and the Fit get Richer Phenomena in Temporal Complex Networks in
the Strategic Management Scientific Community**

Guillermo Armando Ronda-Pupo

<http://orcid.org/0000-0002-9049-8249>

Departamento de Administración
Universidad Católica del Norte, Chile
Avenida Angamos. N° 0610,
Antofagasta, Chile
1270709.

gronda@ucn.cl

Thong Pham

Mathematical Statistics Team,
RIKEN Center for Advanced Intelligence Project,
Tokyo,
Japan
thong.pham@riken.jp

All authors designed the experiments, performed the experiments, analyzed the results, wrote and reviewed the manuscript.

JEL code: M1

Abstract

The aim of this paper is to determine the general preferential attachment function and author fitness, which describe the rich get richer and fit get richer phenomena, in the co-authorship and citation networks of the strategic management scientific community. This has been done by means of the PAFit method using the community's flagship journal, namely Strategic Management Journal. The results suggest the co-authorship and citation temporal networks are governed by both the fit get richer and the rich get richer processes. The average of the attachment exponents in the co-author network is 0.3 while it is 0.29 in the citation network, which suggests the rich get richer phenomenon is similarly weak in both networks. On the other hand, the distributions of author fitness in both networks have long right tail, which implies that the intrinsic scientific quality of each author plays a crucial role in getting new citations and new co-authorships. Furthermore, author fitness in both co-authorship and citation networks are found to be consistent with the history of the strategic management scientific community.

Key words: Author fitness; Citation network; Co-authorship network; General preferential attachment; Power-law; Scale free network, First-mover advantage.

Correspondence to: Guillermo Armando Ronda-Pupo. Departamento de Administración.
Universidad Católica del Norte. Avenida Angamos. N° 0610. Antofagasta, Chile. ZIP: 1270709.
Email: gronda@ucn.cl
Phone: +56 552355802.

Introduction

In a community of scholars, authors desire their research to have the highest influence possible (Rupp, Thornton, Rogelberg, Olien, & Berka, 2014). At present, the attractiveness of an author is measured by metrics, traditionally by the number of papers he/she writes and the number of citations these publications receive (Pan & Fortunato, 2014). Indeed, the core principle of a citation metric is the assumption that when an article is cited by another scholar, it has had an impact on their research (Neophytou, 2014). When a scholar's research is highly cited, that scholar is known to do high-impact research (Judge, Weber, & Muller-Kahle, 2012).

In 1993, the *Strategic Management Journal* (SMJ) with the co-sponsorship of Wiley and the *Strategic Management Society* (SMS), launched the Dan and Mary Lou Schendel *Best Paper Prize* (BPP) to recognize those researchers that have significantly contributed to the advancement of the discipline. The BPP is awarded to a SMJ paper which was published at a minimum of five years prior to the award citation itself (Strategic Management Society, 2014). One of the criteria for evaluating the recognition of the nominee paper is the number of citations the paper received from other papers from the discipline.

The academic corpus of different scientific disciplines and funding agencies need suitable indicators to accurately assess research performance. The race to find a universal accepted indicator fostered the emergence of a high amount of research metrics. Among the most popular of those metrics are citation counts, the Hirsh index (Hirsch, 2005) and its descendants and the G index (Egghe, 2013) and its derivations or the crown indicator (Moed, 2010; Waltman, van Eck, van Leeuwen, Visser, & van Raan, 2011). Albeit the contribution of those metrics to the advancement of research evaluation processes and policy formulation has been paramount, an important question remains unsolved: how to account for the heavy tail characteristic of citations and publications distribution?

The above-mentioned question is raised on the basis of results presented in previous studies that demonstrated that the science system is characterized by scale invariant properties (Katz, 1999, 2016b; van Raan, 2008). These properties also hold true at the level of scientific domains (Katz, 2016a; Ronda-Pupo & Katz, 2017), universities (van Raan, 2013) or cities as innovative systems (Bettencourt, Lobo, Helbing, Kuhnert, & West, 2007), suggesting the scale free behavior is

present at different scales of the science system. The traditional scientometric indicators are not capable of capturing the properties of the scale invariance of such systems.

Likewise, the scientometric approach for the analysis of co-authorship networks has focused mainly on elucidating the important actors in the network structure using centrality measures, such as degree centrality (Türker & Çavuşoğlu, 2016), betweenness (Abbasi, Hossain, & Leydesdorff, 2012; Guns, Liu, & Mahbuba, 2011) or closeness (Biscaro & Giupponi, 2014). What is lacking is a measure of the attractiveness of an author in a complex temporal network, not only in terms of their connectedness with other actors but also in terms of their fitness. To assess the fittest actors of that network it is important to define if a temporal network is governed by the preferential attachment phenomenon and to characterize the dynamics of its growth.

The process of knowledge creation and its dissemination through scientific journals is governed by the proportionate effect (Gibrat, 1931) or cumulative advantage phenomenon (de Solla-Price, 1976), also called by the synonyms the *rich get richer* (Simon, 1955), the Mathew Effect (Merton, 1968, 1988) and preferential attachment (Barabási & Albert, 1999). All these synonymous terms describe a phenomenon in which a well-connected author in a -collaborative or citation network-has a higher probability to gain new collaborators or citations than that of a less connected author. Since this phenomenon is believed to be at work in diverse types of complex networks, it has attracted the attention of several scientific communities (Bianconi & Barabási, 2001; Caldarelli, 2007; Caldarelli, Capocci, De Los Rios, & Munoz, 2002; Newman, 2001).

On the other hand, the *fit get richer* phenomenon describes a process in which the numbers of new citations or new collaborations an author receives is proportional to a number called fitness, regardless of whether he or she is well-connected (Bianconi & Barabási, 2001; Wang, Song, & Barabasi, 2013). For example, it is reasonable to assume that two similarly well-connected authors will gain new citations or new collaborations according to the qualities of their sciences. In such a situation, author fitness can be interpreted as a proxy for the intrinsic quality of the scientific contributions of an author to the advancement of a discipline.

The combination of the *rich get richer* and the *fit get richer* mechanism can describe various dynamic patterns in a temporal network. For example, as will be discussed in the Background Section, the *rich get richer* mechanism can explain the *first-mover advantage*, a frequently-

assumed advantage that pioneers of a field enjoy over latecomers, while the *fit get richer* mechanism can explain why occasionally a latecomer surpasses the pioneers. In other words, the *rich get richer* and the *fit get richer* mechanisms can *simultaneously* describe both the concentration process that forms an established expert as well as the emerging process of a new rising star; two processes that arguably exist in all innovation fields.

The co-authorship network in documents published in the Strategic Management Journal has been analyzed to trace the formation and evolution of the international scientific community of the discipline (Ronda-Pupo & Guerras-Martín, 2010) and to study the inter-institutional collaboration networks of the field (Koseoglu, 2016). These previous papers focused mainly on determining the most influential countries and institutions according to their degree centrality in the structure of the collaboration network.

The aim of the present study is to extend the knowledge of the strategic management scientific community by simultaneously analyzing the *rich get richer* and the *fit get richer* phenomena in the temporal co-authorship and citation networks of documents published in SMJ to determine the most attractive authors of the discipline. We will use PAFit (Pham, Sheridan, & Shimodaira, 2015, 2016), which is a statistical method for measuring the preferential attachment and author fitness in a temporal complex network. This method implements mathematical algorithms that accurately detect if the evolution of a scientific community network is governed by the *rich get richer* and the *fit get richer* phenomena. The method is more accurate than methods that estimate the two phenomena separately, such as Newman's method (Newman, 2001) or Kong's method (Kong, Sarshar, & Roychowdhury, 2008).

The research questions for the present study are:

RQ1: Does the preferential attachment process characterize the temporal co-authorship network and secondly the citation network of the papers published in the Strategic Management Journal?

RQ2: Who are the most influential authors of the strategic management field according to their author fitness in the co-authorship and citation network in which they participate?

We analyzed all documents published in SMJ between its inception in 1980 through September, 2017. The results are aimed at scholars, editors, business schools, practitioner and PhD students

interested in the evolution of strategic management as an academic research discipline and also, to scholars and researchers of network science and complex systems.

Background

Preferential Attachment

Preferential attachment (PA) is a stochastic process that has been proposed to explain certain topological features characteristic of complex networks from diverse domains (Pham et al., 2015). The term, PA, was coined by Barabási and Albert (1999) in network science. It has its roots in the Gibrat's law or rule of proportionate growth or the law of Proportionate Effect (Gibrat, 1931). Gibrat stated that the proportional rate of growth of a firm is independent of its absolute size. Merton (1968, 1988) called the Gibrat's law success-breeds-success phenomenon. It has also been called by the synonyms the *rich get richer* (Simon, 1955), *cumulative advantage* (de Solla-Price, 1976) or the *Matthew Effect* (Merton, 1968) in the scientometric literature.

The studies of scaling behavior in bibliometric studies dates back to the studies of citation networks carried out by Alfred Lotka (Lotka, 1926) and complemented later by Dereck de Solla-Price (de Solla-Price, 1965). Naranan (1971) introduced the power law approach to study the Bradford's law in scientific journals. These studies were the theoretical foundations of the Egghe (2005) *lotkaian informetric*. The lotkaian approach has been focused mainly on characterizing distributions which satisfy Price's Law and consequences for the Laws of Zipf and Mandelbrot (Egghe & Rousseau, 1986).

In mathematical terms, the PA mechanism states that an author with k citations will get a new citation with probability proportional to A_k , the preferential attachment function. The *rich get richer* phenomenon exists if A_k is an increasing function on average, since in that case a highly connected node will acquire more edges than a lowly-connected node. In bibliometrics language, this means that a highly cited author has more probability of being cited again than a non-cited author. This process fosters the emergence of a disproportionate cumulative recognition of an elite of authors and leads to the characteristic heavy tail distributions.

The rich get richer phenomenon also leads to an explanation of the *first-mover advantage*, an influential concept in theories of strategic management. Originally this concept describes the

advantage firms enjoy when they are pioneers in a new market when compared to late-coming firms (Frynas, Mellahi, & Pigman, 2006). In the context of citation networks, it is the advantage to accrue more citations for authors who enter a scientific subject matter in its infancy rather than latecomers (Newman, 2009). The first-mover advantage can be explained by the *rich get richer* mechanism: an early node will have more time to accumulate links, and thus reinforces its advantage through the rich-get-richer mechanism. More specifically, the age of a node is positively correlated with its total number of citations when there is only the *rich get richer* phenomenon.

We often can summarize the properties of a general PA function by assuming the log-linear form k^α and measuring the attachment exponent α . The attachment exponent is important since it reveals many properties of the PA function. For example, the *rich get richer* phenomenon exists if $\alpha > 0$ and not if $\alpha < 0$. The attachment exponent also reveals properties of the temporal network in the long term: when $\alpha < 1.0$, the sub linear case, the degree distribution of the network is a stretched exponential, while in the super linear case of $\alpha > 1.0$, one node will eventually get all incoming new links (Krapivsky & Redner, 2001). This situation has been called the winner take all effect.

Author Fitness

Node fitness captures individual differences between nodes which have the same number of links-differences and are ignored in the preferential attachment mechanism. In network terminologies, the probability a node v_i receives a new link is proportional to its fitness η_i . This means that in a citation network, two authors with the same number of citations would get cited proportionally to their respective fitness, which can be interpreted as the qualities of their scientific contributions.

Author fitness explains why late-comers can surpass the first-movers, a situation that could not happen under the *rich get richer* mechanism alone. In citation networks, it has been observed that some late-comers acquire more citations than the first-movers (Newman, 2009). Such deviations from the first-mover advantage can be explained by author fitness: if an author has high enough fitness, then even if the author is late to the game, the high fitness would help the

author to surpass the first-movers. This way, fitness becomes a competitive advantage of authors in a citation network.

Combining Preferential Attachment and Author fitness

In the present study both the concepts of preferential attachment as rich get richer and of author fitness as fit get richer in the co-authorship and citation temporal networks of the strategic management scientific community are studied simultaneously using the flagship journal of the discipline, the SMJ. The simultaneous combination of the *rich get richer* and the *fit get richer* phenomenon reveals the dynamic of the temporal networks: for example, it explains *at the same time* the first-mover advantage and deviations from such advantage.

Methods

The experiment

Time frame

A universal method to select study time frames to analyze the dynamics of the evolution of a scientific community does not exist (Ronda-Pupo & Guerras-Martín, 2013). Previous bibliometric papers in this area included different time frames for their study. For example, Ramos-Rodríguez and Ruíz-Navarro (2004), as well as Nerur, Rasheed, and Natarajan (2008), analyzed 21 years of scientific production published in the *Strategic Management Journal* (1980 – 2000), segmented into three stages. Furrer, Thomas, and Goussevskaia (2008) studied 26 years of documents published in the *Academy of Management Journal (AMJ)*, *Academy of Management Review (AMR)*, *Administrative Science Quarterly (ASQ)*, and *SMJ* (1980 – 2005) segmented into five stages. Nag, Hambrick, and Chen (2007) used for their study a 21 year time frame of articles on strategic management in the *SMJ*, *AMJ*, *AMR*, and *ASQ* (1980 – 2000), segmented into five stages. All these studies focused their attention on finding the dynamics of the intellectual structure of the discipline using bibliometric methods.

An analysis of temporal co-authorship networks has been carried out by Ronda-Pupo and Guerras-Martín (2010) that analyzed 30 years of the international co-authorship network in documents published in SMJ segmented into three segments of 10 years each (1980-2009). Recently, Koseoglu (2016) analyzed 34 years of documents published in SMJ, segmented into 5

time spans (1980-2014). In the present study, the time frame was extended to 2017. The data is segmented into four time spans. The first time span covers from 1980 through 1989, the second interval from 1990 through 1999, the third 2000-2009 and the last time span covers from 2010 through September, 2017,

The Data

The data for the study consists of all documents published in the *Strategic Management Journal* since its inception in 1980 through September, 2017. SMJ is used to study the temporal citation and co-authorship networks of the strategic management scientific community because it is generally considered to be the flagship journal of the strategic management discipline (Azar & Brock, 2008; Guerras-Martin & Ronda-Pupo, 2013; Tahai & Meyer, 1999).

There is a twofold preparation of datasets to determine the Preferential Attachment and author fitness: 1) the co-authorship temporal network, and 2) the citation temporal network. Below we describe each of these steps.

The co-authorship temporal network

Co-authorship is traditionally used to analyze collaboration among scholars in any scientific discipline. This approach assumes that if an author signs a paper with another, it involves a collaboration to create and disseminate knowledge. To prepare the co-authorship network we used the signing authors of each SMJ document. When an article has one author, that author is included in the network as an isolated node if he or she is not already appeared. The result is an undirected co-authorship network including 2704 nodes (authors) and 8262 edges (links). The academic birth time of an author in the co-authorship network is considered to be the date of the first paper they had published in SMJ.

The citation temporal network

The citation network consists of all citations in the documents published in SMJ in each time span analyzed. To build the temporal citation network we used the bibliometrics Package BIBEXEL (Persson & Danell, 2009). The academic birth time of an author in the citation network is considered to be the date of the first citation he/she received in SMJ.

The result is a directed citation network including 2077 nodes (cited authors) and 73585 edges. Only citations to authors that were published in SMJ were included.

The preparation of both networks required disambiguation of 108 author's names. For example, the author Igor Ansoff, appeared as Ansoff, HI; Ansoff, H.I.; Ansoff, H; Ansoff, I; Ansoff, H.I. The author Luis Gómez-Mejia, appeared as Gomezmejia, L or Gómez Mejia, L. This process was carried out manually using Excel.

Procedure to calculate the preferential attachment and author fitness

Assuming both the *rich get richer* and the *fit get richer* phenomena are at play, the probability $P_i(t)$ that a node v_i gets a new link at time t is:

$$P_i(t) \propto A_{k_i(t)} \times \eta_i, \quad (1)$$

where $k_i(t)$ is the degree of node v_i at time t , A_k is the PA function and η_i is the fitness of node v_i . In bibliometric terms, $P_i(t)$ can be interpreted as the total attractiveness of an author v_i at time t , which is the product of the author's intrinsic scientific quality (the fitness η_i) and the author's well-connectedness at that time (the PA value $A_{k_i(t)}$).

Based on Equation (1), the log-likelihood of the observed temporal network can be written and the PA function A_k and author fitness η_i can be estimated by maximizing the log-likelihood function with suitable regularization terms (Pham et al., 2016). After obtaining the estimated value of A_k , the log-linear functional form $A_k = k^\alpha$ can be fitted to the estimated A_k to find the attachment exponent α . To perform those tasks, the R package PAFit (Pham, Sheridan, & Shimodaira, 2017) was used.

Results

Figure 1 shows the estimated preferential attachment functions A_k and the attachment exponents α of the co-authorship network using PAFit in four stages. The results show that the Preferential Attachment or the *rich get richer* phenomenon is at play, since in every stage the attachment function A_k is increasing in k . The attachment functions did not change much between each of the four time-stages, which suggests that the rich get richer phenomenon is time-stable. All the attachment exponents are less than 0.5, which indicates that the rich get richer phenomenon is rather weak. This means that when freshman authors of the SMJ co-authorship network seek out collaboration, they do look for already well-connected or senior authors but not relying too much on that well-connectedness.

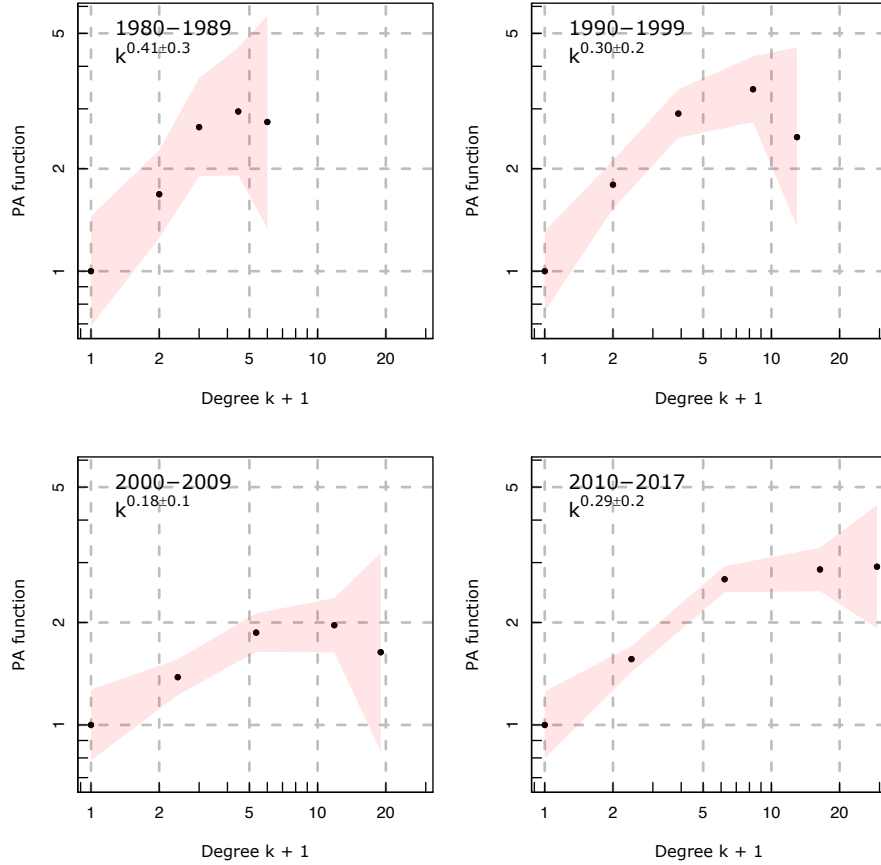


Fig. 1: Estimation of the attachment functions and the attachment exponents in four time intervals of the co-authorship network using PAFit. The band around the estimated PA function is the estimated confidence interval. The estimated attachment exponent in each time interval together with its standard deviation are shown in the upper left corner of the corresponding panel.

Figure 2 shows the estimated preferential attachment functions A_k and the attachment exponents α of the citation network using PAFit in four stages. As in the co-authorship network, the *rich get richer* phenomenon is present. The attachment exponents are sublinear and are generally on the same order as those in the co-authorship network in the four stages analyzed. While the attachment functions also did not change much through the four time-stages, suggesting that the rich get richer phenomenon is time-stable, the attachment exponent α did slightly decrease with respect to time. This pattern could mean that authors tended to cite papers that were published in the previous decades and the underlying theoretical backgrounds proposed and disseminated in early stages of SMJ were the most influential in the subsequent times frames analyzed.

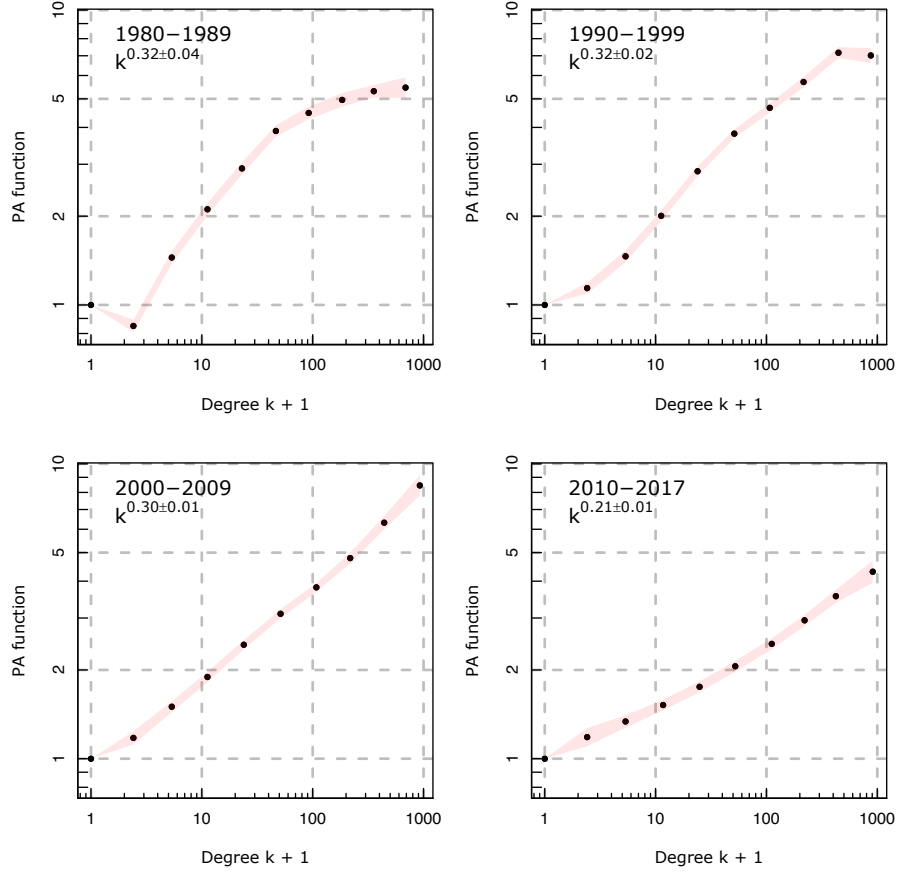


Fig. 2: Estimation of the attachment functions and the attachment exponents in four time intervals of the citation network using PAFit. The band around the estimated PA function is the estimated confidence interval. The estimated attachment exponent in each time interval together with its standard deviation are shown in the upper left corner of the corresponding panel.

Figure 3 shows the histograms of author fitness of the co-authorship network in the four time intervals. For all these intervals, the histograms did not concentrate around 1 but have long right tails, which suggest the existence of the *fit get richer* phenomenon in these intervals. The increasing of the frequencies (bar heights) with time reflects the fact that more and more new authors entering the system. The range of author fitness in each period is increasing with time too: the maximum fitness value in each period is 4.24, 9.31, 22.53 and 26.92. This suggests the co-authorship network becomes increasingly competitive through time.

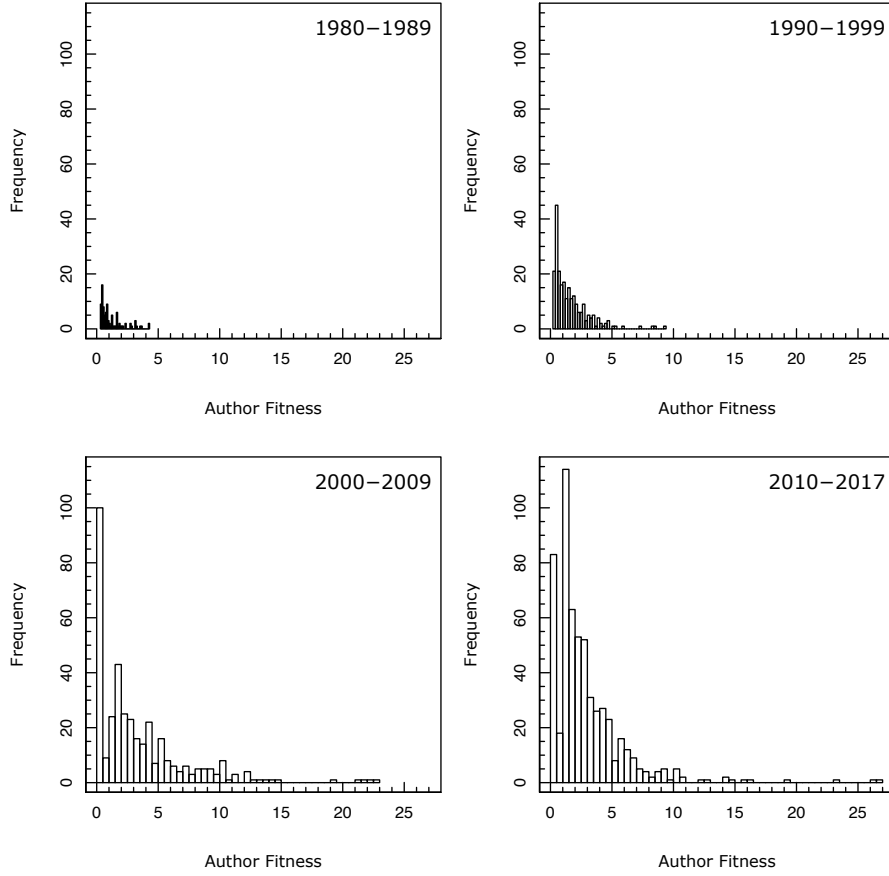


Fig. 3: Histogram of author fitness estimated by PAFit in four time intervals of the co-authorship network.

The histograms of author fitness of the citation network in the four time intervals (Figure 4) reveals the pattern we observed in the co-author network: none of the histograms concentrated around 1, which clearly suggests the existence of the *fit get richer* phenomenon in the citation network from 1980 to 2017. The maximum fitness value in each period is 8.69, 14.08, 11.26 and 8.40. This suggests that competition in the citation network became fiercer and fiercer until the 1990-1999 period, after that competition returned to the same level as of the first period. Furthermore, compared to the histograms in Fig.3, the right tails of those histograms in Fig. 4 are shorter, which suggests the *fit get richer* phenomenon is weaker in citation network than in co-authorship network.

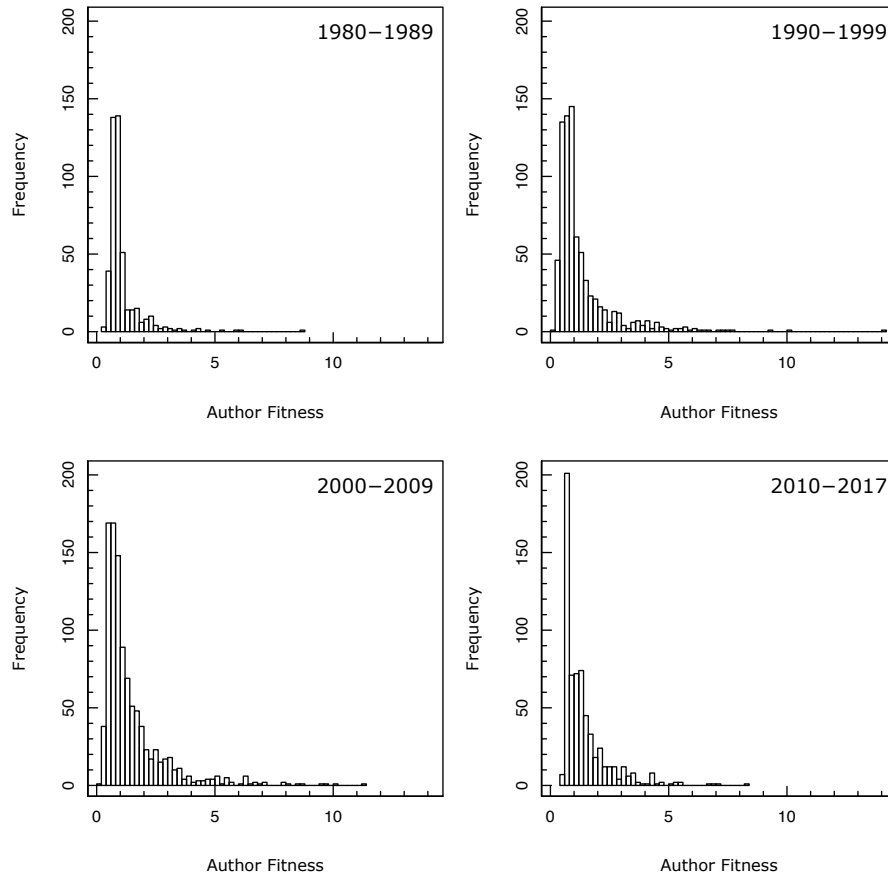


Fig. 4: Histogram of author fitness estimated by PAFit in four time intervals of the citation network.

Table 1 shows the results of the estimation of author fitness of the co-authorship and the citation temporal networks using PAFit. The most attractive authors in the co-authorship network were Michael Hitt and Will Mitchell. These authors were attractive in three out the four time intervals analyzed. Richard Bettis and David Ketchen were among the most attractive authors in 50% of the time spans.

When results from both temporal networks, co-authorship and citation, were considered simultaneously, the most attractive authors of the strategic management scientific community were Richard Bettis, Catherine Helfat and Birger Wenerfelt.

All top-ten authors of the 1980-1989 decade introduced important subject matters to the nascent strategic management as academic research discipline. These authors introduced relevant theoretical approaches such as: the *resource-based view* of the firm, the *dynamic capabilities*,

upper echelons, *competitive advantage*, *alliances & networks* and *agency theory*. All these topics became hot research subject matters and received significant attention by the strategic management scientific community. The contributions of these authors to the advancement of the theoretical corpus of the discipline are highlighted by the following.

The *resource-based view* of the firm, developed by Wernerfelt (1984) was awarded with the 1994 SMJ Best Paper Prize. The academic interest in this line of research grew and was developed by other authors in the following decades. The most notable were Peteraf (1993), whose contribution received the 1999 SMJ BPP and recently Barney (2016). These authors, Margarette Peteraff and Jay Barney appear among the top fittest authors in the 1990-99 stage.

Alliances & networks is another important line of research. It was introduced by Kogut (1988) who was awarded with the 1998 SMJ Best Paper Prize. This theoretical approach was developed later by scholars such as Ring and van de Ven (1992), whose contributions were awarded with 2008 SMJ BPP, and later Gulati (1998) continued to develop the *alliances & network* approach in the 2000-2009 decade. His contribution received the 2014 SMJ Best Paper Prize. The author Ranjai Gulati is the fittest author of the 1990-99 stage.

The *competitive advantage* approach presented by Porter (1980) was also among the most important lines of research of the strategic management discipline. This author, Michael Porter, became the most cited author in the SMJ history. Henderson and Cockburn (1994) made important contributions to the advancement of this line of research and thus received the 2010 SMJ BPP.

Hambrick (1981), who is one of the most productive authors in the strategic management discipline developed the research line *upper echelons*. He has published 22 papers in SMJ. *Corporate strategy*, first introduced by Igor Ansoff in the 1960s, was developed by Richard Bettis and among others in the time frames analyzed in the present study.

The approach *dynamic capabilities*, introduced by Teece, Pisano, and Shuen (1997) is also among the most important research lines of the strategic management discipline. Their paper was awarded with 2003 SMJ BPP. This subject matter was complemented by contributions of Eisenhardt and Martin (2000). That contribution was worthy enough to obtain the 2007 SMJ BPP. Winter (2003) also received the 2009 SMJ BPP for his contribution to this topic.

Table 1. Ranks according to co-authorship and citation Author Fitness of each time interval.

Time span	Co-authorship network		Citation Network	
	Author	Fitness	Author	Fitness
1980-1989	Thomas H	4.736	Dierickx I	8.185
	Wernerfelt B	4.718	Hambrick D	5.827
	Bettis R	4.116	Wernerfelt B	5.651
	Montgomery C	3.951	Eisenhardt K	5.151
	Kim W	3.610	Kogut B	4.461
	Hitt M	3.599	Nelson R	4.201
	Robinson R	3.578	Porter M	4.052
	Bracker J	3.496	Teece D	3.948
	Macmillan I	3.146	Miller D	3.486
	Pearce J	3.096	Williamson O	3.396
1990-1999	Mitchell W	9.305	Gulati R	8.088
	Lubatkin M	8.561	Dyer J	5.926
	Smith K	8.250	Barney J	4.620
	Hitt M	7.415	Stuart T	4.256
	Hoskisson R	5.917	Coff R	4.238
	Wright P	5.349	Kogut B	4.129
	Daily C	5.088	Peteraf M	4.102
	Miller A	4.799	Baum J	4.095
	Dalton D	4.715	Levinthal D	4.046
	Lane P	4.710	Capron L	4.026
2000-2009	Ketchen D	20.412	Hoetker G	8.203
	Hitt M	21.294	Rothaermel F	7.741
	Keil T	20.538	Zollo M	7.354
	Hult G	20.297	Helfat C	7.301
	Li J	18.730	Adner R	6.319
	Peng M	13.633	Sirmon D	6.318
	Mitchell W	13.125	Rosenkopf L	6.151
	De Sarbo W	12.940	Carpenter M	6.027
	Semadeni M	12.355	Lavie D	6.025
	Beamish P	12.104	Villalonga B	5.494
2010-2017	Mitchell W	26.507	Campbell B	5.387
	Bettis R	25.623	Chatain O	5.082
	Gambardella A	22.907	Foss N	5.060
	Helfat C	19.336	Bettis R	4.925
	Bell R	16.087	Bingham C	4.031

Agarwal R	15.390	Crossland C	3.938
Reuer J	14.637	Quigley T	3.895
Judge W	14.301	Eggers J	3.838
Miller D	13.975	Connelly B	3.744
Ketchen D	12.792	Powell T	3.572

Discussion and Conclusion

The results make evident that the evolution of the complex temporal co-authorship and citation networks of the strategic management scientific community are governed jointly by the *rich get richer* and the *fit get richer* phenomena. The rich get richer phenomenon is weak in both citation and co-author networks. This means that through nearly four decades, the intrinsic scientific quality of an author was the most important factor for that author to get new collaborations or new citations.

A correlation of the most attractive authors of the discipline, the research lines they contribute to and the relevance of these subject matters is confirmed in the history of the Strategic Management Journal Best Paper Prize. This correlation highlights that assessing the values of author fitness and preferential attachment within scientific domains or its research subject matters is an accurate method to predict the future relevant lines of research or important authors within the field.

At the same time, it is confirmed that the First Mover Advantage is enhanced by the *rich get richer* phenomena in a temporal complex network. Pioneer authors of a research line accumulate advantage with respect to latecomers. New authors cite pioneers proportional to their attractiveness leading to a disproportionate growth of their recognition fostering the emergence of a scale free or heavy tail distribution as found by de Solla-Price (1965).

The results show the efficacy of PAFit as an accurate method to assess preferential attachment and author fitness in complex temporal networks in scientific disciplines. It is possible to characterize the *rich get richer* and the *fit get richer* phenomena simultaneously, and to find authors that although not being among the most prolific in the co-authorship network can be influential to the citation network because their fitness enhances their attractiveness in the structure of the temporal network.

The research in this subject matter could be enhanced with new research questions such as: Is it possible to estimate a co-authorship-fitness and a citation-fitness of the same author under the constrain that the two fitness values are the same? Do the properties of the rich get richer phenomenon observed in citation and co-authorship networks of the SMJ generalize to other citation and co-authorship networks? In particular, is the rich get richer phenomenon always weak in those two networks? If that is the case, is using a unified preferential attachment function for multiple citation networks or multiple co-authorship networks better than using different preferential attachment functions? Is it possible to assess the fitness at the level of countries or institutions? Is it possible to elucidate the fitness of specific research topics of a given scientific field?

Funding information

This study was financed by grant number 01-01-230203-10301440-NADA of Universidad Católica del Norte to Professor Guillermo Armando Ronda-Pupo.

Acknowledgements

We express our gratitude to Professors Luis Ángel Guerras-Martin and Anoop Madok for interesting comments on the links between fittest authors with their lines of research.

References

- Abbasi, A., Hossain, L., & Leydesdorff, L. (2012). Betweenness centrality as a driver of preferential attachment in the evolution of research collaboration networks. *Journal of Informetrics*, 6(3), 403-412.
- Azar, O. H., & Brock, D. M. (2008). A Citation-Based Ranking of Strategic Management Journals. *Journal of Economics & Management Strategy*, 17(3), 781-802.
- Barabási, A. L., & Albert, R. (1999). Emergence of Scaling in Random Networks. *Science*, 286(5439), 509-512.
- Barney, J. B. (2016). Resource-based theories of competitive advantage: A ten-year retrospective on the resource-based view. *Journal of Management*, 27(6), 643-650.
- Bettencourt, L. M. A., Lobo, J. M., Helbing, D., Kuhnert, C., & West, G. B. (2007). Growth, innovation, scaling, and the pace of life in cities. *Proc Natl Acad Sci U S A*, 104(17), 7301-7306.
- Bianconi, G., & Barabási, A. L. (2001). Competition and multiscaling in evolving networks. *Europhysics Letters (EPL)*, 54(4), 436-442.
- Biscaro, C., & Giupponi, C. (2014). Co-authorship and bibliographic coupling network effects on citations. *PLoS One*, 9(6), e99502.
- Caldarelli, G. (2007). *Scale-Free Networks*. London, UK: Oxford University Press.

- Caldarelli, G., Capocci, A., De Los Rios, P., & Munoz, M. A. (2002). Scale-free networks from varying vertex intrinsic fitness. *Phys Rev Lett*, 89(25), 258702.
- de Solla-Price, D. J. (1965). Networks of Scientific Papers. *Science*, 14(3683), 510-515.
- de Solla-Price, D. J. (1976). A general theory of bibliometric and other cumulative advantage processes. *Journal of the American Society for Information Science*, 27(5), 292-306.
- Egghe, L. (2005). The power of power laws and an interpretation of lotkaian informetric systems as self-similar fractals. *Journal of the American Society for Information Science and Technology*, 56(7), 669-675.
- Egghe, L. (2013). Theory and practise of the g-index. *Scientometrics*, 69(1), 131-152.
- Egghe, L., & Rousseau, R. (1986). A characterization of distributions which satisfy Price's Law and consequences for the Laws of Zipf and Mandelbrot. *Journal of Information Science*, 12(4), 193-197.
- Eisenhardt, K. M., & Martin, J. A. (2000). Dynamic capabilities: What are they? *Strategic Management Journal*, 21, 1105-1121.
- Frynas, J. G., Mellahi, K., & Pigman, G. A. (2006). First mover advantages in international business and firm-specific political resources. *Strategic Management Journal*, 27(4), 321-345.
- Furrer, O., Thomas, H., & Goussevskaia, A. (2008). The structure and evolution of the strategic management field: A content analysis of 26 years of strategic management research. *International Journal of Management Reviews*, 10(1), 1-23.
- Gibrat, R. (1931). *Les Inégalités économiques*. Paris, France: Librairie du Recueil Sirey.
- Guerras-Martin, L. Á., & Ronda-Pupo, G. A. (2013). Strategic Management Journal. In M. Augier & D. J. Teece (Eds.), *The Palgrave Encyclopedia of Strategic Management* (pp. 1-5). UK: Palgrave Macmillan UK.
- Gulati, R. (1998). Alliances and Networks. *Strategic Entrepreneurship Journal*, 19, 293-317.
- Guns, R., Liu, Y. X., & Mahbuba, D. (2011). Q-measures and betweenness centrality in a collaboration network: a case study of the field of informetrics. *Scientometrics*, 87(1), 133-147.
- Hambrick, D. C. (1981). Strategic awareness within top management teams. *Strategic Management Journal*, 2(3), 263-279.
- Henderson, R., & Cockburn, I. (1994). Measuring Competence? Exploring Firm Effects in Pharmaceutical Research. *Strategic Management Journal*, 15, 63-84.
- Hirsch, J. E. (2005). An index to quantify an individual's scientific research output. *Proc Natl Acad Sci U S A*, 102(46), 16569-16572.
- Judge, W. Q., Weber, T., & Muller-Kahle, M. I. (2012). What Are the Correlates of Interdisciplinary Research Impact? The Case of Corporate Governance Research. *Academy of Management Learning & Education*, 11(1), 82-98.
- Katz, J. S. (1999). The self-similar science system. *Research Policy*, 28(5), 501-517.
- Katz, J. S. (2016a). Policies considerations for evidence-based measures of complex innovation systems. In J. B. U. o. S. SPRU (Ed.), *SPRU 50th Anniversary Conference* (pp. 12). University of Sussex, Brighton UK: University of Sussex.
- Katz, J. S. (2016b). What Is a Complex Innovation System? *Plos One*, 11(6), e0156150.
- Kogut, B. (1988). Joint Ventures: Theoretical and Empirical Perspectives. *Strategic Management Journal*, 9, 319-332.
- Kong, J. S., Sarshar, N., & Roychowdhury, V. P. (2008). Experience versus talent shapes the structure of the Web. *Proc Natl Acad Sci U S A*, 105(37), 13724-13729.
- Koseoglu, M. A. (2016). Mapping the institutional collaboration network of strategic management research: 1980-2014. *Scientometrics*, 109(1), 203-226.

- Krapivsky, P. L., & Redner, S. (2001). Organization of growing random networks. *Phys Rev E Stat Nonlin Soft Matter Phys*, 63(6 Pt 2), 066123.
- Lotka, A. J. (1926). The frequency distribution of scientific productivity. *Journal of the Academy of Sciences*, 16(1), 317-323.
- Merton, R. K. (1968). The Matthew Effect in Science. *Science*, 159(3810), 56-63.
- Merton, R. K. (1988). The Matthew Effect in Science, II: Cumulative Advantage and the Symbolism of Intellectual Property. *Isis*, 79(4), 606-623.
- Moed, H. F. (2010). CWTS crown indicator measures citation impact of a research group's publication oeuvre. *Journal of Informetrics*, 4(3), 436-438.
- Nag, R., Hambrick, D. C., & Chen, M.-J. (2007). What is strategic management, really? Inductive derivation of a consensus definition of the field. *Strategic Management Journal*, 28(9), 935-955.
- Naranan, S. (1971). Power Law relations in Science Bibliography - a self-consistent interpretation. *Journal of Documentation*, 27(2), 83-97.
- Neophytou, J. (2014). *How to navigate the world of citation metrics*. Retrieved September 29, 2017, from <http://exchanges.wiley.com/blog/2014/05/15/how-to-navigate-the-world-of-citation-metrics/>
- Nerur, S. P., Rasheed, A. A., & Natarajan, V. (2008). The intellectual structure of the strategic management field: an author co-citation analysis. *Strategic Management Journal*, 29(3), 319-336.
- Newman, M. E. J. (2001). Clustering and preferential attachment in growing networks. *Phys Rev E Stat Nonlin Soft Matter Phys*, 64(2 Pt 2), 025102.
- Newman, M. E. J. (2009). The first-mover advantage in scientific publication. *EPL (Europhysics Letters)*, 86(6).
- Pan, R. K., & Fortunato, S. (2014). Author Impact Factor: tracking the dynamics of individual scientific impact. *Sci Rep*, 4, 4880.
- Persson, O. R., & Danell, J. W. S. (2009). How to use Bibexcel for various types of bibliometric analysis. . In R. F. Åström, B. Danell & J. S. Larsen (Eds.), *Celebrating scholarly communication studies: A Festschrift for Olle Persson at his 60th Birthday* (pp. 9-24). Leuven, Belgium: International Society for Scientometrics and Informetrics.
- Peteraf, M. A. (1993). The Cornerstones of Competitive Advantage: A Resource-Based View. *Strategic Management Journal*, 14(3), 179-191.
- Pham, T., Sheridan, P., & Shimodaira, H. (2015). PAFit: A Statistical Method for Measuring Preferential Attachment in Temporal Complex Networks. *PLoS One*, 10(9), e0137796.
- Pham, T., Sheridan, P., & Shimodaira, H. (2016). Joint estimation of preferential attachment and node fitness in growing complex networks. *Sci Rep*, 6, 32558.
- Pham, T., Sheridan, P., & Shimodaira, H. (2017). *PAFit: an R Package for Estimating Preferential Attachment and Node Fitness in Temporal Complex Networks*, 2017, 09-29, from <https://arxiv.org/abs/1704.06017>
- Porter, M. (1980). *Competitive Strategy: Techniques for Analyzing Industries and Competitors*. New York: Macmillan Publishing Company.
- Ramos-Rodríguez, A.-R., & Ruíz-Navarro, J. (2004). Changes in the intellectual structure of strategic management research: a bibliometric study of the Strategic Management Journal, 1980–2000. *Strategic Management Journal*, 25(10), 981-1004.
- Ring, P. S., & van de Ven, A. H. (1992). Structuring Cooperative Relationships Between Organizations. *Strategic Management Journal*, 13, 483-498.

- Ronda-Pupo, G. A., & Guerras-Martín, L. Á. (2010). Dynamics of the scientific community network within the strategic management field through the Strategic Management Journal 1980–2009: the role of cooperation. *Scientometrics*, 85(3), 821-848.
- Ronda-Pupo, G. A., & Guerras-Martín, L. Á. (2013). Red de cooperación institucional de investigación en dirección de empresas en España en torno a la revista CEDE: 1998-2010. *Cuadernos de Economía y Dirección de la Empresa*, 16(1), 1-16.
- Ronda-Pupo, G. A., & Katz, J. S. (2017). The Scaling Relationship between Citation-Based Performance and Scientific Collaboration in Natural Sciences. *Journal of the Association for Information Science and Technology*, 68(5), 1257–1265.
- Rupp, D. E., Thornton, M. A., Rogelberg, S. G., Olien, J. L., & Berka, G. (2014). The Characteristics of Quality Scholarly Submissions: Considerations of Author Team Composition and Decision Making. *Journal of Management*, 40(6), 1501-1510.
- Simon, H. A. (1955). On a Class of Skew Distribution *Biometrika*, 42(3-4), 425-440.
- Strategic Management Society. (2014). *SMS Awards and Honors*. Retrieved December, 02, 2014
- Tahai, A., & Meyer, M. J. (1999). A revealed Preference Study of Management's Journal Direct Influences. *Strategic Management Journal*, 20, 279–296.
- Teece, D. J., Pisano, G., & Shuen, A. (1997). Dynamic Capabilities and Strategic Management. *Strategic Management Journal*, 18(7), 509-533.
- Türker, İ., & Çavuşoğlu, A. (2016). Detailing the co-authorship networks in degree coupling, edge weight and academic age perspective. *Chaos, Solitons & Fractals*, 91, 386-392.
- van Raan, A. F. J. (2008). Scaling rules in the science system: Influence of field-specific citation characteristics on the impact of research groups. *Journal of the American Society for Information Science and Technology*, 59(4), 565-576.
- van Raan, A. F. J. (2013). Universities scale like cities. *PLoS One*, 8(3), e59384.
- Waltman, L., van Eck, N. J., van Leeuwen, T. N., Visser, M. S., & van Raan, A. F. J. (2011). Towards a new crown indicator: an empirical analysis. *Scientometrics*, 87(3), 467-481.
- Wang, D., Song, C., & Barabasi, A. L. (2013). Quantifying long-term scientific impact. *Science*, 342(6154), 127-132.
- Wernerfelt, B. (1984). A Resource-Based View of the Firm. *Strategic Management Journal*, 5(2), 171-180.
- Winter, S. G. (2003). Understanding dynamic capabilities. *Strategic Management Journal*, 24, 991-995.