

# Distributed estimation from relative measurements of heterogeneous and uncertain quality

Chiara Ravazzi

Nelson P. K. Chan

Paolo Frasca

**Abstract**— This paper studies the problem of estimation from relative measurements in a graph, where a vector indexed over the nodes has to be reconstructed from relative pairwise measurements of differences between the values of nodes connected by an edge. In order to model the heterogeneity and uncertainty of the measurements, we assume that measurements are affected by additive noise distributed according to a Gaussian mixture. In this original setup, we formulate the problem of computing the Maximum-Likelihood (ML) estimates and we propose two novel Expectation-Maximization (EM) algorithms for its solution. The main difference between the two algorithms is that one of them is distributed and the other is not. The former algorithm is said to be distributed because it allows each node to compute the estimate of its own value by using only information that is directly available at the node itself or from its immediate neighbors. We prove convergence of both algorithms and present numerical simulations to evaluate and compare their performance.

## I. INTRODUCTION

Whenever measurements are used to estimate a quantity of interest, measurement errors must be properly taken into account and the statistical properties of these errors should be identified to enable an effective estimation. In this paper, we look at a specific case of this broad issue, within the context of network systems. Namely, we consider the problem of distributed estimation from relative measurements, defined as follows. We assume to have a real vector, indexed over the nodes of a graph: the nodes are allowed to take pairwise measurements of the differences between their vector entries and those of their neighbors in the graph. The estimation problem consists in reconstructing the original vector, up to an additive constant. This prototypical problem can be applied in a variety of contexts [1]. One example is relative localization of mobile automated vehicles, where the vehicles have to locate themselves by using only distance measurements [2]. Another example is statistical ranking, where a set of items needs to be sorted according to their quality, which can only be evaluated comparatively [3], [4]. In all these scenarios, the noise affecting the measurements can be

drastically heterogeneous and, more importantly, its distribution may not be known a priori. For instance, in vehicle localization, distances between vehicles may be measured by more or less accurate sensors; in a ranking system, the items upon evaluation can be compared by more or less trustworthy entities. It is thus important to identify unreliable measurements and weight them differently in the estimation. In order to model this uncertainty, in this paper we assume that the measurement noise is sampled from a mixture of two Gaussian distributions with different variances, representing good and poor measurements, respectively. Our solution to this problem builds on the classical Expectation-Maximization (EM) approach [5], [6], where the likelihood is maximized by alternating operations of expectation and maximization.

We are particularly interested in finding effective *distributed* algorithms to solve this problem. More precisely, we say that an algorithm is distributed if it requires each node to use information that is directly available at the node itself or from its immediate neighbors. Actually, many distributed algorithms for relative estimation are available [7], [1], [8], [9], [10], [11], [12], [13], but to the best of our knowledge all of them assume that the quality of the measurements is known beforehand. At the same time, there is a large literature on robust estimation that also covers estimation from relative measurements, but often provides algorithms that are not distributed; see for instance [14] and references therein. We fill this gap by proposing a distributed algorithm. In this way, we contribute to the growing body of research on distributed algorithms for network-related estimation problems with heterogeneous and unknown measurements [15], [16], where distributed algorithms based on consensus and ranking procedures have been proposed to approximate Maximum-Likelihood (ML) estimates.

Other authors have used EM to estimate Gaussian mixtures' parameters in other problems of distributed inference in sensor networks [17], [18], [19]. In these works, a network is given and each node independently performs the E-step from local observations and this information is suitably propagated to collaboratively perform the M-step. EM is also a key instrument in learning from unreliable observations in the context of social sensing, which has the goal of designing reliable inference systems based on unreliable information reported by users [20], [21].

**Our contribution:** In this paper, we define the problem of robust estimation from relative measurements when measurement noise is drawn from a Gaussian mixture and we design two iterative algorithms that solve it. Both algorithms

The research leading to this paper has been partly developed while C. Ravazzi was at Department of Electronics and Telecommunications (DET), Politecnico di Torino, Italy, and N. P. K. Chan and P. Frasca were with the Department of Applied Mathematics, University of Twente, Enschede, the Netherlands.

Chiara Ravazzi is with the National Research Council (CNR), Institute of Electronics, Computers and Telecommunication Engineering (IEIIT), c/o Politecnico di Torino, Italy. E-mail: chiara.ravazzi@ieiit.cnr.it.

Nelson P. K. Chan is with the University of Groningen, Groningen, the Netherlands. E-mail: n.p.k.chan@rug.nl.

Paolo Frasca is with Univ. Grenoble Alpes, CNRS, Inria, GIPSA-lab, F-38000 Grenoble, France and Research Associate at the IEIIT-CNR, Torino, Italy. E-mail: paolo.frasca@gipsa-lab.fr.

are based on combining classical Weighted Least Squares (WLS) with Expectation-Maximization (EM), which is a popular tool in statistical estimation problems involving incomplete data [22], [23]. The first algorithm is centralized, whereas the second algorithm is distributed but requires to know (approximately) the two variances of the Gaussian mixture. This knowledge is not necessary for the centralized version. Both algorithms are proved to converge and their performance is compared on synthetic data. We observe that the centralized algorithm has better performance, achieving smaller estimation errors. The centralized algorithm also requires less iterations to converge, but each iteration involves more computations.

*Organization of the paper:* We formally present the problem of relative estimation in Section II. The centralised LS-EM algorithm is described in Section III and the Distributed LS-EM algorithm in Section IV. Section V contains some numerical examples and Section VI our conclusions. The details of most proofs are postponed to the Appendix.

## II. ESTIMATION FROM RELATIVE MEASUREMENTS

A set of nodes  $\mathcal{V} = \{1, \dots, N\}$  of cardinality  $N$  is considered, each of them endowed with an unknown scalar quantity  $\tilde{x}_v \in \mathbb{R}$  for  $v \in \mathcal{V}$ . The relative estimation problem consists, for each node  $u \in \mathcal{V}$ , in estimating the scalar value  $\tilde{x}_u$ , based on noisy measurements of differences  $\tilde{x}_u - \tilde{x}_v$  with  $v$  and  $u$  in  $\mathcal{V}$ . The set of available measurements can be conveniently represented by an oriented graph  $\mathcal{G} = (\mathcal{V}, \mathcal{E})$ , where each edge represents a measurement. The orientation of the edges is conventionally assumed to be such that  $(v, u) \in \mathcal{E}$  only if  $u < v$ .

We let  $A \in \{0, \pm 1\}^{\mathcal{E} \times \mathcal{V}}$  be the edge incidence matrix of the graph  $\mathcal{G}$ , defined as follows. The rows and the columns of  $A$  are indexed by elements of  $\mathcal{E}$  and  $\mathcal{V}$ , respectively. The  $(e, w)$ -entry of  $A$  is 0 if vertex  $w$  and edge  $e$  are not incident, and otherwise it is 1 or  $-1$  according as  $e$  originates or terminates at  $w$ , respectively. More precisely,

$$A_{ew} = \begin{cases} +1 & \text{if } e = (v, w) \\ -1 & \text{if } e = (w, v) \\ 0 & \text{otherwise} \end{cases}$$

for every  $e \in \mathcal{E}$ . We let  $b \in \mathbb{R}^{\mathcal{E}}$  be the vector collecting the measurements

$$b = A\tilde{x} + \eta,$$

where  $\eta_e, e \in \mathcal{E}$  are mutually independent random variables distributed  $N(0, \sigma_e^2)$ , having

$$\sigma_e = (1 - z_e)\alpha + z_e\beta,$$

with  $0 < \alpha < \beta$ ,  $z_e \sim \text{Ber}(p)$  and  $p \in (0, 1/2)$ . Provided  $\alpha \ll \beta$ , the value  $z_e = 1$  is associated to a measurement that is unreliable. With this formulation the random variables  $\{\eta_e\}_{e \in \mathcal{E}}$  are Gaussian mixtures, whose model is completely described by three parameters:  $p, \alpha$  and  $\beta$ . For convenience, from now on we consider  $p$  known: the knowledge of  $p$  does not entail a significant restriction to our analysis.

Our main goal is to obtain a robust estimate of the state vector  $\tilde{x}$  by suitably taking into account the different quality of the measurements. We thus consider a joint Maximum Likelihood estimation

$$\hat{x}^{\text{ML}} = \underset{x \in \mathbb{R}^{\mathcal{V}}, \alpha > 0, \beta > 0}{\text{argmax}} L(x, \alpha, \beta) \quad (1)$$

where

$$L(x, \alpha, \beta) := \log f_{b|x, \alpha, \beta}(b|x, \alpha, \beta)$$

and

$$f_{b|x, \alpha, \beta}(b|x, \alpha, \beta) = \prod_{e \in \mathcal{E}} \left[ \frac{1-p}{\sqrt{2\pi}\alpha^2} \exp\left(-\frac{(b-Ax)_e^2}{2\alpha^2}\right) + \frac{p}{\sqrt{2\pi}\beta^2} \exp\left(-\frac{(b-Ax)_e^2}{2\beta^2}\right) \right]. \quad (2)$$

The computational complexity of optimization problem (1) makes a brute force approach infeasible for large graphs.

### A. Estimation via Weighted Least Squares

Problem (1) becomes much simpler if we assume to know the distribution that has produced the noise term for each measurement. Using the noise source information  $\alpha, \beta$ , and  $\tilde{z}_e$  for all  $e \in \mathcal{E}$ , where  $\tilde{z}_e$  is the realization of  $z_e$ , the ML-estimation becomes

$$\hat{x}^{\text{ML}}(b|\tilde{z}, \alpha, \beta) = \underset{x \in \mathbb{R}^{\mathcal{V}}}{\text{argmax}} \log f_{b|x, \tilde{z}, \alpha, \beta}(b|x, \tilde{z}, \alpha, \beta)$$

where

$$f_{b|x, \tilde{z}, \alpha, \beta}(b|x, \tilde{z}, \alpha, \beta) = \prod_{e \in \mathcal{E}} \left[ \frac{1-\tilde{z}_e}{\sqrt{2\pi}\alpha^2} \exp\left(-\frac{(b-Ax)_e^2}{2\alpha^2}\right) + \frac{\tilde{z}_e}{\sqrt{2\pi}\beta^2} \exp\left(-\frac{(b-Ax)_e^2}{2\beta^2}\right) \right].$$

Noticing that  $\log(\prod_e x_e) = \sum_e \log(x_e)$  and that  $\tilde{z}$  is a binary vector, it is easy to see that ML is equivalent to solving the Weighted Least Square (WLS) problem

$$\underset{x \in \mathbb{R}^{\mathcal{V}}}{\text{argmin}} \frac{1}{2} \|b - Ax\|_W^2 = \underset{x \in \mathbb{R}^{\mathcal{V}}}{\text{argmin}} \frac{1}{2} (b - Ax)^\top W (b - Ax) \quad (3)$$

with  $W = \text{diag}((1 - \tilde{z}_e)\alpha^{-2} + \tilde{z}_e\beta^{-2})$ . The following lemma describes the solutions of (3).

*Lemma 1 (WLS estimator):* Let the graph  $\mathcal{G}$  be connected and  $X$  be the set of solutions of (3), and let  $L_W := A^\top W A$  denote the weighted Laplacian of the graph. The following facts hold true:

- 1)  $x \in X$  if and only if  $A^\top W A x = A^\top W b$ ;
- 2) there exists a unique  $\hat{x}^{\text{wls}} \in X$  such that  $\|\hat{x}^{\text{wls}}\|_2 = \min_{x \in X} \|x\|_2$ ;
- 3)

$$\hat{x}^{\text{wls}} = L_W^\dagger A^\top W b, \quad (4)$$

where  $L^\dagger$  denotes the Moore-Penrose pseudo-inverse of the weighted Laplacian  $L_W$ .

Further useful properties are collected in the following result.

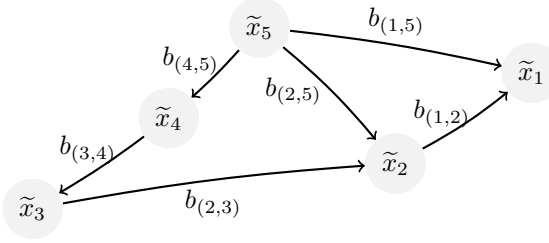


Fig. 1. The network of 5 nodes considered in Example 1.

**Lemma 2 (Moments of WLS estimator):** Provided  $\mathcal{G}$  is connected, it holds true that

$$\mathbb{E}[\hat{x}^{\text{wls}}] = (I - \frac{1}{N} \mathbf{1}\mathbf{1}^\top) \tilde{x}$$

$$\mathbb{E}[(\hat{x}^{\text{wls}} - \mathbb{E}[\hat{x}^{\text{wls}}])(\hat{x}^{\text{wls}} - \mathbb{E}[\hat{x}^{\text{wls}}])^\top] = L_W^\dagger,$$

where  $\mathbf{1}$  is a vector of length  $N$  whose entries are all 1.

It should be stressed that determining the state vector  $\tilde{x}$  from relative measurements is only possible up to an additive constant, being  $A\mathbf{1} = 0$ , and  $X = \hat{x}^{\text{wls}} + \text{span}(\mathbf{1})$ . This ambiguity can be avoided by assuming the centroid of the nodes as the origin of the Cartesian coordinate system.

In view of this comment and of the results above, we shall assume from now on that  $\mathcal{G}$  is *connected* and  $\mathbf{1}^\top \tilde{x} = 0$ .

Next we provide a simple example for illustration.

**Example 1:** Consider the connected network in Figure 1 with  $N = 5$  nodes and set of edges  $\mathcal{E} = \{(2, 1), (5, 1), (3, 2), (5, 2), (4, 3), (5, 4)\}$ . Let  $\tilde{x} = [1.9047, -0.1308, -0.0526, 0.2068, -1.9280]^\top$ ,  $\tilde{z} = [1, 1, 1, 1, 0, 0]^\top$  and  $\eta = [-0.0607, -0.0557, -0.0003, 0.0766, -0.0077, 0.0037]^\top$ . Then, the incidence matrix  $A$  and the vector of measurements can be easily constructed as

$$A = \begin{bmatrix} 1 & -1 & 0 & 0 & 0 \\ 1 & 0 & 0 & 0 & -1 \\ 0 & 1 & -1 & 0 & 0 \\ 0 & 1 & 0 & 0 & -1 \\ 0 & 0 & 1 & -1 & 0 \\ 0 & 0 & 0 & 1 & -1 \end{bmatrix}$$

and  $b = [1.9748, 3.7770, -0.0785, 1.8738, -0.2671, 2.1385]^\top$

Then the vector  $x^{\text{wls}}$  can be computed as  $\hat{x}^{\text{wls}} = [1.8636, -0.0982, -0.0524, 0.2134, -1.9264]^\top$ . Instead, the position estimated by an unweighted least squares is given by  $\hat{x}^{\text{ls}} = [1.8573, -0.0988, -0.0358, 0.2157, -1.9384]^\top$ . We obtain that  $\|\hat{x}^{\text{wls}} - \tilde{x}\|_2^2 / \|\tilde{x}\|_2^2 = 3.7758 \cdot 10^{-4}$  and  $\|\hat{x}^{\text{ls}} - \tilde{x}\|_2^2 / \|\tilde{x}\|_2^2 = 5.0452 \cdot 10^{-4}$ . ■

As shown in Lemma 1, the WLS solution is explicitly known and can be easily computed solving a linear system. Furthermore, the following distributed computation is also possible, by using a gradient descent algorithm. Observe that the gradient of the cost function in (3) is given by  $L_W x - A^\top W b$ . Set an initial condition  $x^{(0)} = 0$  and fix  $\tau > 0$  and consider

$$x^{(t+1)} = (I - \tau L_W) x^{(t)} + \tau A^\top W b. \quad (5)$$

The gradient descent algorithm (5) converges to the WLS solution, provided  $\tau < 2\|L_W\|_2^{-1}$ ; more details can be found in [24].

### III. CENTRALIZED ALGORITHM

In this section, we tackle the likelihood maximization problem (1) in its full generality. Since there is no closed form solution to it, we shall design an iterative algorithm for its solution. Preliminarily to designing our algorithm, we convert the Maximum Likelihood problem into a minimization problem by the following result, whose proof is postponed to Appendix A.

**Theorem 3:** The following optimization problems have the same solutions

$$\max_{\alpha, \beta} \max_x L(x, \alpha, \beta) \quad (6)$$

$$- \min_{\alpha, \beta} \min_x \min_{\pi \in [0, 1]^\mathcal{E}} V(x, \pi, \alpha, \beta) \quad (7)$$

where

$$V(x, \pi, \alpha, \beta) = \frac{1}{2} \sum_{e \in \mathcal{E}} (b - Ax)_e^2 \left( \frac{1 - \pi_e}{\alpha^2} + \frac{\pi_e}{\beta^2} \right) + \sum_{e \in \mathcal{E}} \left[ -\pi_e \log \frac{p}{\beta} - (1 - \pi_e) \log \frac{1 - p}{\alpha} - H(\pi_e) \right], \quad (8)$$

$H : [0, 1] \rightarrow \mathbb{R}$  is the natural entropy function

$$H(\xi) = -\xi \log \xi - (1 - \xi) \log(1 - \xi).$$

Note that, with respect to the original problem (6), problem (7) explicitly introduces the variable  $\pi \in [0, 1]^\mathcal{E}$  which represents the estimated probabilities that the edges have large variances. Actually, instead of solving problem (7), we will solve a suitably modified problem, which we are going to define next. This modification marks a key difference with classical EM approaches. Namely, we shall solve

$$\min_{\alpha, \beta} \min_x \min_{\pi \in \Sigma_{N-1}} \tilde{V}(x, \pi, \alpha, \beta, \epsilon), \quad (9)$$

where  $\tilde{V} : \mathbb{R}^V \times [0, 1]^\mathcal{E} \times \mathbb{R}_{>0} \times \mathbb{R}_{>0} \times \mathbb{R}_{\geq 0} \rightarrow \mathbb{R}$  is defined as

$$\tilde{V}(x, \pi, \alpha, \beta, \epsilon) = \frac{1}{2} \sum_{e \in \mathcal{E}} \left( (b - Ax)_e^2 + \frac{\epsilon}{|\mathcal{E}|} \right) \left( \frac{1 - \pi_e}{\alpha^2} + \frac{\pi_e}{\beta^2} \right) + \sum_{e \in \mathcal{E}} \left[ -\pi_e \log \frac{p}{\beta} - (1 - \pi_e) \log \frac{1 - p}{\alpha} - H(\pi_e) \right] \quad (10)$$

and  $\Sigma_k = \{\pi \in [0, 1]^\mathcal{E} : |\text{supp}(\pi)| \leq |\mathcal{E}| - k\}$ . Compared to (7), the optimization problem (9) introduces

- the positive variable  $\epsilon$ , which has the goal to avoid possible singularities when one of the Gaussian components of the mixture collapses to one point;
- the constraint set  $\Sigma_{N-1}$ , which forces the algorithm to take into account at least  $N - 1$  measurements as reliable.

As will become clear in the proofs, these additional variables are instrumental to guarantee the convergence of the

algorithm.

The following lemma summarizes the main properties of  $\tilde{V}$  in minimization problems that only involve one variable at the time.

*Proposition 4 (Partial minimizations):*

$$\hat{x} = \hat{x}(\pi, \alpha, \beta, \epsilon) = \underset{x \in \mathbb{R}^V}{\operatorname{argmin}} \tilde{V}(x, \pi, \alpha, \beta, \epsilon)$$

$$\hat{\pi} = \hat{\pi}(x, \alpha, \beta, \epsilon) = \underset{\pi \in \Sigma_{N-1}}{\operatorname{argmin}} \tilde{V}(x, \pi, \alpha, \beta, \epsilon)$$

$$\hat{\alpha} = \hat{\alpha}(x, \pi, \beta, \epsilon) = \underset{\alpha > 0}{\operatorname{argmin}} \tilde{V}(x, \pi, \alpha, \beta, \epsilon)$$

$$\hat{\beta} = \hat{\beta}(x, \pi, \alpha, \epsilon) = \underset{\beta > 0}{\operatorname{argmin}} \tilde{V}(x, \pi, \alpha, \beta, \epsilon)$$

and denote

$$W = \operatorname{diag} \left( \frac{1 - \pi}{\alpha^2} + \frac{\pi}{\beta^2} \right)$$

$$L_W = A^\top W A$$

$$\xi_e = f(z_e = 1 | x, \alpha, \beta)$$

Then, it holds true that

$$\hat{x} = L_W^\dagger A^\top W b$$

$$\hat{\pi} = \mathcal{P}_{N-1}(\xi)$$

$$\hat{\alpha} = \sqrt{\frac{\sum_e (1 - \pi_e) |b_e - (Ax)_e|^2 + \epsilon}{\|\mathbf{1} - \pi\|_1}}$$

$$\hat{\beta} = \sqrt{\frac{\sum_e \pi_e |b_e - (Ax)_e|^2 + \epsilon}{\|\pi\|_1}}$$

where  $\mathcal{P}_{N-1} : [0, 1]^\mathcal{E} \rightarrow \Sigma_{N-1}$  is the projection that zeroes the  $N - 1$  smallest components of the given vector.

*Proof:* The statements can be directly verified by differentiating  $\tilde{V}$ . ■

Using the insights obtained by Proposition 4, we propose an alternating method for the minimization of (9). The resulting method is a combination of Iterative Reweighted Least Squares (IRLS) and Expectation Maximization. The algorithm, which is detailed in Algorithm 1, is based on the following four fundamental steps, which are iteratively repeated until convergence.

**WLS solution:** Given the relative measurements  $b$  and current parameters  $\pi_e, \alpha, \beta$ , a new estimation of the variable  $x$  is obtained by solving the WLS problem with weights

$$w_e = (1 - \pi_e)\alpha^{-2} + \pi_e\beta^{-2}, \quad \forall e \in \mathcal{E}.$$

**Expectation:** The posterior distribution of the edges  $\xi$  is evaluated, based on the current  $x, \alpha, \beta$ .

**Projection:** The  $N - 1$  smallest components of the posterior probabilities  $\xi$  are zeroed to ensure that at least  $N - 1$  measurements are trusted and used in the weighted least squares problem. The vector  $\pi = \mathcal{P}_{N-1}(\xi)$  is the best  $(|\mathcal{E}| - N + 1)$ -approximation of the posterior probabilities  $\xi$ .

**Maximization:** Given the projected posterior probabilities

$\pi$ , we use them to re-estimate the mixture parameters  $\alpha$  and  $\beta$ .

The procedure is iterated until a suitable stopping criterion is satisfied, e.g. a maximum number of iteration  $T_{\max}$  can be fixed ( $\text{SC} = \{t \leq T_{\max}\}$ ) or the algorithm can be run until the estimate stops changing ( $\text{SC} = \{\|x^{(t+1)} - x^{(t)}\| / \|x^{(t)}\| < \text{tol}\}$  for some  $\text{tol} > 0$ ).

---

#### Algorithm 1 LS-EM

---

**Require:** Data:  $(b, A)$ . Parameters:  $c_1, c_2 > 0, p \in (0, \frac{1}{2})$ .

1: Initialization:  $t \leftarrow 0, \alpha^{(t)} \leftarrow \alpha_0, \beta^{(t)} \leftarrow \beta_0, \pi^{(t)} \leftarrow 0, \epsilon^{(t)} \leftarrow 1$

2: **while**  $\text{SC} = 0$  **do**

3:   Computation of weights:  $\forall e \in \mathcal{E}$

$$w_e^{(t+1)} \leftarrow \frac{1 - \pi_e^{(t)}}{(\alpha^{(t)})^2} + \frac{\pi_e^{(t)}}{(\beta^{(t)})^2}$$

4:   WLS solution:  $W^{(t+1)} \leftarrow \operatorname{diag}(w^{(t+1)})$

$$x^{(t+1)} \leftarrow L_{W^{(t+1)}}^\dagger A^\top W^{(t+1)} b,$$

5:   Posterior distribution evaluation:  $\forall e \in \mathcal{E}$

$$\xi_e^{(t+1)} \leftarrow f(z_e = 1 | x^{(t+1)}, \alpha^{(t)}, \beta^{(t)})$$

6:   Best  $(|\mathcal{E}| - N + 1)$ -approximation:

$$\pi^{(t+1)} \leftarrow \mathcal{P}_{N-1}(\xi^{(t+1)})$$

7:   Regularization parameter:

$$\kappa^{(t+1)} \leftarrow \dim(\ker(L_{W^{(t+1)}}))$$

$$\theta^{(t+1)} \leftarrow \frac{1}{\log(t+1)} + c_1 \|x^{(t+1)} - x^{(t)}\| + c_2 (\kappa^{(t+1)} - 1)$$

$$\epsilon^{(t+1)} \leftarrow \min(\epsilon^{(t)}, \theta^{(t+1)})$$

8:   Parameters estimation:

$$\alpha^{(t+1)} \leftarrow \sqrt{\frac{\epsilon^{(t)} + \sum_e (1 - \pi_e^{(t+1)}) |b_e - (Ax^{(t+1)})_e|^2}{\|\mathbf{1} - \pi^{(t+1)}\|_1}}$$

$$\beta^{(t+1)} \leftarrow \sqrt{\frac{\epsilon^{(t)} + \sum_e \pi_e^{(t+1)} |b_e - (Ax^{(t+1)})_e|^2}{\|\pi^{(t+1)}\|_1}}$$

9:    $t \leftarrow t + 1$

10: **end while**

---

Although Algorithm 1 is a modified version of classical EM, this fact is not sufficient to guarantee the convergence of the proposed method. In fact, as observed in [22], a generic EM algorithm is not guaranteed to converge to a limit point but only to produce a sequence of points along which the log-likelihood function does not decrease. Hence, an explicit convergence proof is required in all specific cases.

Algorithm 1 also includes a regularization sequence  $\epsilon^{(t)}$ , which appears in the “Maximization” step and is designed to be monotonic and to go to zero upon convergence of the algorithm. The presence of such regularization is actually instrumental to prove the convergence to a local maximum of the log-likelihood function. In order to state it, denote  $\zeta^{(t)} = (x^{(t)}, \pi^{(t)}, \alpha^{(t)}, \beta^{(t)}, \epsilon^{(t)})$ ; then Algorithm 1 can be seen as a map from  $\mathbb{R}^V \times [0, 1]^E \times \mathbb{R}_{>0} \times \mathbb{R}_{>0} \times \mathbb{R}_{\geq 0}$  to itself that produces the sequence of iterates  $(\zeta^{(t)})$ .

**Theorem 5 (LS-EM convergence):** For any  $b \in \mathbb{R}^E$ , the whole sequence  $\zeta^{(t)}$  converges to  $\zeta^\infty = (x^\infty, \pi^\infty, \alpha^\infty, \beta^\infty, \epsilon^\infty)$  such that

$$x^\infty = L_{W^\infty}^\dagger A^\top W^\infty b, \quad W^\infty = \text{diag}(w^\infty) \quad (11a)$$

$$w_e^\infty = \frac{1 - \pi_e^\infty}{|\alpha^\infty|^2} + \frac{\pi_e^\infty}{|\beta^\infty|^2} \quad (11b)$$

$$\pi_e^\infty = \mathcal{P}_{N-1}(f(z_e = 1|x^\infty, \alpha^\infty, \beta^\infty)) \quad (11c)$$

$$\alpha^\infty = \sqrt{\frac{\sum_e (1 - \pi_e^\infty) |b_e - (Ax^\infty)_e|^2 + \epsilon^\infty}{\|\mathbf{1} - \pi^\infty\|_1}} \quad (11d)$$

$$\beta^\infty = \sqrt{\frac{\sum_e \pi_e^\infty |b_e - (Ax^\infty)_e|^2 + \epsilon^\infty}{\|\pi^\infty\|_1}}. \quad (11e)$$

The converge point  $\zeta^\infty$  is a fixed point of the algorithm and a local minimum of  $\tilde{V}(\cdot, \cdot, \cdot, \cdot, \epsilon^\infty)$ . If  $\epsilon^\infty = 0$ , then  $\zeta^\infty$  locally maximizes the log-likelihood.

The proof of Theorem 5 is based on observing that function  $\tilde{V}$  in (9) is a Lyapunov function that is not increasing along the sequence of iterates. Details are postponed to Appendix B.

#### IV. DISTRIBUTED ALGORITHM

In this section, we design and study a distributed algorithm to solve problem (1), starting from the centralized one proposed in the previous section. Preliminary, let us examine steps 3–8 in Algorithm 1 in order to identify whether they are amenable to a distributed computation. Steps 3 and 5 only require information depending on the edge  $e$  and are thus inherently decentralized. Furthermore, we already know that least squares problem in Step 4 can be computed by a distributed procedure. Instead, steps 6–8 involve global information and can not easily be distributed.

Based on this discussion, we propose the following simple but effective variation of LS-EM algorithm, detailed in Algorithm 2. The new algorithm is based on two design choices. The first one is inspired by the distributed gradient dynamics (5): instead of fully solving a WLS problem at each iteration, we only perform *one step* of the corresponding gradient iteration. In the second one, we assume  $\alpha$  and  $\beta$  to be known, thus removing the need for their estimation. A further advantage is that keeping  $\alpha$  and  $\beta$  fixed during the evolution of the algorithm avoids certain difficulties in the convergence analysis in Appendix B and namely removes the need for regularization and projection steps. Even though the knowledge of  $\alpha$  and  $\beta$  can be a restrictive assumption, we have observed that the algorithm is fairly robust to uncertainties in these values: this quality is further discussed in Remark 1 below.

#### Algorithm 2 Distributed LS-EM

**Require:** Data:  $(b, A)$ . Parameters:  $p \in (0, \frac{1}{2})$ ,  $\tau > 0$ ,  $0 < \alpha \ll \beta$ .

1: Initialization:  $t \leftarrow 0$ ,  $\pi^{(t)} \leftarrow 0$ ,  $x^{(t)} \leftarrow 0$

2: **while** SC = 0 **do**

3: Computation of weights:  $\forall e \in \mathcal{E}$

$$w_e^{(t+1)} \leftarrow \frac{1 - \pi_e^{(t)}}{\alpha^2} + \frac{\pi_e^{(t)}}{\beta^2}$$

4: Gradient step:

$$x^{(t+1)} \leftarrow (I - \tau L_W) x^{(t)} + \tau A^\top W b, \quad W \leftarrow \text{diag}(w^{(t+1)})$$

5: Posterior distribution evaluation:  $\forall e \in \mathcal{E}$

$$\pi_e^{(t+1)} \leftarrow f(z_e = 1|x^{(t+1)}, \alpha, \beta)$$

6:  $t \leftarrow t + 1$

7: **end while**

The convergence of Algorithm 2 can be proved similarly to Theorem 5, under the condition that the parameter  $\tau$  belongs to a certain range: details are postponed to Appendix C.

**Theorem 6 (Distributed LS-EM convergence):** If  $\tau < \alpha/\|A\|^2$ , then for any  $b \in \mathbb{R}^E$  the sequence  $(x^{(t)}, \pi^{(t)})$  generated by Algorithm 2 converges to  $(x^\infty, \pi^\infty)$  such that

$$x^\infty = L_{W^\infty}^\dagger A^\top W^\infty b, \quad W^\infty = \text{diag}(w^\infty) \quad (12a)$$

$$w_e^\infty = \frac{1 - \pi_e^\infty}{\alpha^2} + \frac{\pi_e^\infty}{\beta^2} \quad (12b)$$

$$\pi_e^\infty = f(z_e = 1|x^\infty, \alpha, \beta). \quad (12c)$$

The limit point  $(x^\infty, \pi^\infty)$  is a fixed point of the algorithm and a local minimum of  $V$ .

#### V. NUMERICAL RESULTS

In this section, we provide simulations illustrating the performance of the proposed algorithms: we are mainly interested in comparing them in terms of convergence time and final estimation error. At the same time, we would like to examine how their performance depends on the parameters of the problem, such as the parameters of the Gaussian mixture  $(\alpha, \beta, p)$  and the topology of the measurement graph  $\mathcal{G}$ . As a measure of performance, we consider the normalized quadratic error (NQE), defined as

$$\frac{\|\hat{x} - \tilde{x}\|_2^2}{\|\tilde{x}\|_2^2} * 100 \text{ [\%]}. \quad (13)$$

where  $\|\cdot\|_2$  denotes the 2-norm of a vector.

Let us begin by describing our baseline simulation setup in details. First, we generate synthetic data to define the estimation problem. The number of nodes is set to  $N = 50$ . The  $N$  components of the state vector are generated randomly according to a uniform distribution in the interval  $(0, 1)$ : then, the mean is subtracted yielding a state vector with mean 0. The topology is generated as Erdős-Rényi random graphs with edge probability  $p_{\text{edge}}$  ranging from 0.1

up to 1 (i.e., an edge is created between two arbitrary nodes with probability  $p_{\text{edge}}$ ): a sample realization is in Fig. 2. In the extreme case of  $p_{\text{edge}} = 1$ , the graph generated is the complete graph where all nodes are connected to all others. We fix  $\alpha = 0.05$  and  $\beta/\alpha$  in the range from 2 to 10. Also the probability of getting a bad measurement  $p$  is taken between 0 and 1/2. The noise vector is then sampled from a normal distribution using a combination of the above parameters.

Next, we simulate the iterative algorithms. We initialize the state vector to be all zeros and also the vector  $\pi$  to be all zeros, meaning that all measurements are initially presumed to be good. For the LS-EM, an initial value for  $\alpha$  and  $\beta$  is specified:  $\alpha$  is randomly chosen from the set  $\{0.1, 0.2, 0.3, 0.4, 0.5\}$  and  $\beta = 2\alpha$  in order to meet the constraint  $\beta > \alpha$ . They are then held fixed for the different trials. For the Distributed LS-EM, the fixed values for  $\alpha$  and  $\beta$  are taken to be the true values. The stopping criterion SC is chosen according to a tolerance  $\text{tol} = 10^{-4}$ , which has been verified to be small enough to represent numerical convergence. Then, we simulate different trials whereby for each trial the vector  $\tilde{z}$  is regenerated.

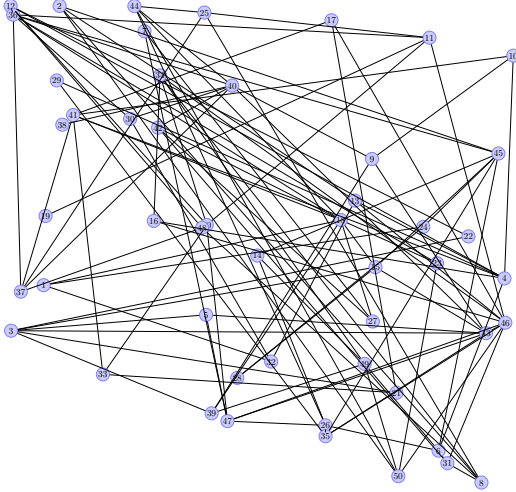


Fig. 2. An example of a generated random graph with the following details:  $N = 50$ ,  $p_{\text{edge}} = 0.1$ ,  $M = 110$  with  $M$  the number of edges of the realization.

In order to illustrate the evolution of the algorithms, we plot the NQE against the iteration count for Algorithm 1 in Fig. 3 and Algorithm 2 in Fig. 4. We have chosen four trials out of a set of 250: note that the same trials (that is, the same random graphs and measurements) are chosen for both algorithms. We can observe from the plots that Algorithm 1 converges faster than Algorithm 2, but the two algorithms achieve similar final errors in a majority of trials.

The comparison between Algorithms 1 and Algorithm 2 is further explored in Fig. 5, where the distributions of the final NQEs for all the 250 trials mentioned above are summarized via the `boxplot` command in MATLAB with the default settings, showing the 25th (lower edge), 50th or median (central mark) and 75th (upper edge) percentiles. In order to make the comparison more complete and provide

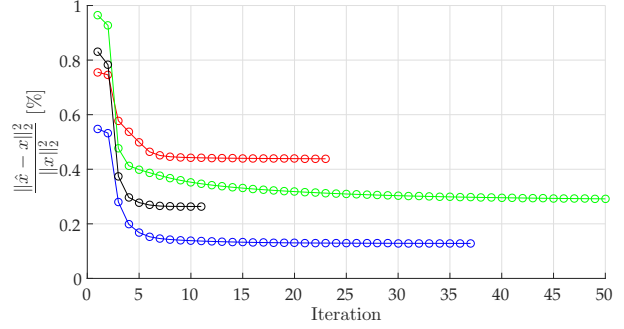


Fig. 3. NQE plotted against iteration count for 4 randomly chosen trials obtained using LS-EM Algorithm (each color represents the result of a trial); the parameter set is  $N = 50$ ,  $p_{\text{edge}} = 0.3$ ,  $p = 0.1$ ,  $\alpha = 0.05$ ,  $\beta/\alpha = 5$ . Note that the color of each chosen trial matches its counterpart in Fig. 4

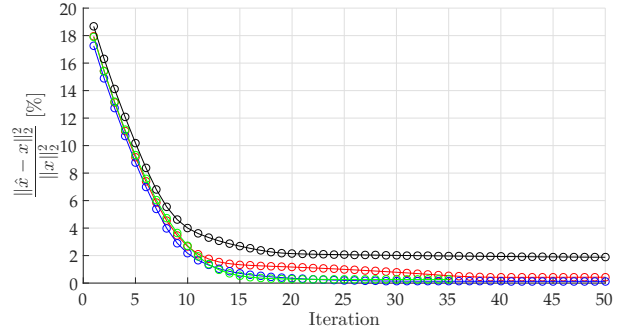


Fig. 4. NQE plotted against iteration count for 4 randomly chosen trials obtained using Distributed LS-EM Algorithm (each color represents the result of a trial); the parameter set is  $N = 50$ ,  $p_{\text{edge}} = 0.3$ ,  $p = 0.1$ ,  $\alpha = 0.05$ ,  $\beta/\alpha = 5$ . Note that the color of each chosen trial matches its counterpart in Fig. 3

benchmarks, we also include the weighted least squares as per (4) (that uses the exact values for the parameters  $\alpha$ ,  $\beta$  and  $p$ ) and the “naive” unweighted least squares estimator  $\hat{x}^{\text{ls}}$ , in which we assume all measurements to be good. We can observe that all our approaches have a median that is clearly lower than the median of the LS approach. Actually, the bulks of the error distributions are very similar to the WLS benchmark, except for few trials of the Distributed LS-EM that perform more poorly. A careful inspection of these few trials shows that these large errors are due to incorrect classification of the type of a small number of edges. This phenomenon is not observed in LS-EM, possibly thanks to a better diffusion of the information by the centralized algorithm.

We also performed a parameter study in order to quantify the behavior of the mean NQE with respect to  $p_{\text{edge}}$ ,  $p$  and  $\beta$ . In Fig. 6, we can observe that the mean NQE decreases with increasing  $p_{\text{edge}}$ : as the graph becomes more connected, there are more measurements available to estimate the state variables. From the same figure, we can also observe that starting from  $p_{\text{edge}} = 0.4$ , the performance of the Distributed LS-EM is similar to that of LS-EM. In Fig. 7, the mean NQE increases with increasing  $p$ : this is due to the presence of more bad measurements. A similar reasoning explains the increase of NQE for increasing ratios  $\beta/\alpha$  in Fig. 8. These

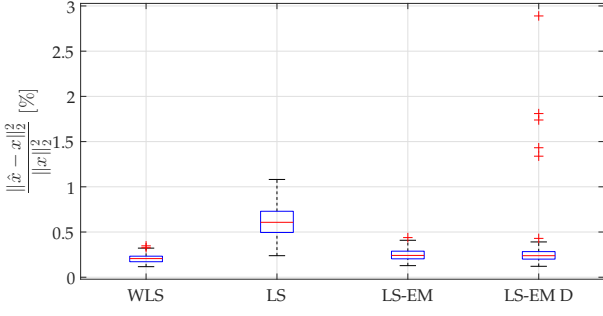


Fig. 5. Boxplot showing NQE for the different approaches; the parameter set is  $N = 50, p_{\text{edge}} = 0.3, p = 0.1, \alpha = 0.05, \beta/\alpha = 5$ . + are the NQE considered as outliers by the `boxplot` command;

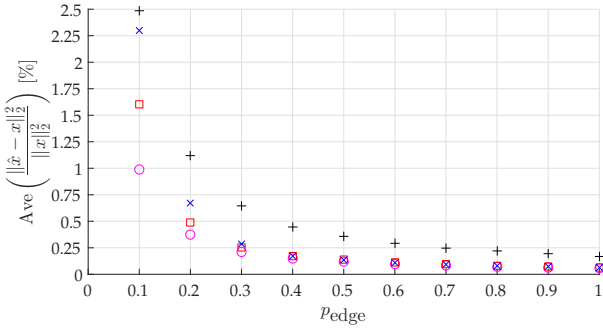


Fig. 6. Mean NQE with respect to  $p_{\text{edge}}$ ; the parameter set is  $N = 50, p = 0.1, \alpha = 0.05, \beta/\alpha = 5$  and the number of trials is 1000.  $\circ$  = WLS,  $+$  = LS,  $\square$  = LS-EM,  $\times$  = Distributed LS-EM.

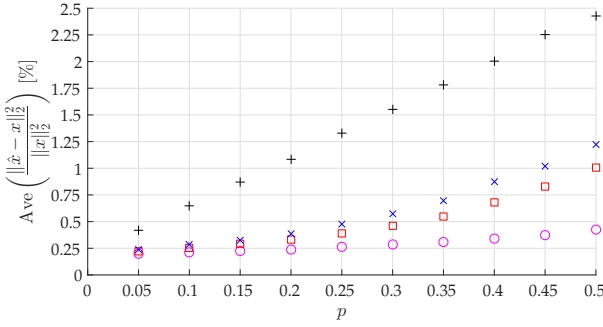


Fig. 7. Mean NQE with respect to  $p$ ; the parameter set is  $N = 50, p_{\text{edge}} = 0.3, \alpha = 0.05, \beta/\alpha = 5$  and the number of trials is 1000.  $\circ$  = WLS,  $+$  = LS,  $\square$  = LS-EM,  $\times$  = Distributed LS-EM.

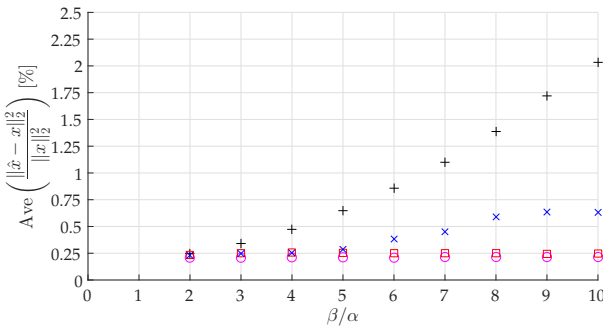


Fig. 8. Mean NQE with respect to  $\beta$ ; the parameter set is  $N = 50, p_{\text{edge}} = 0.3, p = 0.1, \alpha = 0.05$  and the number of trials is 1000.  $\circ$  = WLS,  $+$  = LS,  $\square$  = LS-EM,  $\times$  = Distributed LS-EM.

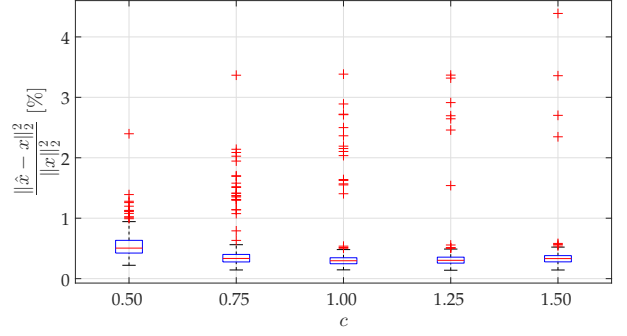


Fig. 9. Boxplot of NQE for different initialization of  $\alpha$  and  $\beta$  obtained using Distributed LS-EM; we consider  $\beta/\alpha$  to be known and the actual  $\alpha$  and  $\beta$  values are set as  $c$  times their real values, with  $c \in \{0.50, 0.75, 1.00, 1.25, 1.50\}$ . The parameter set is  $N = 50, p_{\text{edge}} = 0.3, p = 0.1, \alpha = 0.05, \beta/\alpha = 5$ .

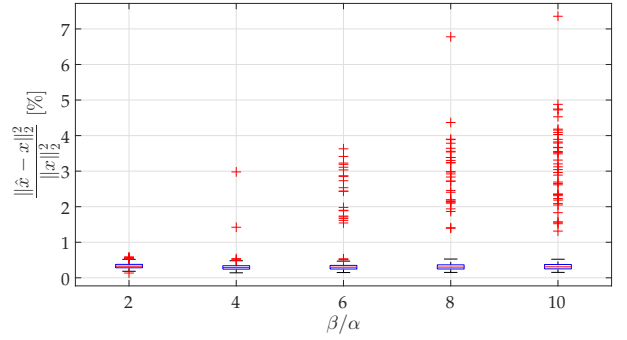


Fig. 10. Boxplot of NQE for different initialization of  $\beta$  obtained using Distributed LS-EM; we consider  $\alpha$  to be known and let the actual ratio  $\beta/\alpha$  to be  $\{2, 4, 6, 8, 10\}$ . The parameter set is  $N = 50, p_{\text{edge}} = 0.3, p = 0.1, \alpha = 0.05, \beta/\alpha = 5$ .

dependencies on the parameters are consistent with intuition. From these three figures, it is clear that the Distributed LS-EM has larger average error than the centralised LS-EM (which has in turn a larger error than the WLS estimate). However, we should recall that the mean error of the Distributed LS-EM is driven up by the aforementioned sporadic errors: a comparison of median values would show a smaller gap from the centralized approach.

*Remark 1 (Parameter uncertainty in Distributed LS-EM):* Crucially, in Algorithm 2 the values for  $\alpha$  and  $\beta$  are assumed to be known a priori. In practice one would usually not be able to have this information: hence we want to explore the sensitivity of the algorithm to incorrect choices of  $\alpha$  and  $\beta$ .

In Fig. 9, we assume not to know the actual values of  $\alpha$  and  $\beta$ , but only their ratio  $\beta/\alpha$ : we can observe that choosing  $\alpha$  and  $\beta$  to be smaller than their actual value yields a higher median, while larger values than the real one yield similar results. In Fig. 10, we assume to know  $\alpha$  but not  $\beta$ : we can observe that an incorrect and too large value of  $\beta$  increases the presence of large errors, even though the bulk of the error distribution remains similar. Overall, we conclude that the algorithm is fairly robust to moderate uncertainties in the knowledge of the parameters.

## VI. CONCLUDING REMARKS

In this paper, we have studied the problem of estimation from relative measurements with heterogeneous quality. We have introduced a novel formulation for the problem and we have proposed two novel algorithms based on the method of Expectation-Maximization. One of the algorithms has the important feature of being fully distributed and thus amenable to applications where communication is limited or expensive. The other algorithm also distinguishes itself from standard EM approaches, due to the presence of regularization variables and of a projection step, which help use coping with the graph-dependent nature of the problem. Besides designing the algorithms, we have proved their convergence to a local maximum of the log-likelihood function (or to an approximation when regularization is employed). We have also presented a number of simulations that support the good performance of the algorithms and their robustness against uncertainties in the choice of the parameters. Despite a generally good performance, the algorithms (an particularly the distributed one) may perform poorly on some instances: this could be explained by the local nature of the optimality results. Several interesting problems remain open: we mention three of them here. First, one could further investigate the role of the topology of the measurement graphs in determining the performance of the algorithms: namely, some topologies could be more effective for the same number of measurements taken. Second, one could look for distributed algorithms that need not to assume the knowledge of the mixture parameters  $\alpha$  and  $\beta$ . Third, one could explore algorithms that perform a “hard” classification of the measurements, as opposed to the “soft” classification that is done in this paper, where the measurements are assigned a probability of being of type  $\alpha$  or  $\beta$ : some preliminary results and designs with hard classification are available in [25].

## REFERENCES

- [1] P. Barooah and J. P. Hespanha, “Estimation from relative measurements: Electrical analogy and large graphs,” *IEEE Transactions on Signal Processing*, vol. 56, no. 6, pp. 2181–2193, 2008.
- [2] —, “Estimation from relative measurements: Algorithms and scaling laws,” *IEEE Control Systems Magazine*, vol. 27, no. 4, pp. 57–74, 2007.
- [3] X. Jiang, L.-H. Lim, Y. Yao, and Y. Ye, “Statistical ranking and combinatorial Hodge theory,” *Mathematical Programming*, vol. 127, no. 1, pp. 203–244, 2011.
- [4] B. Osting, C. Brune, and S. J. Osher, “Optimal data collection for improved rankings expose well-connected graphs,” *Journal of Machine Learning Research*, vol. 15, pp. 2981–3012, 2014.
- [5] A. P. Dempster, N. M. Laird, and D. B. Rubin, “Maximum likelihood from incomplete data via the EM algorithm,” *Journal of the Royal Statistical Society. Series B*, vol. 39, no. 1, pp. 1–38, 1977.
- [6] T. K. Moon, “The expectation-maximization algorithm,” *IEEE Signal Processing Magazine*, vol. 13, no. 6, pp. 47–60, 1996.
- [7] A. Giridhar and P. R. Kumar, “Distributed clock synchronization over wireless networks: Algorithms and analysis,” in *IEEE Conference on Decision and Control*, San Diego, CA, USA, Dec. 2006, pp. 4915–4920.
- [8] S. Bolognani, S. Del Favero, L. Schenato, and D. Varagnolo, “Consensus-based distributed sensor calibration and least-square parameter identification in WSNs,” *International Journal of Robust and Nonlinear Control*, vol. 20, no. 2, pp. 176–193, 2010.
- [9] W. S. Rossi, P. Frasca, and F. Fagnani, “Distributed estimation from relative and absolute measurements,” *IEEE Transactions on Automatic Control*, vol. PP, no. 99, pp. 1–1, 2017. [Online]. Available: <http://dx.doi.org/10.1109/TAC.2017.2661400>
- [10] A. Carron, M. Todescato, R. Carli, and L. Schenato, “An asynchronous consensus-based algorithm for estimation from noisy relative measurements,” *IEEE Transactions on Control of Network Systems*, vol. 1, no. 3, pp. 283–295, 2014.
- [11] N. M. Freris and A. Zouzias, “Fast distributed smoothing of relative measurements,” in *IEEE Conference on Decision and Control*, Maui, HI, USA, Dec. 2012, pp. 1411–1416.
- [12] C. Ravazzi, P. Frasca, R. Tempo, and H. Ishii, “Ergodic randomized algorithms and dynamics over networks,” *IEEE Transactions on Control of Network Systems*, vol. 2, no. 1, pp. 78–87, 2015.
- [13] P. Frasca, H. Ishii, C. Ravazzi, and R. Tempo, “Distributed randomized algorithms for opinion formation, centrality computation and power systems estimation,” *European Journal of Control*, vol. 24, pp. 2–13, Jul. 2015.
- [14] L. Carlone, A. Censi, and F. Dellaert, “Selecting good measurements via  $\ell_1$  relaxation: A convex approach for robust estimation over graphs,” in *IEEE/RSJ Int. Conf. on Intelligent Robots & Systems*, Sep. 2014, pp. 2667–2674.
- [15] A. Chiuso, F. Fagnani, L. Schenato, and S. Zampieri, “Gossip algorithms for simultaneous distributed estimation and classification in sensor networks,” *IEEE Journal of Selected Topics in Signal Processing*, vol. 5, no. 4, pp. 691–706, 2011.
- [16] F. Fagnani, S. M. Fossion, and C. Ravazzi, “A distributed classification/estimation algorithm for sensor networks,” *SIAM Journal on Control and Optimization*, vol. 52, no. 1, pp. 189–218, 2014.
- [17] R. D. Nowak, “Distributed EM algorithms for density estimation and clustering in sensor networks,” *IEEE Transactions on Signal Processing*, vol. 51, no. 8, pp. 2245–2253, 2003.
- [18] M. Rabbat and R. Nowak, “Distributed optimization in sensor networks,” in *Third International Symposium on Information Processing in Sensor Networks, 2004. IPSN 2004*, April 2004, pp. 20–27.
- [19] D. Gu, “Distributed EM algorithm for Gaussian mixtures in sensor networks,” *IEEE Transactions on Neural Networks*, vol. 19, no. 7, pp. 1154–1166, 2008.
- [20] D. Wang, L. Kaplan, and T. F. Abdelzaher, “Maximum likelihood analysis of conflicting observations in social sensing,” *ACM Transactions on Sensor Networks*, vol. 10, no. 2, p. 30, 2014.
- [21] D. Wang, T. F. Abdelzaher, and L. Kaplan, *Social Sensing: Building Reliable Systems on Unreliable Data*. Morgan Kaufmann, 2015.
- [22] C. M. Bishop, *Pattern Recognition and Machine Learning*. Springer, 2006.
- [23] M. R. Gupta and Y. Chen, “Theory and use of the EM algorithm,” *Foundations and Trends® in Signal Processing*, vol. 4, no. 3, pp. 223–296, 2011.
- [24] W. S. Rossi, P. Frasca, and F. Fagnani, “Transient and limit performance of distributed relative localization,” in *IEEE Conference on Decision and Control*, Maui, HI, USA, Dec. 2012, pp. 2744–2748.
- [25] N. P. Chan, “On analysis and design of algorithms for robust estimation from relative measurements,” Master’s thesis, University of Twente, Enschede, the Netherlands, Mar. 2016. [Online]. Available: <http://essay.utwente.nl/69425/>

## APPENDIX

### A. Properties of the likelihood

Theorem 3 converts the ML problem into a minimization problem. Before proving it, we recall expression (2) and introduce some useful notation:

$$\begin{aligned}
 f_{b_e|x,\alpha,\beta}(b_e|x,\alpha,\beta) &= \frac{1-p}{\sqrt{2\pi\alpha^2}} \exp\left(-\frac{(b-Ax)_e^2}{2\alpha^2}\right) \\
 &+ \frac{p}{\sqrt{2\pi\beta^2}} \exp\left(-\frac{(b-Ax)_e^2}{2\beta^2}\right)
 \end{aligned} \tag{14}$$



$$f_{b_e, z_e | x, \alpha, \beta}(b_e, z_e | x, \alpha, \beta) = \left[ (1 - z_e) \frac{1-p}{\sqrt{2\pi\alpha^2}} \exp\left(-\frac{(b-Ax)_e^2}{2\alpha^2}\right) + z_e \frac{p}{\sqrt{2\pi\beta^2}} \exp\left(-\frac{(b-Ax)_e^2}{2\beta^2}\right) \right] \quad (15)$$

$$f_{b_e | z_e, x, \alpha, \beta}(b_e | z_e, x, \alpha, \beta) = \left[ \frac{1-z_e}{\sqrt{2\pi\alpha^2}} \exp\left(-\frac{(b-Ax)_e^2}{2\alpha^2}\right) + \frac{z_e}{\sqrt{2\pi\beta^2}} \exp\left(-\frac{(b-Ax)_e^2}{2\beta^2}\right) \right] \quad (16)$$

$$f_{z_e | b_e, x, \alpha, \beta}(z_e | b_e, x, \alpha, \beta) = \frac{f_{b_e, z_e | x, \alpha, \beta}(b_e, z_e | x, \alpha, \beta)}{f_{b_e | x, \alpha, \beta}(b_e | x, \alpha, \beta)}$$

*Proof of Theorem 3:* From (14) we have

$$\begin{aligned} L(x, \alpha, \beta) &= \log f_{b|x, \alpha, \beta}(b|x, \alpha, \beta) \\ &= \log \prod_{e \in \mathcal{E}} f_{b_e | x, \alpha, \beta}(b_e | x, \alpha, \beta) \\ &= \sum_{e \in \mathcal{E}} \log f_{b_e | x, \alpha, \beta}(b_e | x, \alpha, \beta) \\ &= \sum_{e \in \mathcal{E}} \log \left( \sum_{z_e \in \{0,1\}} f_{b_e, z_e | x, \alpha, \beta}(b_e, z_e | x, \alpha, \beta) \right) \\ &= \sum_{e \in \mathcal{E}} \log \sum_{z_e \in \{0,1\}} \frac{f_{b_e, z_e | x, \alpha, \beta}(b_e, z_e | x, \alpha, \beta)}{q(z_e)} q(z_e) \end{aligned}$$

for any  $q : \{0,1\} \rightarrow (0,1)$  such that  $q(0) + q(1) = 1$ . From Jensen's inequality we get

$$L(x, \alpha, \beta) \geq \sum_{e \in \mathcal{E}} \sum_{z_e \in \{0,1\}} q(z_e) \log \frac{f_{b_e, z_e | x, \alpha, \beta}(b_e, z_e | x, \alpha, \beta)}{q(z_e)}$$

Let  $\pi_e = q(z_e = 1) = 1 - q(z_e = 0)$ . Therefore, we have

$$\begin{aligned} L(x, \alpha, \beta) &\geq \sum_{e \in \mathcal{E}} q(z_e = 1) \log \frac{f_{b_e, z_e=1 | x, \alpha, \beta}(b_e, z_e = 1 | x, \alpha, \beta)}{q(z_e = 1)} \\ &\quad + q(z_e = 0) \log \frac{f_{b_e, z_e=0 | x, \alpha, \beta}(b_e, z_e = 0 | x, \alpha, \beta)}{q(z_e = 0)} \\ &= \sum_{e \in \mathcal{E}} \pi_e \log \frac{\frac{p}{\sqrt{2\pi\beta^2}} \exp\left(-\frac{(b-Ax)_e^2}{2\beta^2}\right)}{\pi_e} \\ &\quad + (1 - \pi_e) \log \frac{\frac{1-p}{\sqrt{2\pi\alpha^2}} \exp\left(-\frac{(b-Ax)_e^2}{2\alpha^2}\right)}{1 - \pi_e} \\ &= - \sum_{e \in \mathcal{E}} \left[ (b-Ax)_e^2 \left( \frac{\pi_e}{2\beta^2} + \frac{1-\pi_e}{2\alpha^2} \right) - H(\pi_e) \right] \\ &\quad + \sum_{e \in \mathcal{E}} \left[ \pi_e \log \frac{p}{\beta} + (1 - \pi_e) \log \frac{1-p}{\alpha} \right] - \frac{|\mathcal{E}|}{2} \log(2\pi) \end{aligned}$$

This inequality is true for all  $\pi_e \in [0,1]$  and  $e \in \mathcal{E}$  (the function on the right-hand-side can be extended by continuity

in  $\pi_e \in \{0,1\}$ ). Therefore

$$\begin{aligned} L(x, \alpha, \beta) &\geq \max_{\pi \in [0,1]^\mathcal{E}} - \sum_{e \in \mathcal{E}} \left[ (b-Ax)_e^2 \left( \frac{\pi_e}{2\beta^2} + \frac{1-\pi_e}{2\alpha^2} \right) - H(\pi_e) \right] \\ &\quad + \sum_{e \in \mathcal{E}} \left[ \pi_e \log \frac{p}{\beta} + (1 - \pi_e) \log \frac{1-p}{\alpha} \right] - \frac{|\mathcal{E}|}{2} \log(2\pi) \end{aligned}$$

Using the definition of function  $V$  in (8) we obtain

$$\begin{aligned} L(x, \alpha, \beta) &\geq \max_{\pi \in [0,1]^\mathcal{E}} -V(x, \pi, \alpha, \beta) - \frac{|\mathcal{E}|}{2} \log(2\pi) \quad (17) \\ &= - \min_{\pi \in [0,1]^\mathcal{E}} V(x, \pi, \alpha, \beta) - \frac{|\mathcal{E}|}{2} \log(2\pi) \end{aligned}$$

By differentiating  $V(x, \pi, \alpha, \beta)$  with respect to  $\pi_e$  we write the optimality condition as

$$\begin{aligned} \frac{\partial V}{\partial \pi_e} &= -\log\left(\frac{1-\pi_e}{\pi_e}\right) - \log \frac{p}{\beta} + \frac{(b-Ax)_e^2}{2\beta^2} \\ &\quad + \log \frac{1-p}{\alpha} - \frac{(b-Ax)_e^2}{2\alpha^2} = 0 \end{aligned}$$

from which we obtain

$$\begin{aligned} \hat{\pi}_e &= \frac{\frac{p}{\sqrt{2\pi\beta^2}} \exp\left(-\frac{(b-Ax)_e^2}{2\beta^2}\right)}{\frac{p}{\sqrt{2\pi\beta^2}} \exp\left(-\frac{(b-Ax)_e^2}{2\beta^2}\right) + \frac{1-p}{\sqrt{2\pi\alpha^2}} \exp\left(-\frac{(b-Ax)_e^2}{2\alpha^2}\right)} \\ &= f_{z_e=1 | b_e, x, \alpha, \beta}(z_e = 1 | b_e, x, \alpha, \beta). \end{aligned}$$

Using this expression for  $\hat{\pi}$  we get

$$\begin{aligned} L(x, \alpha, \beta) &\geq \sum_{e \in \mathcal{E}} \sum_{z_e \in \{0,1\}} f_{z_e | b_e, x, \alpha, \beta}(z_e | b_e, x, \alpha, \beta) \\ &\quad \times \log \frac{f_{b_e, z_e | x, \alpha, \beta}(b_e, z_e | x, \alpha, \beta)}{f_{z_e | b_e, x, \alpha, \beta}(z_e | b_e, x, \alpha, \beta)} \\ &= \sum_{e \in \mathcal{E}} \sum_{z_e \in \{0,1\}} f_{z_e | b_e, x, \alpha, \beta}(z_e | b_e, x, \alpha, \beta) \\ &\quad \times \log f_{b_e | x, \alpha, \beta}(b_e | x, \alpha, \beta) = L(x, \alpha, \beta), \end{aligned}$$

from which we conclude that the inequality is actually an equality. Therefore

$$L(x, \alpha, \beta) = - \min_{\pi \in [0,1]^\mathcal{E}} V(x, \pi, \alpha, \beta) - \frac{|\mathcal{E}|}{2} \log(2\pi).$$

where the last expression is obtained using the definition of function  $V$  in (8). We conclude that

$$\begin{aligned} \max_{\alpha, \beta} \max_x L(x, \alpha, \beta) &= - \min_{\alpha, \beta} \min_x \min_{\pi \in [0,1]^\mathcal{E}} V(x, \pi, \alpha, \beta) + c \\ \text{with } c &= -\frac{|\mathcal{E}|}{2} \log(2\pi). \quad \blacksquare \end{aligned}$$

## B. Proof of Theorem 5

In this section we describe the proof of Theorem 5, showing convergence of Algorithm 1.

*Lemma 7 (Monotonicity):* The function  $\tilde{V}$  defined in (10) is nonincreasing along the iterates  $\zeta^{(t)} = (x^{(t)}, \pi^{(t)}, \alpha^{(t)}, \beta^{(t)}, \epsilon^{(t)})$ .

*Proof:* By repeatedly applying Proposition 4 we see that

$$\begin{aligned}\tilde{V}(\zeta^{(t+1)}) &= \tilde{V}(x^{(t+1)}, \pi^{(t+1)}, \alpha^{(t+1)}, \beta^{(t+1)}, \epsilon^{(t+1)}) \\ &\leq \tilde{V}(x^{(t+1)}, \pi^{(t+1)}, \alpha^{(t)}, \beta^{(t)}, \epsilon^{(t)}) \\ &\leq \tilde{V}(x^{(t+1)}, \pi^{(t)}, \alpha^{(t)}, \beta^{(t)}, \epsilon^{(t)}) \\ &\leq \tilde{V}(x^{(t)}, \pi^{(t)}, \alpha^{(t)}, \beta^{(t)}, \epsilon^{(t)}) \leq \tilde{V}(\zeta^{(t)})\end{aligned}$$

for every time  $t$ , proving the result.  $\blacksquare$

The following lemma implies that Algorithm 1 converges numerically.

*Lemma 8 (Asymptotic regularity):* If  $(x^{(t)})$  is the sequence generated by Algorithm 1, then  $x^{(t+1)} - x^{(t)} \rightarrow 0$  as  $t \rightarrow \infty$ .

*Proof:* If  $\alpha^{(t)} \rightarrow 0$  or  $\beta^{(t)} \rightarrow 0$  as  $t \rightarrow \infty$ , we have  $\epsilon^{(t)} \rightarrow 0$  and, consequently,  $\|x^{(t+1)} - x^{(t)}\|_2 \rightarrow 0$  and the assertion is verified. If instead neither  $\alpha$  nor  $\beta$  converge to zero, then there exists a constant  $K > 0$  and a sequence of integers  $t_\ell : \mathbb{N} \rightarrow \mathbb{N}$  such that  $t_\ell \rightarrow \infty$  as  $\ell \rightarrow \infty$ ,  $\min\{\alpha^{(t_\ell)}, \beta^{(t_\ell)}\} > K$  for all  $\ell \in \mathbb{N}$ . It holds true in general that

$$\begin{aligned}\sum_{e \in \mathcal{E}} \pi_e^{(t)} \log \beta^{(t)} + \sum_{e \in \mathcal{E}} (1 - \pi_e^{(t)}) \log \alpha^{(t)} - |\mathcal{E}| \log 2 \\ \leq \tilde{V}(\zeta^{(t)}) \leq \tilde{V}(\zeta^{(1)})\end{aligned} \quad (18)$$

where the last inequality follows from Lemma 7. Then,  $\tilde{V}(\zeta^{(t_\ell)}) \geq (|\mathcal{E}| \log K - |\mathcal{E}| \log 2)$ .

Since  $x^{(t+1)} = \operatorname{argmin}_{x \in \mathbb{R}^V} \tilde{V}(x, \pi^{(t)}, \alpha^{(t)}, \beta^{(t)}, \epsilon^{(t)})$  we have

$$\tilde{V}(x^{(t+1)}, \pi^{(t)}, \alpha^{(t)}, \beta^{(t)}, \epsilon^{(t)}) \leq \tilde{V}(x^{(t)}, \pi^{(t)}, \alpha^{(t)}, \beta^{(t)}, \epsilon^{(t)}) \quad (19)$$

and

$$\begin{aligned}\nabla_x [\tilde{V}(x, \pi^{(t)}, \alpha^{(t)}, \beta^{(t)}, \epsilon^{(t)})](x^{(t+1)}) \\ = A^\top W^{(t)} A x^{(t+1)} - A^\top W^{(t)} b \\ = L_{W^{(t)}} x^{(t+1)} - A^\top W^{(t)} b = 0\end{aligned} \quad (20)$$

where  $W^{(t)} = \operatorname{diag}\left(\frac{1 - \pi_e^{(t)}}{(\alpha^{(t)})^2} + \frac{\pi_e^{(t)}}{(\beta^{(t)})^2}\right)$  and  $L_{W^{(t)}} =$

$A^\top W^{(t)} A$ . From (19) we then have

$$\begin{aligned}\tilde{V}(x^{(t)}, \pi^{(t)}, \alpha^{(t)}, \beta^{(t)}, \epsilon^{(t)}) \\ - \tilde{V}(x^{(t+1)}, \pi^{(t+1)}, \alpha^{(t+1)}, \beta^{(t+1)}, \epsilon^{(t+1)}) \\ \geq \tilde{V}(x^{(t)}, \pi^{(t)}, \alpha^{(t)}, \beta^{(t)}, \epsilon^{(t)}) \\ - \tilde{V}(x^{(t+1)}, \pi^{(t)}, \alpha^{(t)}, \beta^{(t)}, \epsilon^{(t)}) \\ = \frac{1}{2} \sum_{e \in \mathcal{E}} \left( (b - A x^{(t)})_e^2 + \frac{\epsilon_e^{(t)}}{|\mathcal{E}|} \right) \left( \frac{1 - \pi_e^{(t)}}{(\alpha^{(t)})^2} + \frac{\pi_e^{(t)}}{(\beta^{(t)})^2} \right) \\ - \frac{1}{2} \sum_{e \in \mathcal{E}} \left( (b - A x^{(t+1)})_e^2 + \frac{\epsilon_e^{(t)}}{|\mathcal{E}|} \right) \left( \frac{1 - \pi_e^{(t)}}{(\alpha^{(t)})^2} + \frac{\pi_e^{(t)}}{(\beta^{(t)})^2} \right) \\ = \frac{1}{2} (x^{(t)})^\top L_{W^{(t)}} x^{(t)} - (x^{(t)})^\top A^\top W^{(t)} b \\ - \frac{1}{2} (x^{(t+1)})^\top L_{W^{(t)}} x^{(t+1)} + (x^{(t+1)})^\top A^\top W^{(t)} b \\ = \frac{1}{2} (x^{(t)} - x^{(t+1)})^\top L_{W^{(t)}} (x^{(t)} + x^{(t+1)}) \\ - (x^{(t)} - x^{(t+1)})^\top A^\top W^{(t)} b \\ = \frac{1}{2} (x^{(t)} - x^{(t+1)})^\top L_{W^{(t)}} x^{(t)} \\ + (x^{(t)} - x^{(t+1)})^\top \left( \frac{1}{2} L_{W^{(t)}} x^{(t+1)} - A^\top W^{(t)} b \right)\end{aligned}$$

From (20) we get

$$\begin{aligned}\tilde{V}(\zeta^{(t)}) - \tilde{V}(\zeta^{(t+1)}) \\ \geq \frac{1}{2} (x^{(t)} - x^{(t+1)})^\top L_{W^{(t)}} x^{(t)} - \frac{1}{2} (x^{(t)} - x^{(t+1)})^\top L_{W^{(t)}} x^{(t+1)} \\ \geq c \|x^{(t)} - x^{(t+1)}\|^2\end{aligned}$$

for a suitable positive constant  $c$ . The last inequality is true since  $L_{W^{(t)}}$  is positive semidefinite, the multiplicity of the eigenvalue 0 is equal to 1 and  $\mathbf{1}^\top x^{(t)} = 0$  for all  $t \in \mathbb{N}$ . In fact, suppose by contradiction that there exists  $(t_j)$  such that  $\lim_{j \rightarrow \infty} \lambda^{(t_j)} = 0$  with

$$\lambda^{(t_j)} = \min_v \frac{v^\top (L_{W^{(t_j)}} - \mathbf{1} \mathbf{1}^\top) v}{\|v\|^2}.$$

Then, there needs to exist a subsequence  $t_\ell$  such that  $\alpha^{(t_\ell)}$  or  $\beta^{(t_\ell)}$  diverge. If  $\beta^{(t_\ell)} \rightarrow \infty$ , then (18) implies  $\alpha^{(t_\ell)} \rightarrow 0$ . From Step 8 in Algorithm 1 we obtain  $\epsilon^{(t_\ell)} \rightarrow 0$  and  $\kappa^{(t_\ell)} \rightarrow 0$ . We deduce that there exists  $\ell_0 \in \mathbb{N}$  such that  $\kappa^{(t_\ell)} = 1$  for all  $\ell > \ell_0$ , from which we get the contradiction  $\lambda^{(t_\ell)} > c > 0$  for all  $\ell > \ell_0$ . The case  $\alpha^{(t_\ell)} \rightarrow \infty$  is analogous.

We now compute for  $\ell \in \mathbb{N}$

$$\begin{aligned}0 &\leq \sum_{t=1}^{t_\ell-1} c \|x^{(t)} - x^{(t+1)}\|^2 \\ &\leq \sum_{t=1}^{t_\ell-1} (\tilde{V}(\zeta^{(t)}) - \tilde{V}(\zeta^{(t+1)})) \\ &= \tilde{V}(\zeta^{(1)}) - \tilde{V}(\zeta^{(t_\ell)}) \\ &\leq \tilde{V}(\zeta^{(1)}) - (|\mathcal{E}| \log K - |\mathcal{E}| \log 2) = K'.\end{aligned}$$

By letting  $\ell \rightarrow \infty$ , we obtain that  $\|x^{(t)} - x^{(t+1)}\| \rightarrow 0$ .  $\blacksquare$

*Lemma 9:* The sequence  $(x^{(t)})_{t \in \mathbb{N}}$  is bounded.

*Proof:* We first prove that  $(\alpha^{(t)})_{t \in \mathbb{N}}$  and  $(\beta^{(t)})_{t \in \mathbb{N}}$  are both upper bounded. By contradiction, there exists a subsequence  $(t_\ell)_{\ell \in \mathbb{N}}$  such that  $\lim_{\ell \rightarrow \infty} \beta^{(t_\ell)} = \infty$ . By monotonicity of function  $\tilde{V}$  (see Lemma 7) and inequality (18) we have

$$\begin{aligned} & \sum_{e \in \mathcal{E}} \pi_e^{(t_\ell)} \log \beta^{(t_\ell)} + \sum_{e \in \mathcal{E}} (1 - \pi_e^{(t_\ell)}) \log \alpha^{(t_\ell)} - |\mathcal{E}| \log 2 \\ & \leq \tilde{V}(x^{(t_\ell)}, \pi^{(t_\ell)}, \alpha^{(t_\ell)}, \beta^{(t_\ell)}, \epsilon^{(t_\ell)}) \\ & \leq \tilde{V}(x^{(1)}, \pi^{(1)}, \alpha^{(1)}, \beta^{(1)}, \epsilon^{(1)}). \end{aligned}$$

From Step 8 and Step 7 in Algorithm 1 we get

$$\begin{aligned} \lim_{\ell \rightarrow \infty} \alpha^{(t_\ell)} &= 0, \\ \lim_{\ell \rightarrow \infty} \epsilon^{(t_\ell)} &= 0, \\ \lim_{\ell \rightarrow \infty} \kappa^{(t_\ell)} - 1 &= 0. \end{aligned}$$

We deduce that there exists  $\ell_0 \in \mathbb{N}$  such that  $\kappa^{(t_\ell)} = 1$  for all  $\ell > \ell_0$ . Since

$$\alpha^{(t_\ell)} = \sqrt{\frac{\sum_{e \in \mathcal{E}} (1 - \pi_e^{(t_\ell)}) |b_e - (Ax^{(t_\ell)})_e|^2}{\sum_{e \in \mathcal{E}} (1 - \pi_e^{(t_\ell)})}},$$

we have that if there exist  $\epsilon > 0$  and  $\{t_{\ell_j}\}_{j \in \mathbb{N}}$  such that  $|b_e - (Ax^{(t_{\ell_j})})_e| > \epsilon$  then  $\pi^{(t_{\ell_j})} \rightarrow 1$  as  $j \rightarrow \infty$ . On the other hand, if  $|b_e - (Ax^{(t_\ell)})_e| \rightarrow 0$  then  $\pi^{(t_\ell)} \rightarrow 0$ . This means that, defined the following set

$$\Delta = \{e \in \mathcal{E} : \exists \epsilon > 0 \text{ and } (t_{\ell_j})_j \text{ for which } |b_e - (Ax^{(t_{\ell_j})})_e| > \epsilon\},$$

$$\lim_{j \rightarrow \infty} \pi^{(t_{\ell_j})} = \begin{cases} 1 & \text{if } e \in \Delta \\ 0 & \text{otherwise} \end{cases}$$

It should be noticed that  $|\Delta^c| \geq N - 1$  and, together with  $\kappa^{(t_{\ell_j})} = 1$ , we conclude

$$\begin{aligned} \lim_{j \rightarrow \infty} A^\top W^{(t_{\ell_j})} A x^{(t_{\ell_j})} &= \lim_{j \rightarrow \infty} A^\top W^{(t_{\ell_j})} b \\ A_{\Delta^c}^\top A_{\Delta^c} \lim_{j \rightarrow \infty} x^{(t_{\ell_j})} &= \lim_{j \rightarrow \infty} A_{\Delta^c}^\top b_{\Delta^c} \end{aligned}$$

and, consequently,  $(x^{(t_{\ell_j})})_{j \in \mathbb{N}}$  converges

$$\lim_{j \rightarrow \infty} x^{(t_{\ell_j})} = (A_{\Delta^c}^\top A_{\Delta^c})^\dagger A_{\Delta^c}^\top b_{\Delta^c}.$$

and so does  $x^{(t)}$  by asymptotic regularity. Then  $\beta^{(t)}$  must be bounded, contradiction.

Since both  $(\alpha^{(t)})_{t \in \mathbb{N}}$  and  $(\beta^{(t)})_{t \in \mathbb{N}}$  are upper bounded by a constant  $\chi > 0$ , then

$$0 \leq \|b - Ax^{(t)}\|_2^2 = \sum_{e \in \mathcal{E}} (1 - \pi_e) \alpha^{(t)} + \sum_{e \in \mathcal{E}} \pi_e \beta^{(t)} \leq \chi |\mathcal{E}|,$$

which guarantees that  $x^{(t)}$  is bounded as well. ■

**Lemma 10:** Any accumulation point of  $\zeta^{(t)}$  is a fixed point of the algorithm and satisfies the equalities (11a)-(11e).

*Proof:* If  $(x^\#, \pi^\#, \alpha^\#, \beta^\#, \epsilon^\#)$  is an accumulation point of the sequence  $(x^{(t)}, \pi^{(t)}, \alpha^{(t)}, \beta^{(t)}, \epsilon^{(t)})_{t \in \mathbb{N}}$ , then there exists a subsequence  $(x^{(t_\ell)}, \pi^{(t_\ell)}, \alpha^{(t_\ell)}, \beta^{(t_\ell)}, \epsilon^{(t_\ell)})_{\ell \in \mathbb{N}}$  that converges to  $(x^\#, \pi^\#, \alpha^\#, \beta^\#, \epsilon^\#)$  as  $\ell \rightarrow \infty$ . We now show (11c),

since the other conditions are immediate by continuity. In order to verify (11c), we need to prove that for all  $i \in \text{supp}(\pi^\#)$

$$\pi_i^\# = \frac{\exp(-\frac{|x_i^\#|^2}{2|\alpha^\#|^2}) \frac{1-p}{\alpha^\#}}{\frac{1-p}{\alpha^\#} \exp(-\frac{|x_i^\#|^2}{2|\alpha^\#|^2}) + \frac{p}{\beta^\#} \exp(-\frac{|x_i^\#|^2}{2|\beta^\#|^2})} \quad (21)$$

and for any  $i \notin \text{supp}(\pi^\#)$  then

$$\begin{aligned} & \frac{\exp(-\frac{|x_i^\#|^2}{2|\alpha^\#|^2}) \frac{1-p}{\alpha^\#}}{\frac{1-p}{\alpha^\#} \exp(-\frac{|x_i^\#|^2}{2|\alpha^\#|^2}) + \frac{p}{\beta^\#} \exp(-\frac{|x_i^\#|^2}{2|\beta^\#|^2})} \\ & \leq \frac{\exp(-\frac{|x_j^\#|^2}{2|\alpha^\#|^2}) \frac{1-p}{\alpha^\#}}{\frac{1-p}{\alpha^\#} \exp(-\frac{|x_j^\#|^2}{2|\alpha^\#|^2}) + \frac{p}{\beta^\#} \exp(-\frac{|x_j^\#|^2}{2|\beta^\#|^2})} \end{aligned} \quad (22)$$

for all  $j \in \text{supp}(\pi^\#)$ .

Since  $\lim_{\ell \rightarrow \infty} \pi^{(t_\ell)} = \pi^\#$ , then there exists  $\ell_0$  such that,  $\forall \ell > \ell_0$  and  $\forall i \in \text{supp}(\pi^\#)$ ,  $\pi_i^{(t_\ell)} \neq 0$  and

$$\pi_i^{(t_\ell)} = \xi_i^{(t_\ell)} \xrightarrow{\ell \rightarrow \infty} \frac{\exp(-\frac{|x_i^\#|^2}{2|\alpha^\#|^2}) \frac{1-p}{\alpha^\#}}{\frac{1-p}{\alpha^\#} \exp(-\frac{|x_i^\#|^2}{2|\alpha^\#|^2}) + \frac{p}{\beta^\#} \exp(-\frac{|x_i^\#|^2}{2|\beta^\#|^2})} = \pi_i^\#$$

and (21) is verified.

If  $i \notin \text{supp}(\pi^\#)$ , then we have to distinguish the following two cases: either (a)  $\pi_i^{(t_\ell)}$  is zero eventually or (b)  $\pi_i^{(t_\ell)}$  converges to zero asymptotically. In case (a), there exists  $\ell_0 \in \mathbb{N}$  such that  $\forall \ell > \ell_0$ ,  $\pi_i^{(t_\ell)} = 0$ , from which  $\xi_i^{(t_\ell)} < \xi_j^{(t_\ell)}$ ,  $\forall j \in \text{supp}(\pi^\#)$  and (22) is satisfied. In case (b), there exists a strictly positive sub-sequence  $(\ell_q)_{q \in \mathbb{N}}$  such that  $\pi_i^{(t_{\ell_q})} = \xi_i^{(t_{\ell_q})} \rightarrow \pi_i^\# = 0$ . Since at the same time  $\xi_j^{(t_{\ell_q})}$  converges to  $\pi_j^\# > 0$  for all  $j \in \text{supp}(\pi^\#)$ , there exists  $q_0 \in \mathbb{N}$  such that  $\forall q > q_0$  we have  $\xi_i^{(t_{\ell_q})} < \xi_j^{(t_{\ell_q})}$ , and, by letting  $q \rightarrow \infty$ ,

$$\begin{aligned} & \frac{\exp(-\frac{|x_i^\#|^2}{2|\alpha^\#|^2}) \frac{1-p}{\alpha^\#}}{\frac{1-p}{\alpha^\#} \exp(-\frac{|x_i^\#|^2}{2|\alpha^\#|^2}) + \frac{p}{\beta^\#} \exp(-\frac{|x_i^\#|^2}{2|\beta^\#|^2})} \\ & \leq \frac{\exp(-\frac{|x_j^\#|^2}{2|\alpha^\#|^2}) \frac{1-p}{\alpha^\#}}{\frac{1-p}{\alpha^\#} \exp(-\frac{|x_j^\#|^2}{2|\alpha^\#|^2}) + \frac{p}{\beta^\#} \exp(-\frac{|x_j^\#|^2}{2|\beta^\#|^2})} \end{aligned} \quad (23)$$

We conclude that for all  $i \notin \text{supp}(\pi^\#)$

$$\pi_i^\# = 0 = \mathcal{P}_{N-1} \left( \frac{\exp(-\frac{|x_i^\#|^2}{2|\alpha^\#|^2}) \frac{1-p}{\alpha^\#}}{\frac{1-p}{\alpha^\#} \exp(-\frac{|x_i^\#|^2}{2|\alpha^\#|^2}) + \frac{p}{\beta^\#} \exp(-\frac{|x_i^\#|^2}{2|\beta^\#|^2})} \right)_i.$$

■

Since the sequence  $(x^{(t)})$  is bounded (see Lemma 9), there exists a subsequence  $(x^{(t_j)})_{j \in \mathbb{N}}$  such that  $\lim_{j \rightarrow \infty} x^{(t_j)} = x^\infty$ ,  $\lim_{j \rightarrow \infty} \alpha^{(t_j)} = \alpha^\infty$ ,  $\lim_{j \rightarrow \infty} \beta^{(t_j)} = \beta^\infty$ ,  $\lim_{j \rightarrow \infty} \xi^{(t_j)} = \pi^\infty$ , and  $\lim_{j \rightarrow \infty} \pi^{(t_j)} = \pi^\infty$ . From Lemma 8, we get  $\lim_{t \rightarrow \infty} x^{(t_j+1)} = \lim_{t \rightarrow \infty} x^{(t_j)} = x^\infty$ , proving convergence. Finally, Lemma 10 ensures that  $\zeta^{(t)}$  converges to a fixed point.

### C. Proof of Theorem 6

In this section we prove Theorem 6, showing convergence of Distributed LS-EM (Algorithm 2).

Let us consider the function  $V : \mathbb{R}^{\mathcal{V}} \times [0, 1]^{\mathcal{E}} \rightarrow \mathbb{R}$  defined from (8) by fixing the variables  $\alpha$  and  $\beta$ , together with a surrogate function  $V^S : \mathbb{R}^{\mathcal{V}} \times \mathbb{R}^{\mathcal{V}} \times [0, 1]^{\mathcal{E}} \rightarrow \mathbb{R}$

$$V^S(x, z, \pi) = V(x, \pi) + \frac{1}{2\tau}(x - z)^\top (I - \tau L_W)(x - z), \quad (24)$$

where

$$W = \text{diag} \left( \frac{1 - \pi}{\alpha^2} + \frac{\pi}{\beta^2} \right)$$

We let the reader verify the following lemma.

**Lemma 11 (Partial minimizations):** If

$$\hat{x} = \underset{x \in \mathbb{R}^{\mathcal{V}}}{\text{argmin}} V^S(x, z, \pi) \quad \text{and} \quad \hat{\pi} = \underset{\pi \in [0, 1]^{\mathcal{E}}}{\text{argmin}} V(x, \pi),$$

then

$$\begin{aligned} \hat{x} &= (I - \tau L_W)z + \tau A^\top W b \\ \hat{\pi}_e &= \frac{\frac{p}{\beta} e^{-\frac{|b_e - (Ax)_e|^2}{2\beta^2}}}{\frac{p}{\beta} e^{-\frac{|b_e - (Ax)_e|^2}{2\beta^2}} + \frac{(1-p)}{\alpha} e^{-\frac{|b_e - (Ax)_e|^2}{2\alpha^2}}} \quad \forall e \in \mathcal{E} \end{aligned}$$

**Proposition 12:** The function  $V$  defined in this section is nonincreasing along the iterates  $\zeta^{(t)} = (x^{(t)}, \pi^{(t)})$ .

*Proof:* From Lemma 11 we have

$$\begin{aligned} V(\zeta^{(t+1)}) &= V(x^{(t+1)}, \pi^{(t+1)}) \\ &\leq V(x^{(t+1)}, \pi^{(t)}) \\ &= V^S(x^{(t+1)}, x^{(t+1)}, \pi^{(t)}) \\ &\leq V^S(x^{(t+1)}, x^{(t)}, \pi^{(t)}) \\ &\leq V^S(x^{(t)}, x^{(t)}, \pi^{(t)}) \\ &= V(x^{(t)}, \pi^{(t)}) = V(\zeta^{(t)}) \end{aligned}$$

for every time  $t \in \mathbb{N}$ , thereby proving the result. ■

The following lemma implies that the algorithm converges numerically.

**Lemma 13:** If  $x^{(t)}$  is the sequence generated by Algorithm 2, then  $x^{(t+1)} - x^{(t)} \rightarrow 0$  as  $t \rightarrow \infty$ .

*Proof:* Define  $\mu = \max_t \|A^\top W^{(t)} A\| \leq \|A\|^2 / \alpha$ . Since from assumption  $\tau < \alpha / \|A\|^2 < \mu^{-1}$  we have

$$\begin{aligned} 0 &\leq \frac{1}{2\tau}(1 - \tau\mu)\|x^{(t)} - x^{(t+1)}\|^2 \\ &\leq \frac{1}{2\tau}(1 - \tau\|A^\top W^{(t)} A\|)\|x^{(t)} - x^{(t+1)}\|^2 \\ &\leq \frac{1}{2\tau}(x^{(t)} - x^{(t+1)})^\top (I - \tau A^\top W^{(t)} A)(x^{(t)} - x^{(t+1)}). \end{aligned} \quad (25)$$

If we take the sum until  $T$

$$\begin{aligned} 0 &\leq \sum_{t=1}^T \frac{1}{2\tau}(x^{(t)} - x^{(t+1)})^\top (I - \tau A^\top W^{(t)} A)(x^{(t)} - x^{(t+1)}) \\ &= \sum_{t=1}^T \left[ V^S(x^{(t+1)}, x^{(t)}, \pi^{(t)}) - V(x^{(t+1)}, \pi^{(t)}) \right] \end{aligned} \quad (26)$$

Since

$$\pi^{(t+1)} = \underset{\pi}{\text{argmin}} V(x^{(t+1)}, \pi)$$

then we have  $V(x^{(t+1)}, \pi^{(t+1)}) \leq V(x^{(t+1)}, \pi^{(t)})$  and, combining with (25) and (26), we get

$$\begin{aligned} 0 &\leq \frac{1}{2\tau}(1 - \tau\mu)\|x^{(t)} - x^{(t+1)}\|^2 \\ &\leq \sum_{t=1}^T \left[ V^S(x^{(t+1)}, x^{(t)}, \pi^{(t)}) - V(x^{(t+1)}, \pi^{(t+1)}) \right] \\ &\leq \sum_{t=1}^T \left[ V^S(x^{(t)}, x^{(t)}, \pi^{(t)}) - V(x^{(t+1)}, \pi^{(t+1)}) \right] \\ &= \sum_{t=1}^T \left[ V(x^{(t)}, \pi^{(t)}) - V(x^{(t+1)}, \pi^{(t+1)}) \right] \end{aligned}$$

where the last inequality follows from the fact  $x^{(t+1)} = \underset{x}{\text{argmin}} V^S(x, x^{(t)}, \pi^{(t)})$ . Finally, we observe that the truncated series is telescopic, from which

$$\begin{aligned} 0 &\leq \frac{1}{2\tau}(1 - \tau\mu)\|x^{(t)} - x^{(t+1)}\|^2 \\ &\leq V(x^{(1)}, \pi^{(1)}) - V(x^{(T+1)}, \pi^{(T+1)}) \\ &\leq V(x^{(1)}, \pi^{(1)}) \\ &\quad - \lambda(N \log \max\{p/\beta, (1-p)/\alpha\} - N \log 2) = C' \end{aligned}$$

This last inequality holds for any  $T \in \mathbb{N}$ , then by letting  $T \rightarrow \infty$ , we obtain that the series is convergent, from which we deduce that as  $t \rightarrow \infty$

$$\frac{1}{2\tau}(x^{(t)} - x^{(t+1)})^\top (I - \tau A^\top W^{(t)} A)(x^{(t)} - x^{(t+1)}) \rightarrow 0$$

and by inequality (25) the claim is proved. ■

**Lemma 14:** The sequence  $(x^{(t)})_{t \in \mathbb{N}}$  is bounded.

*Proof:* Since  $\mathbf{1}^\top x^{(t)} = 0$  for all  $t \in \mathbb{N}$ , from Lemma 11 we have

$$\begin{aligned} \|x^{(t+1)}\| &= \|(I - \tau A^\top W^{(t)} A)(I - \frac{1}{N} \mathbf{1} \mathbf{1}^\top) x^{(t)} + \tau A^\top W^{(t)} b\| \\ &\leq \|(I - \tau(A^\top W^{(t)} A) - \frac{1}{N} \mathbf{1} \mathbf{1}^\top)\| \|x^{(t)}\| + \|\tau A^\top W^{(t)} b\| \\ &\leq (1 - \tau\mu_2) \|x^{(t)}\| + \tau\gamma \end{aligned}$$

where  $\mu_2 = \min_t \|A^\top W^{(t)} A - \frac{1}{N} \mathbf{1} \mathbf{1}^\top\| > 0$  and  $\gamma = \max_t \|A^\top W^{(t)} b\|$  (notice that  $W^{(t)}$  belongs to a finite set of matrices). We conclude that

$$\begin{aligned} \lim_{t \rightarrow \infty} \|x^{(t+1)}\| &\leq \lim_{t \rightarrow \infty} (1 - \tau\mu_2)^{t+1} \|x^{(0)}\| + \sum_{s=0}^{\infty} (1 - \tau\mu_2)^s \gamma \tau \\ &\leq \frac{\gamma}{\mu_2} \end{aligned}$$

By Lemma 14 the sequence  $(x^{(t)})$  is bounded and then there exists a subsequence  $(x^{(t_j)})_{j \in \mathbb{N}}$  such that  $\lim_{j \rightarrow \infty} x^{(t_j)} = x^\infty$ ,  $\lim_{j \rightarrow \infty} \alpha^{(t_j)} = \alpha^\infty$ ,  $\lim_{j \rightarrow \infty} \beta^{(t_j)} = \beta^\infty$ , and  $\lim_{j \rightarrow \infty} \pi^{(t_j)} = \pi^\infty$ . From Lemma 13, we get  $\lim_{t \rightarrow \infty} x^{(t_j+1)} = \lim_{t \rightarrow \infty} x^{(t_j)} = x^\infty$ . Since  $\pi_e(x) =$

$f(z_e = 1|x, \alpha, \beta)$  is a continuous function of  $x$ , then also  $\pi^{(t)} \rightarrow \pi^\infty$  and  $(x^\infty, \pi^\infty)$  is a fixed point.