

# HyperMinHash: MinHash in LogLog space

Yun William Yu<sup>\*</sup>  
Harvard Medical School DBMI  
10 Shattuck St #3  
Boston, Massachusetts 02139  
william\_yu@hms.harvard.edu

Griffin M. Weber  
Harvard Medical School DBMI  
10 Shattuck St #3  
Boston, Massachusetts 02139  
griffin\_weber@hms.harvard.edu

## ABSTRACT

In this extended abstract, we describe and analyse a streaming probabilistic sketch, HYPERMINHASH, to estimate the Jaccard index (or Jaccard similarity coefficient) over two sets  $A$  and  $B$ . HyperMinHash can be thought of as a compression of standard  $\log n$ -space MinHash by building off of a HyperLogLog count-distinct sketch. For a multiplicative approximation error  $1 + \epsilon$  on a Jaccard index  $t$ , given a random oracle, HyperMinHash needs  $O(\epsilon^{-2}(\log \log n + \log \frac{1}{t\epsilon}))$  space. Unlike comparable Jaccard index fingerprinting algorithms (such as  $b$ -bit MinHash, which uses less space), HyperMinHash retains MinHash’s features of streaming updates, unions, and cardinality estimation. Our new algorithm allows estimating Jaccard indices of 0.01 for set cardinalities on the order of  $10^{19}$  with relative error of around 10% using 64KiB of memory; MinHash can only estimate Jaccard indices for cardinalities of  $10^{10}$  with the same memory consumption. Note that we will operate in the unbounded data stream model and assume both a random oracle and shared randomness.

## 1. INTRODUCTION

Many questions in data science can be rephrased in terms of the number of items in a database that satisfy some Boolean formula. For example, “*how many participants in a political survey are independent and have a favorable view of the federal government?*”, or “*how many of the source IPs used in a DDoS attack today were also used last month?*” In this paper, we consider the design of approximate streaming sketches to answer questions phrased in conjunctive normal form (an AND of ORs); this is of course equivalent to estimating the cardinality of intersections of unions of a collection of sets.

The standard technique used by industry to answer these questions is the MinHash sketch [4], which uses  $O(\epsilon^{-2} \log n)$  space, allows streaming updates, and approximates both the union cardinality and Jaccard index [14], a proxy for set similarity that when coupled with union cardinality, allows estimation of intersection sizes. The literature already has sub-logarithmic near-optimal probabilistic data structures for approximating the ‘count-distinct’ problem [3, 7, 12, 13, 15], which is equivalent to finding the cardinality of unions of sets (i.e. ORs in CNF). Similarly, sub-logarithmic near-optimal fingerprints exist for computing Jaccard index [14,

1, 16, 2]. However, to our knowledge, there are no practical sub-logarithmic sketches to replace MinHash for all its features.

### 1.1 MinHash

Given two sets  $A$  and  $B$ , where  $|A| = n$  and  $|B| = m$ , and  $n > m$  without loss of generality, the Jaccard index is defined as

$$t(X, Y) = \frac{|A \cap B|}{|A \cup B|}. \quad (1)$$

Clearly, if paired with a good count-distinct union estimator for  $|A \cup B|$ , this allows us to estimate intersection sizes as well. Though Jaccard originally defined this index to measure ecological diversity in 1902 [14], in more modern times, it has been used as a proxy for the document similarity problems. In 1997, Broder introduced *min-wise hashing* (colloquially known as ‘MinHash’) [4], a technique for quickly estimating the resemblance of documents by looking at the Jaccard index of ‘shingles’ (collections of phrases) contained within the documents.

MinHash Jaccard-index estimation relies on a simple fact: if you apply a random permutation to the universe of elements, the chance that the smallest items under this permutation in sets  $A$  and  $B$  are the same is precisely the Jaccard index. To see this, consider a random permutation of  $A \cup B$ . The minimum element will come from either  $A \setminus B$ ,  $B \setminus A$ , or  $A \cap B$ , all disjoint sets. If the minimum element lies in  $A \setminus B$ , then  $\min(A) \notin B$ , so  $\min(A) \neq \min(B)$ ; the same is of course true by symmetry for  $B \setminus A$ . Conversely, if  $\min(A \cup B) \in A \cap B$ , then clearly  $\min(A) = \min(B)$ . Because the permutation is random, every element has an equal probability of being the minimum, and thus

$$\mathbb{P}(\min(A) = \min(B)) = \frac{|A \cap B|}{|A \cup B|}. \quad (2)$$

While using a single random permutation produces an unbiased estimator of  $t(X, Y)$ , it is a Bernoulli 0/1 random variable with high variance. So, instead of using a single permutation, one averages  $k$  trials. The expected fraction of matches is also an unbiased estimator of the Jaccard index, but with variance decreased by a factor of  $1/k$ .

Though the theoretical justification is predicated on having a true random permutation, in practice we approximate that by using good random hash functions instead. A good hash function will specify a nearly total ordering on the universe of items, and provided we use  $\theta(\log(n))$  bits for the hash function output, the probability of accidental collision of min-hashes is exponentially small.

<sup>\*</sup>Corresponding author

Though theoretically easy to analyze, this scheme has a number of drawbacks, chief amongst them the requirement of having  $k$  random hash functions, which means that the computational complexity is  $\theta(nk)$  to generate the sketch. To address this, several variants of MinHash have been proposed [5]:

1. **k-hash functions.** The scheme described above, which has the shortcoming of using  $\theta(nk)$  computation to generate the sketch.
2. **k-minimum values.** A single hash function is used, but instead of storing the single minimum value, we store the smallest  $k$  values for each set (also known as the KMV sketch [3]). Sketch generation time is reduced to  $O(n \log k)$ , but we also incur an  $O(k \log k)$  sorting penalty when computing Jaccard index.
3. **k-partition.** Another 1-permutation MinHash variant,  $k$ -partition stochastically averages by first deterministically partitioning a set into  $k$  parts using the first couple bits of the hash value, and then stores the minimum value in each partition [17].  $k$ -partition has the advantage of  $O(n)$  sketch generation time and  $O(k)$  Jaccard index computation time, at the cost of some difficulty in the analysis.

It is important here to remark that for all of the above variants, MinHash sketches of  $A$  and  $B$  can be losslessly combined to form the MinHash sketch of  $A \cup B$ . Using order statistics, it is additionally possible to estimate the union cardinalities from the sketch [3], so we can directly estimate intersection size in addition to Jaccard index. This also implies that streaming updates are permitted, so preprocessing incurs no additional space requirement.

## 1.2 Count-distinct union cardinality

All of the standard variants of MinHash given in the last section use logarithmic bits per bucket in order to prevent accidental collisions (i.e. we want to ensure that when two hashes match, they came from identical elements), though in the case of  $k$ -partition, some of those bits can be stored implicitly in the bucket identity. However, in the related problem of cardinality estimation of unique items (the ‘count-distinct’ problem), literature over the last several decades produced several streaming sketches that require less than logarithmic bits per bucket. Indeed, the LogLog, Super-LogLog, and HyperLogLog family of sketches requires, as given in the name, only  $\log \log(n)$  bits per bucket by storing only the position of the first 1 bit of a uniform hash function, thus requiring  $O(\epsilon^{-2} \log \log n)$  bits to store the hashes [7, 12, 13]. Notably these methods all require access to a random oracle (i.e. a truly random hash function), and storing such hash functions requires an additional  $\log n$  bits of space, for a total of  $O(\epsilon^{-2} \log \log n + \log n)$  space. Further compacting of the hashes by use of concentration inequalities, and use of  $k$ -min-wise independent hash functions allowed both relaxing the requirement of a random oracle, and reduction of the space-complexity to  $O(\epsilon^{-2} + \log n)$  (or without counting the hash function,  $O(\epsilon^{-2} + \log \log n)$  in the setting of shared randomness) [15], resulting in an essentially optimal sketch requiring only constant bits per bucket. In practice though, the double logarithmic HyperLogLog sketch is used

under the assumptions of shared randomness and that standard cryptographic hash functions (e.g. SHA-1) behave as random oracles.

## 1.3 Jaccard index fingerprints

We aim to similarly reduce space-complexity for MinHash, while preserving all of its features; we focus here on Jaccard index in the unbounded data stream model. As a preliminary, we note that as with the count-distinct problem, much theoretical work has focused on reducing the amount of randomness needed by MinHash to only requiring  $k$ -min-wise (or  $k - d$ -min-wise) independent hash functions [10, 19, 11]. In this extended abstract, we will however again assume the setting of shared randomness and the existence of a random oracle, which is standard in industry practice. In the discussion, we will return to this point and mention several relevant techniques.

First we note that trivially, HyperLogLog union cardinalities can be used to compute intersection cardinalities and thus Jaccard indexes using the inclusion-exclusion principle. Unfortunately, the relative error is then in the size of the union (as opposed to the size of the Jaccard index for MinHash) and compounds when taking the intersections of multiple sets; for small intersections, the error is often too great to be practically feasible, unless significantly more bits are used. More precisely, in order to achieve the same relative error, the number of bits needed when using inclusion-exclusion scales with the square of the inverse Jaccard index, as opposed to scaling with just the inverse Jaccard index (Table 1 of [18]). Notably, some newer cardinality estimation methods based on maximum-likelihood estimation are able to more directly access intersection sizes in HyperLogLog sketches, which can then be paired with union-cardinality to estimate Jaccard index [8, 9]. However, this approach, while more sophisticated, is restricted to the information available in the HyperLogLog sketch itself, and seems empirically to be a constant order ( $< 3x$ ) improvement over conventional inclusion-exclusion.

Alternately, when unions and streaming updates are not necessary, the literature provides many examples of Jaccard index fingerprints in better than log-space [1, 16, 2]. State-of-the-art fingerprinting methods based on either reduction to  $F_2$ -norm sketching or truncating bits of MinHash ( $b$ -bit MinHash) are able to achieve space bounds of  $O(\epsilon^{-2})$  in the general problem [1, 16] and  $O\left(\frac{(1-t)^2}{\epsilon^2} \log \frac{1}{1-t}\right)$  for highly similar streams when the Jaccard index  $t$  is large [2]. For estimating the Jaccard similarity between exactly two sets, these fingerprinting techniques are basically asymptotically optimal [18].

## 1.4 sub-logarithmic MinHash

However,  $b$ -bit MinHash and  $F_2$ -norm reductions, while great for Jaccard index, lose many of the benefits of standard MinHash, even just for Jaccard index estimation. Because  $b$ -bit MinHash only takes the lowest order  $b$  bits of the minimum hash value *after* finding the minimum, it also requires  $\log(n)$  bits per bucket during the sketch generation phase, the same as standard MinHash. This also implies that sketches cannot be merged together, so union cardinalities cannot be estimated. The same holds true for  $F_2$ -norm reductions because of double counting shared items.

Some of these shortcomings can be overcome by pairing a Jaccard index fingerprint with a sub-logarithmic count-

distinct sketch. When combined, this allows for accurate estimation of intersection sizes, not just Jaccard index. However, this still does not permit the usage of unions or streaming updates, so more complex predicates (e.g.  $|(A \cup B) \cap C|$ ) still cannot be evaluated.

We resolved this issue by building a new sketch, HyperMinHash, as a hybrid between HyperLogLog and  $k$ -partition MinHash. Using HyperLogLog as a scaffold for other statistics of interest has been previously suggested for concave sublinear frequency statistics, but not for MinHash [6]. HyperMinHash as we describe below requires

$$O\left(\epsilon^{-2} \left(\log \log n + \log \frac{1}{t\epsilon}\right)\right)$$

space and has all of the standard nice features of MinHash, including streaming updates, the ability to take unions of sketches, and count-distinct cardinality estimation. Though this construction is not space optimal—e.g. we could very likely drop in the KNW sketch [15] instead of HyperLogLog [13] for a space-reduction—it is a practical compromise and easy to implement in software.

## 2. HYPERMINHASH

MinHash works under the premise that two sets will have identical minimum value with probability equal to the Jaccard distance, because they can only share a minimum value if that minimum value corresponds to a member of the intersection of those two sets. If we have a total ordering on the union of both sets, the fraction of equal buckets is an unbiased estimator for Jaccard distance. However, with limited precision hash functions, there is some chance of accidental collision, when the value does not correspond to a member of the intersection. In order to get close to a true total ordering, the space of potential hashes must be on the order of the size of the union, and thus we must store  $O(\log n)$  bits.

Note, however, that the minimum of a collection of uniform  $[0, 1]$  random variables  $X_1, \dots, X_n$  is much more likely to be a small number than a large one (the insight behind most count-distinct sketches [3]). HyperMinHash operates identically to MinHash, but instead of storing the minimum values with fixed precision, it effectively uses an adaptive precision that increases resolution when the values are smaller by using initial loglog counters (from LogLog cardinality estimation) and then storing a fixed number of bits beyond that (similar in spirit to  $b$ -bit MinHash). More precisely, after dividing up the items into  $k$  partitions, we store the position of the leading 1 bit in the first  $2^q$  bits (and store  $2^q + 1$  if there is no 1 bit in the first  $2^q$  bits), and  $r$  bits following that (Figure 1). We do not need a total ordering so long as the number of accidental collisions in the minimum values is low.

To analyze the performance of HyperMinHash compared to random-permutation MinHash (or equivalently 0-collision standard MinHash) it suffices to consider the expected number of accidental collisions. We first describe an intuitive analysis before proving things rigorously. Here, we will also only analyze the simple case of collisions while using only a single bucket, but the same flavor of argument holds for multiple partitions. The HyperLogLog part of the sketch results in collisions whenever two items match in order of magnitude (Figure 2).

By pairing it with an additional  $r$ -bit hash, our collision space is narrowed by a factor of about  $2^r$  within each bucket

(Figure 3). An explicit exact formula for the expected number of collisions is

$$\mathbb{E}C = \sum_{i=1}^{\infty} \sum_{j=0}^{2^r-1} \left[ \left(1 - \frac{2^r+j}{2^{i+r}}\right)^n - \left(1 - \frac{2^r+j+1}{2^{i+r}}\right)^n \right] \cdot \left[ \left(1 - \frac{2^r+j}{2^{i+r}}\right)^m - \left(1 - \frac{2^r+j+1}{2^{i+r}}\right)^m \right], \quad (3)$$

though finding a closed formula is rather more difficult.

Intuitively, suppose that our hash value is (12, 01011101) for partition 01. This implies that the original bitstring of the minimum hash was 0.010000000000101011101... Then a uniform random hash in  $[0, 1]$  collides with this number with probability  $2^{-(2+12+8)} = 2^{-21}$ . So we expect to need cardinalities on the order of  $2^{21}$  before having many collisions. Luckily, as the cardinalities of  $A$  and  $B$  increase, so does the expected value of the leading 1 in the bitstring, as analyzed in the construction of HyperLogLog [13]. Thus, the collision probabilities remain roughly constant as cardinalities increase, at least until we reach the precision limit of the LogLog counters.

But of course, we store only a finite number of bits for the leading 1 indicator (often 6 bits). Because it's a LogLog counter, storing 6 bits is sufficient for set cardinalities up to  $O(2^{2^6} = 2^{64})$ . This increases our collision surface though, as we might have collisions in the lower left region near the origin (Figure 4). We can directly compute the collision probability (and similarly the variance) by summing together the probability mass in these boxes, replacing the infinite sum with a finite sum (Lemma 4). For more sensitive estimations, we can subtract the expected number of collisions to debias the estimation. In the next section we will prove bounds on the expectation and variance in the number of collisions.

## 3. PROOFS

The main result of this paper bounds the expectation and variance of accidental collision, given two HyperMinHash sketches of disjoint sets. First, we rigorously define the full HyperMinHash sketch.

**Definition 1.** We will define  $f_{p,q,r}(A) : \mathbb{S} \rightarrow \{\{1, \dots, 2^q\} \times \{0, 1\}^r\}^{2^p}$  to be the HyperMinHash sketch constructed from Figure 1, where  $A$  is a set of hashable objects and  $p, q, r \in \mathbb{N}$ , and let  $f_{p,q,r}(A)_i : \mathbb{S} \rightarrow \{1, \dots, 2^q\} \times \{0, 1\}^r$  be the value of the  $i$ th bucket in the sketch.

More precisely, let  $h(x) : \mathbb{S} \rightarrow [0, 1]$  be a uniformly random hash function. Let  $\rho_q(x) = \min(\lfloor -\log_2(x) \rfloor + 1, 2^q)$ , let  $\sigma_r(x) = \lfloor x^{2^r} \rfloor$ , and let  $\hat{h}_{q,r}(x) = (\rho_q(x), \sigma_r(x^{2^{\rho_q(x)}} - 1))$ .

Then, we will define

$$f_{p,q,r}(A)_i = \hat{h}_{q,r} \left[ \min_{\substack{a \in A \\ i2^{-p} < h(a) < (i+1)2^{-p}}} (h(a)2^p - i) \right].$$

**Definition 2.** Let  $A, B$  be hashable sets with  $|A| = n$ ,  $|B| = m$ ,  $n > m$ , and  $A \cap B = \emptyset$ . Then define an indicator variable for collisions in bucket  $i$  of their respective HyperMinHash sketches

$$Z_{p,q,r}(A, B, i) = \mathbb{1}_{(f_{p,q,r}(A)_i = f_{p,q,r}(B)_i)}. \quad (4)$$

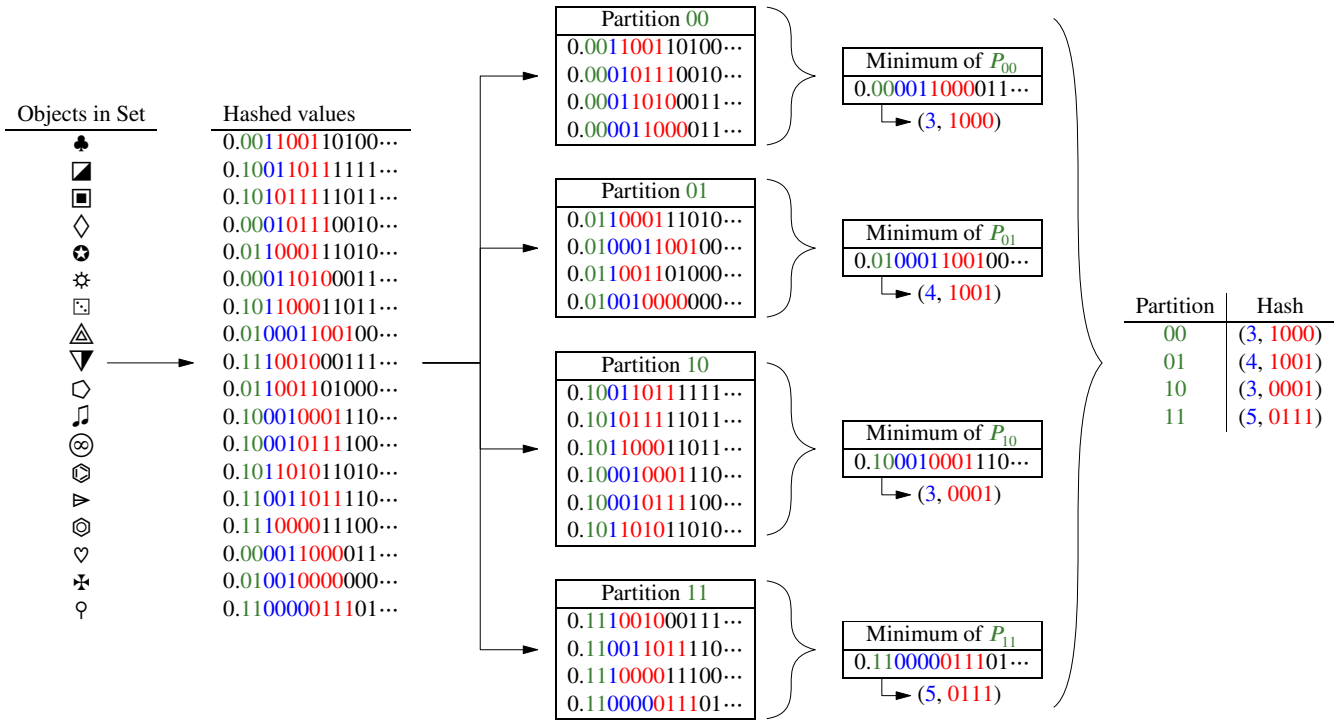


Figure 1: HyperMinHash generates sketches in the same fashion as one-permutation MinHash. It begins by hashing each object in the set to a uniformly random number between 0 and 1, encoded in binary. Then, the hashed values are partitioned by the first  $p$ , and the minimum value within each partition is taken. Each value is specified by a tuple; the first part is the position of the leftmost 1 in the first  $2^q$  bits, and  $2^q + 1$  otherwise, so exactly identical to a HyperLogLog sketch. The second part is the value of the next  $r$  bits in the bitstring. Note that this is mathematically equivalent to applying three independent hash functions for each bucket for the green, blue, and red bits, or, alternately, to using a single hash function but dividing the bitstring into fixed-length regions first.

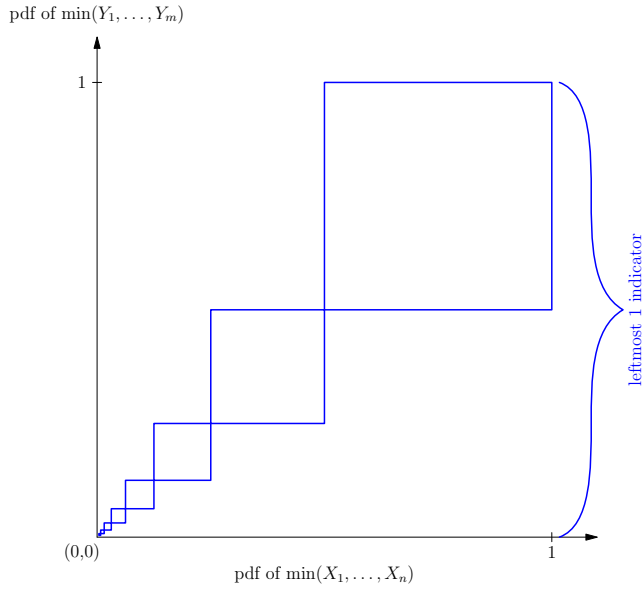


Figure 2: HyperLogLog sections, used alone, result in collisions whenever the minhashes match in order of magnitude.

Our main theorems follow:

**Theorem 1.**  $C = \sum_{i=0}^{2^p-1} Z_{p,q,r}(A, B, i)$  is the number of collisions between the HyperMinHash sketches of two disjoint sets  $A$  and  $B$ . Then the expectation

$$\mathbb{E}C \leq 2^p \left( \frac{5}{2^r} + \frac{n}{2^{p+2^q+r}} \right). \quad (5)$$

**Theorem 2.** Given the same setup as in Theorem 1,

$$\text{Var}(C) \leq \mathbb{E}[C]^2 + \mathbb{E}[C].$$

Theorem 1 allows us to correct for the number of random collisions before computing Jaccard distance, and Theorem 2 tells us that the standard deviation in the number of collisions is approximately the expectation.

We will first start by proving a simpler proposition.

**Proposition 3.** Consider a HyperMinHash sketch with only 1 bucket on two disjoint sets  $A$  and  $B$ . i.e.  $f_{0,q,r}(A)$  and  $f_{0,q,r}(B)$ . Let  $\gamma(n, m) \sim Z_{0,q,r}(A, B, 0)$ . Naturally, as a good hash function results in uniform random variables,  $\gamma$  is only dependent on the cardinalities  $n$  and  $m$ . We claim that

$$\mathbb{E}\gamma(n, m) \leq \frac{6}{2^r} + \frac{n}{2^{2^q+r}}. \quad (6)$$

Proving this will require a few technical lemmas, which we'll then use to prove the main theorems.

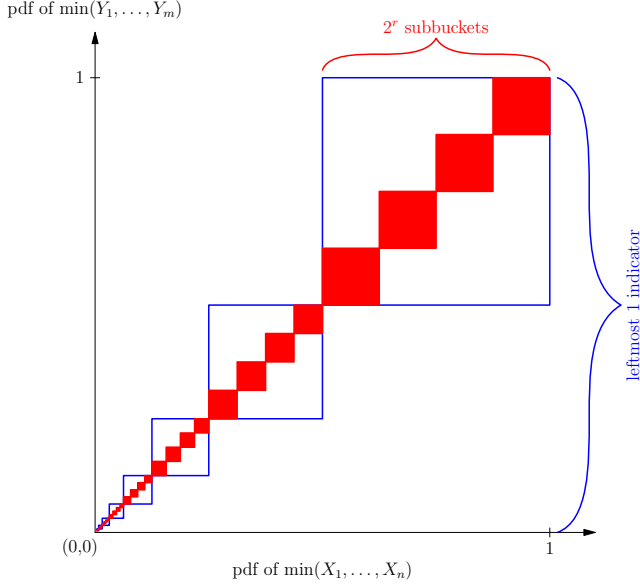


Figure 3: HyperMinHash further subdivides HyperLogLog leading 1-indicator buckets, achieving a much smaller collision space, so long as we precisely store the position of the leading 1.

**Lemma 4.**

$$\begin{aligned} \mathbb{E}\gamma(n, m) &= \mathbb{P}(f_{0,q,r}(A)_0 = f_{0,q,r}(B)_0) \\ &= \sum_{i=1}^{2^q-1} \sum_{j=0}^{2^r-1} \left[ \left(1 - \frac{2^r+j}{2^{r+i}}\right)^n - \left(1 - \frac{2^r+j+1}{2^{r+i}}\right)^n \right] \\ &\quad \left[ \left(1 - \frac{2^r+j}{2^{r+i}}\right)^m - \left(1 - \frac{2^r+j+1}{2^{r+i}}\right)^m \right] \\ &+ \sum_{i=2^q}^{2^q} \sum_{j=0}^{2^r-1} \left[ \left(1 - \frac{j}{2^{r+i-1}}\right)^n - \left(1 - \frac{j+1}{2^{r+i-1}}\right)^n \right] \\ &\quad \left[ \left(1 - \frac{j}{2^{r+i-1}}\right)^m - \left(1 - \frac{j+1}{2^{r+i-1}}\right)^m \right] \end{aligned}$$

*Proof.* Let  $a_1, \dots, a_n$  be random variables corresponding to the hashed values of items in  $A$ . Then  $a_i \in [0, 1]$  are uniform r.v. Similarly,  $b_1, \dots, b_m$ , drawn from hashed values of  $B$  are uniform  $[0, 1]$  r.v. Let  $x = \min\{a_1, \dots, a_n\}$  and  $y = \min\{b_1, \dots, b_m\}$ . Then we have probability density functions

$$\begin{aligned} \text{pdf}(x) &= n(1-x)^{n-1}, \text{ for } x \in [0, 1], \\ \text{pdf}(y) &= m(1-y)^{m-1}, \text{ for } y \in [0, 1] \end{aligned}$$

and cumulative density functions

$$\begin{aligned} \text{cdf}(x) &= 1 - (1-x)^n, \text{ for } x \in [0, 1], \\ \text{cdf}(y) &= 1 - (1-y)^m, \text{ for } y \in [0, 1]. \end{aligned}$$

We are particularly interested in the joint probability density function

$$\text{pdf}(x, y) = n(1-x)^{n-1}m(1-y)^{m-1}, \text{ for } (x, y) \in [0, 1]^2.$$

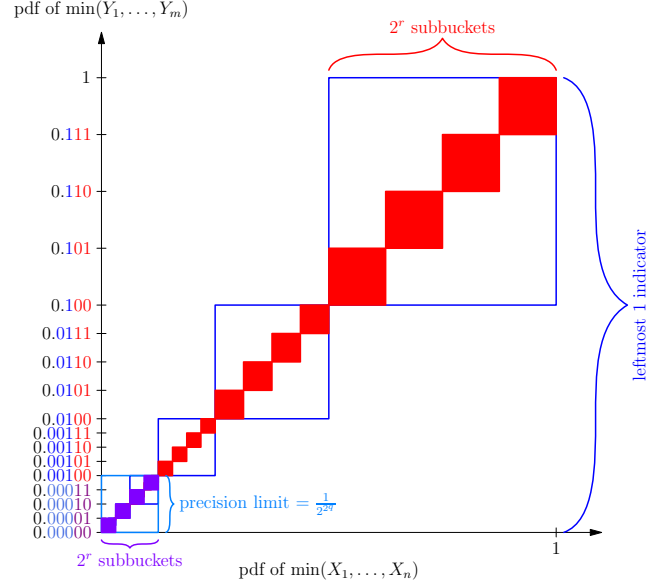


Figure 4: In practice, HyperMinHash has a limited number of bits for the loglog counters, so there's a final lower left bucket at the precision limit.

The probability mass enclosed in a square along the diagonal  $S = [s_1, s_2]^2 \subset [0, 1]^2$  is then precisely

$$\begin{aligned} \mu(S) &= \int_{s_1}^{s_2} \int_{s_1}^{s_2} n(1-x)^{n-1}m(1-y)^{m-1} dy dx \\ &= [(1-s_2)^n - (1-s_1)^n][(1-s_2)^m - (1-s_1)^m] \quad (7) \end{aligned}$$

Recall  $f_{0,q,r}(A)_0 \in \{1, \dots, 2^q\} \times [0, 1]^r \equiv \{1, \dots, 2^q\} \times \{0, \dots, 2^r-1\}$ , so given  $f_{0,q,r}(A)_0 = (i, j)$ ,  $x = 0.0^i 0^j \dots$  in the binary expansion, unless  $i = 2^q$ , in which case the binary expansion is  $x = 0.0^i 0^j \dots$ . That in turn gives  $s_1 < x < s_2$ , where  $s_1 = \frac{2^r+j}{2^{r+i}}, s_2 = \frac{2^r+j+1}{2^{r+i}}$  when  $i < 2^q$ , and  $s_1 = \frac{j}{2^{r+i-1}}, s_2 = \frac{j+1}{2^{r+i-1}}$ . Collisions happen precisely when  $s_1 < x, y < s_2$ .

Finally, using the  $s_1, s_2$  formulas above, it suffices to sum the probability of collision over the image of  $f$ , so

$$\mathbb{E}\gamma(n, m) = \sum_{i=1}^{2^q} \sum_{j=0}^{2^r-1} \mu([s_1, s_2]). \quad (8)$$

Substituting in for  $s_1, s_2$ , and  $\mu$  completes the proof. Note also that this is precisely the sum of the probability mass in the red and purple squares along the diagonal in Figure 4.  $\square$

While Lemma 4 allows us to explicitly compute  $\mathbb{E}\gamma(m, n)$ , the lack of a closed form solution makes reasoning about it difficult. Here, we will upper bound the expectation by integrating over four regions of the unit square that cover all the collision boxes (Figure 5). For ease of notation, let  $\bar{\epsilon} = 2^r$  and  $\bar{q} = 2^{2^q}$ .

- The **Top Right** box  $TR = [\frac{\bar{\epsilon}}{\bar{\epsilon}+1}, 1]^2$  (in orange in Figure 5).

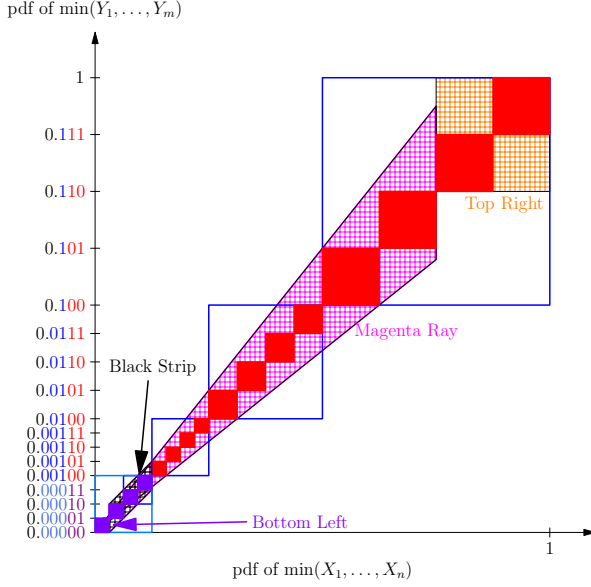


Figure 5: We'll upper bound the collision probability of hyperminhash by dividing it into these four regions of integration: (a) the Top Right orange box, (b), the magenta ray covering intermediate boxes, (c) the black strip covering all but the final purple box, and (d) the final purple subbucket by the origin.

- The magenta triangle from the origin bounded by the lines  $y = \frac{\bar{e}}{\bar{e}+1}x$  and  $y = \frac{\bar{e}+1}{\bar{e}}x$  with  $0 < x < \frac{\bar{e}}{\bar{e}+1}$ , which we will denote  $RAY$ .
- The black strip near the origin covering all the purple boxes except the one on the origin, bounded by the lines  $y = x - \frac{1}{\bar{e}\bar{q}}$ ,  $y = x + \frac{1}{\bar{e}\bar{q}}$ , and  $\frac{1}{\bar{e}\bar{q}} < x < \frac{1}{\bar{q}}$ , which we will denote  $STRIP$ .
- The Bottom Left purple box  $BL = [0, \frac{1}{\bar{e}\bar{q}}]^2$ .

**Lemma 5.** The probability mass contained in the top right square  $\mu(TR) \leq \frac{1}{\bar{e}}$ .

*Proof.* By Equation 7,

$$\begin{aligned} \mu(TR) &= \int_{\frac{\bar{e}}{\bar{e}+1}}^1 \int_{\frac{\bar{e}}{\bar{e}+1}}^1 n(1-x)^{n-1}m(1-y)^{m-1}dydx \\ &= [-(1-x)^n]_{\frac{\bar{e}}{\bar{e}+1}}^1 [-(1-y)^m]_{\frac{\bar{e}}{\bar{e}+1}}^1 = \frac{1}{(\bar{e}+1)^{n+m}} \leq \frac{1}{\bar{e}}. \end{aligned}$$

□

**Lemma 6.** The probability mass contained in the bottom left square near the origin is  $\mu(BL) \leq \frac{n}{\bar{e}\bar{q}}$ .

*Proof.*

$$\begin{aligned} \mu(BL) &= \int_0^{\frac{1}{\bar{e}\bar{q}}} \int_0^{\frac{1}{\bar{e}\bar{q}}} n(1-x)^{n-1}m(1-y)^{m-1}dydx \\ &= [-(1-x)^n]_0^{\frac{1}{\bar{e}\bar{q}}} [-(1-y)^m]_0^{\frac{1}{\bar{e}\bar{q}}} \\ &= \left[1 - \left(1 - \frac{1}{\bar{e}\bar{q}}\right)^n\right] \left[1 - \left(1 - \frac{1}{\bar{e}\bar{q}}\right)^m\right]. \end{aligned}$$

□

For  $n, m < \bar{e}\bar{q}$ , we note that the linear binomial approximation is actually a strict upper bound (trivially verified through the Taylor expansion), so  $\mu(BL) \leq \frac{nm}{\bar{e}^2\bar{q}^2} \leq \frac{n}{\bar{e}\bar{q}}$ . □

**Lemma 7.** The probability mass of the ray from the origin can be bounded  $\mu(RAY) \leq \frac{3}{\bar{e}}$ .

*Proof.* Unfortunately, the ray is not aligned to the axes, so we cannot integrate  $x$  and  $y$  separately.

$$\begin{aligned} \mu(RAY) &= \int_0^{\frac{\bar{e}}{\bar{e}+1}} \int_{\frac{\bar{e}+1}{\bar{e}}x}^{\frac{\bar{e}+1}{\bar{e}}} n(1-x)^{n-1}m(1-y)^{m-1}dydx \\ &= \int_0^{\frac{\bar{e}}{\bar{e}+1}} n(1-x)^{n-1} \left[ \left(1 - \frac{\bar{e}}{\bar{e}+1}x\right)^m - \left(1 - \frac{\bar{e}+1}{\bar{e}}x\right)^m \right] dx \end{aligned}$$

Using the elementary difference of powers formula, note that for  $0 \leq \alpha \leq \beta \leq 1$ ,

$$\alpha^m - \beta^m = (\alpha - \beta) \left( \sum_{i=1}^m \alpha^{m-i} \beta^{i-1} \right) \leq (\alpha - \beta) m \beta^{m-1}.$$

With a bit of symbolic manipulation, we can conclude that

$$\begin{aligned} \mu(RAY) &\leq \int_0^{\frac{\bar{e}}{\bar{e}+1}} n(1-x)^{n-1} \left[ \frac{2\bar{e}+1}{\bar{e}(\bar{e}+1)} x m \left(1 - \frac{\bar{e}}{\bar{e}+1}x\right)^{m-1} \right] dx \\ &\leq \frac{2\bar{e}+1}{\bar{e}(\bar{e}+1)} \int_0^{\frac{\bar{e}}{\bar{e}+1}} nm \left(1 - \frac{\bar{e}}{\bar{e}+1}x\right)^{n+m-2} x dx. \end{aligned}$$

With a straight-forward integration by parts,

$$\begin{aligned} \mu(RAY) &\leq -\frac{2\bar{e}+1}{\bar{e}^2} \cdot \frac{nm}{n+m-1} \cdot \frac{\bar{e}}{\bar{e}+1} \left(1 - \frac{\bar{e}^2}{(\bar{e}+1)^2}\right)^{n+m-1} \\ &\quad - \frac{2\bar{e}+1}{\bar{e}^2} \cdot \frac{nm}{n+m-1} \cdot \frac{\bar{e}+1}{\bar{e}} \cdot \frac{1}{n+m} \left(1 - \frac{\bar{e}^2}{(\bar{e}+1)^2}\right)^{n+m-1} \\ &\quad + \frac{2\bar{e}+1}{\bar{e}^2} \cdot \frac{nm}{n+m-1} \cdot \frac{\bar{e}+1}{\bar{e}} \cdot \frac{1}{n+m} \\ &\leq \frac{(2\bar{e}+1)(\bar{e}+1)}{\bar{e}^3} \cdot \frac{nm}{(n+m)(n+m-1)} \leq \frac{3}{\bar{e}}. \end{aligned}$$

□

**Lemma 8.** The probability mass of the diagonal strip near the origin is  $\mu(STRIP) \leq \frac{2}{\bar{e}}$ .

*Proof.* Using the same integration procedure and difference of powers formula used in the proof of Lemma 7,

$$\begin{aligned} \mu(STRIP) &= \int_{\frac{1}{\bar{e}\bar{q}}}^{\frac{1}{\bar{q}}} \int_{x-\frac{1}{\bar{e}\bar{q}}}^{x+\frac{1}{\bar{e}\bar{q}}} n(1-x)^{n-1}m(1-y)^{m-1}dydx \\ &\leq \frac{2}{\bar{e}\bar{q}} \int_{\frac{1}{\bar{e}\bar{q}}}^{\frac{1}{\bar{q}}} nm \left(1 - x + \frac{1}{\bar{e}\bar{q}}\right)^{n+m-2} dx \\ &= \frac{2}{\bar{e}\bar{q}} \cdot \frac{nm}{n+m-1} \cdot \frac{\bar{e}-1}{\bar{e}\bar{q}} \leq \frac{2}{\bar{e}}. \end{aligned}$$

□

*Proof of Proposition 3.* Summing bounds from Lemmas 5, 6, 7, and 8,  $\mathbb{E}\gamma(n, m) \leq \frac{6}{\bar{e}} + \frac{n}{\bar{e}\bar{q}} = \frac{6}{2^r} + \frac{n}{2^{2q+r}}$ . □

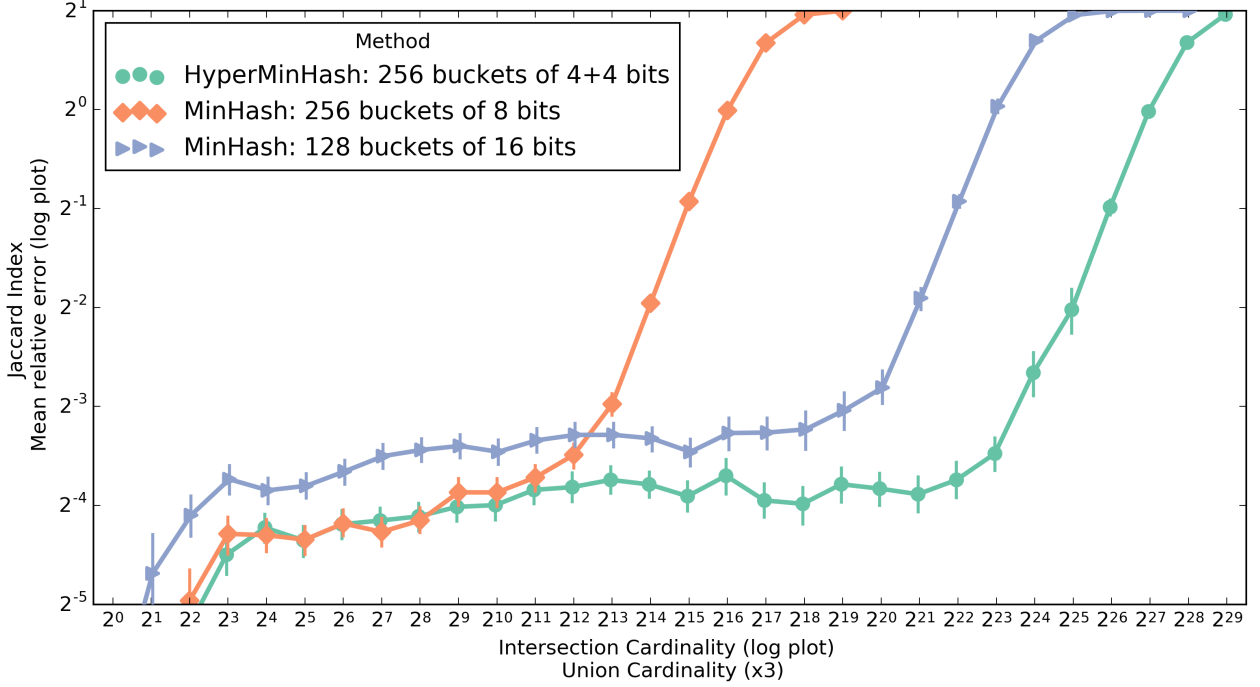


Figure 6: **For a fixed size sketch, HyperMinHash has better accuracy and/or cardinality range than MinHash.** We compare Jaccard index estimation for identically sized sets with Jaccard index of  $1/3$  (i.e. 50% overlap), so the maximum relative error is 2, and plot the mean relative errors without estimated collision correction. (green circle) A 256 byte HyperMinHash sketch, with 256 buckets of 8 bits each, 4 bits of which are allocated to the LogLog counter, Jaccard index estimation remains stable until cardinalities around  $2^{23}$ . (orange diamond) A 256 byte MinHash sketch with 256 buckets of 8 bits each achieves similar accuracy at low cardinalities, but fails once cardinalities approach  $2^{14}$ . (blue triangle) A 256 byte MinHash sketch with 128 buckets of 16 bits can access larger cardinalities of around  $2^{20}$ , but to do so trades off on low-cardinality accuracy.

*Proof of Theorem 1.* Let  $A_i, B_i$  be the  $i$ th partitions of  $A$  and  $B$  respectively. For ease of notation, let's define  $\bar{p} = 2^p$ . Recall that  $C = \sum_{j=0}^{\bar{p}-1} Z_{p,q,r}(A, B, j)$ . We will first bound  $\mathbb{E}Z_{p,q,r}(A, B, j)$  using the same techniques used in Proposition 3. Notice first that  $Z_{p,q,r}(A, B, j)$  effectively rescales the minimum hash values from  $Z_{0,q,r}(A, B, j) = \gamma(n, m)$  down by a factor of  $2^p$ ; i.e. we scale down both the axes in Figure 5 by substituting  $\bar{q} \leftarrow \bar{q}\bar{p}$  in Lemmas 8 and 6. We do not need Lemma 5 because its box is already covered by the Magenta Ray from Lemma 7, which we do not scale. Summing these together, we readily conclude  $\mathbb{E}Z_{p,q,r}(A, B, j) \leq \frac{5}{\bar{q}} + \frac{n}{\bar{q}\bar{p}} = \frac{5}{2^r} + \frac{n}{2^{p+2q+r}}$ . Then by linearity of expectation,  $\mathbb{E}C \leq 2^p \left[ \frac{5}{2^r} + \frac{n}{2^{p+2q+r}} \right]$ .  $\square$

*Proof of Theorem 2.* By conditioning on the multinomial distribution, we can decompose  $C$  into

$$C = \sum_{\substack{\alpha_1 + \dots + \alpha_{\bar{p}} = n \\ \beta_1 + \dots + \beta_{\bar{p}} = m}} \mathbb{1}_{\left( \begin{smallmatrix} \forall i, |A_i| = \alpha_i \\ \forall i, |B_i| = \beta_i \end{smallmatrix} \right)} \sum_{i=0}^{\bar{p}-1} Z_{p,q,r} \left( A, B, j \middle| \begin{smallmatrix} |A_i| = \alpha_i \\ |B_i| = \beta_i \end{smallmatrix} \right).$$

For ease of notation in the following, we will use  $\hat{\alpha}, \hat{\beta}$  to denote the event  $\forall i, |A_i| = \alpha_i$  and  $\forall i, |B_i| = \beta_i$  respectively. Additionally, let  $\hat{Z}(j) = Z_{p,q,r}(A, B, j)$ . So,  $C = \sum_{\hat{\alpha}, \hat{\beta}} \sum_{j=0}^{\bar{p}-1} \mathbb{1}_{\hat{\alpha}, \hat{\beta}} \hat{Z}(j | \hat{\alpha}, \hat{\beta})$ .

Then

$$\text{Var}(C) =$$

$$\sum_{\substack{\hat{\alpha}_1, \hat{\beta}_1 \\ \hat{\alpha}_2, \hat{\beta}_2}}^{\bar{p}-1} \sum_{j_1, j_2=0}^{\bar{p}-1} \text{Cov} \left( \mathbb{1}_{\hat{\alpha}_1, \hat{\beta}_1} \hat{Z}(j_1 | \hat{\alpha}_1, \hat{\beta}_1), \mathbb{1}_{\hat{\alpha}_2, \hat{\beta}_2} \hat{Z}(j_2 | \hat{\alpha}_2, \hat{\beta}_2) \right).$$

But note that for  $(\hat{\alpha}_1, \hat{\beta}_1) \neq (\hat{\alpha}_2, \hat{\beta}_2)$ ,  $\mathbb{1}_{\hat{\alpha}_1, \hat{\beta}_1} = 1 \implies \mathbb{1}_{\hat{\alpha}_2, \hat{\beta}_2} = 0$  and vice versa, because they are disjoint indicator variables. As such, for  $(\hat{\alpha}_1, \hat{\beta}_1) \neq (\hat{\alpha}_2, \hat{\beta}_2)$ ,

$$\text{Cov} \left( \mathbb{1}_{\hat{\alpha}_1, \hat{\beta}_1} \hat{Z}(j_1 | \hat{\alpha}_1, \hat{\beta}_1), \mathbb{1}_{\hat{\alpha}_2, \hat{\beta}_2} \hat{Z}(j_2 | \hat{\alpha}_2, \hat{\beta}_2) \right) \leq 0,$$

implying that

$$\begin{aligned} \text{Var}(C) &\leq \sum_{\hat{\alpha}, \hat{\beta}} \sum_{j_1, j_2=0}^{\bar{p}-1} \text{Cov} \left( \mathbb{1}_{\hat{\alpha}, \hat{\beta}} \hat{Z}(j_1 | \hat{\alpha}, \hat{\beta}), \mathbb{1}_{\hat{\alpha}, \hat{\beta}} \hat{Z}(j_2 | \hat{\alpha}, \hat{\beta}) \right) \\ &= \sum_{\hat{\alpha}, \hat{\beta}} \sum_{j=0}^{\bar{p}-1} \text{Var} \left( \mathbb{1}_{\hat{\alpha}, \hat{\beta}} \hat{Z}(j | \hat{\alpha}, \hat{\beta}) \right) \\ &\quad + \sum_{\hat{\alpha}, \hat{\beta}} \sum_{\substack{j_1 \neq j_2 \\ 0 \leq j_1 \leq \bar{p}-1 \\ 0 \leq j_2 \leq \bar{p}-1}} \text{Cov} \left( \mathbb{1}_{\hat{\alpha}, \hat{\beta}} \hat{Z}(j_1 | \hat{\alpha}, \hat{\beta}), \mathbb{1}_{\hat{\alpha}, \hat{\beta}} \hat{Z}(j_2 | \hat{\alpha}, \hat{\beta}) \right). \end{aligned}$$



Note that the first term can be simplified, recalling that  $\hat{Z}$  is a  $\{0,1\}$  Bernoulli r.v., so

$$\begin{aligned} & \sum_{j=0}^{\bar{p}-1} \text{Var} \left( \mathbb{1}_{\hat{\alpha}, \hat{\beta}} \hat{Z} \left( j | \hat{\alpha}, \hat{\beta} \right) \right) \\ &= \sum_{j=0}^{\bar{p}-1} \text{Var} \left( \hat{Z}(j) \right) \leq \sum_{j=0}^{\bar{p}-1} \mathbb{E} \left[ \hat{Z}(j) \right] = \mathbb{E}C. \end{aligned}$$

Moving on, from the covariance formula, for independent random variables  $X_1, X_2, Y$ ,

$$\begin{aligned} \text{Cov}(X_1 Y, X_2 Y) &= \mathbb{E}[X_1 X_2 Y^2] - \mathbb{E}[X_1 Y] \mathbb{E}[X_2 Y] \\ &= \mathbb{E}[X_1] \mathbb{E}[X_2] (\mathbb{E}[Y^2] - \mathbb{E}[Y]^2) \\ &= \mathbb{E}[X_1] \mathbb{E}[X_2] \text{Var}(Y) \end{aligned}$$

Thus the second term of the summation can be bounded as follows:

$$\begin{aligned} & \sum_{\hat{\alpha}, \hat{\beta}} \sum_{\substack{j_1 \neq j_2 \\ 0 \leq j_1 \leq \bar{p}-1 \\ 0 \leq j_2 \leq \bar{p}-1}} \text{Cov} \left( \mathbb{1}_{\hat{\alpha}, \hat{\beta}} \hat{Z} \left( j_1 | \hat{\alpha}, \hat{\beta} \right), \mathbb{1}_{\hat{\alpha}, \hat{\beta}} \hat{Z} \left( j_2 | \hat{\alpha}, \hat{\beta} \right) \right) \\ &= \sum_{\hat{\alpha}, \hat{\beta}} \sum_{\substack{j_1 \neq j_2 \\ 0 \leq j_1 \leq \bar{p}-1 \\ 0 \leq j_2 \leq \bar{p}-1}} \mathbb{E} \left[ \hat{Z} \left( j_1 | \hat{\alpha}, \hat{\beta} \right) \right] \mathbb{E} \left[ \hat{Z} \left( j_2 | \hat{\alpha}, \hat{\beta} \right) \right] \text{Var} \left( \mathbb{1}_{\hat{\alpha}, \hat{\beta}} \right) \\ &\leq \sum_{\hat{\alpha}, \hat{\beta}} \sum_{j_1=0}^{\bar{p}-1} \sum_{j_2=0}^{\bar{p}-1} \mathbb{E} \left[ \hat{Z} \left( j_1 | \hat{\alpha}, \hat{\beta} \right) \right] \mathbb{E} \left[ \hat{Z} \left( j_2 | \hat{\alpha}, \hat{\beta} \right) \right] \text{Var} \left( \mathbb{1}_{\hat{\alpha}, \hat{\beta}} \right) \\ &= \sum_{\hat{\alpha}, \hat{\beta}} \mathbb{E} \left[ C | \hat{\alpha}, \hat{\beta} \right]^2 \text{Var} \left( \mathbb{1}_{\hat{\alpha}, \hat{\beta}} \right) \\ &= \sum_{\hat{\alpha}, \hat{\beta}} \mathbb{E} \left[ C | \hat{\alpha}, \hat{\beta} \right]^2 \mathbb{P} \left( \hat{\alpha}, \hat{\beta} \right) \left( 1 - \mathbb{P} \left( \hat{\alpha}, \hat{\beta} \right) \right) \\ &\leq \sum_{\hat{\alpha}, \hat{\beta}} \mathbb{E} \left[ C | \hat{\alpha}, \hat{\beta} \right]^2 \mathbb{P} \left( \hat{\alpha}, \hat{\beta} \right) = \mathbb{E}[C]^2 \end{aligned}$$

We conclude that  $\text{Var}(C) \leq \mathbb{E}[C]^2 + \mathbb{E}[C]$ .  $\square$

Note that Theorem 2 implies that the standard deviation of the number of collisions is about the same as the number of collisions itself, as bounded in Theorem 1. For Jaccard index  $t = J(A, B)$ , the absolute error caused by minimum hash collisions is then approximately

$$\frac{\mathbb{E}C}{2^p} = \frac{5}{2^r} + \frac{n}{2^{p+2^q+r}}.$$

So long as  $n < 2^{2^q}$ , the second term is bounded by  $1/2^r$ . Then, the absolute error in the Jaccard index estimation from collisions is bounded by  $6/2^r$ , where the constant 6 is a gross overestimate (empirically, the constant seems closer to 1). For any desired relative error  $\epsilon$ , we then need only let

$$r > \log \frac{6}{\epsilon t}.$$

Of course, for relative error  $\epsilon$ , this then implies that HyperMinHash needs  $O(\log \log n + \log(1/\epsilon t))$  bits per bucket. Additionally, note that  $\epsilon^{-2}$  buckets are needed to control the error, completing our proof that HyperMinHash requires  $O(\epsilon^{-2} (\log \log n + \log \frac{1}{\epsilon t}))$  bits of space.

## 4. EXPERIMENTAL VALIDATION

For completeness, we give experimental validation for the behavior of Jaccard index estimation on raw (Hyper)MinHash sketches with no expected error collision. In Figure 6, we allocate 256 bytes for two standard MinHash sketch and a HyperMinHash sketch. For fixed sketch size and cardinality range, HyperMinHash is more accurate; or, for fixed sketch size and bucket number, HyperMinHash can access exponentially larger set cardinalities. Pseudocode and a Python implementation are available respectively in the appendix and on Github (<https://github.com/yunwilliamyu/hyperminhash>).

## 5. DISCUSSION AND CONCLUSION

We have introduced HyperMinHash, a compressed version of the MinHash sketch in log log space, and made available a prototype Python implementation at <https://github.com/yunwilliamyu/hyperminhash>. It can be thought of as a compression scheme for MinHash that reduces the number of bits per bucket to  $\log \log(n)$  from  $\log(n)$  by using insights from HyperLogLog and  $b$ -bit MinHash. As with the original MinHash, it retains variance on the order of  $k/t$ , where  $k$  is the number of buckets and  $t$  is the Jaccard index between two sets. However, it also introduces  $1/l^2$  variance, where  $l = 2^r$ , because of the increased number of collisions.

For practical parameters of  $p = 15, q = 6, r = 10$ , the HyperMinHash sketch will use up 64KiB memory per set, and allow for estimating Jaccard indices of 0.01 for set cardinalities on the order of  $10^{19}$  with accuracy around 5%. HyperMinHash is to our knowledge the first practical streaming summary sketch capable of directly estimating union cardinality, Jaccard index, and intersection cardinality in log log space, able to be applied to arbitrary Boolean formulas in conjunctive normal form with error rates bounded by the final result size.

There remain however many theoretical improvements to be made, especially in removing the requirement of a random oracle. Notably, the KNW sketch [15] sketch improves HyperLogLog to using constant size buckets and a double logarithmic offset, while also using limited randomness. Similarly, Feigenblat, et al. introduce d-k-min-wise hash functions to reduce the amount of necessary randomness for a bottom-k MinHash sketch [11]. We envision that their techniques can be extended to HyperMinHash to further reduce space complexity, though possibly at the cost of practical implementation. Indeed, we believe that HyperMinHash as presented in this manuscript will already be of great practical benefit for Boolean queries on large databases.

## 6. ACKNOWLEDGMENTS

This study was supported by National Institutes of Health (NIH) Big Data to Knowledge (BD2K) awards U54HG007963 from the National Human Genome Research Institute (NHGRI) and U01CA198934 from the National Cancer Institute (NCI). The funders had no role in study design, data collection and analysis, decision to publish, or preparation of the manuscript. We thank Daphne Ippolito and Adam Sealfon for useful comments and advice, and Seif Lotfy for finding a minor bug in our pseudocode. We also are indebted to all of our reviewers, who kindly but firmly pointed out missing references and hidden assumptions in a previous draft of this manuscript.



## 7. REFERENCES

- [1] Y. Bachrach and E. Porat. Fast pseudo-random fingerprints. *arXiv preprint arXiv:1009.5791*, 2010.
- [2] Y. Bachrach and E. Porat. Fingerprints for highly similar streams. *Information and Computation*, 244:113–121, 2015.
- [3] Z. Bar-Yossef, T. Jayram, R. Kumar, D. Sivakumar, and L. Trevisan. Counting distinct elements in a data stream. In *International Workshop on Randomization and Approximation Techniques in Computer Science*, pages 1–10. Springer, 2002.
- [4] A. Z. Broder. On the resemblance and containment of documents. In *Compression and Complexity of Sequences 1997. Proceedings*, pages 21–29. IEEE, 1997.
- [5] E. Cohen. Min-hash sketches., 2016.
- [6] E. Cohen. Hyperloglog hyperextended: Sketches for concave sublinear frequency statistics. In *Proceedings of the 23rd ACM SIGKDD International Conference on Knowledge Discovery and Data Mining*, pages 105–114. ACM, 2017.
- [7] M. Durand and P. Flajolet. Loglog counting of large cardinalities. In *European Symposium on Algorithms*, pages 605–617. Springer, 2003.
- [8] O. Ertl. New cardinality estimation algorithms for hyperloglog sketches. *arXiv preprint arXiv:1702.01284*, 2017.
- [9] O. Ertl. New cardinality estimation methods for hyperloglog sketches. *arXiv preprint arXiv:1706.07290*, 2017.
- [10] G. Feigenblat, E. Porat, and A. Shiftan. Exponential time improvement for min-wise based algorithms. In *Proceedings of the twenty-second annual ACM-SIAM symposium on Discrete Algorithms*, pages 57–66. SIAM, 2011.
- [11] G. Feigenblat, E. Porat, and A. Shiftan. dk-min-wise independent family of hash functions. *Journal of Computer and System Sciences*, 84:171–184, 2017.
- [12] P. Flajolet. Counting by coin tossings. In *Advances in Computer Science-ASIAN 2004. Higher-Level Decision Making*, pages 1–12. Springer, 2004.
- [13] P. Flajolet, É. Fusy, O. Gandouet, and F. Meunier. Hyperloglog: the analysis of a near-optimal cardinality estimation algorithm. In *AofA: Analysis of Algorithms*, pages 137–156. Discrete Mathematics and Theoretical Computer Science, 2007.
- [14] P. Jaccard. Lois de distribution florale dans la zone alpine. *Bull Soc Vaudoise Sci Nat*, 38:69–130, 1902.
- [15] D. M. Kane, J. Nelson, and D. P. Woodruff. An optimal algorithm for the distinct elements problem. In *Proceedings of the twenty-ninth ACM SIGMOD-SIGACT-SIGART symposium on Principles of database systems*, pages 41–52. ACM, 2010.
- [16] P. Li and C. König. b-bit minwise hashing. In *Proceedings of the 19th international conference on World wide web*, pages 671–680. ACM, 2010.
- [17] P. Li, A. Owen, and C.-H. Zhang. One permutation hashing. In *Advances in Neural Information Processing Systems*, pages 3113–3121, 2012.
- [18] R. Pagh, M. Stöckel, and D. P. Woodruff. Is min-wise hashing optimal for summarizing set intersection? In *Proceedings of the 33rd ACM SIGMOD-SIGACT-SIGART symposium on Principles of database systems*, pages 109–120. ACM, 2014.
- [19] M. Thorup. Bottom-k and priority sampling, set similarity and subset sums with minimal independence. In *Proceedings of the forty-fifth annual ACM symposium on Theory of computing*, pages 371–380. ACM, 2013.

## APPENDIX

### A. HYPERMINHASH IN PRACTICE

Here, we present full algorithms to match a naive implementation of HyperMinHash as described in the previous Theory section. A Python implementation by the authors of this paper is available at <https://github.com/yunwilliamyu/hyperminhash>. Additionally, a Go implementation based on this pseudocode was kindly provided by Seif Lotfy at <https://github.com/axiomhq/hyperminhash>.

---

**Algorithm 1** HyperMinHash sketch.

---

```

1: Let  $h_1, h_2, h_3 : D \rightarrow [0, 1] \equiv \{0, 1\}^\infty$  be three independent hash functions hashing data from domain  $D$  to the binary domain. (In practice, we generally use a single Hash function, e.g. SHA-1, and use different sets of bits for each of the three hashes).
2: Let  $\rho(s)$ , for  $s \in \{0, 1\}^\infty$  be the position of the left-most 1-bit ( $\rho(0001\cdots) = 4$ ).
3: Let  $\sigma(s, n)$  for  $s \in \{0, 1\}^\infty$  be the left-most  $n$  bits of  $s$  ( $\sigma(01011\cdots, 5) = 01011$ ).
4: function HYPERMINHASH( $A, p, q, r$ )
5:   Let  $\hat{h}_1(x) = \sigma(h_1(x), p)$ .
6:   Let  $\hat{h}_2(x) = \min(\rho(h_1(x)), 2^q)$ .
7:   Let  $\hat{h}_3(x) = \sigma(h_3(x), r)$ .
8:   Initialize  $2^p$  tuples  $B_1 = B_2 = \cdots = B_{2^p} = (0, 0)$ .
9:   for  $a \in A$  do
10:     if  $B_{\hat{h}_1(a)}[0] < \hat{h}_2(a)$  then
11:        $B_{\hat{h}_1(a)} \leftarrow (\hat{h}_2(a), \hat{h}_3(a))$ 
12:     else
13:       if  $B_{\hat{h}_1(a)}[0] = \hat{h}_2(a)$  and  $B_{\hat{h}_1(a)}[1] > \hat{h}_3(a)$ 
14:          $B_{\hat{h}_1(a)} \leftarrow (\hat{h}_2(a), \hat{h}_3(a))$ 
15:       end if
16:     end if
17:   end for
18:   return  $B_1, \dots, B_{2^p}$  as  $B$ 
19: end function

```

---



---

**Algorithm 2** HyperMinHash Union

---

```

function UNION( $S, T$ )
  assert  $|S| = |T|$ 
  for  $i \in \{1, \dots, |S|\}$  do
    Initialize  $|S|$  tuples  $B_1 = B_2 = \cdots = B_{|S|} = (0, 0)$ .
    if  $S_i[0] > T_i[0]$  then
       $B_i \leftarrow S_i$ 
    else if  $S_i[0] < T_i[0]$  then
       $B_i \leftarrow T_i$ 
    else if  $S_i[0] = T_i[0]$  then
      if  $S_i[1] < T_i[1]$  then
         $B_i \leftarrow S_i$ 
      else
         $B_i \leftarrow T_i$ 
      end if
    end if
  end for
  return  $B_1, \dots, B_{2^p}$  as  $B$ 
end function

```

---



---

**Algorithm 3** Estimate Cardinality. Note that the left parts of the buckets can be passed directly into a HyperLogLog estimator. We can also use other  $k$ -minimum value count-distinct cardinality estimators, which we empirically found useful for large cardinalities.

---

```

function ESTIMATECARDINALITY( $S, p, q, r$ )
  Initialize  $|S|$  integer registers  $b_1 = b_2 = \cdots = b_{|S|} = 0$ .
  for  $i \in \{1, \dots, |S|\}$  do
     $b_i \leftarrow S_i[0]$ 
  end for
   $R \leftarrow \text{HYPERLOGLOGCARDINALITYESTIMATOR}(\{b_i\}, q)$ 
  if  $R < 1024|S|$  then
    return  $R$ 
  else
    Initialize  $|S|$  real registers  $r_1, \dots, r_{|S|}$ .
    for  $i \in \{1, \dots, |S|\}$  do
       $r_i \leftarrow 2^{-S_i[0]} \cdot \left(1 + \frac{S_i[1]}{2^r}\right)$ 
    end for
    if  $\sum r_i = 0$  then
      return  $\infty$ 
    else
      return  $|S|^2 / \sum r_i$ 
    end if
  end if
end function

```

---



---

**Algorithm 4** Compute Jaccard Index. Note that the correction factor  $\mathbb{EC}$  is generally not needed, except for really small Jaccard index. Additionally, for most practical purposes, it is safe to substitute APPROXEXPECTEDCOLLISIONS for EXPECTEDCOLLISIONS.

---

```

function JACCARDINDEX( $S, T, p, q, r$ )
  assert  $|S| = |T|$ 
   $C \leftarrow 0, N \leftarrow 0$ 
  for  $i \in \{1, \dots, |S|\}$  do
    if  $S_i = T_i$  and  $S_i \neq (0, 0)$  then
       $C \leftarrow C + 1$ 
    end if
    if  $S_i \neq (0, 0)$  or  $T_i \neq (0, 0)$  then
       $N \leftarrow N + 1$ 
    end if
  end for
   $n \leftarrow \text{ESTIMATECARDINALITY}(S, q)$ 
   $m \leftarrow \text{ESTIMATECARDINALITY}(T, q)$ 
   $\mathbb{EC} \leftarrow [\text{APPROX}] \text{EXPECTEDCOLLISIONS}(n, m, p, q, r)$ 
  return  $(C - \mathbb{EC}) / N$ 
end function

```

---

**Algorithm 5** Expected collisions. Note that because of floating point error, BigInts must be used for large  $n$  and  $m$ .

---

```

function EXPECTEDCOLLISIONS( $n, m, p, q, r$ )
   $x \leftarrow 0$ 
  for  $i \in \{1, \dots, 2^q\}$  do
    for  $j \in \{1, \dots, 2^r\}$  do
      if  $i \neq 2^q$  then
         $b_1 \leftarrow \frac{2^r+j}{2^{p+r+i}}, \quad b_2 \leftarrow \frac{2^r+j+1}{2^{p+r+i}}$ 
      else
         $b_1 \leftarrow \frac{j}{2^{p+r+i-1}}, \quad b_2 \leftarrow \frac{j+1}{2^{p+r+i-1}}$ 
      end if
       $Pr_x \leftarrow (1 - b_2)^n - (1 - b_1)^n$ 
       $Pr_y \leftarrow (1 - b_2)^m - (1 - b_1)^m$ 
       $x \leftarrow x + Pr_x Pr_y$ 
    end for
  end for
  return  $x \cdot 2^p$ 
end function

```

---

**Algorithm 6** Fast numerically stable approximation to Algorithm 5. Generally underestimates collisions.

---

```

function APPROXEXPECTEDCOLLISIONS( $n, m, p, q, r$ )
  if  $n < m$  then
    SWAP( $x, y$ )
  end if
  if  $n > 2^{2^q+r}$  then
    return ERROR: cardinality too large for approx-
    imation.
  else if  $n > 2^{p+5}$  then
     $\phi \leftarrow \frac{4nm}{(1+n/m)^2}$ 
    return  $0.169919487159739093975315012348 \cdot$ 
     $2^{p-r} \phi$ 
  else
    return EXPECTEDCOLLISIONS( $n, m, p, q, 0$ )  $\cdot 2^{-r}$ 
  end if
  return  $x \cdot 2^p$ 
end function

```

---

## A.1 Implementation optimizations

We recommend several optimizations for practical implementations of HyperMinHash. First, it is mathematically equivalent to:

1. Pack the hashed tuple into a single word; this enables

Jaccard index computation while using only one comparison per bucket instead of two.

2. Use the max instead of min of the subbuckets. This allows us take the union of two sketches while using only one comparison per bucket.

These recommendations should be self-explanatory, and are simply minor engineering optimizations, which we do not use in our prototyping, as they do not affect accuracy.

However, while we can exactly compute the number of expected collisions through Lemma 4, this computation is slow and often results in floating point errors unless BigInts are used because Algorithm 5 is exponential in  $r$ . In practice, two ready solutions present themselves:

1. We can ignore the bias and simply add it to the error. As the bias and standard deviation of the error are the same order of magnitude, this only doubles the absolute error in the estimation of Jaccard index. For large Jaccard indexes, this does not matter.
2. We also present a fast, numerically stable, algorithm to approximate the expected number of collisions (Algorithm 6).

We can however approximate the number of expected collisions using the following procedure, which is empirically asymptotically correct (Algorithm 6):

1. For  $n < 2^{p+5}$ , we approximate by taking the number of expected HyperLogLog collisions and dividing it by  $2^r$ . In each HyperLogLog box, we are interested in collisions along  $2^r$  boxes along the diagonal 4. For this approximation, we simply assume that the joint probability density function is almost uniform within the box; this is not completely accurate, but pretty close in practice.
2. For  $2^{p+5} < n < 2^{2^q+p}$ , we noted empirically that the expected number of collisions approached  $0.1699 \cdot 2^{p-r}$  for  $n = m$  as  $n \rightarrow \infty$ . Furthermore, the number of collisions is dependent on  $n$  and  $m$  by a factor of  $\frac{4nm}{(n+m)(n+m-1)}$  from 7, which for  $n, m \gg 1$  can be approximated by  $\frac{4n/m}{(1+(n/m)^2)}$ . This approximation is primarily needed because of floating point errors when  $n \rightarrow \infty$ .
3. Unfortunately, around  $n > 2^{2^q+p}$ , the number of collisions starts increasing and these approximations fail. However, note that for reasonable values of  $q = 6, p = 15$ , this problem only appears when  $n > 2^{89} \approx 10^{26}$ .