

# Pairing and chiral spin density wave instabilities on the honeycomb lattice: a comparative quantum Monte Carlo study

Tao Ying<sup>1,2</sup> and Stefan Wessel<sup>1</sup>

<sup>1</sup>*Institut für Theoretische Festkörperphysik, JARA-FIT and JARA-HPC,  
RWTH Aachen University, 52056 Aachen, Germany and*

<sup>2</sup>*Department of Physics, Harbin Institute of Technology, 150001 Harbin, China*  
(Dated: September 19, 2018)

Using finite-temperature determinantal quantum Monte Carlo calculations, we re-examine the pairing susceptibilities in the Hubbard model on the honeycomb lattice, focusing on doping levels onto and away from the van Hove singularity (VHS) filling. For this purpose, electronic densities of 0.75 (at the hole-doping VHS) and 0.4 (well below the VHS) are considered in detail, where due to a severe sign problem at strong coupling strengths, we focus on the weak interaction region of the Hubbard model Hamiltonian. From analyzing the temperature dependence of pairing susceptibilities in various symmetry channels, we find the singlet  $d+id$ -wave to be the dominant pairing channel both at and away from the VHS filling. We furthermore investigate the electronic susceptibility to a specific chiral spin density wave (SDW) order, which we find to be similarly relevant at the VHS, while it extenuates upon doping away from the VHS filling.

PACS numbers:

## I. INTRODUCTION

In recent years, graphene<sup>1–3</sup> has attracted a lot of attentions, due to its unusual electronic properties. At charge neutrality, corresponding to a half-filled lattice in the Hubbard model description of graphene's  $\pi$ -electron system, a vanishing density of states at the Fermi level (the Dirac points) renders a semi-metallic state stable against instabilities from electron-electron interactions, even in the intermediate coupling regime<sup>4–7</sup>. In contrast, upon doping well away from the Dirac points through chemical doping<sup>8</sup> or electrical gating<sup>9</sup>, correlation effects are expected to no longer be limited to the strong interaction regime. Indeed, various possible phases, such as superconducting instabilities, magnetism or charge/spin density waves have been considered to emerge in doped graphene: Several theoretical studies focused on superconducting states of correlated electrons on the honeycomb lattice of graphene, mainly within a local Hubbard model description<sup>10</sup>. Based on mean field theory, Black-Schaffer *et al.*<sup>11</sup>, suggest that graphene may become a  $d+id$ -wave superconductor over a wide range of doping, while Uchoa *et al.*<sup>12</sup> suggest extended  $s$ -wave and  $p+ip$ -wave pairing states. Functional renormalization group (fRG) theory calculations proposed  $f$ -wave and  $d+id$ -wave instabilities<sup>13</sup>, and variational Monte Carlo<sup>14,15</sup> and auxiliary-field quantum Monte Carlo study<sup>16</sup> both support  $d+id$ -wave pairing, while a variational cluster approximation and a cellular dynamical mean-field theory study<sup>17</sup> suggests a  $p+ip$  pairing symmetry. In general, this problem is thus far from having reached a conclusion. An even more peculiar condition is obtained upon doping the electronic system onto the van Hove singularity (VHS), where the non-interacting extended Fermi surface exhibits perfect nesting. As a consequence, the pairing mechanism may be different from the one at more generic doping levels<sup>18,19</sup>, and furthermore the electronic system

might even host other types of orders, such as a Pomeranchuk instability<sup>20</sup> or a chiral spin density wave (SDW) order<sup>21</sup>. Different scenarios have indeed been proposed: A renormalization group study finds  $d+id$  pairing at the VHS filling in the weak coupling limit<sup>22</sup>. Using an fRG approach, Wang *et al.* obtained a chiral SDW in the intermediate interaction region at the VHS filling, while  $d+id$  pairing was obtained away from the VHS<sup>23</sup>. Another fRG study reports possible  $d+id$  or SDW instabilities in the intermediate interaction region at the VHS, and  $d+id$  or  $f$ -wave pairing away from the VHS<sup>24</sup>. More recently a dynamic cluster approximation study suggests that the  $d+id$ -wave pairing state dominates in the weak-coupling regime, while for stronger interactions, a  $p+ip$ -wave state strongly competes with the  $d+id$ -wave state<sup>25</sup>. However, in this study, SDW instabilities have not been considered. This states of affairs motivates us to examine this problem using finite-temperature determinantal quantum Monte Carlo (FT-DQMC), an essentially unbiased numerical algorithm. The rest of this paper is organized as follows: In Sec. II, we introduce the model that we consider and outline the FT-DQMC approach. Then we analyze in Sec. III various pairing channels of superconducting instabilities, while in Sec. IV, we consider the chiral SDW instability and contrast its behavior to other magnetic ordering channels. Finally, we summarize our results in Sec. V.

## II. MODEL AND METHOD

In this paper, we examine the effective pairing susceptibility for various different pairing channels, and identify the dominant pairing channel for doping levels onto and away from the VHS. Moreover, we also consider the chiral SDW instability that was proposed by Li<sup>21</sup>, and examine, to what extent this chiral SDW instability ef-

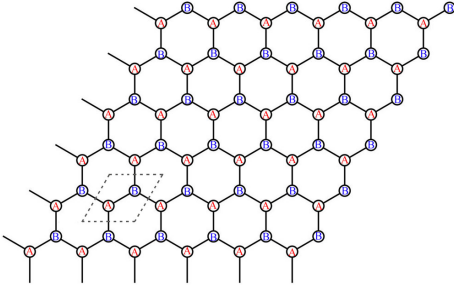


FIG. 1: (Color online) Rhombic honeycomb lattice geometry for  $L = 6$ , with  $N_s = 72$  sites. Dashed lines enclose the two-site unit cells, and the bipartite sublattice structure is indicated by site-centered letters  $A$  and  $B$ .

fects the behavior at the VHS filling and upon doping away from the VHS point. For this analysis, we consider the Hubbard model on the honeycomb lattice to describe the doped graphene system. This model is given in terms of the Hamiltonian

$$H = -t \sum_{\langle \mathbf{i}, \mathbf{j} \rangle \sigma} (c_{\mathbf{i}\sigma}^\dagger c_{\mathbf{j}\sigma} + c_{\mathbf{j}\sigma}^\dagger c_{\mathbf{i}\sigma}) + U \sum_{\mathbf{i}} n_{\mathbf{i}\uparrow} n_{\mathbf{i}\downarrow} - \mu \sum_{\mathbf{i}} (n_{\mathbf{i}\uparrow} + n_{\mathbf{i}\downarrow}), \quad (1)$$

where  $t$  is the fermion hopping amplitude between nearest neighbor sites on the honeycomb lattice (here,  $\mathbf{i}$  and  $\mathbf{j}$  denote lattice vectors),  $U$  denotes an onsite repulsion, and  $\mu$  the chemical potential that allows to tune the electron density, denoted  $\rho$  in the following. We work in units of  $t = 1$  in the following.

The numerical algorithm used in this paper is the finite-temperature determinantal quantum Monte Carlo (FT-DQMC) method<sup>26,27</sup>. We consider finite rhombic clusters of the bipartite honeycomb lattice with periodic boundary conditions and with  $N_s = L \times L \times 2$  lattice sites, mainly for  $L = 6$  and  $L = 12$  in order to ensure that both the  $K$  (Dirac) and the  $M$  points of the hexagonal Brillouin zone are included in the discrete lattice momentum space. Close to the VHS filling, we also consider other even linear system sizes such as  $L = 10$  and  $L = 14$  (for  $L$  even, the  $M$  points are included in the discrete lattice momentum space). The finite lattice geometry for  $L = 6$  in real space is shown in Fig. 1. The simulations were performed at finite temperatures, and we then analyzed the observed tendencies upon lowering the temperature. In the following, we are mainly interested in the doping level of the VHS, where the electron density is  $\rho = 0.75$  or  $\rho = 1.25$ . Due to particle-hole symmetry, we considered the case of  $\rho = 0.75$  explicitly.

However, upon doping beyond half-filling, the FT-DQMC method suffers from a severe sign problem, which worsens upon lowering the temperature and increasing the interaction strength<sup>28</sup>. To quantify the sign-problem of the FT-DQMC in the relevant parameter regime, we show in Fig. 2 the dependence of the average sign,  $\langle \text{sign} \rangle$ , on the interaction strength  $U$ , the density  $\rho$ , and the

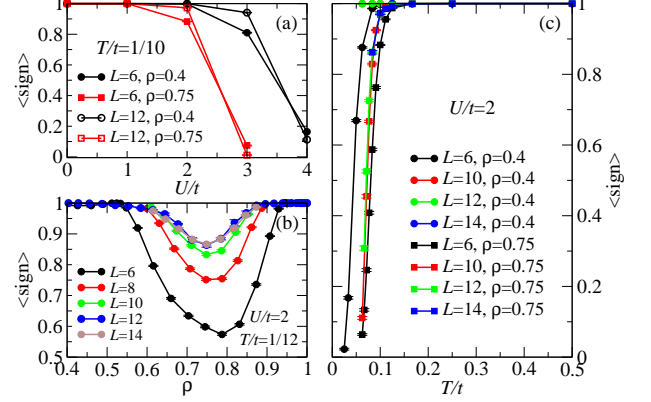


FIG. 2: (Color online) The average FT-DQMC sign,  $\langle \text{sign} \rangle$ , for different lattice sizes as a function of (a) interaction strength  $U$ , (b) density  $\rho$  and (c) temperature  $T$ .

temperature  $T$  for different lattice sizes. As Monte Carlo errors decrease with the square root of the number of independent samples, it is necessary to run a simulation code 100 times longer to compensate, for example, for an average sign of 0.1. Figure 2 (a) shows that at the VHS filling of  $\rho = 0.75$ , the average sign rapidly drops to values below 0.1 beyond  $U = 2t$  at the considered temperature of  $T/t = 1/10$ . Furthermore, a dip in  $\langle \text{sign} \rangle$  at the VHS filling of  $\rho = 0.75$  is seen in the density dependence of  $\langle \text{sign} \rangle$  in Fig. 2 (b) for  $U/t = 2$ . For the considered temperature of  $T/t = 1/12$ , this dip is more pronounced for the smaller system sizes, while the average sign appears to converge upon increasing  $L$  at this fixed temperature to a still conveniently large value. However, as seen from Fig. 2 (c), the average sign shows a rapid drop with decreasing temperature also for  $U/t = 2$ , which restricts us from accessing true ground-state properties on large systems near the VHS filling.

Hence, depending on the doping level, and in particular near the VHS filling, we restricted our investigation to the weak to intermediate interaction regime, in order to still access low temperatures that allow us to identify the onset of divergences in the pairing or magnetic susceptibilities. Furthermore, in order to compare the results for the VHS filling with those at more generic fillings, we also performed further simulations at  $\rho = 0.4$ , i.e., a doping level far below the VHS filling, and where the sign problem is less severe, and we can extend a bit further towards the stronger interaction regime.

### III. PAIRING CORRELATIONS

In order to probe for superconducting instabilities, we examine the system's susceptibility towards various previously proposed pairing channels for this model. In par-

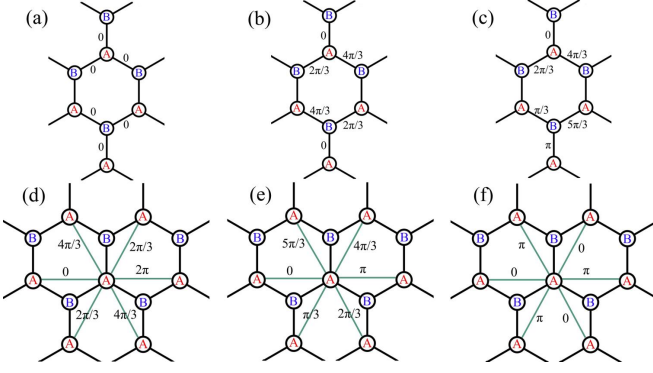


FIG. 3: (Color online) Phases of the considered pairing channels along the corresponding directions on the honeycomb lattice: (a) NN extended  $s$ -wave, (b) NN  $d + id$ -wave, (c) NN  $p + ip$ -wave, (d) NNN  $d + id$ -wave, (e) NNN  $p + ip$ -wave and (f) NNN  $f$ -wave.

ticular, we consider the nearest-neighbor (NN) extended  $s$ -wave,  $d + id$ -wave and  $p + ip$ -wave pairing correlations, and consider also next-nearest-neighbor (NNN)  $d + id$ -wave,  $p + ip$ -wave and  $f$ -wave pairings. In real space, these different pairing channels are given in terms of appropriate form factors,

$$\begin{aligned} f_{\text{NN},es}(\delta_l) &= 1, \\ f_{\text{NN},d+id}(\delta_l) &= e^{i(l-1)\frac{2\pi}{3}}, \\ f_{\text{NN},p+ip}(\delta_l) &= e^{i(l-1)\frac{2\pi}{3} + \epsilon_s i\pi}, \\ f_{\text{NNN},d+id}(\delta'_l) &= e^{i(l-1)\frac{2\pi}{3}}, \\ f_{\text{NNN},p+ip}(\delta'_l) &= e^{i(l-1)\frac{\pi}{3}}, \\ f_{\text{NNN},f}(\delta'_l) &= e^{i\frac{1+(-1)^l}{2}\pi}. \end{aligned} \quad (2)$$

where the vectors  $\delta_l, l = 1, 2, 3$  ( $\delta'_l, l = 1, 2, \dots, 6$ ) denote the different NN (NNN) lattice directions from a given lattice site, and  $\epsilon_s = 0$  (1) for sites on the A (B) sublattice. Figure 3 shows these various form factors explicitly. In the spin sector, the  $s$ - and  $d$ -waves are singlet states, while  $p$ - and  $f$ -waves are triplet states. The corresponding local pairing operators are thus given as

$$\Delta_{\alpha\mathbf{i}} = \frac{1}{\sqrt{N_\alpha}} \sum_l f_\alpha(\delta'_l) (c_{\mathbf{i}\uparrow} c_{\mathbf{i}+\delta'_l\downarrow} \pm c_{\mathbf{i}\downarrow} c_{\mathbf{i}+\delta'_l\uparrow}), \quad (3)$$

where  $+$  ( $-$ ) for triplet (singlet) pairing, and  $N_\alpha$  are the corresponding normalization factors, with  $N_\alpha = 3$  ( $N_\alpha = 6$ ) for the NN (NNN) channels.

Within the QMC simulations, we can directly access the temperature dependence of the pairing susceptibilities for the various channels,

$$P_\alpha = \frac{1}{N_s} \sum_{\mathbf{i}, \mathbf{j}} \int_0^\beta d\tau \langle \Delta_{\alpha\mathbf{i}}^\dagger(\tau) \Delta_{\alpha\mathbf{j}}(0) \rangle, \quad (4)$$

where  $\Delta_{\alpha\mathbf{i}}^\dagger(\tau) = e^{\tau H} \Delta_{\alpha\mathbf{i}}^\dagger(0) e^{-\tau H}$ . These pairing susceptibilities are however strongly affected by the enhanced

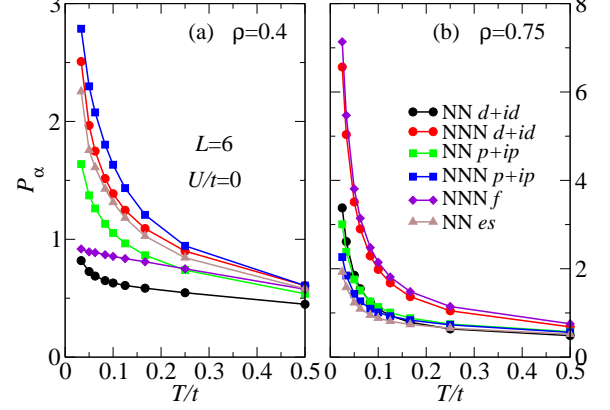


FIG. 4: (Color online) Temperature dependence of the various pairing susceptibilities  $P_\alpha$  for the noninteracting system ( $U = 0$ ), as obtained on an  $L = 6$  system for (a)  $\rho = 0.4$  and (b)  $\rho = 0.75$ .

response of the free system at  $U = 0$ . This behavior is illustrated in Fig. 4, which shows the different susceptibilities  $P_\alpha$  as functions of  $T$  on the  $L = 6$  lattice, for both  $\rho = 0.4$  and  $\rho = 0.75$  in the noninteracting limit  $U = 0$ . While there is no superconducting ground states in the noninteracting case, the apparent divergence of the  $P_\alpha$  upon lowering  $T$  provides a background to the susceptibility measurements in the interacting case, in particular in the low-coupling regime that we can access in the FT-DQMC simulations. We thus require to examine the various pairing channels based on the effective pairing interaction vertex<sup>29</sup>. In order to extract the corresponding effective pairing susceptibilities, we compute in FT-DQMC also the bare pairing contributions  $\bar{P}_\alpha$ , for which two-particle terms  $\langle c_{\mathbf{i}\downarrow}^\dagger(\tau) c_{\mathbf{i}\downarrow}(0) c_{\mathbf{k}\uparrow}^\dagger(\tau) c_{\mathbf{k}\uparrow}(0) \rangle$  that appear in evaluating the  $\bar{P}_\alpha$  in Eq. 4 are replaced by the decoupled contributions  $\langle c_{\mathbf{i}\downarrow}^\dagger(\tau) c_{\mathbf{i}\downarrow}(0) \rangle \langle c_{\mathbf{k}\uparrow}^\dagger(\tau) c_{\mathbf{k}\uparrow}(0) \rangle$ . The effective pairing susceptibilities are then given as  $P_\alpha^{\text{eff}} = P_\alpha - \bar{P}_\alpha$ , and where a positive (negative) value of  $P_\alpha^{\text{eff}}$  signals an enhanced (suppressed) tendency towards pairing in the corresponding channel. By definition, for the noninteracting case, the  $P_\alpha^{\text{eff}}$  vanishes.

We now turn to examine the interacting system, and begin with the case of an electron density of  $\rho = 0.4$ , i.e., well below the VHS filling. First, we consider the results obtained for the  $L = 6$  lattice with 72 sites. At this density the sign problem is sufficiently moderate, and we can obtain the  $P_\alpha^{\text{eff}}$  up to  $U/t = 4$ , as shown in Fig. 5 (a) to (d) for  $U/t = 1$  to  $U/t = 4$ , respectively. These results for the  $L = 6$  lattice exhibit that consistently both the NN and NNN  $d + id$ -wave pairing susceptibilities are enhanced upon lowering  $T$ , for all the considered interaction strengths (We also measured the extended  $s$ -wave channel susceptibility, but it is rather strongly suppressed in

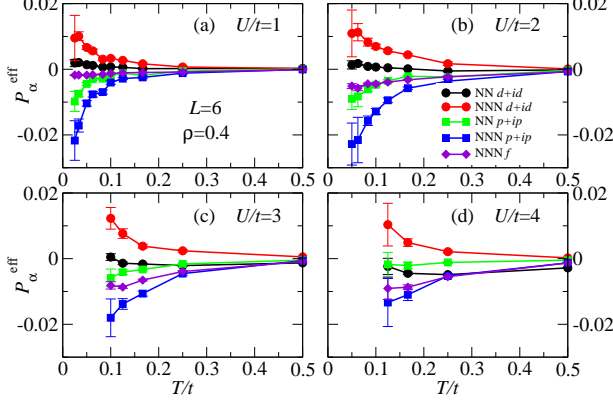


FIG. 5: (Color online) Temperature dependence of the effective pairing susceptibilities  $P_\alpha^{\text{eff}}$  at density  $\rho = 0.4$  on the  $L = 6$  lattice for (a)  $U/t = 1$ , (b)  $U/t = 2$ , (c)  $U/t = 3$  and (d)  $U/t = 4$ .

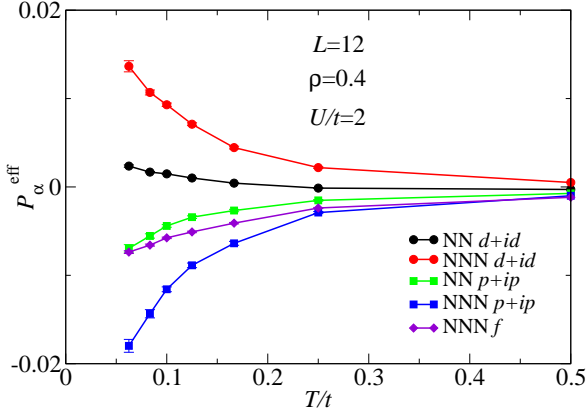


FIG. 6: (Color online) Temperature dependence of the effective pairing susceptibilities  $P_\alpha^{\text{eff}}$  at density  $\rho = 0.4$  on the  $L = 12$  lattice for  $U/t = 2$ .

all the interacting cases that we considered and we thus do not include it in Fig. 5 or any of the figures below).

To assess the stability of this result with respect to finite size effects, we also performed simulations on the  $L = 12$  system with 288 sites, i.e., four times larger than the  $L = 6$  lattice. Since in Fig. 5 we find the prevailing pairing channel does not depend on the interaction strengths at  $\rho = 0.4$ , we concentrate in Fig. 6 to the case of  $U/t = 2$  for the  $L = 12$  lattice. For  $\rho = 0.4$ , the results on the  $L = 12$  lattice are in accord with the findings on the  $L = 6$  lattice, and we conclude that  $d + id$ -wave pairing forms the dominant pairing channel in this doping regime. This is in good accord with various previous findings, as mentioned in the introduction.

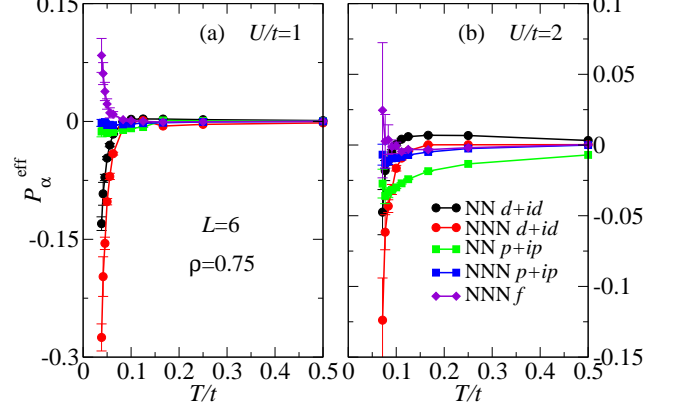


FIG. 7: (Color online) Temperature dependence of the effective pairing susceptibilities at the VHS filling ( $\rho = 0.75$ ) on the  $L = 6$  lattice for (a)  $U/t = 1$  and (b)  $U/t = 2$ .

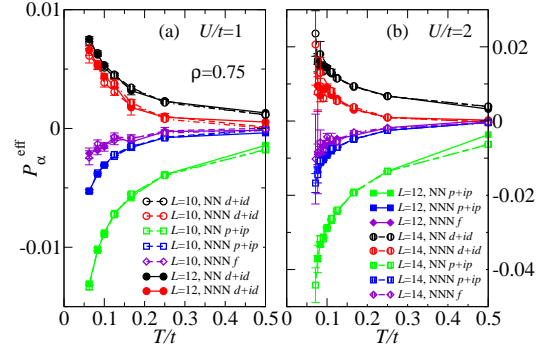


FIG. 8: (Color online) Temperature dependence of the effective pairing susceptibilities at the VHS filling ( $\rho = 0.75$ ) on the  $L = 10, 12$  and  $14$  lattices for (a)  $U/t = 1$  and (b)  $U/t = 2$ .

We next perform a similar investigation for the VHS filling,  $\rho = 0.75$ . Due to the sign problem, we are in this case limited to weaker interactions, and consider explicitly here the cases of  $U/t = 1$  and  $U/t = 2$ . In contrast to the case of  $\rho = 0.4$ , we observe strong finite-size effects at the VHS filling, even regarding the leading low-temperature effective pairing susceptibility: As shown in Fig. 7(a), for a weak coupling of  $U/t = 1$  on the  $L = 6$  lattice, upon lowering the temperature, the effective pairing susceptibility in the NNN  $f$ -wave channel gets strongly enhanced, while all other channels get suppressed, which suggests  $f$ -wave pairing to dominate at the VHS in the weak coupling region. If the interaction strength is increased to  $U/t = 2$  in Fig. 7(b), the dominant pairing



on the  $L = 6$  system still appears in the  $f$ -wave channel, however, the error bars are larger, due to a more severe sign problem. Considering the larger system sizes  $L = 10, 12$  and  $14$  at the VHS filling, shown in Fig. 8, we instead find – consistently among these larger system sizes – that the dominant pairing channel switches from the  $f$ -wave observed on the  $L = 6$  system to the NN and NNN  $d + id$ -wave pairings when the lattice size is increased. The reason for this behavior may be the fact that on these larger lattice sizes, we resolve a more narrow grid of momenta within the Brillouin zone, thus better resolving the effective interactions near the momenta corresponding to the VHS in the density of states (DOS) – which is most important at the VHS filling.

Another reason for this size dependence may be that due to the enhanced DOS at the VHS filling, other electronic instabilities compete with superconductivity. Indeed, based on a recent mean-field theory<sup>21</sup> and fRG calculations<sup>23</sup>, a particular interesting chiral SDW state was argued to form the leading magnetic instability of the Hubbard model at the VHS filling. In the following section, we examine this scenario based on FT-DQMC simulations.

#### IV. MAGNETIC CORRELATIONS

The chiral SDW state considered in Refs. 21,23 is characterized by the three independent nesting vectors  $\mathbf{Q}_i$ ,  $i = 1, 2, 3$  of the free-system's Fermi surface at the VHS filling, which (folded back to the first Brillouin zone) correspond to the three independent  $M$  points at the centers of the Brillouin zone edges. In terms of the reciprocal lattice vectors  $\mathbf{b}_1$  and  $\mathbf{b}_2$ , these are  $\mathbf{Q}_1 = \frac{1}{2}\mathbf{b}_1$ ,  $\mathbf{Q}_2 = \frac{1}{2}\mathbf{b}_2$ ,  $\mathbf{Q}_3 = \frac{1}{2}(\mathbf{b}_1 + \mathbf{b}_2)$ . For lattice sites on the  $A$  and  $B$  sublattices within a unit cell centered at position  $\mathbf{R}$ , the mean-field expectation values of the local spin operator in the chiral SDW state are proportional (up to a global rotation in spin space) to the local direction vectors

$$\begin{aligned} \langle \mathbf{S}_{\mathbf{R},A} \rangle_{\text{cSDW}} &= \frac{1}{\sqrt{3}} (\hat{z} e^{i\mathbf{Q}_3 \cdot \mathbf{R}} + \hat{x} e^{i\mathbf{Q}_1 \cdot \mathbf{R}} + \hat{y} e^{i\mathbf{Q}_2 \cdot \mathbf{R}}), \\ \langle \mathbf{S}_{\mathbf{R},B} \rangle_{\text{cSDW}} &= \frac{1}{\sqrt{3}} (\hat{z} e^{i\mathbf{Q}_3 \cdot \mathbf{R}} - \hat{x} e^{i\mathbf{Q}_1 \cdot \mathbf{R}} - \hat{y} e^{i\mathbf{Q}_2 \cdot \mathbf{R}}) \end{aligned} \quad (5)$$

where the  $\hat{x}$ ,  $\hat{y}$  and  $\hat{z}$  are the three mutually orthogonal unit vectors in spin space<sup>21</sup>. This state exhibits four different spin directions  $\hat{x} + \hat{y} + \hat{z}$ ,  $-\hat{x} - \hat{y} + \hat{z}$ ,  $\hat{x} - \hat{y} - \hat{z}$  and  $-\hat{x} + \hat{y} - \hat{z}$ , the magnetic unit cell thus contains eight lattice sites, and we require  $L$  to be even in order to accommodate this spin structure within the finite rhombic clusters. In order to probe for this chiral SDW within the FT-DQMC simulations, we monitor a corresponding structure factor

$$S_{\text{cSDW}} = \frac{1}{N_s} \langle (\sum_{\mathbf{R}} M_{\mathbf{R}})^\dagger (\sum_{\mathbf{R}} M_{\mathbf{R}}) \rangle \quad (6)$$

in terms of the projections  $M_{\mathbf{R}} = M_{\mathbf{R},A} + M_{\mathbf{R},B}$ , with  $M_{\mathbf{R},A(B)} = \mathbf{S}_{\mathbf{R},A(B)} \cdot \langle \mathbf{S}_{\mathbf{R},A(B)} \rangle_{\text{cSDW}}$  of the local spin

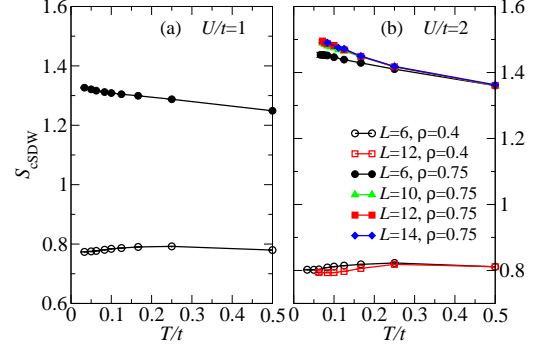


FIG. 9: (Color online) Temperature dependence of the structure factor  $S_{\text{cSDW}}$  at  $\rho = 0.75$  and  $\rho = 0.4$ , for (a)  $U/t = 1$  on the  $L = 6$  lattice and (b)  $U/t = 2$  for lattice sizes  $L = 6, 10, 12, 14$ .

operators onto the chiral SDW texture. Here,  $\mathbf{S}_{\mathbf{R},A(B)}$  denote the local spin operator on the  $A$  ( $B$ ) sublattice site within the unit cell at position  $\mathbf{R}$ ; for a lattice site at position  $\mathbf{i}$  this is given as  $\mathbf{S}_{\mathbf{i}} = \frac{1}{2} \sum_{\alpha,\beta} c_{\mathbf{i},\alpha}^\dagger \boldsymbol{\sigma}_{\alpha,\beta} c_{\mathbf{i},\beta}$  in terms of fermionic operators and the vector  $\boldsymbol{\sigma}$  of Pauli matrices. In the following, we consider for comparison also the corresponding antiferromagnetic structure factor  $S_{\text{AF}}$  for the antiferromagnetic Néel state, which is defined similarly to  $S_{\text{cSDW}}$ , but with (up to a global spin rotation)  $\langle \mathbf{S}_{\mathbf{R},A} \rangle_{\text{AF}} = \hat{z}$ , and  $\langle \mathbf{S}_{\mathbf{R},B} \rangle_{\text{AF}} = -\hat{z}$ , respectively. The antiferromagnetic Néel state is well known to emerge in the half-filled system for sufficiently strong interactions. However, here we first focus on the behavior of the chiral SDW structure factor  $S_{\text{cSDW}}$ , considering the two specific electronic densities  $\rho = 0.75$  and  $\rho = 0.4$  as above.

In Fig. 9, we show the FT-DQMC results for  $S_{\text{cSDW}}$  as functions of  $T$  for the two densities  $\rho = 0.75$  and  $\rho = 0.4$  at both  $U/t = 1$  and  $U/t = 2$  on the  $L = 6$  lattice. For  $U/t = 2$  we also performed simulations on the  $L = 12$  lattice (as well as on the  $L = 10$  and  $14$  system for  $\rho = 0.75$ ) in order to examine finite-size effect in  $S_{\text{cSDW}}$ . We find that upon lowering the temperature,  $S_{\text{cSDW}}$  increases at  $\rho = 0.75$ , whereas it does not significantly increase, but is even weakly suppressed at  $\rho = 0.4$ . We furthermore observe a mild increase of  $S_{\text{cSDW}}$  with system size  $L$  at the VHS filling  $\rho = 0.75$ . Since the corresponding magnetic instabilities can occur only at  $T/t = 0$  (due to the  $\text{SU}(2)$  symmetry of the Hamiltonian  $H$ ), these results suggest that the chiral SDW order, while possibly relevant at  $\rho = 0.75$ , is not favored at  $\rho = 0.4$ . A similar picture also emerges from analyzing the corresponding

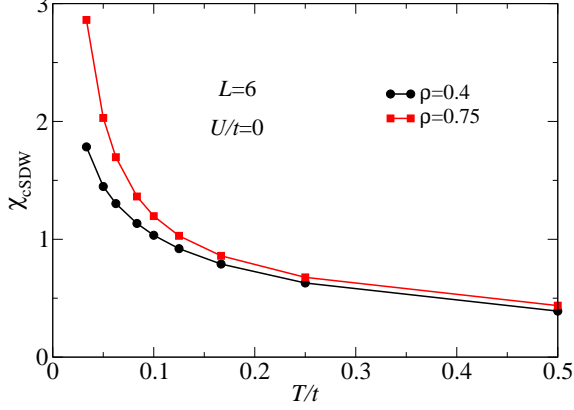


FIG. 10: (Color online) Temperature dependence of  $\chi_{\text{cSDW}}$  for  $\rho = 0.4$  and  $\rho = 0.75$ , at  $U/t = 0$  on the  $L = 6$  lattice.

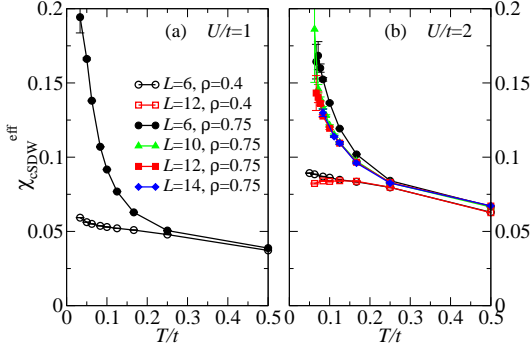


FIG. 11: (Color online) Temperature dependence of  $\chi_{\text{cSDW}}^{\text{eff}}$  at  $\rho = 0.4$  and  $\rho = 0.75$ , for (a)  $U/t = 1$  on a  $L = 6$  lattice, and (b)  $U/t = 2$  on  $L = 6, 10, 12$  and  $14$  lattices.

chiral SDW susceptibility

$$\chi_{\text{cSDW}} = \frac{1}{N_s} \int_0^\beta d\tau \langle (\sum_{\mathbf{R}} M_{\mathbf{R}}(\tau))^\dagger (\sum_{\mathbf{R}} M_{\mathbf{R}}(0)) \rangle, \quad (7)$$

where  $M_{\mathbf{R}}^\dagger(\tau) = e^{\tau H} M_{\mathbf{R}}^\dagger(0) e^{-\tau H}$ . Here, we need to again account for the enhanced response of the free system at  $U = 0$ . This is shown in Fig. 10: for both densities,  $\chi_{\text{cSDW}}$  at  $U = 0$  exhibits an apparent divergence upon lowering the temperature. Similarly to the case of the pairing susceptibilities, we thus examine the corresponding effective chiral SDW susceptibility, which is obtained as  $\chi_{\text{cSDW}}^{\text{eff}} = \chi_{\text{cSDW}} - \tilde{\chi}_{\text{cSDW}}$ , where  $\tilde{\chi}_{\text{cSDW}}$  denotes the bare chiral SDW susceptibility. This procedure is similar to the antiferromagnetic case considered in Ref. 29.

As shown in Fig. 11 for  $U/t = 1$  and  $U/t = 2$ , the effec-

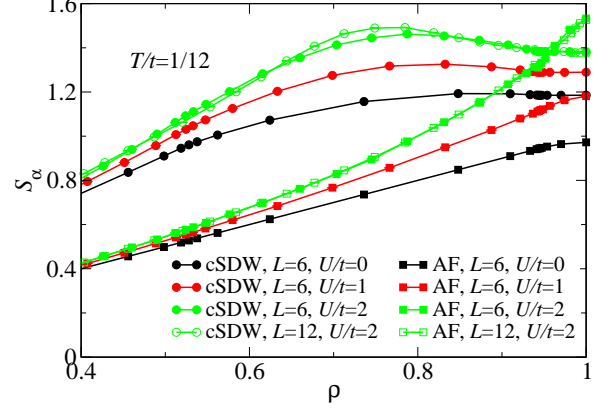


FIG. 12: (Color online) Structure factors  $S_{\text{cSDW}}$  and  $S_{\text{AF}}$  as functions of  $\rho$  for several values of  $U/t$ , for  $T/t = 1/12$  on the  $L = 6$  lattice. For  $U/t = 2$ , data for the  $L = 12$  lattice is also shown.

tive susceptibility  $\chi_{\text{cSDW}}^{\text{eff}}$  at  $\rho = 0.75$  strongly increases in the low- $T$  region for all system sizes, while  $\chi_{\text{cSDW}}^{\text{eff}}$  at  $\rho = 0.4$  does not show a similarly strong enhancement, whereas for  $U/t = 2$  it is even weakly suppressed at low  $T$  for the larger system size. Unfortunately, the sign-problem does not allow us to perform low-temperature simulations on larger system sizes in order to perform a throughout finite-size scaling analysis of, e.g.,  $S_{\text{cSDW}}$  at low temperatures, which would be required in order to assess, if a chiral SDW ground state exists in the thermodynamic limit. Note that this case is different from the case of pairing instabilities, which may in principle set in at a *finite* (but still small) low-temperature scale. Nevertheless, our findings provide indication that at the VHS filling the system may exhibit an instability to the chiral SDW order, whereas away from the VHS filling, this instability is eventually suppressed.

To investigate further how the chiral SDW order behaves at and beyond the VHS filling, we next fix an accessible, low temperature  $T/t = 1/12$  and monitor how  $S_{\text{cSDW}}$  and  $\chi_{\text{cSDW}}^{\text{eff}}$  vary with the electronic density  $\rho$ . For this purpose, Fig. 12 shows  $S_{\text{cSDW}}$  as a function of  $\rho$  for different values of  $U/t$ . These results indicate that upon increasing  $U/t$ , a peak in  $S_{\text{cSDW}}$  gradually builds up near the VHS filling, such that the chiral SDW is indeed most pronounced at the VHS filling. This observation complies to the fact that the three characteristic momentum vectors  $\mathbf{Q}_i$ ,  $i = 1, 2, 3$  of the chiral SDW state form the nesting vectors of the Fermi surface at the noninteracting system at the VHS filling. For comparison, we also show in this figure the antiferromagnetic structure factor  $S_{\text{AF}}$ , which in contrast to  $S_{\text{cSDW}}$  displays a monotonic increase with increasing electron density. At half-filling,  $\rho = 1$ , the Hubbard model on the honeycomb lattice is well known to harbor a quantum phase transition to

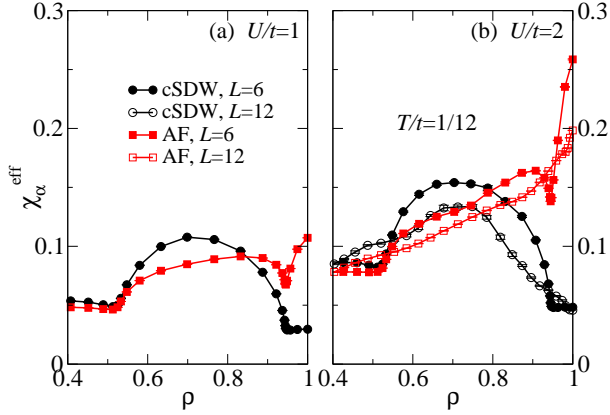


FIG. 13: (Color online) Effective susceptibilities  $\chi_{\text{cSDW}}^{\text{eff}}$  and  $\chi_{\text{AF}}^{\text{eff}}$  as functions of  $\rho$  at  $T/t = 1/12$ , for (a)  $U/t = 1$  on the  $L = 6$  lattice, and (b)  $U/t = 2$  on both  $L = 6$  and  $L = 12$  lattices.

an insulating antiferromagnetic phase for  $U/t > 3.76$ <sup>30</sup>. While in Fig. 12, we remain below this critical value of  $U$ , the antiferromagnetic correlations already display a clear tendency to grow with increasing  $U$ . Furthermore, at  $U/t = 2$ , the antiferromagnetic structure factor exceeds the chiral SDW structure factor at (and close to) half-filling, while upon doping further below half-filling, towards the VHS filling, the chiral SDW correlations become more dominant.

We observe a similar enhancement in the chiral SDW response near the VHS filling also for the effective susceptibility  $\chi_{\text{cSDW}}^{\text{eff}}$ , cf. Fig. 13, strengthening the above interpretation of the structure factor data. Note that in Fig. 13, the  $L = 6$  data exhibits two kinks around  $\rho \approx 0.5$  and  $\rho \approx 0.95$ . These appear to be due to finite-size effects – compare to the data for the  $L = 12$  lattice, where both kinks are absent. Such peculiar finite-size effects can in fact also be observed in a plot of the electronic density as a function of the chemical potential  $\mu$  in Fig. 14: on the  $L = 6$  lattice, the density as a function of  $\mu$  shows two plateaus near  $\rho = 0.5$  and  $\rho = 0.95$ , whereas on the larger lattice, those plateaus have disappeared. We consider these finite-size plateaus to be the reason also for the two kinks seen in Fig. 13 for the  $L = 6$  lattice. For the  $L = 12$  lattice the density plateaus are absent, and  $\chi_{\text{cSDW}}^{\text{eff}}$  decreases steadily upon doping away from the VHS filling, again suggesting that the chiral SDW instability is important when the filling is at (and maybe also close to) the VHS value. For comparison, the effective antiferromagnetic susceptibility  $\chi_{\text{AF}}^{\text{eff}}$  is also shown in Fig. 13 (where  $\chi_{\text{AF}}^{\text{eff}}$  is defined similarly as the effective susceptibility for the chiral SDW case). While on the  $L = 6$  system, this quantity shows similar finite-size anomalies as the effective chiral SDW susceptibility  $\chi_{\text{cSDW}}^{\text{eff}}$ , on the  $L = 12$  system it instead shows a monotonic decrease

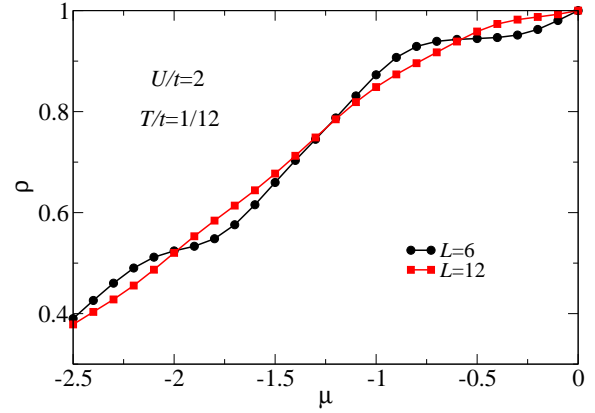


FIG. 14: (Color online) Electronic density  $\rho$  as a function of the chemical potential  $\mu$  on the  $L = 6$  and  $L = 12$  lattices, for  $U/t = 2$  and  $T/t = 1/12$ .

when doping away from half-filling, as anticipated from the behavior of the antiferromagnetic structure factor.

## V. SUMMARY

To conclude, we used finite-temperature determinantal quantum Monte Carlo simulations to examine the electronic pairing channels and magnetic instabilities of doped graphene within the Hubbard model description. Due to the sign problem, we restricted to the weak coupling regime at the VHS filling, while at lower fillings beyond the VHS, we also accessed the weak to intermediate coupling regime. In both cases, we find NN and NNN  $d + id$ -wave pairing as the dominant pairing channels on the larger system sizes. However, at the VHS filling, we observed strong finite-size effects in the dominant pairing symmetry. This may be taken as indication, that at this filling, due to the logarithmically diverging density of state and a nested Fermi surface also other electronic instabilities may be relevant. In fact, we observe from measuring appropriate structure factors and magnetic susceptibilities that a previously proposed chiral spin density wave state shows a robust enhancement near the VHS filling, but weakens quickly upon doping away from the VHS point. This is in accord with the result in Ref. 31, which suggests on the mean-field level that upon doping away from a DOS peak, instabilities within the particle-particle channel (superconducting orders) survive decisively further than those in the particle-hole channel (magnetic or charge orders). We note that a previous study of the Hubbard model on the triangular lattice reported a related result in terms of ferromagnetism and  $f$ -wave pairing.<sup>32</sup> For the future, it will be interesting to extend also dynamical cluster approximation studies to consider the competition among the

superconducting and magnetic instabilities of the doped honeycomb lattice Hubbard model.

### ACKNOWLEDGMENTSS

We thank C. Honerkamp and Z. Y. Meng for useful discussions. This work is supported by the Deutsche

Forschungsgemeinschaft (DFG) through the grants FOR 1807 and RTG 1995. T. Y. is also supported by the National Natural Science Foundation of China (NSFC Grants No. 11504067). Furthermore, we thank the IT Center at RWTH Aachen University and the JSC Jülich for access to computing time through JARA-HPC.

- 
- <sup>1</sup> K. S. Novoselov, A. K. Geim, S. V. Morozov, D. Jiang, Y. Zhang, S. V. Dubonos, I. V. Gregorieva, and A. A. Firsov, *Science* **306**, 666 (2004).
  - <sup>2</sup> A. H. C. Neto, F. Guinea, N. M. R. Peres, K. S. Novoselov, and A. K. Geim, *Rev. Mod. Phys.* **81**, 109 (2009).
  - <sup>3</sup> V. N. Kotov, B. Uchoa, V. M. Pereira, F. Guinea, and A. H. C. Neto, *Rev. Mod. Phys.* **84**, 1067 (2012).
  - <sup>4</sup> S. Sorella, E. Tosatti, *Europhys. Lett.* **19**, 699 (1992).
  - <sup>5</sup> T. Paiva, R. T. Scalettar, W. Zheng, R. R. P. Singh, and J. Oitmaa, *Phys. Rev. B* **72**, 085123 (2005).
  - <sup>6</sup> I. F. Herbut, *Phys. Rev. Lett.* **97**, 146401 (2006).
  - <sup>7</sup> I. F. Herbut, V. Jurić, and O. Vafek, *Phys. Rev. B* **80**, 075432 (2009).
  - <sup>8</sup> J. L. McChesney, A. Bostwick, T. Ohta, T. Seyller, K. Horn, J. González, and E. Rotenberg, *Phys. Rev. Lett.* **104**, 136803 (2010).
  - <sup>9</sup> D. K. Efetov, and P. Kim, *Phys. Rev. Lett.* **105**, 256805 (2010).
  - <sup>10</sup> For a review see, e.g., A. M. Black-Schaffer, and C. Honerkamp, *J. Phys.: Condens. Matter* **26**, 423201 (2014).
  - <sup>11</sup> A. M. Black-Schaffer, and S. Doniach, *Phys. Rev. B* **75**, 134512 (2007).
  - <sup>12</sup> B. Uchoa and A. H. Castro Neto, *Phys. Rev. Lett.* **98**, 146801 (2007).
  - <sup>13</sup> C. Honerkamp, *Phys. Rev. Lett.* **100**, 146404 (2008).
  - <sup>14</sup> S. Pathak, V. B. Shenoy, and G. Baskaran, *Phys. Rev. B* **81**, 085431 (2010).
  - <sup>15</sup> T. Watanabe, and S. Ishihara, *J. Phys. Soc. Jpn.* **82**, 034704 (2013).
  - <sup>16</sup> T. Ma, Z. Huang, F. Hu, and H. Q. Lin, *Phys. Rev. B* **84**, 121410(R) (2011).
  - <sup>17</sup> J. P. L. Faye, P. Sahebsara, and D. Senechal, *Phys. Rev. B* **92**, 085121 (2015).
  - <sup>18</sup> J. González, *Phys. Rev. B* **78**, 205431 (2008).
  - <sup>19</sup> C. A. Lamas, D. C. Cabra, and N. Grandi, *Phys. Rev. B* **80**, 075108 (2009).
  - <sup>20</sup> B. Valenzuela, M. A. H. Vozmediano, *New J. Phys.* **10**, 113009 (2008).
  - <sup>21</sup> T. Li, *Europhys. Lett.* **97**, 37001 (2012).
  - <sup>22</sup> R. Nandkishore, L. S. Levitov, and A. V. Chubukov, *Nat. Phys.* **8**, 158 (2012).
  - <sup>23</sup> W. S. Wang, Y. Y. Xiang, Q. H. Wang, F. Wang, F. Yang, and D. H. Lee, *Phys. Rev. B* **85**, 035414 (2012).
  - <sup>24</sup> M. L. Kiesel, C. Platt, W. Hanke, D. A. Abanin, and R. Thomale, *Phys. Rev. B* **86**, 020507(R) (2012).
  - <sup>25</sup> X. Y. Xu, S. Wessel, and Z. Y. Meng, *Phys. Rev. B* **94**, 115105 (2016).
  - <sup>26</sup> R. Blankenbecler, D. J. Scalapino, and R. L. Sugar, *Phys. Rev. D* **24**, 2278 (1981).
  - <sup>27</sup> S. R. White, D. J. Scalapino, R. L. Sugar, E. Y. Loh, J. E. Gubernatis, and R. T. Scalettar, *Phys. Rev. B* **40**, 506 (1989).
  - <sup>28</sup> V. I. Iglovikov, E. Khatami, and R. T. Scalettar, *Phys. Rev. B* **92**, 045110 (2015).
  - <sup>29</sup> S. R. White, D. J. Scalapino, R. L. Sugar, N. E. Bickers, and R. T. Scalettar, *Phys. Rev. B* **39**, 839 (1989).
  - <sup>30</sup> S. Sorella, Y. Otsuka, and S. Yunoki, *Sci. Rep.* **2**, 992 (2012).
  - <sup>31</sup> T. Löthman and A. M. Black-Schaffer, *Phys. Rev. B* **96**, 064505 (2017).
  - <sup>32</sup> S. Q. Su, Z. B. Huang, R. Fan, and H. Q. Lin, *Phys. Rev. B* **77**, 125114 (2008).