

The Refinement Calculus of Reactive Systems Toolset[★]

Iulia Dragomir¹, Viorel Preoteasa², and Stavros Tripakis^{2,3}

¹ Univ. Grenoble Alpes, CNRS, Grenoble INP^{**}, VERIMAG, 38000 Grenoble, France

² Aalto University, Finland

³ University of California, Berkeley, USA

Abstract. We present the Refinement Calculus of Reactive Systems Toolset, an environment for compositional modeling and reasoning about reactive systems, built on top of Isabelle, Simulink, and Python.

1 Introduction

The *Refinement Calculus of Reactive Systems* (RCRS) is a compositional framework for modeling and reasoning about reactive systems. RCRS has been inspired by component-based frameworks such as interface automata [3] and has its origins in the theory of relational interfaces [11]. The theory of RCRS has been introduced in [10] and is thoroughly described in [8].

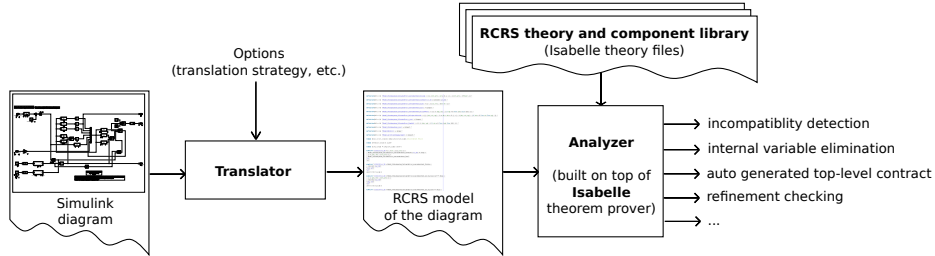


Fig. 1: The RCRS toolset.

RCRS comes with a publicly available toolset, the *RCRS toolset* (Fig. 1). The toolset can be downloaded from rcrs.cs.aalto.fi and consists of:

- A full implementation of RCRS in the Isabelle theorem prover [6].
- A set of analysis procedures implemented on top of Isabelle, and collectively called the *Analyzer*.
- A set of auxiliary tools, in particular, a *Translator* of Simulink diagrams into RCRS code.
- A *library* of basic RCRS components, including a set of basic Simulink blocks modeled in RCRS.

[★] This work has been supported by the Academy of Finland and the U.S. National Science Foundation (awards #1329759 and #1139138).

^{**} Institute of Engineering Univ. Grenoble Alpes

2 Modeling Systems in RCRS

RCRS provides a language of *components* to model systems in a modular fashion. Components can be either *atomic* or *composite*. Here are some examples of atomic RCRS components:

```

definition "Id = [: x  $\rightsquigarrow$  y . y = x :]"
definition "Add = [: (x, y)  $\rightsquigarrow$  z . z = x + y :]"
definition "Constant c = [: x::unit  $\rightsquigarrow$  y . y = c :]"
definition "UnitDelay = [: (x,s)  $\rightsquigarrow$  (y,s') . y = s  $\wedge$  s' = x :]"
definition "Sqrt = { . x . x  $\geq$  0 . } o [: x  $\rightsquigarrow$  y . y =  $\sqrt{x}$  :]"
definition "NonDetSqrt = { . x . x  $\geq$  0 . } o [: x  $\rightsquigarrow$  y . y  $\geq$  0 :]"
definition "ReceptiveSqrt = [: x  $\rightsquigarrow$  y . x  $\geq$  0  $\implies$  y =  $\sqrt{x}$  :]"
definition "A = { . x .  $\Box\Diamond x$  . } o [: x  $\rightsquigarrow$  y .  $\Box\Diamond y$  :]"

```

`Id` models the identity function: it takes input x and returns y such that $y = x$. `Add` returns the sum of its two inputs. `Constant` is parameterized by c , takes no input (equivalent to saying that its input variable is of type `unit`), and returns an output which is always equal to c . `UnitDelay` is a *stateful* component: s is the current-state variable and s' is the next-state variable. `Sqrt` is a *non-input-receptive* component: its input x is required to satisfy $x \geq 0$. (`Sqrt` may be considered non-atomic as it is defined as the serial composition of two predicate transformers – see §3.) `NonDetSqrt` is a *non-deterministic* version of `Sqrt`: it returns an arbitrary (but non-negative) y , and not necessarily the square-root of x . `ReceptiveSqrt` is an input-receptive version of `Sqrt`: it accepts negative inputs, but may return an arbitrary output for such inputs. RCRS also allows to describe components using the temporal logic QLTL, an extension of LTL with quantifiers [8]. An example is component `A` above. `A` accepts an infinite input sequence of x 's, provided x is infinitely often true, and returns a (non-deterministic) output sequence which satisfies the same property.

Composite components are formed by composing other (atomic or composite) components using three primitive composition operators, as illustrated in Figure 2: $C \circ C'$ (in series) connects outputs of C to inputs of C' ; $C \mathbf{**} C'$ (in parallel) “stacks” C and C' “on top of each other”; and $\mathbf{feedback}(C)$ connects the first output of C to its first input. These operators are sufficient to express any block diagram, as described in §4.

3 The Implementation of RCRS in Isabelle

RCRS is fully implemented in the Isabelle theorem prover. The RCRS implementation currently consists of 25 Isabelle *theories* (`.thy` files), totalling 27861 lines of Isabelle code. Some of the main theories are described next:

Theory `Refinement.thy` (1163 lines) contains a standard implementation of refinement calculus [1]. Systems are modeled as monotonic predicate transformers [4] with a weakest precondition interpretation. Within this theory we implemented non-deterministic and deterministic update statements, assert statements, parallel composition, refinement and other operations, and proved necessary properties of those.

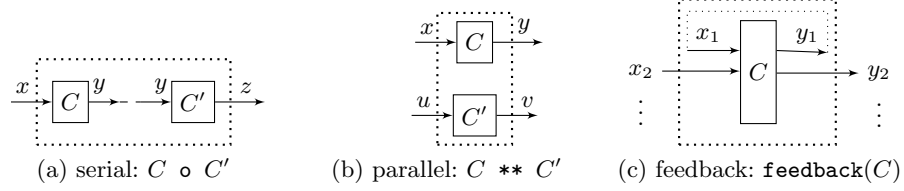


Fig. 2: The three composition operators of RCRS.

Theory `RefinementReactive.thy` (1162 lines) extends `Reactive.thy` to reactive systems by introducing predicates over infinite traces in addition to predicates over values, and *property* transformers in addition to predicate transformers [10,8].

Theory `Temporal.thy` (774 lines) implements a semantic version of QLTL, where temporal operators are interpreted as predicate transformers. For example, the operator \Box , when applied to the predicate on infinite traces $(x > 0) : (\text{nat} \rightarrow \text{real}) \rightarrow \text{bool}$, returns another predicate on infinite traces $\Box(x > 0) : (\text{nat} \rightarrow \text{real}) \rightarrow \text{bool}$. Temporal operators have been implemented to be polymorphic in the sense that they apply to predicates over an arbitrary number of variables.

Theory `Simulink.thy` (868 lines) defines a subset of the basic blocks in the Simulink library as RCRS components (at the time of writing, 48 Simulink block types can be handled). In addition to discrete-time, we can handle continuous-time blocks with a fixed-step forward Euler integration scheme. For example, Simulink’s integrator block can be defined in two equivalent ways as follows:

```
definition "Integrator dt = [:(x,s) ~> (y,s'). y=s ∧ s'=s+x*dt:]"
definition "Integrator dt = [- (x,s) ~> (s, s+x*dt)-]"
```

The alternative syntax $[-\ x \sim f(x)\ -]$ assumes that f is a function, whereas $[:\ :\]$ can be used also for relations (i.e., non-deterministic systems). Using the former instead of the latter to describe deterministic systems aids the Analyzer to perform simplifications – see §5.

Theory `SimplifyRCRS.thy` (2120 lines) implements several of the Analyzer’s procedures. In particular, it contains a simplification procedure which reduces composite RCRS components into atomic ones (see §5).

In addition to the above, there are several theories containing a proof of correctness of our block-diagram translation strategies (see §4 and [7]), dealing with Simulink types [9], generating Python simulation code, and many more. The manual will contain a detailed description of all these theories and graphs depicting their dependencies.

The syntax of RCRS components is implemented in Isabelle using a *shallow embedding* [2]. This has the advantage of all datatypes and other mechanisms of Isabelle (e.g., renaming) being available for component specification. A *deep embedding*, in which the syntax of components is defined as a datatype of Isabelle, is possible, and is left as an open future work direction.

4 The Translator

The Translator translates *hierarchical block diagrams* (HBDs) into RCRS components [5]. In the current implementation the Translator is a Python program (6500 lines of code) called `simulink2isabelle`, which takes as input a Simulink model (`.slx` file) and a list of options and generates as output an Isabelle theory (`.thy` file). The theory file contains: (1) the definition of all instances of basic blocks in the Simulink diagram (e.g., all Adders, Integrators, Constants, etc.) as atomic RCRS components; (2) the bottom-up definition of all subdiagrams as composite RCRS components; (3) calls to simplification procedures; and (4) theorems stating that the resulting simplified components are equivalent to the original ones. The `.thy` file may also contain additional content depending on user options as explained below.

As shown in [5], there are many possible ways to translate a block diagram into an algebra of components with the three primitive composition operators of RCRS. This means that step (2) above is not unique. `simulink2isabelle` implements the several translation strategies proposed in [5] as user options. For example, when run on the Simulink diagram of Fig. 3, the Translator produces a file similar to the one shown in Fig. 4. `IC_Model` and `FP_Model` are composite RCRS components generated automatically w.r.t. two different translation strategies, implemented by user options `-ic` and `-fp`. The `simplify_RCRS` construct is explained in §5 that follows.

Other user options to the Translator include: whether to flatten the input diagram, optional typing information for wires, and whether to generate in addition to the top-level STS component, a QLTL component representing the temporal behavior of the system. The user can also ask the Translator to generate: (1) components w.r.t. all translation strategies; (2) the corresponding theorems showing that these components are all semantically equivalent; and (3) Python simulation scripts for the top-level component.

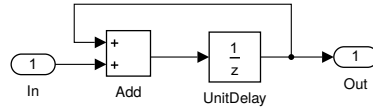


Fig. 3: A Simulink diagram.

5 The Analyzer

The Analyzer is a set of procedures implemented on top of Isabelle and ML, the programming language of Isabelle. These procedures implement a set of functionalities such as simplification, compatibility checking, refinement checking, etc. Here we describe the main functionalities, implemented by the `simplify_RCRS` construct. As illustrated in Fig. 4, the general usage of this construct is `simplify_RCRS "Model = C" "in" "out"`, where `C` is a (generally composite) component and `in`, `out` are (tuples of) names for its input and output variables. When such a statement is executed in Isabelle, it performs the following steps: (1) It creates the definition `Model = C`. (2) It *expands* `C`, meaning that it replaces all atomic components and all composition operators in `C` with their definitions.

```

theory Summation imports ...
begin

named_theorems basic_simps
lemmas basic_simps = simulink_simps

definition [basic_simps]: "Split = [- a  $\rightsquigarrow$  a, a -]"
definition [basic_simps]: "Add = [- f, g  $\rightsquigarrow$  f + g -]"
definition [basic_simps]: "UnitDelay = [- d, s  $\rightsquigarrow$  s, d -]"

simplify_RCRS "IC_Model = feedback([- f, g, s  $\rightsquigarrow$  (f, g), s -] o
  (Add ** Id) o UnitDelay o (Split ** Id) o
  [- (f, h), s'  $\rightsquigarrow$  f, h, s' -])"
  "(g, s)" "(h, s')"

simplify_RCRS "FP_Model = feedback (feedback (feedback ([- f, d, a, g, s
   $\rightsquigarrow$  (f, g), (d, s), a -] o (Add ** UnitDelay ** Split) o
  [- d, (a, s'), (f, h)  $\rightsquigarrow$  f, d, a, h, s' -])))"
  "(g, s)" "(h, s')"
end

```

Fig. 4: Auto-generated Isabelle theory for the Simulink diagram of Fig. 3.

This results in an Isabelle expression E . E is generally a complicated expression, containing formulas with quantifiers, `case` expressions for tuples, function compositions, and several other operators. (3) `simplify_RCRS` *simplifies* E , by eliminating quantifiers, renaming variables, and performing several other simplifications. The simplified expression, F , is of the form $\{.p.\} \circ [:r:]$, where p is a predicate on input variables and r is a relation on input and output variables. That is, F is an atomic RCRS component. (4) `simplify_RCRS` generates a theorem stating that `Model` is semantically equivalent to F , and also the mechanized proof of this theorem (in Isabelle). Note that the execution by the Analyzer of the `.thy` file generated by the Translator is fully automatic, despite the fact that Isabelle generally requires human interaction. This is thanks to the fact that the theory generated by the Translator contains all declarations (equalities, rewriting rules, etc.) necessary for the Analyzer to produce the simplifications and their mechanical proofs, without user interaction.

For example, when the theory in Fig. 4 is executed, the following theorem is generated and proved automatically:

$$\text{Model} = [- (g, s) \rightsquigarrow (s, s+g) -]$$

where `Model` is either `IC_Model` or `FP_Model`. The rightmost expression is the automatically generated simplification of the top-level system to an atomic RCRS component.

If the model contains *incompatibilities*, where for instance the input condition of a block like `Sqrt` cannot be guaranteed by the upstream diagram, the top-level component automatically simplifies to \perp (i.e., false). Thus, in this usage scenario, RCRS can be seen as a static analysis and behavioral type checking and inference tool for Simulink.

6 Case Study

We have used the RCRS toolset on several case studies, the most significant of which is a real-world benchmark provided by Toyota. The benchmark consists of a set of Simulink diagrams (publicly available at <https://cps-vo.org/group/ARCH/benchmarks>) modeling a Fuel Control System. A typical diagram in the above suite contains 3 levels of hierarchy, 104 Simulink blocks in total (out of which 8 subsystems), and 101 wires (out of which 8 are feedbacks, the most complex composition operator in RCRS). Using the Translator on this diagram results in a `.thy` file of 1660 lines and 52500 characters. Translation time is negligible. The Analyzer simplifies this model to a top-level atomic STS component with no inputs, 7 (external) outputs and 14 state variables (note that all internal wires have been automatically eliminated in this top-level description). Simplification takes approximately 15 seconds and generates a formula which is 8337 characters long. The formula is consistent (not false), which proves statically that the original Simulink diagram has no incompatibilities. More details about the case study can be found in [5] and will be given in the demonstration.

References

1. R.-J. Back and J. von Wright. *Refinement Calculus*. Springer, 1998.
2. R. J. Boulton, A. Gordon, M. J. C. Gordon, J. Harrison, J. Herbert, and J. V. Tassel. Experience with embedding hardware description languages in HOL. In *IFIP TC10/WG 10.2 Intl. Conf. on Theorem Provers in Circuit Design*, pages 129–156. North-Holland Publishing Co., 1992.
3. L. de Alfaro and T. Henzinger. Interface automata. In *Foundations of Software Engineering (FSE)*. ACM Press, 2001.
4. E. Dijkstra. Guarded commands, nondeterminacy and formal derivation of programs. *Comm. ACM*, 18(8):453–457, 1975.
5. I. Dragomir, V. Preoteasa, and S. Tripakis. Compositional Semantics and Analysis of Hierarchical Block Diagrams. In *SPIN*, pages 38–56. Springer, 2016.
6. T. Nipkow, L. C. Paulson, and M. Wenzel. *Isabelle/HOL — A Proof Assistant for Higher-Order Logic*. LNCS 2283. Springer, 2002.
7. V. Preoteasa, I. Dragomir, and S. Tripakis. A nondeterministic and abstract algorithm for translating hierarchical block diagrams. *CoRR*, abs/1611.01337, 2016.
8. V. Preoteasa, I. Dragomir, and S. Tripakis. The Refinement Calculus of Reactive Systems. *CoRR*, abs/1710.03979, Oct. 2017.
9. V. Preoteasa, I. Dragomir, and S. Tripakis. Type Inference of Simulink Hierarchical Block Diagrams in Isabelle. In *FORTE*, 2017.
10. V. Preoteasa and S. Tripakis. Refinement calculus of reactive systems. In *Embedded Software (EMSOFT), 2014 International Conference on*, pages 1–10, Oct 2014.
11. S. Tripakis, B. Lickly, T. A. Henzinger, and E. A. Lee. A Theory of Synchronous Relational Interfaces. *ACM TOPLAS*, 33(4):14:1–14:41, July 2011.

A Demo

A.1 Basic Reasoning in RCRS

We begin by showing how to perform some basic reasoning in RCRS. We open Isabelle and create a new theory file `Demo.thy` with initial skeleton as shown below (to import the RCRS Isabelle theories, and to declare the collection of theorems and lemmas that we will use later for simplification):

```
theory Demo imports "Isabelle/Simulink/SimplifyRCRS"
begin
  named_theorems basic_simps
  lemmas [basic_simps] = simulink_simps
end
```

We next define three RCRS components (Fig. 5a): `SqrRoot` (modeling the square root function, see §2), `Const1` (modeling the constant 1), and the composite component `Syst1`, formed by composing `Const1` and `SqrRoot` in series. We explain the notation and point out that `SqrRoot` is non-input-receptive, meaning that it rejects negative inputs.

The `simplify_RCRS` construct does several things. First, it defines the composite component `Syst1`. Second, it gives names to the external inputs and outputs of `Syst1`: “u” and “y” in this case. Third, it calls the RCRS *Analyzer*. The Analyzer is a set of procedures that we implemented on top of Isabelle, to perform a number of static analysis tasks. Among these tasks are the expansion and simplification of the logical formulas involved in RCRS expressions like the ones here. In this example, the Analyzer finds that `Syst1` simplifies to $[-\ u \rightsquigarrow 1\ -]$, as shown at the bottom of the Isabelle window, in the frame called “Output”. This result is to be expected, as the whole system outputs the constant 1.

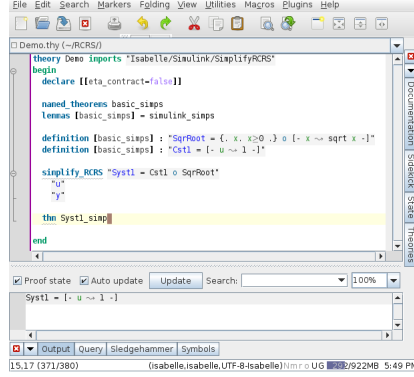
Let us now see what happens if we replace the constant 1 by -1 . As we can see (Fig. 5b), the Analyzer now returns \perp . In RCRS \perp models the *invalid* component, and the fact that a system simplifies to \perp indicates some kind of inconsistency. The inconsistency here is obviously that -1 violates the input condition of `SqrRoot`. So the components `Const2` and `SqrRoot` are *incompatible*.

So far, all our components were *deterministic* systems, in the sense they map each input to a unique output. Let us continue our example by showing what happens if we try to connect `SqrRoot` to a non-deterministic component which can output any value.

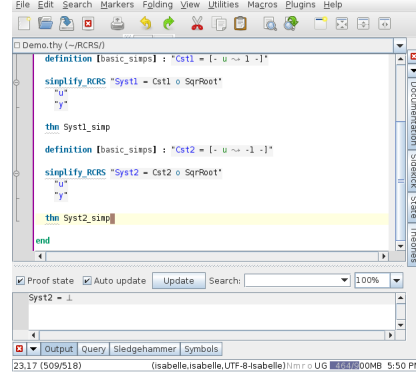
```
definition [basic_simps] : "true = [: u  $\rightsquigarrow$  y::real. True]"
```

This component, called `true`, can be seen as modeling a “black-box” system for which we have no information (e.g., no available source code) or which we are unable to analyze. Obviously, in such a case, it is difficult to guarantee anything. Therefore, connecting `true` to `SqrRoot` should result in an incompatibility. Indeed, when we call the Analyzer’s simplification procedure:

```
simplify_RCRS "Syst3 = true o SqrRoot" "u" "y"
thm Syst3_simp
```



(a) A square root system.



(b) Incompatibility detected.

Fig. 5: A system in RCRS Isabelle and detection of incompatibility.

we see in Isabelle's output window that the system simplifies to

$\text{Syst3} = \{.u. \forall y. 0 \leq y.\} \circ [-: u \leadsto y. \exists z. y = \text{sqrt } z:]$

The formula $\forall y. 0 \leq y$ is unsatisfiable, which means that **Syst3** is inconsistent, indicating the incompatibility. Unfortunately, the simplification above does not result in an expression which is as simple as it can be, which is due to Isabelle's limitations in simplifying expressions with quantifiers. In this case we have to "help" Isabelle, by recognizing that the formula $\forall y. 0 \leq y$ is unsatisfiable. We state this as a lemma:

```
lemma aux1: "( $\forall y::\text{real}. 0 \leq y$ ) = False"
  (* sledgehammer *)
  using le_minus_one_simps(3) by blast
```

and prove it using Isabelle's "sledgehammer" mechanism (strangely, Isabelle's "auto" does not work on this formula, even though it appears to work on the more complex formula discussed below). Having proved this lemma, we can call the simplification procedure again and ask it this time to use the lemma as a fact:

```
simplify_RCRS "Syst4 = true o SqrRoot" "u" "y"
  use (aux1)
```

This time simplification succeeds and produces:

$\text{Syst4} = \perp$

Now, suppose that we have a component for which we know something, for instance, that its output y is greater than its input x plus 1:

```
definition [basic_simps]: "A = [-: x ~ y. y  $\geq$  x+1 :]"
```

Let us see what happens if we connect **A** to **SqrRoot**, and try to simplify:

```
simplify_RCRS "Syst5 = A o SqrRoot" "x" "y"
```

We get:

$\text{Syst5} = \{.x. \forall y \geq x+1. 0 \leq y.\} \circ [-: x \leadsto y. \exists z \geq x+1. y = \text{sqrt } z:]$

Again, Isabelle has trouble eliminating the quantifiers from the formulas and needs our help. We recognize that the formula in the precondition is equivalent to $x \geq -1$, and state this as a lemma:

```
lemma aux2: "( $\forall y::\text{real} \geq x + 1. 0 \leq y$ ) = ( $x \geq -1$ )"
  by auto
```

(Interestingly, Isabelle manages to prove this result automatically, even though the formula involved seems more complex than the unsatisfiable formula above.) We can now use the above lemma to simplify further:

```
simplify_RCRS "Syst6 = A o SqrRoot" "x" "y"
  use (aux2)
```

and we get:

```
Syst6= { $x. -1 \leq x$ }.} o [ $x \leadsto y. \exists z \geq x+1. y = \text{sqrt } z$ .]
```

The precondition $x \geq -1$ is as simple as it can be, but the postcondition can be simplified further by eliminating the existential quantifier. This requires manual intervention to Isabelle which will be explained in the demo. The end result is the following lemma

```
lemma "Syst6 = { $x. -1 \leq x$ }.} o [ $x \leadsto z. z \geq \text{sqrt } (x+1)$ ]"
  apply ...
```

which depends on proving

```
lemma aux3: "( $\lambda x z. -1 \leq x \wedge (\exists y. y \geq (x+1) \wedge z = \text{sqrt } y)$ ) =
  ( $\lambda x z. -1 \leq x \wedge z \geq \text{sqrt } (x+1)$ )"
  apply ...
```

These proofs will be included in the software artifacts and details will be provided during the demonstration.

The above examples illustrated several of the features of RCRS as a reasoning tool, similar to a behavioral type checking and inference engine. Indeed, detecting incompatible connections is akin to catching type errors in programs, and inferring conditions such as the condition on the input in the last example above is akin to type inference. In addition to these capabilities, RCRS can be used to check *refinement* (and its counterpart, *abstraction*) between components. We next show how to prove that `SqrRoot` refines `NonDetSqrt` and that `ReceptiveSqrt` refines `SqrRoot` (`NonDetSqrt` and `ReceptiveSqrt` are defined in §2). We have:

```
lemmas [basic_simps] = comp_rel_simps basic_block_rel_simps update_def
  refinement_simps

definition [basic_simps] : "NonDetSqrt = { $x. x \geq 0$ }.} o [ $x \leadsto y. y \geq 0$  :]"

lemma "NonDetSqrt  $\leq$  SqrRoot"
  by (auto simp add: basic_simps)

definition [basic_simps] : "ReceptiveSqrt = [ $x \leadsto y. x \geq 0 \rightarrow y = \text{sqrt } x$ .]"

lemma "SqrRoot  $\leq$  ReceptiveSqrt"
  by (simp add: basic_simps)
```

The first line instructs the Analyzer to use simplification rules for relational predicate transformers [8]. Then, we define the new components and state the refinements as lemmas. The proofs are simple and are based on the necessary and sufficient conditions for checking refinement included in the RCRS library:

```
lemma assert_demonic_refinement: "{p.} o [:r:] ≤ {p'.} o [:r':]"
  = (p ≤ p' ∧ (∀ x . p x → r' x ≤ r x))"
by (auto simp add: le_fun_def assert_def demonic_def)

lemma spec_demonic_refinement: "{p.} o [:r:] ≤ [:r':] =
  (∀x. p x → r' x ≤ r x)"
by (auto simp add: le_fun_def assert_def demonic_def)
```

A.2 The Simulink Translator

The RCRS toolset also contains a *Translator* which takes as input Simulink diagrams (.slx files) and generates RCRS Isabelle theories (.thy files). The Translator is a Python program called `simulink2isabelle`. We illustrate its use by building a simple Simulink model (Fig. 6a) and using `simulink2isabelle` to translate it to RCRS:

```
./simulink2isabelle.py sqrt_syst.slx -ic
```

The execution of the translator is shown in Fig. 6b, and the generated RCRS Isabelle theory is rendered in Fig. 6c. The option `-ic` tells the Translator to use a specific algorithm for translating block diagrams to composite RCRS components. Here we pause and introduce another feature of RCRS which we haven't talked about so far, namely, its composition operators. RCRS offers three primitive composition operators: serial (which we have already seen), parallel, and feedback. We will illustrate the latter two with examples coming from Simulink.

Before doing so, let us go over the file `sqrt_syst.thy` generated by the Translator. The structure of the file is similar to the files we have manually created earlier. One difference is that the definition of the basic components, corresponding to basic Simulink blocks, refers to predefined RCRS components included in the `Simulink.thy` library. We can CTRL-click to see the definition of these components: we CTRL-click on top of a component which opens automatically the `Simulink.thy` file.

We explain briefly the `Simulink.thy` file, which contains the RCRS formalization of several Simulink basic blocks. For example, the `Gain` block

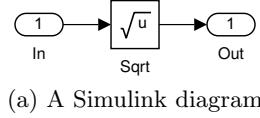
```
definition "Gain k = [- x ~> x * k -]"
```

is parameterized by k , the multiplication factor. The `Integrator` block

```
definition "Integrator dt = [- x, s ~> s, s+x*dt -]"
```

is parameterized by dt , the time step of the simple Euler integration method that we use. Here we take also the opportunity to explain how we model in RCRS *stateful* components: s is the state variable in the `Integrator` component above.

In all our examples so far we have seen only serial composition, `o`. RCRS contains three primitive composition operators: serial, parallel, and feedback,



```
File Edit View Search Terminal Help
cavales:~/RCRS/Simulink2Isabelle$ ./simulink2isabelle.py sqrt_syst.slx -ic

Input file:  sqrt_syst.slx
Output files: sqrt_syst.thy
comp:      ic
flat:      False
const:     False
type:      None
generic:    False
iter:      False
equiv:     False
sim:       False
sim:       False

Initializing component: Model
Translation successful!
cavales:~/RCRS/Simulink2Isabelle$
```

(b) Running the translator on the Simulink diagram above

```
File Edit Search Markers Folding View Utilities Macros Plugins Help
sqrt_syst.thy (~RCRS/Simulink2Isabelle)

(* Begin definition basic block instances *)
definition [bblock]: "Model_In = Import"
definition [bblock]: "Model_Out = Output"
definition [bblock]: "Model_Sqrt = Sqrt"
(* End definition basic block instances *)

lemmas [basic_simps] = basic_block_func_simps cblock bblock fblock comp_func_simps

(* Begin definition model IC_Model *)
simplify_RCRS "IC_Model = Model_In o
Model_Sqrt o
Model_Out"
"b"
"q"
(* End definition model IC_Model *)

(* The following theorems state equivalence of different versions of the top-level model *)
(* This is the basic simplified formula of the top-level model *)
then IC_Model_simps

IC_Model = {b. 0 ≤ b.} o [- b → s_sqrt b -.]

59.20 (12131351) (isabelle.isabelle.UTF-8-isabelle) 11m 0 UG 102/509MB 1:38 PM
```

(c) The generated RCRS theory

Fig. 6: Applying the RCRS toolchain on a Simulink diagram.

which we illustrate in the sequel. Consider the Simulink diagram of Fig. 7. We execute the Translator

```
./simulink2isabelle.py simple_syst.slx -ic
```

and obtain a theory where `Sqrt`, `Add` and `UnitDelay` are defined as above, and the top-level system is defined as shown below:

```
simplify_RCRS "IC_Model = feedback ([- a, f, si_1 ~ (f, a), si_1 -] o
(Model_In ** Model_Sqrt o
Model_Add) ** Id o
Model_UnitDelay o
Model_Split6 ** Id o
[- (a, b), so_1 ~ a, b, so_1 -]) o
Model_Out ** Id"
"(f, si_1)"
"(j, so_1)"
```

The parallel and feedback composition operators are denoted `**` and `feedback`. The current and next state variables are denoted `si_1` and `so_1`. `**` binds stronger than `o`, so that `A ** B o C` is equivalent to `(A ** B) o C`.

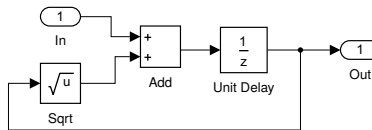


Fig. 7: Simulink model `simple_syst.slx`.

A.3 An Industrial Benchmark

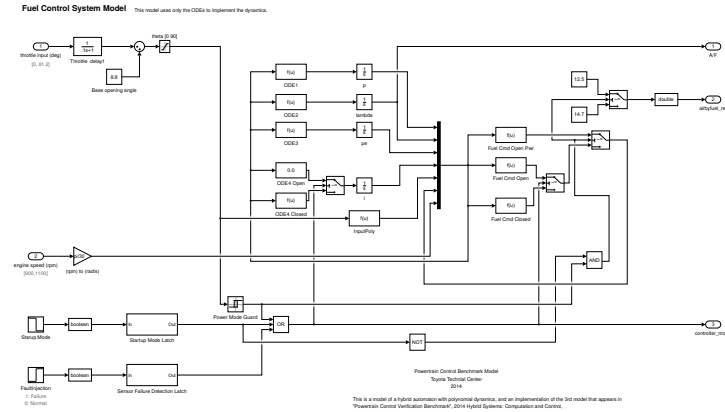


Fig. 8: Excerpt of the Toyota Fuel Control System Simulink model.

We apply the entire toolset on the Toyota Simulink model briefly discussed in §6 (part of the model is shown in Fig. 8). First we run the translator:

```
./simulink2isabelle.py afcs.slx -const -type real -iter -sim
```

Option `-iter` generates code that represents the behavior of the system over time, and option `-sim` generates a Python simulation script.

[illegible]

Fig. 9: The simplified predicate transformer of the Fuel Control System.

The resulting file `afcs.thy` is quite long and its processing by Isabelle takes about 15 seconds. The Analyzer detects no incompatibilities and computes a simplified top-level atomic component whose description is 8338 characters long (an excerpt is shown in Fig. 9). We explain this top-level component, which has a non-trivial automatically generated state condition. Then we run the generated Python simulation code, compare the simulation trajectories with those of Simulink, and find that they are essentially identical.