

Progressive Learning for Systematic Design of Large Neural Networks

Saikat Chatterjee*, Alireza M. Javid*, Mostafa Sadeghi†, Partha P. Mitra‡, Mikael Skoglund*

* School of Electrical Engineering, KTH Royal Institute of Technology, Stockholm, Sweden

† Department of Electrical Engineering, Sharif University of Technology, Tehran, Iran

‡ Cold Spring Harbor Laboratory, 1 Bungtown Road, New York, USA

Abstract—We develop an algorithm for systematic design of a large artificial neural network using a progression property. We find that some non-linear functions, such as the rectifier linear unit and its derivatives, hold the property. The systematic design addresses the choice of network size and regularization of parameters. The number of nodes and layers in network increases in progression with the objective of consistently reducing an appropriate cost. Each layer is optimized at a time, where appropriate parameters are learned using convex optimization. Regularization parameters for convex optimization do not need a significant manual effort for tuning. We also use random instances for some weight matrices, and that helps to reduce the number of parameters we learn. The developed network is expected to show good generalization power due to appropriate regularization and use of random weights in the layers. This expectation is verified by extensive experiments for classification and regression problems, using standard databases.

Index Terms—Artificial neural network, extreme learning machine, deep neural network, least-squares, convex optimization.

I. INTRODUCTION

A standard architecture of artificial neural network (ANN) is comprised of several layers where signal transformation flows from input to output, that is, in one direction. In the literature, this is often known as a feed-forward neural network [1]. Each layer of an ANN is comprised of a linear transform (LT) of an input vector, followed by a non-linear transform (NLT) to generate an output vector. The output vector of a layer is then used as an input vector to the next layer. A linear transform is represented by a weight matrix. A non-linear transform of an input vector is typically realized by a scalar-wise non-linear transform, known as an activation function. Note a standard ANN architecture in Figure 1. There exists a vast literature on ANN design and its functional approximation capabilities [2]–[4]. The contemporary research community is highly active in this area with a resurgence based on deep learning structures [5]–[8], extreme learning machines [9]–[11], confluence of deep learning and extreme learning [12], recurrent neural networks [13], residual networks [14], etc. There are many aspects in designing a structure of ANN for a practical application. For example, many layers are used in deep learning structures, such as in deep neural networks (DNN). It is often argued that the use of many layers provides varying abstraction of the input data and helps to generate informative feature vectors. Many techniques for parameter optimization in deep neural networks, in particular its weight

matrices, use several heuristic design principles, often not well understood in theory at this point of time. Deep neural networks also have other structured forms, such as convolutional neural networks [15], residual neural networks [14]. On the other hand, an extreme learning machine (ELM) typically uses few layers, but wide layers with many nodes. In ELM, it is not necessary to learn majority of weight matrices, and they can instead be chosen as instances of random matrices. For ELMs, there are some theoretical arguments supporting the use of random weight matrices and the resulting universal approximation [16], [17]. In practice, implementation of ELM is simple and an ELM shows good performance for several applications, such as image classification for some standard databases. Related methods based on random weights (or transformations) in neural networks and then, further extension to kernel methods are described in [18]–[24].

The structural architecture of an ANN, in particular the size of the network, matters in practice [25]. Researchers continue to investigate how many layers are needed, and how wide the network should be to achieve a reasonable performance. At this background, we find a lack of systematic design regarding how to choose the size of an ANN. In practice, the choice of size is ad-hoc, and in many cases, a choice is experimentally driven with high manual intervention and pain-staking tuning of parameters. For a given learning problem, examples of pertinent questions can be as follows.

- How to choose number of layers in a network?
- How to choose number of nodes in each and every layer?
- How to guarantee that increase in size results in better (non-increasing) optimized cost for training data?
- How to design with appropriate regularization of network parameters to avoid over-fitting to training data? That means, how to expect a good generalization in the sense of high quality test data performance?
- Can we use random weight matrices to keep the number of parameters to learn in balance?
- Can we reduce effort in tuning of parameters at the time of training? Alternatively, can we reduce influence of manual tuning on learning performance?
- For a deep network, how do we show that approximation error in modeling an appropriate target function decreases with addition of each new layer? A deep network is comprised of many layers, where each layer has a finite number of nodes (each layer is not very wide).

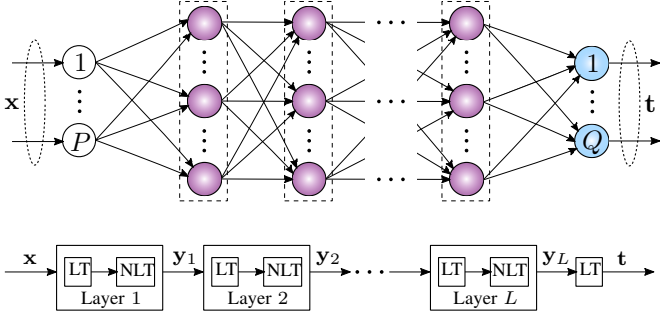


Fig. 1: Architecture of a multi-layer ANN. LT stands for *linear transform* and NLT stands for *non-linear transform*.

In this article, we design a training algorithm in a systematic manner to address these questions. A structure of ANN is decided in our systematic training by progressively adding nodes and layers with appropriate regularization constraints. We name the ANN as progressive learning network (PLN). It is well known that a joint optimization of ANN parameters is a non-convex problem. In our progressive learning approach, we use a layer-wise design principle. A new layer is added on an existing optimized network and each new layer is learned and optimized at a time with appropriate norm-based regularization. For learning of each layer, we have a convex optimization problem to solve. The training of PLN as a whole is greedy in nature and in general sub-optimal. Examples of existing greedy and/or layer-wise learning approaches can be found in [26]–[29]. Then, examples of norm-based regularization and other approaches such as softweights, dropout, can be found in [30]–[32].

A. On optimization cost, regularization and learning

In a supervised learning problem, let (\mathbf{x}, \mathbf{t}) be a pair-wise form of data vector \mathbf{x} that we observe and target vector \mathbf{t} that we wish to infer. Let $\mathbf{x} \in \mathbb{R}^P$ and $\mathbf{t} \in \mathbb{R}^Q$. A function $\mathbf{f}(\cdot)$ acts as an inference function $\tilde{\mathbf{t}} = \mathbf{f}(\mathbf{x}, \boldsymbol{\theta})$ where $\boldsymbol{\theta}$ are parameters of the function. In the training phase, we typically learn optimal parameters by minimizing a cost, for example using

$$C(\boldsymbol{\theta}) = \mathbb{E} \|\mathbf{t} - \tilde{\mathbf{t}}\|_p^p = \mathbb{E} \|\mathbf{t} - \mathbf{f}(\mathbf{x}, \boldsymbol{\theta})\|_p^p \quad (1)$$

where $\|\cdot\|_p$ denotes p 'th norm and \mathbb{E} denotes the expectation operator. Then, in the testing phase, we use the optimal parameters learned from the training phase as de-facto. The expectation operation in the cost function is realized in practice as a sample average using training data. Denoting the j 'th pair-wise data-and-target by $(\mathbf{x}^{(j)}, \mathbf{t}^{(j)})$ and considering that there are a total J training instances, we use the cost as $C(\boldsymbol{\theta}) = \mathbb{E} \|\mathbf{t} - \mathbf{f}(\mathbf{x}, \boldsymbol{\theta})\|_p^p = \frac{1}{J} \sum_{j=1}^J \|\mathbf{t}^{(j)} - \mathbf{f}(\mathbf{x}^{(j)}, \boldsymbol{\theta})\|_p^p$. For learning $\boldsymbol{\theta}$, we use

$$\arg \min_{\boldsymbol{\theta}} C(\boldsymbol{\theta}) \text{ such that } \|\boldsymbol{\theta}\|_q^q \leq \epsilon, \quad (2)$$

where the constraint $\|\boldsymbol{\theta}\|_q^q \leq \epsilon$ acts as a regularization to avoid over-fitting to training data. Usually p and q are chosen as 2 (ℓ_2 norm). The alternative choice p and/or q be 1 enforces sparsity. Often a choice of ϵ is experimentally driven, for example by

using cross validation. To engineer a PLN, we use non-linear activation functions that hold *progression property* (PP). We define the PP such that an input vector passes through a non-linear transformation and the output vector is exactly equal to the input vector. This property will be formally stated later. We show that the rectifier linear unit (ReLU) function and some of its derivatives hold PP. Using PP, we design PLN in progression where nodes and layers are added sequentially, with regularization. This leads to a systematic design of a large neural network. We start with a single-layer network and then build a multi-layer network. In a PLN, we use the output of an optimal linear system as a partial input to the network at the very beginning. For a layer, the corresponding weight matrix is comprised of two parts: one part is optimized and the other part is a random matrix instance. The relevant optimization problem for each layer is convex. Due to the convexity, starting with a single-layer network, we show that addition of a new layer will lead to a reduced cost under certain technical conditions. That means, a two-layer network is better than a single-layer network, and further for multiple layers. In training phase, saturation trend in cost reduction helps to choose the number of nodes in each layer and the number of layers in a network.

II. PROGRESSION PROPERTY

Let $g(\cdot)$ is a non-linear function that takes a scalar argument and provides a scalar output. In the neural network literature, this function is often called activation function. For an input vector $\boldsymbol{\gamma} \in \mathbb{R}^N$, the non-linear function $\mathbf{g} : \mathbb{R}^N \rightarrow \mathbb{R}^N$ is a stack of $g(\cdot)$ functions such that each scalar component of input vector $\boldsymbol{\gamma}$ is treated independently, that is a scalar-wise use of $g(\cdot)$ function. Commonly used non-linear $g(\cdot)$ functions are step function, sigmoid, logistic regression, tan-hyperbolic, rectifier linear unit function, etc. Being non-linear, we expect that the $\mathbf{g}(\cdot)$ function should follow $\mathbf{g}(\boldsymbol{\gamma}) = [g(\gamma_1) g(\gamma_2) \dots g(\gamma_N)]^T \neq \boldsymbol{\gamma}$.

Definition 1 (Progression Property). *A non-linear $g(\cdot)$ function holds the progression property (PP) if there are two known linear transformations $\mathbf{V} \in \mathbb{R}^{M \times N}$ and $\mathbf{U} \in \mathbb{R}^{N \times M}$ such that $\mathbf{Ug}(\mathbf{V}\boldsymbol{\gamma}) = \boldsymbol{\gamma}, \forall \boldsymbol{\gamma} \in \mathbb{R}^N$.*

We find that some $g(\cdot)$ functions, such as ReLU and leaky ReLU, hold the PP under certain technical conditions. The definition of ReLU function [33] is

$$g(\gamma) = \max(\gamma, 0) = \begin{cases} \gamma, & \text{if } \gamma \geq 0 \\ 0, & \text{if } \gamma < 0. \end{cases} \quad (3)$$

If $M = 2N$, and $\mathbf{V} \triangleq \mathbf{V}_N = \begin{bmatrix} \mathbf{I}_N \\ -\mathbf{I}_N \end{bmatrix} \in \mathbb{R}^{2N \times N}$ and $\mathbf{U} \triangleq \mathbf{U}_N = [\mathbf{I}_N \quad -\mathbf{I}_N] \in \mathbb{R}^{N \times 2N}$ then ReLU holds PP. Here \mathbf{I}_N denotes identity matrix of size N . We use explicit notation \mathbf{V}_N to denote its dependency on dimension N . Next, the definition of leaky ReLU (LReLU) function [34] is

$$g(\gamma) = \begin{cases} \gamma, & \text{if } \gamma \geq 0 \\ a\gamma, & \text{if } \gamma < 0. \end{cases} \quad (4)$$

where $0 < a < 1$ is a fixed scalar, and typically small. If $M = 2N$, and $\mathbf{V} \triangleq \mathbf{V}_N = \begin{bmatrix} \mathbf{I}_N \\ -\mathbf{I}_N \end{bmatrix}$ and $\mathbf{U} \triangleq \mathbf{U}_N =$

$\frac{1}{1+a} [\mathbf{I}_N - \mathbf{I}_N]$ then LReLU holds PP. While we show that the existing ReLU and LReLU functions hold PP, it is possible to invent new functions that hold PP. For example, we propose generalized ReLU function with following definition.

$$g(\gamma) = \begin{cases} b\gamma, & \text{if } \gamma \geq 0 \\ a\gamma, & \text{if } \gamma < 0. \end{cases} \quad (5)$$

where $a, b > 0$ are fixed scalars, with a relation $a < b$. If $M = 2N$, and $\mathbf{V} \triangleq \mathbf{V}_N = \begin{bmatrix} \mathbf{I}_N \\ -\mathbf{I}_N \end{bmatrix}$ and $\mathbf{U} \triangleq \mathbf{U}_N = \frac{1}{a+b} [\mathbf{I}_N - \mathbf{I}_N]$ then the generalized ReLU holds PP.

III. PROGRESSIVE LEARNING NETWORK

Following the standard architecture of ANN shown in Figure 1, we note that each layer of ANN is comprised of a linear transform of an input vector and then a non-linear transform. The linear transform is represented by a weight matrix and the non-linear transform is a \mathbf{g} function. For i 'th layer, if we denote the input vector by \mathbf{z}_i , then the output vector is $\mathbf{g}(\mathbf{W}_i \mathbf{z}_i)$, where \mathbf{W}_i denotes the corresponding weight matrix. In pursuit of answering the questions raised in section I, we design a PLN that grows in size with appropriate constraints. Inclusion of a new node in a layer or inclusion of a new layer always results in non-increasing cost for training data. We provide appropriate regularization to parameters so that the PLN has a good generalization quality. Weight parameters in a large network is engineered by a mix of random weights and deterministic weights. For clarity, we develop and describe a single-layer PLN first, then a two-layer PLN and finally a multi-layer PLN.

A. Single-layer PLN

Let us assume that a single layer PLN has $n_1 \geq 2Q$ nodes in its layer where a non-linear transformation takes place. The single layer PLN comprises of a weight matrix $\mathbf{W}_1 \in \mathbb{R}^{n_1 \times P}$, PP holding non-linear transformation $\mathbf{g} : \mathbb{R}^{n_1} \rightarrow \mathbb{R}^{n_1}$, and output matrix $\mathbf{O}_1 \in \mathbb{R}^{Q \times n_1}$. The signal transformation relations are: $\mathbf{z}_1 = \mathbf{W}_1 \mathbf{x} \in \mathbb{R}^{n_1}$, $\mathbf{y}_1 = \mathbf{g}(\mathbf{z}_1) \in \mathbb{R}^{n_1}$, and $\tilde{\mathbf{t}} = \mathbf{O}_1 \mathbf{y}_1 = \mathbf{O}_1 \mathbf{g}(\mathbf{z}_1) = \mathbf{O}_1 \mathbf{g}(\mathbf{W}_1 \mathbf{x})$. The parameters of the single layer PLN that we need to learn are \mathbf{W}_1 and \mathbf{O}_1 . We construct \mathbf{W}_1 matrix by a combination of deterministic and random matrices, as follows

$$\mathbf{W}_1 = \begin{bmatrix} \mathbf{V}_Q \mathbf{W}_{ls}^* \\ \mathbf{R}_1 \end{bmatrix}. \quad (6)$$

Here $\mathbf{V}_Q \mathbf{W}_{ls}^* \in \mathbb{R}^{2Q \times P}$ is a deterministic matrix where $\mathbf{W}_{ls}^* \in \mathbb{R}^{Q \times P}$ is the optimal linear transform matrix associated with the corresponding linear system. The matrix $\mathbf{R}_1 \in \mathbb{R}^{(n_1-2Q) \times P}$ is an instance of a random matrix. For an optimal linear system, we use a linear transform of \mathbf{x} for inference as $\mathbf{W}_{ls} \mathbf{x}$. Using training data, we find optimal linear transform and optimal cost as follows

$$\mathbf{W}_{ls}^* = \arg \min_{\mathbf{W}_{ls}} \sum_j \|\mathbf{t}^{(j)} - \mathbf{W}_{ls} \mathbf{x}^{(j)}\|_p^p \text{ s.t. } \|\mathbf{W}_{ls}\|_q^q \leq \epsilon, \\ C_{ls}^* \triangleq C(\mathbf{W}_{ls}^*) = \sum_j \|\mathbf{t}^{(j)} - \mathbf{W}_{ls}^* \mathbf{x}^{(j)}\|_p^p,$$

where s.t. is the abbreviation of ‘such that’. Also the $\|\cdot\|_q$ norm over a matrix argument means the ℓ_q -norm over the vectorized form of the matrix. We denote the output of optimal linear system by \mathbf{s}_1 where $\mathbf{s}_1 = \mathbf{W}_{ls}^* \mathbf{x}$. Here the regularization constraint is $\|\mathbf{W}_{ls}\|_q^q \leq \epsilon$. For $p = 2$ and $q = 2$, we can rewrite the optimization problem as a regularized least-squares problem (also known as Tikonov regularization) in unconstrained form as follows

$$\mathbf{W}_{ls}^* = \arg \min_{\mathbf{W}_{ls}} \left\{ \sum_j \|\mathbf{t}^{(j)} - \mathbf{W}_{ls} \mathbf{x}^{(j)}\|_2^2 + \lambda_{ls} \|\mathbf{W}_{ls}\|_2^2 \right\}. \quad (7)$$

Here λ_{ls} is an appropriate regularization parameter that depends on ϵ . The choice of λ_{ls} requires a delicate tuning. Now, for the single layer PLN, we have the following relation

$$\mathbf{z}_1 = \mathbf{W}_1 \mathbf{x} = \begin{bmatrix} \mathbf{V}_Q \mathbf{W}_{ls}^* \\ \mathbf{R}_1 \end{bmatrix} \mathbf{x} = \begin{bmatrix} \mathbf{V}_Q & \mathbf{0} \\ \mathbf{0} & \mathbf{R}_1 \end{bmatrix} \begin{bmatrix} \mathbf{s}_1 \\ \mathbf{x} \end{bmatrix}. \quad (8)$$

Note that, once we set \mathbf{W}_1 , we can generate $\mathbf{z}_1 = \mathbf{W}_1 \mathbf{x}$ and hence $\mathbf{y}_1 = \mathbf{g}(\mathbf{z}_1)$. Using training data, we then find an optimal output matrix for the single layer PLN and the corresponding optimal cost as follows

$$\mathbf{O}_1^* = \arg \min_{\mathbf{O}_1} \sum_j \|\mathbf{t}^{(j)} - \mathbf{O}_1 \mathbf{y}_1^{(j)}\|_p^p \\ \text{such that } \|\mathbf{O}_1\|_q^q \leq \alpha \|\mathbf{U}_Q\|_q^q, \\ C_1^* = C(\mathbf{O}_1^*) \\ = \sum_j \|\mathbf{t}^{(j)} - \mathbf{O}_1^* \mathbf{y}_1^{(j)}\|_p^p \\ = \sum_j \|\mathbf{t}^{(j)} - \mathbf{O}_1^* \mathbf{g}(\mathbf{W}_1 \mathbf{x}^{(j)})\|_p^p, \quad (9)$$

where $\alpha \geq 1$ is a chosen constant and $\|\mathbf{U}_Q\|_q^q = 2Q$ for $q = 1, 2$. We use $\mathbf{y}_1^{(j)}$ notation to denote the corresponding \mathbf{y}_1 for the input $\mathbf{x}^{(j)}$. The optimization problem of (9) is convex. We denote the output of optimized single-layer PLN by $\tilde{\mathbf{t}}_1 = \mathbf{O}_1^* \mathbf{y}_1$. The architecture of single-layer PLN is shown in Figure 2. In the layer, nodes from $(2Q + 1)$ to n_1 are random nodes. Here the term ‘random nodes’ means that the input to these nodes is generated via a linear transform where the linear transform is a random matrix instance. Note that we did not optimize \mathbf{W}_1 and \mathbf{O}_1 jointly, and hence the overall single-layer PLN is sub-optimal.

Remark 1. Let us assume that \mathbf{R}_1 has a finite norm. Then the \mathbf{W}_1 matrix has a finite norm by construction and it is inherently regularized. The matrix \mathbf{O}_1 is also regularized by the constraint $\|\mathbf{O}_1\|_q^q \leq \alpha \|\mathbf{U}_Q\|_q^q$. On relation between optimal linear system and single layer PLN, note that $C_1^* \leq C_{ls}^*$. At the equality condition, we have $\mathbf{O}_1^* = [\mathbf{U}_Q \mathbf{0}]$ by invoking PP, where $\mathbf{0}$ denotes a zero matrix of size $Q \times (n_1 - 2Q)$. Otherwise, the inequality relation has to follow. Next, we focus on test data performance. As both the parameters \mathbf{W}_1 and \mathbf{O}_1 are regularized, we expect that the single layer PLN will provide a better test data performance vis-a-vis the optimal linear system.

Remark 2. Suppose we have two single-layer PLNs. The first PLN has n_1 nodes. The second PLN has $n_1 + \Delta$ nodes, where its weight matrix \mathbf{W}_1 is created by taking the weight matrix of the first PLN and then, concatenating a $\Delta \times P$ -dimensional random matrix instance as a row matrix at the bottom. We

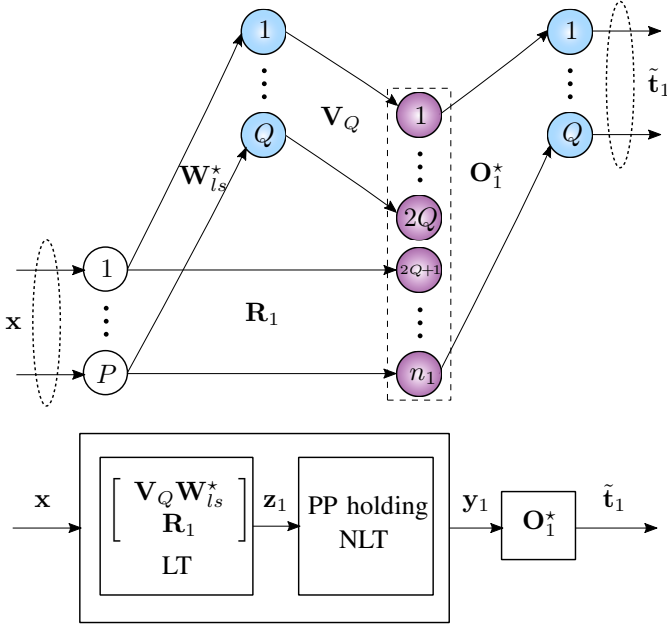


Fig. 2: The architecture of a single layer PLN.

denote the optimized cost for the PLN with n_1 nodes by $C_1^*(n_1)$. Then, by construction of the optimization problem of (9), we have $C_1^*(n_1 + \Delta) \leq C_1^*(n_1)$. The inequality relation helps us to choose number of nodes in a single-layer PLN. We add Δ nodes at a time in step-wise (progression) fashion until the optimized cost shows a saturation trend and stop adding any more node when there is no tangible decrease in cost.

B. Two-layer PLN

A two-layer PLN is built on an optimized single-layer PLN by adding a new layer in progression. From the single-layer PLN, we access two signals: $\mathbf{y}_1 = \mathbf{g}(\mathbf{z}_1)$ and $\tilde{\mathbf{t}}_1 = \mathbf{O}_1^* \mathbf{y}_1$. Let us assume that the second layer of a two-layer PLN has $n_2 \geq 2Q$ nodes. The second layer comprises of a weight matrix $\mathbf{W}_2 \in \mathbb{R}^{n_2 \times n_1}$, PP holding function $\mathbf{g} : \mathbb{R}^{n_2} \rightarrow \mathbb{R}^{n_2}$, and output matrix $\mathbf{O}_2 \in \mathbb{R}^{Q \times n_2}$. In the second layer, the signal transformation relations are: $\mathbf{z}_2 = \mathbf{W}_2 \mathbf{y}_1 \in \mathbb{R}^{n_2}$, $\mathbf{y}_2 = \mathbf{g}(\mathbf{z}_2) \in \mathbb{R}^{n_2}$, and $\tilde{\mathbf{t}} = \mathbf{O}_2 \mathbf{y}_2 = \mathbf{O}_2 \mathbf{g}(\mathbf{z}_2) = \mathbf{O}_2 \mathbf{g}(\mathbf{W}_2 \mathbf{y}_1)$. The parameters to learn are \mathbf{W}_2 and \mathbf{O}_2 . We set the \mathbf{W}_2 by a combination of deterministic and random matrices, as

$$\mathbf{W}_2 = \begin{bmatrix} \mathbf{V}_Q \mathbf{O}_1^* \\ \mathbf{R}_2 \end{bmatrix}. \quad (10)$$

Here $\mathbf{V}_Q \mathbf{O}_1^* \in \mathbb{R}^{2Q \times n_1}$ is a deterministic matrix where \mathbf{O}_1^* is the optimal output matrix from the corresponding single-layer PLN. The matrix $\mathbf{R}_2 \in \mathbb{R}^{(n_2 - 2Q) \times n_1}$ is an instance of a random matrix, that is, nodes from $(2Q + 1)$ to n_2 in the second layer are random nodes. Now, for the two-layer PLN, we have the relation

$$\mathbf{z}_2 = \mathbf{W}_2 \mathbf{y}_1 = \begin{bmatrix} \mathbf{V}_Q \mathbf{O}_1^* \\ \mathbf{R}_2 \end{bmatrix} \mathbf{y}_1 = \begin{bmatrix} \mathbf{V}_Q & \mathbf{0} \\ \mathbf{0} & \mathbf{R}_2 \end{bmatrix} \begin{bmatrix} \mathbf{s}_2 \\ \mathbf{y}_1 \end{bmatrix}, \quad (11)$$

where we use the notation $\mathbf{s}_2 \triangleq \tilde{\mathbf{t}}_1 = \mathbf{O}_1^* \mathbf{y}_1$. Note that, once we set \mathbf{W}_2 , we can generate $\mathbf{z}_2 = \mathbf{W}_2 \mathbf{y}_1 = \mathbf{W}_2 \mathbf{g}(\mathbf{z}_1) =$

$\mathbf{W}_2 \mathbf{g}(\mathbf{W}_1 \mathbf{x})$ and hence generate $\mathbf{y}_2 = \mathbf{g}(\mathbf{z}_2)$. Therefore we find the optimal output matrix for two-layer PLN and the optimal cost as follows

$$\begin{aligned} \mathbf{O}_2^* &= \arg \min_{\mathbf{O}_2} \sum_j \|\mathbf{t}^{(j)} - \mathbf{O}_2 \mathbf{y}_2^{(j)}\|_p^p \\ &\quad \text{such that } \|\mathbf{O}_2\|_q^q \leq \alpha \|\mathbf{U}_Q\|_q^q, \\ C_2^* &= C(\mathbf{O}_2^*) \\ &= \sum_j \|\mathbf{t}^{(j)} - \mathbf{O}_2^* \mathbf{y}_2^{(j)}\|_p^p. \end{aligned} \quad (12)$$

We use $\mathbf{y}_2^{(j)}$ notation to denote the corresponding \mathbf{y}_2 for the input $\mathbf{x}^{(j)}$. We denote the output of optimized two-layer PLN by $\tilde{\mathbf{t}}_2 = \mathbf{O}_2^* \mathbf{y}_2$.

Remark 3. Note that $\mathbf{V}_Q \mathbf{O}_1^*$ has a finite norm and if we choose a finite norm \mathbf{R}_2 , then the matrix \mathbf{W}_2 is inherently regularized. The matrix \mathbf{O}_2 is regularized by the constraint $\|\mathbf{O}_2\|_q^q \leq \alpha \|\mathbf{U}_Q\|_q^q$. Note that $C_2^* \leq C_1^*$ if the second layer in a two-layer PLN is built on the corresponding single layer PLN with optimal cost C_1^* . At the equality condition, we can have a solution $\mathbf{O}_2^* = [\mathbf{U}_Q \mathbf{0}]$ by invoking PP; here $\mathbf{0}$ denotes a zero matrix of size $Q \times (n_2 - 2Q)$. Otherwise, the inequality relation has to follow. As both the parameters \mathbf{W}_2 and \mathbf{O}_2 are regularized, we expect that two-layer PLN will provide a better test data performance than single-layer PLN.

Remark 4. Suppose we have two two-layer PLNs that are built on the same single-layer PLN. In the second layer, the first PLN has n_2 nodes. The second PLN has $n_2 + \Delta$ nodes, where its weight matrix \mathbf{W}_2 is created by taking the weight matrix of the second layer of first PLN and then, concatenating $\Delta \times n_1$ -dimensional random matrix instance as a row matrix at the bottom. We use $C_2^*(n_2)$ to denote the optimized cost for the PLN with n_2 nodes in the second layer. Then, by construction of the optimization problem (12), we have $C_2^*(n_2 + \Delta) \leq C_2^*(n_2)$. This property helps us to choose number of nodes in the second layer.

C. Multi-layer PLN

We have described that a two-layer PLN is built on a single-layer PLN by adding a new layer. In this way, we can build a multi-layer PLN of l layers. We start with an optimized $(l - 1)$ layer PLN and then, add the l 'th layer. The architecture of an l layer PLN is shown in Figure 3 where we assume that the notation is clear from the context. For the l 'th layer, we find the optimal output matrix and the optimal cost as follows

$$\begin{aligned} \mathbf{O}_l^* &= \arg \min_{\mathbf{O}_l} \sum_j \|\mathbf{t}^{(j)} - \mathbf{O}_l \mathbf{y}_l^{(j)}\|_p^p \\ &\quad \text{such that } \|\mathbf{O}_l\|_q^q \leq \alpha \|\mathbf{U}_Q\|_q^q, \\ C_l^* &= C(\mathbf{O}_l^*) \\ &= \sum_j \|\mathbf{t}^{(j)} - \mathbf{O}_l^* \mathbf{y}_l^{(j)}\|_p^p. \end{aligned} \quad (13)$$

Here C_l^* denotes the optimized cost for the PLN with l layers. We note that $C_l^* \leq C_{l-1}^*$ by invoking PP. We use $C_l^*(n_l)$ to denote the optimized cost for an l layer PLN with $n_l \geq 2Q$ nodes in the l 'th layer. Then, by construction of optimization problems, if we increase Δ nodes (random nodes) in the l 'th layer then we have $C_l^*(n_l + \Delta) \leq C_l^*(n_l)$.

The set of parameters that we need to learn for an l layer PLN are mainly the output matrices of layers, that

is, $\mathbf{O}_1, \mathbf{O}_2, \dots, \mathbf{O}_l$ matrices. Note that \mathbf{O}_l is a $Q \times n_l$ -dimensional matrix. Therefore, the total number of parameters to learn is approximately $\sum_l(Q \times n_l) = Q \times \sum_l n_l$. If $Q \ll n_l, \forall l$, then the number of parameters increases approximately in a linear scale with addition of a new layer. On the other hand, for a typical ANN, weight matrix at the l 'th layer has a dimension $n_l \times n_{l-1}$. Hence, for such an ANN the total number of parameters to learn is approximately $\sum_l(n_l \times n_{l-1})$. Assuming that for all layers we have similar number of nodes, that is $\forall l, n_l \approx n$, a PLN has $\mathcal{O}(Qln)$ parameters to learn, but ANN has $\mathcal{O}(ln^2)$ parameters to learn. Furthermore, if $Q \ll n$ and n is large, then $\mathcal{O}(Qln)$ can be roughly approximated as $\mathcal{O}(ln)$.

D. On progressive learning strategy and less manual tuning

To design a PLN using training data, we start with a single-layer PLN where an important building block is a regularized least-squares. For the single layer PLN, we increase the number of nodes in its layer. We add Δ number of nodes (random nodes) in step-wise manner, until the cost improvement shows a saturation trend. Then, we design a two-layer PLN by adding a new layer as the second layer and increase its nodes in Δ number as long as we get a tangible cost improvement. Next, we add a third layer to design a three-layer PLN and continue to add more layers. That is, layers are added and optimized one at a time. In this way we can design a deep network. If we have access to validation data, then we can test the cost improvement on the validation data instead of training data. Let us choose a performance cost as normalized-mean-error (NME) in dB, defined as follows

$$\begin{aligned} \text{NME} &= 10 \log_{10} \frac{\mathbb{E} \|\mathbf{t} - \tilde{\mathbf{t}}\|_p^2}{\mathbb{E} \|\mathbf{t}\|_p^2} \\ &= 10 \log_{10} \frac{\sum_{j=1}^J \|\mathbf{t}^{(j)} - \tilde{\mathbf{t}}^{(j)}\|_p^2}{\sum_{j=1}^J \|\mathbf{t}^{(j)}\|_p^2}, \end{aligned} \quad (14)$$

where $\tilde{\mathbf{t}}$ denotes predicted output. Let us denote the current NME by NME_c after addition of a node/layer to an old network that has NME denoted by NME_o . For the training data, PLN satisfies $\text{NME}_c \leq \text{NME}_o$. We decide the progressive increase of nodes in a layer, or number of layers to increase depth of a network as long as the change in NME is more than a certain threshold, that is, $\frac{\text{NME}_o - \text{NME}_c}{\text{NME}_o} \geq \text{threshold}$. We choose two separate thresholds for adding nodes and adding layers. The threshold corresponding to addition of nodes is denoted by $\eta_n > 0$, and the threshold corresponding to addition of layers is denoted by $\eta_l > 0$. We set an upper limit on number of nodes in a layer, denoted by n_{max} , to avoid much wide layers. We also set an upper limit on number of layers in a network, denoted by l_{max} .

We need to manually set the following parameters: λ_{ls} for regularized least-squares, α for optimization of $\mathbf{O}_l, \forall l$, the threshold parameters η_n and η_l , maximum allowable number of nodes n_{max} in each layer, and maximum allowable number of layers l_{max} . Among these parameters, we tune λ_{ls} more carefully to achieve a good regularized least-squares. We recall that PLN uses regularized least-squares in its first layer. We do not put much effort to tune the other five parameters: $\alpha, \eta_n, \eta_l, n_{max}$ and l_{max} . In section IV we report experimental

results and show that these five parameters can be chosen in a less careful manner. In fact they are almost the same for several PLN structures used for varying applications.

E. Approximation error of deep PLN

In this subsection we discuss the approximation error of a deep PLN that has many layers, and we assume that each layer has a finite number of nodes. Using PP, we note that the optimized cost is monotonically non-increasing with increase in number of layers, that is $C_l^* \leq C_{l-1}^* \leq \dots \leq C_2^* \leq C_1^* \leq C_{ls}^*$. We denote the output of an optimized l -layer PLN by $\tilde{\mathbf{t}}_l = \mathbf{O}_l^* \mathbf{y}_l$.

Proposition 1 (Small approximation error). *Using PP and under the technical condition $\forall l, \mathbf{O}_l^* \neq [\mathbf{U}_Q \mathbf{0}]$ where $\mathbf{0}$ denotes a zero matrix of size $Q \times (n_l - 2Q)$, the optimized cost is monotonically decreasing with increase in number of layers, that is $C_l^* < C_{l-1}^*$. For a large number of layers, that means when $l \rightarrow \infty$, we have $C_l^* \leq \kappa$ where κ is an arbitrarily small non-negative real scalar.*

The above proposition shows that it is possible to achieve a small approximation error for a deep PLN, where each layer has finite number of nodes. Next, we show a limitation of multi-layer PLN in the following corollary.

Corollary 1 (Limitation). *Let us assume that all layers have $2Q$ nodes, that is $\forall l, n_l = 2Q$. We set $\forall l, \mathbf{W}_l = \mathbf{V}_Q \mathbf{O}_{l-1}^*$, and there is no use of random matrix instances. By the strategy of progressively adding layers, if the l 'th layer has an optimized output matrix $\mathbf{O}_l^* = \mathbf{U}_Q$, then, further addition of a new layer will not help to reduce the cost. Due to PP, the PLN is in a locally optimum point where $C_l^* = C_{l-1}^*$.*

F. Relations to other learning methods

We now discuss relations between a single-layer PLN and two standard learning methods: regularized least-squares and regularized ELM. We have discussed in section III-A that a single-layer PLN provides the same output from a regularized least-squares if the optimal output matrix of PLN $\mathbf{O}_1^* = [\mathbf{U}_Q \mathbf{0}]$; here $\mathbf{0}$ denotes a zero matrix of size $Q \times (n_1 - 2Q)$. On the other hand, if the output matrix is comprised of a zero matrix from the top and a regularized part from the bottom, where the zero matrix is of size $Q \times 2Q$, then the output of single-layer PLN is equivalent to a regularized ELM. Overall, a single-layer PLN can be interpreted as a linear combination of regularized least-squares and regularized ELM. It is non-trivial to extend this interpretation for a multi-layer PLN.

G. Optimization with computational simplicity

For the l 'th layer we need to solve the optimization problem (13). While the optimization problem is convex, a practical problem is computational complexity for a large amount of data. Therefore, we use a computationally simple convex optimization method called alternating-direction-method-of-multipliers (ADMM) [35]. ADMM is an iterative algorithm, more familiar for distributed convex optimization problems [35]. Let us define new matrices $\mathbf{T} = [\mathbf{t}^{(1)}, \mathbf{t}^{(2)}, \dots, \mathbf{t}^{(J)}]$ and

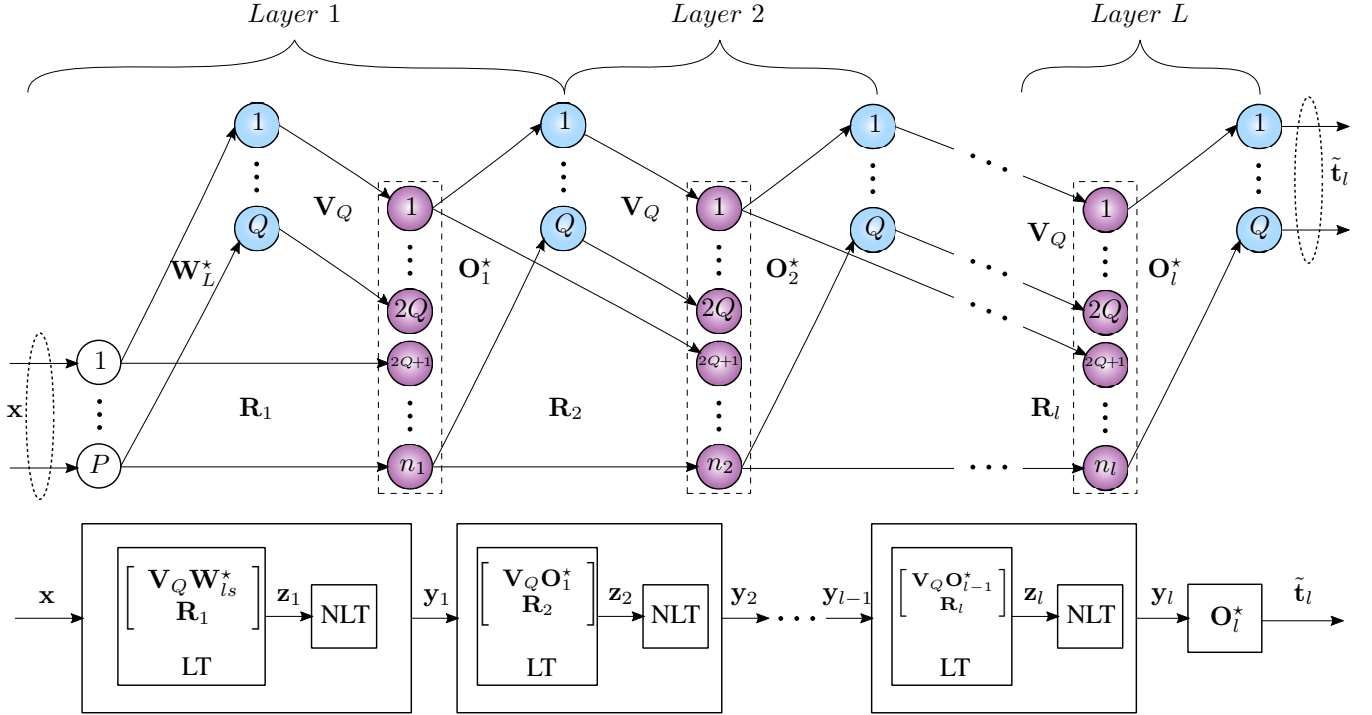


Fig. 3: The architecture of a multi-layer PLN with l layers.

$\mathbf{Y}_l = [y_l^{(1)}, y_l^{(2)}, \dots, y_l^{(J)}]$, we can rewrite the optimization problem (13) for $p = 2$ in the following constrained least-squares problem

$$\min_{\mathbf{O}} \frac{1}{2} \|\mathbf{T} - \mathbf{O}_l \mathbf{Y}_l\|_F^2 \quad \text{s.t.} \quad \|\mathbf{O}_l\|_q \leq \epsilon_o, \quad (15)$$

where $\epsilon_o \triangleq \alpha^{\frac{1}{q}} \|\mathbf{U}_Q\|_q$ and $\|\cdot\|_F$ denotes Frobenius norm. To solve the above problem using ADMM, we consider the following equivalent form of (15):

$$\min_{\mathbf{O}, \mathbf{Q}} \frac{1}{2} \|\mathbf{T} - \mathbf{O} \mathbf{Y}\|_F^2 \quad \text{s.t.} \quad \|\mathbf{Q}\|_q \leq \epsilon_o, \quad \mathbf{Q} = \mathbf{O}, \quad (16)$$

where we drop the subscript l for notational clarity. Then, the ADMM iterations for solving the optimization problem would be as follows

$$\begin{cases} \mathbf{O}_{k+1} = \operatorname{argmin}_{\mathbf{O}} \frac{1}{2} \|\mathbf{T} - \mathbf{O} \mathbf{Y}\|_F^2 + \frac{1}{2\mu} \|\mathbf{Q}_k - \mathbf{O} + \mathbf{\Lambda}_k\|_F^2 \\ \mathbf{Q}_{k+1} = \operatorname{argmin}_{\mathbf{Q}} \frac{1}{2} \|\mathbf{Q} - \mathbf{O}_{k+1} + \mathbf{\Lambda}_k\|_F^2 \quad \text{s.t.} \quad \|\mathbf{Q}\|_q \leq \epsilon_o \\ \mathbf{\Lambda}_{k+1} = \mathbf{\Lambda}_k + \mathbf{Q}_{k+1} - \mathbf{O}_{k+1} \end{cases} \quad (17)$$

where k denotes iteration index, $\mu > 0$ controls convergence rate of ADMM, and $\mathbf{\Lambda}$ stands for a Lagrange multiplier matrix. Noting that the two subproblems in (17) have closed-form solutions, the final algorithm can be written as

$$\begin{cases} \mathbf{O}_{k+1} = (\mathbf{T} \mathbf{Y}^T + \frac{1}{\mu} (\mathbf{Q}_k + \mathbf{\Lambda}_k)) \cdot (\mathbf{Y} \mathbf{Y}^T + \frac{1}{\mu} \mathbf{I})^{-1} \\ \mathbf{Q}_{k+1} = \mathcal{P}_{\mathcal{C}_q}(\mathbf{O}_{k+1} - \mathbf{\Lambda}_k) \\ \mathbf{\Lambda}_{k+1} = \mathbf{\Lambda}_k + \mathbf{Q}_{k+1} - \mathbf{O}_{k+1} \end{cases}, \quad (18)$$

in which, $\mathcal{C}_q \triangleq \{\mathbf{Q} \in \mathbb{R}^{Q \times n} : \|\mathbf{Q}\|_q \leq \epsilon_o\}$, and $\mathcal{P}_{\mathcal{C}_q}$ performs projection onto \mathcal{C}_q . As initial conditions for iterations, we set \mathbf{Q}_0 and $\mathbf{\Lambda}_0$ as zero matrices. The parameters to choose

TABLE I: Databases for multi-class classification

Database	# of train data	# of test data	Input dimension (P)	# of classes (Q)	Random Partition
Vowel	528	462	10	11	No
Extended YaleB	1600	800	504	38	Yes
AR	1800	800	540	100	Yes
Satimage	4435	2000	36	6	No
Scene15	3000	1400	3000	15	Yes
Caltech101	6000	3000	3000	102	Yes
Letter	13333	6667	16	26	Yes
NORB	24300	24300	2048	5	No
Shuttle	43500	14500	9	7	No
MNIST	60000	10000	784	10	No

are μ and an upper limit on iterations, denoted by k_{max} . The choice of μ has a high influence on convergence rate and final solution.

Remark 5. The matrix inversion in (18) is independent of the iterations, and as such, it can be precomputed to save computations. Furthermore, when \mathbf{Y} is a tall matrix, we can invoke the Woodbury matrix identity to take the inverse of $\mathbf{Y}^T \mathbf{Y}$ instead of $\mathbf{Y} \mathbf{Y}^T$.

Remark 6. For $q = 1$ (ℓ_1 norm) and $q = 2$ (Frobenius norm), the projection in (18) has closed-form solutions. For $q = 2$ we have

$$\mathcal{P}_{\mathcal{C}_q}(\mathbf{Q}) = \begin{cases} \mathbf{Q} \cdot \left(\frac{\epsilon_o}{\|\mathbf{Q}\|_F} \right) & : \|\mathbf{Q}\|_F > \epsilon_o \\ \mathbf{Q} & : \text{otherwise.} \end{cases} \quad (19)$$

IV. EXPERIMENTAL EVALUATIONS

A. Experimental setup

In this section, we show experimental results on various benchmark databases for two types of tasks: classification

TABLE II: Databases for regression

Database	# of train data	# of test data	Input dimension (P)	Target dimension (Q)	Random Partition
Pyrim	49	25	27	1	Yes
Bodyfat	168	84	14	1	Yes
Housing	337	169	13	1	Yes
Strike	416	209	6	1	Yes
Balloon	1334	667	2	1	Yes
Space-ga	2071	1036	6	1	Yes
Abalone	2784	1393	8	1	Yes
Parkinsons	4000	1875	20	2	Yes

and regression. All experiments are performed using a laptop with the following specifications: Intel-i7 2.60GHz CPU, 16G DDR4 RAM, Windows 7, MATLAB R2016b. We compare PLN vis-a-vis regularized least-squares and regularized ELM. We recall that PLN uses regularized least-squares in its first layer, discussed in section III-A. Therefore we carefully implement regularized least-squares and choose its regularization parameter λ_{ls} for finding optimal linear matrix by multi-fold cross-validation. This is not only to get good performance for regularized least-squares, but also to ensure good performance of PLN as it is based on regularized least-squares. Then we use single-layer ELM where regularization is performed carefully for optimizing the output matrix. The regularization parameter in a Lagrangian form of the ELM output matrix optimization problem is denoted by λ_{elm} . We also experimentally tuned the number of nodes in ELM for achieving good performance. The number of nodes in ELM is denoted by n_{elm} . For ELM and PLN we use ReLU as activation function. We did not perform experiments using other PP holding non-linear functions. We mention that elements of all random matrix instances are drawn from a uniform distribution in the range of [-1 1]. Further, we used a practical trick: the output corresponding to random nodes of each layer of PLN is scaled such that it has unit ℓ_2 norm. This is to ensure that the transformed signal does not grow arbitrarily large when it flows through layers.

We conduct experiments using databases which are mentioned in Table I and II for classification and regression tasks, respectively. These databases have been extensively used in relevant signal processing and machine learning applications [36]–[42]. For classification tasks, databases are mentioned in Table I – the ‘vowel’ database is for vowel recognition task (a speech recognition application) and all other databases are for image classification (computer vision applications). To give some examples, Caltech101 database contains 9144 images from 101 distinct object classes (including faces, flowers, cars, etc.) and one background class. The number of images in each class can vary from 31 to 800, and objects of same class have considerable variations in shape. Caltech101 is a database where achieving a higher classification accuracy is known to be challenging. In Table I, we mention instances of training data, instances of testing data, dimension of input data vector (P), and number of classes (Q) for each database. We use the Q -dimensional target vector \mathbf{t} in a classification task as a discrete variable with indexed representation of 1-out-of- Q -classes. A target variable (vector) instance has only one scalar component that is 1, and the other scalar components

are 0. Table II informs databases for regression tasks, and shows instances of training data, instances of testing data, dimension of input data vector (P), and target dimension (Q). For several databases in Tables I and Table II we do not have clear demarcation between training data and testing data. In those cases, we randomly partition the total dataset into two parts (training and testing datasets) and repeat experiments to reduce the effect of this randomness. This is denoted as the term ‘random partition’ in tables. If ‘yes’, then we do random partition; if ‘no’, then the databases already have clear partition. At this point, we discuss source of randomness in experiments. While we mentioned a type of randomness due to partition of a total database into training and testing datasets, another type of randomness arises in ELM and PLN due to the use of random weight matrices in their architecture. Considering both these types of randomness and to reduce their effects, we repeat experiments several times (50 times) and report average performance results (mean value) with standard deviations.

B. Performance results

Classification performance results are shown in Table III where we show training NME (NME for training data at the time of training), testing NME (NME for testing data after training), training time (calculated by Matlab tic-toc function at the time of training), and testing accuracy (classification performance for testing data). The most important performance measure is the testing accuracy. It can be seen that PLN provides better and/or competitive performance for several databases vis-a-vis regularized least-squares and regularized ELM. For Caltech101 database, PLN provides a significant performance improvement compared to ELM. Next we show corresponding parameters for the associated algorithms in Table IV. Parameters for regularized least-squares and regularized ELM are carefully chosen using extensive cross validation and manual tuning. We recall that regularized least-squares is used as a building block for PLN. Except for the part of parameters associated with regularized least-squares, only modest effort was put into choosing the other parameters of the PLN. In fact, we deliberately chose the same parameters for all databases to show that careful tuning of the parameters is not necessary. This helps to reduce manual effort. Next, we show regression performance results in Table V and note that PLN provides better and/or competitive performance. Table VI displays parameters for the associated algorithms and it shows that PLN indeed does not require high manual effort in tuning. While we argued that we wish to avoid such effort, a natural question is what happens if we manually tune parameters of PLN. Is it possible to improve performance? To investigate, we show performance of PLN with tuned parameters in Table VII for classification tasks on some randomly picked datasets. We did not exercise extensive tuning, but perform a limited tuning. Further we tuned some parameters among all parameters. The tuning is performed using intuition driven optimization and our gathered experience from previous experiments. Experimental results shown in Table VII confirm that further performance improvement of PLN is indeed possible by parameter tuning.

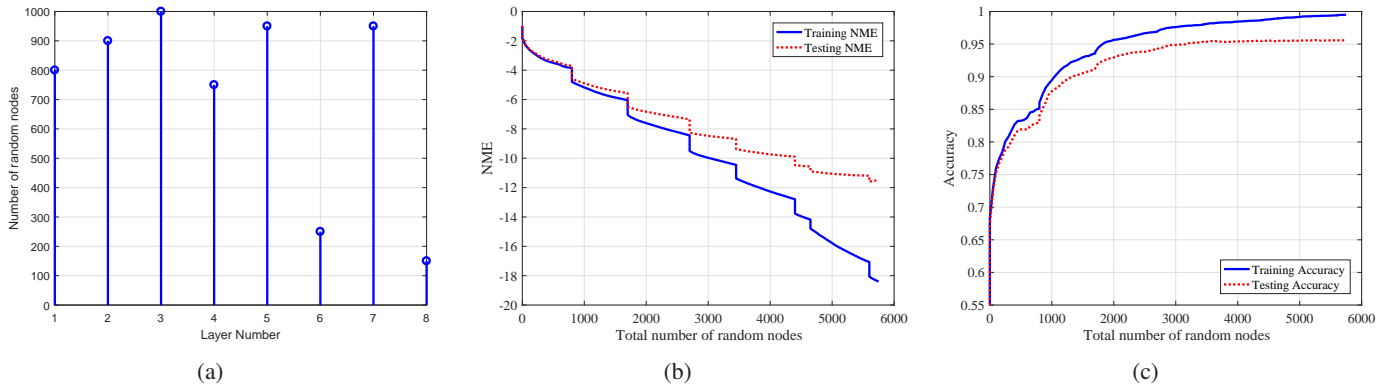


Fig. 4: Behavior of a PLN buildup instance for ‘Letter’ database at the time of training. The PLN instance is comprised of 8 layers. (a) Number of random nodes across layers. It shows that some layers have more nodes and some layers have less nodes. (b) Normalized-mean-error (NME in dB) versus number of random nodes. (c) Classification accuracy versus number of random nodes. Note the stair-case type behavior in (b) and (c) where a sudden change occurs when a new layer is added.

TABLE VII: Classification performance with tuned PLN

Dataset	Accuracy of PLN	Accuracy of tuned PLN	Parameters of tuned PLN								
			λ_{ls}	μ	k_{max}	α	n_{max}	η_n	η_l	l_{max}	Δ
Vowel	60.2 ± 2.4	63.3 ± 1.5	10^2	10^3	100	2	4000	0.005	0.05	10	500
Caltech101	76.1 ± 0.8	77.5 ± 0.7	5	10^{-2}	100	3	20	0.005	0.15	10	5
Letter	95.7 ± 0.2	97.1 ± 0.2	10^{-5}	10^4	100	2	4000	0.005	0.25	10	500
MNIST	95.7 ± 0.1	98.0 ± 0.1	1	10^5	100	2	4000	0.005	0.15	10	400

and some layers have less nodes. Natural questions include: what is the reason behind such an architecture? Which layer could have more nodes and which layer less nodes? These questions are non-trivial to answer. In the other sub-figures, note the stair-case type behavior where a sudden change occurs when a new layer is added. Addition of a new layer brings relatively high performance improvement as a sudden jump. The performance shows saturation trend when the number of nodes in each layer increases and the number of layers increases. While PLN training strategy ensures non-increasing NME for training dataset, it is interesting to see the testing dataset NME also shows a similar trend. Further, classification accuracy for both training and testing datasets show consistent improvement as the PLN size grows. It is natural to question why a sudden change in performance improvement occurs at addition of a new layer. At this point of time, a mathematically justified argument for this question is non-trivial. A qualitative argument would be that the addition of a new layer brings a richer feature representation than the previous layer. Further, we observe that the gap between training dataset performance and test dataset performance increases as the network grows in size. For a fixed amount of training dataset size, this observation is consistent with the knowledge that network generalization power diminishes as the number of parameters (to learn) grows with increase in network size.

C. Reproducible research

In spirit of reproducible research, all software codes in Matlab are posted in <https://sites.google.com/site/saikatchatt/> and also in www.ee.kth.se/reproducible/. The codes can be

used to reproduce some experimental results reported in this article.

V. CONCLUSIONS

We conclude that a large multi-layer ANN can be designed systematically where the number of layers and the number of nodes in each layer can be learned from training data. The learning process does not require a high manual intervention. Appropriate use of activation functions, regularization, convex optimization and random weights allows the learned network to show promising generalization properties. In the progressive strategy of growing the network size, addition of a new layer typically brings performance improvement with a sudden jump. This may be attributed to the common belief that non-linear transformations provide information rich feature vectors. In the development of PLN, we did not investigate a scope of using back propagation based learning approach for further training of PLN to design a more optimized network, but this can be investigated in future.

REFERENCES

- [1] G. Bebis and M. Georgiopoulos, “Feed-forward neural networks,” *IEEE Potentials*, vol. 13, no. 4, pp. 27–31, Oct 1994.
- [2] J. J. Hopfield, “Artificial neural networks,” *IEEE Circuits and Devices Magazine*, vol. 4, no. 5, pp. 3–10, Sept 1988.
- [3] Ken-Ichi Funahashi, “On the approximate realization of continuous mappings by neural networks,” *Neural Networks*, vol. 2, no. 3, pp. 183 – 192, 1989.
- [4] Kurt Hornik, “Approximation capabilities of multilayer feedforward networks,” *Neural Networks*, vol. 4, no. 2, pp. 251 – 257, 1991.
- [5] Yoshua Bengio, Aaron Courville, and Pascal Vincent, “Representation learning: A review and new perspectives,” *IEEE transactions on pattern analysis and machine intelligence*, vol. 35, no. 8, pp. 1798–1828, 2013.

- [6] Yann LeCun, Yoshua Bengio, and Geoffrey Hinton, "Deep learning," *Nature*, vol. 521, no. 7553, pp. 436–444, 2015.
- [7] Yoshua Bengio et al., "Learning deep architectures for ai," *Foundations and trends® in Machine Learning*, vol. 2, no. 1, pp. –127, 2009.
- [8] Ian Goodfellow, Yoshua Bengio, and Aaron Courville, *Deep Learning*, MIT Press, 2016.
- [9] Guang-Bin Huang, Qin-Yu Zhu, and Chee-Kheong Siew, "Extreme learning machine: Theory and applications," *Neurocomputing*, vol. 70, no. 1–3, pp. 489–501, 2006.
- [10] Guang-Bin Huang, Qin-Yu Zhu, and Chee-Kheong Siew, "Extreme learning machine: a new learning scheme of feedforward neural networks," in *IEEE International Joint Conference on Neural Networks*, 2004.
- [11] Guang-Bin Huang, Hongming Zhou, Xiaojuan Ding, and Rui Zhang, "Extreme learning machine for regression and multiclass classification," *IEEE Transactions on Systems, Man, and Cybernetics, Part B (Cybernetics)*, vol. 42, no. 2, 2012.
- [12] Migel D. Tissera and Mark D. McDonnell, "Deep extreme learning machines: supervised autoencoding architecture for classification," *Neurocomputing*, vol. 174, pp. 42 – 49, 2016.
- [13] Tomas Mikolov, Martin Karafit, Lukas Burget, Jan Cernock, and Sanjeev Khudanpur, "Recurrent neural network based language model," 01 2010.
- [14] K. He, X. Zhang, S. Ren, and J. Sun, "Deep residual learning for image recognition," in *2016 IEEE Conference on Computer Vision and Pattern Recognition (CVPR)*, June 2016, pp. 770–778.
- [15] Alex Krizhevsky, Ilya Sutskever, and Geoffrey E Hinton, "Imagenet classification with deep convolutional neural networks," in *Advances in Neural Information Processing Systems 25*, F. Pereira, C. J. C. Burges, L. Bottou, and K. Q. Weinberger, Eds., pp. 1097–1105. Curran Associates, Inc., 2012.
- [16] Guang-Bin Huang, "What are extreme learning machines? filling the gap between frank rosenblatt's dream and john von neumann's puzzle," *Cognitive Computation*, vol. 7, no. 3, pp. 263–278, Jun 2015.
- [17] "Universal approximation using incremental constructive feedforward neural networks with random hidden nodes," *IEEE Transactions on Neural Networks*, vol. 17, no. 4, pp. 879–892, July 2006.
- [18] W.F. Schmidt, M.A. Kraaijveld, and R.P.W. Duin, "Feed forward neural networks with random weights," in *Proc. 11th IAPR Int Conf Vol. II, B: Pattern Recognition Methodology and Systems*, 1992.
- [19] Yoh-Han Pao, Gwang-Hoon Park, and Dejan J. Sobajic, "Learning and generalization characteristics of the random vector functional-link net," *Neurocomputing*, vol. 6, no. 2, pp. 163 – 180, 1994, Backpropagation, Part IV.
- [20] B. Igel'nik and Yoh-Han Pao, "Stochastic choice of basis functions in adaptive function approximation and the functional-link net," *IEEE Transactions on Neural Networks*, vol. 6, no. 6, pp. 1320–1329, Nov 1995.
- [21] Jing Lu, Jianwei Zhao, and Feilong Cao, "Extended feed forward neural networks with random weights for face recognition," *Neurocomputing*, vol. 136, pp. 96 – 102, 2014.
- [22] F. Cao, J. Lu, Jianjun Chu, Zhenghua Zhou, J. Zhao, and Guoqiang Chen, "Leukocyte image segmentation using feed forward neural networks with random weights," in *2015 11th International Conference on Natural Computation (ICNC)*, Aug 2015, pp. 736–742.
- [23] Ali Rahimi and Benjamin Recht, "Weighted sums of random kitchen sinks: Replacing minimization with randomization in learning," in *Advances in Neural Information Processing Systems 21*, D. Koller, D. Schuurmans, Y. Bengio, and L. Bottou, Eds., pp. 1313–1320. Curran Associates, Inc., 2009.
- [24] Quoc Le, Tamas Sarlos, and Alex Smola, "Fastfood - approximating kernel expansions in loglinear time," in *30th International Conference on Machine Learning (ICML)*, 2013.
- [25] D. Ellis and N. Morgan, "Size matters: an empirical study of neural network training for large vocabulary continuous speech recognition," in *1999 IEEE International Conference on Acoustics, Speech, and Signal Processing. Proceedings. ICASSP99 (Cat. No.99CH36258)*, Mar 1999, vol. 2, pp. 1013–1016 vol.2.
- [26] A. G. Ivakhnenko, "Polynomial theory of complex systems," *IEEE Transactions on Systems, Man, and Cybernetics*, vol. SMC-1, no. 4, pp. 364–378, Oct 1971.
- [27] Yoshua Bengio, Pascal Lamblin, Dan Popovici, Hugo Larochelle, et al., "Greedy layer-wise training of deep networks," *Advances in neural information processing systems*, vol. 19, pp. 153, 2007.
- [28] Mandar Kulkarni and Shirish Karande, "Layer-wise training of deep networks using kernel similarity," *arXiv preprint*, 2017, [Available Online] <https://arxiv.org/abs/1703.07115>.
- [29] Chris Hettlinger, Tanner Christensen, Ben Ehler, Jeffrey Humpherys, Tyler Jarvis, and Sean Wade, "Forward thinking: Building and training neural networks one layer at a time," *arXiv preprint*, 2017, [Available Online] <https://arxiv.org/abs/1706.02480>.
- [30] J. Larsen and L. K. Hansen, "Generalization performance of regularized neural network models," in *Proceedings of IEEE Workshop on Neural Networks for Signal Processing*, Sep 1994, pp. 42–51.
- [31] S. J. Nowlan and G. E. Hinton, "Simplifying neural networks by soft weight-sharing," *Neural Computation*, vol. 4, no. 4, pp. 473–493, July 1992.
- [32] Nitish Srivastava, Geoffrey Hinton, Alex Krizhevsky, Ilya Sutskever, and Ruslan Salakhutdinov, "Dropout: A simple way to prevent neural networks from overfitting," *Journal of Machine Learning Research*, vol. 15, pp. 1929–1958, 2014.
- [33] Xavier Glorot, Antoine Bordes, and Yoshua Bengio, "Deep sparse rectifier neural networks," in *International Conference on Artificial Intelligence and Statistics*, 2011, pp. 315–323.
- [34] Andrew L. Maas, Awni Y. Hannun, and Andrew Y. Ng, "Rectifier nonlinearities improve neural network acoustic models," in *Proc. ICML*, 2013, vol. 30.
- [35] S. Boyd, N. Parikh, E. Chu, B. Peleato, and J. Eckstein, "Distributed optimization and statistical learning via the alternating direction method of multipliers," *Foundations and Trends in Machine Learning*, vol. 3, no. 1, pp. 1–122, 2011.
- [36] Seyda Ertekin, Jian Huang, Leon Bottou, and Lee Giles, "Learning on the border: Active learning in imbalanced data classification," in *Proceedings of the Sixteenth ACM Conference on Conference on Information and Knowledge Management*, New York, NY, USA, 2007, CIKM '07, pp. 127–136, ACM.
- [37] J. Tang, C. Deng, and G. B. Huang, "Extreme learning machine for multilayer perceptron," *IEEE Transactions on Neural Networks and Learning Systems*, vol. 27, no. 4, pp. 809–821, April 2016.
- [38] Z. Jiang, Z. Lin, and L. S. Davis, "Label consistent K-SVD: Learning a discriminative dictionary for recognition," *IEEE Transactions on Pattern Analysis and Machine Intelligence*, vol. 35, no. 11, pp. 2651–2664, Nov 2013.
- [39] Q. Zhang and B. Li, "Discriminative K-SVD for dictionary learning in face recognition," in *2010 IEEE Computer Society Conference on Computer Vision and Pattern Recognition*, June 2010, pp. 2691–2698.
- [40] Bolei Zhou, Agata Lapedriza, Jianxiong Xiao, Antonio Torralba, and Aude Oliva, "Learning deep features for scene recognition using places database," in *Advances in Neural Information Processing Systems 27*, Z. Ghahramani, M. Welling, C. Cortes, N. D. Lawrence, and K. Q. Weinberger, Eds., pp. 487–495. Curran Associates, Inc., 2014.
- [41] M. Aharon, M. Elad, and A. Bruckstein, "K-SVD: An algorithm for designing overcomplete dictionaries for sparse representation," *IEEE Transactions on Signal Processing*, vol. 54, no. 11, pp. 4311–4322, Nov. 2006.
- [42] Robert E. Schapire, "A brief introduction to boosting," in *Proceedings of the 16th International Joint Conference on Artificial Intelligence - Volume 2*, San Francisco, CA, USA, 1999, IJCAI'99, pp. 1401–1406, Morgan Kaufmann Publishers Inc.