

Local Word Vectors Guiding Keyphrase Extraction

Eirini Papagiannopoulou, Grigorios Tsoumakas

School of Informatics, Aristotle University of Thessaloniki, 54124, Greece

Abstract

Automated keyphrase extraction is a fundamental textual information processing task concerned with the selection of representative phrases from a document that summarize its content. This work presents a novel unsupervised method for keyphrase extraction, whose main innovation is the use of *local* word embeddings (in particular GloVe vectors), i.e. embeddings trained from the single document under consideration. We argue that such local representation of words and keyphrases are able to accurately capture their semantics in the context of the document they are part of, and can therefore help in improving keyphrase extraction quality. Empirical results offer evidence that indeed local representations lead to better keyphrase extraction results compared to both embeddings trained on very large third corpora or larger corpora consisting of several documents of the same scientific field and to other state-of-the-art unsupervised keyphrase extraction methods.

Keywords: keyphrase extraction, unsupervised method, GloVe, local word vectors, Reference Vector Algorithm

2010 MSC: 68T50

1. Introduction

Keyphrase extraction is concerned with the selection of a set of phrases from within a document that together summarize the main topics discussed in that

Email addresses: epapagia@csd.auth.gr (Eirini Papagiannopoulou), greg@csd.auth.gr (Grigorios Tsoumakas)

document (Hasan & Ng, 2014). Automatic keyphrase extraction is a fundamental task in digital content management as it can be used for document indexing, which in turns enables calculating semantic similarity between documents (and hence document clustering), and can improve browsing of digital libraries (Gutwin et al., 1999; Witten, 2003). In addition, automatic keyphrase extraction offers an approach to document summarization. Keyphrase extraction is particularly important in academic publishing, where it is used as a technological building block to recommend articles to readers, to highlight missing citations to authors and to analyze research trends (Augenstein et al., 2017).

Supervised machine learning approaches for automatic keyphrase extraction rely on annotated corpora. However, manual selection of the keyphrases of each document by humans requires the investment of time and money and is characterized by great subjectivity. In many cases, the extracted keyphrases cover one or more non-core topics due to misunderstandings, or they miss one or more of the important topics discussed in the document. Sterckx et al. (2016) show that different annotators substantially disagree between each other. The subjectivity of the ground truth in annotated corpora affects the quality of models induced by supervised keyphrase extraction methods. In addition, supervised methods often fail to generalize well to documents coming from a different content domain than the training corpus, may require retraining to address concept drift, and are more susceptible to varying vocabularies across documents and different personal writing styles across authors.

In contrast, this work takes a novel unsupervised path to keyphrase extraction. To be able to take into account the semantic similarity among words we consider word embeddings, in particular the one generated by GloVe (Pennington et al., 2014). Different however from past approaches that exploit word embeddings in keyphrase extraction Wang et al. (2014), we do not use pre-trained vectors, but instead learn *local* GloVe representations in the context of *single documents*, in particular full-texts of academic publications. Our main hypothesis is that such local representations will be able to more accurately capture the semantic similarity of the different words and phrases in the context of

each document, and help us extract more representative keyphrases, compared to global representations and other state-of-the-art unsupervised keyphrase extraction methods. Our research objective is to investigate whether this hypothesis holds.

Our approach extracts keyphrases from the title and abstract of an academic publication, which constitute a clear and concise summary of the whole publication, in order to avoid the noise and redundancy found in the full-text. Once local word vectors have been learned from the full-text of a given academic publication, we compute the mean vector of the words in its title and abstract, dubbed *reference vector*, which we can intuitively consider as a vector representation of the semantics of the whole publication. We then extract candidate keyphrases from the title and abstract, and rank them in terms of their cosine similarity with the reference vector, assuming that the closer to the reference vector is a word vector, the more representative is the corresponding word for the publication.

The rest of the paper is organized as follows. Section 2 gives a review of the related work in the field of keyphrase extraction as well as a brief overview of methods that produce word embeddings. Section 3 presents the proposed approach. Section 4 describes empirical results highlighting different aspects of our approach and comparing it with other state-of-the-art unsupervised keyphrase extraction methods. Finally, Section 5 presents the conclusions of this work and points to future work directions.

2. Related Work

2.1. Automatic Keyphrase Extraction

Automatic keyphrase extraction is a well studied task and a lot of techniques have been proposed in the past. In this section, we present both supervised and unsupervised methods in a comprehensive, structured way describing the most representative approaches of each category.

2.1.1. Unsupervised Approaches

Unsupervised approaches usually follow a standard process (Hasan & Ng, 2010, 2014). The first stage of an unsupervised keyphrase extraction system is to choose the candidate lexical units with respect to some heuristics e.g. exclusion of stopwords or selection of words that are only nouns and adjectives. The second stage is to rank these lexical units by measuring the “importances” of them through co-occurrence statistics or syntactic rules etc. The final stage is the keyphrase formation where top-ranked lexical units are selected either as keywords or for the formation of longer keyphrases.

First of all, *TfIdf* approach is used as a baseline and proposes a way to have the most representative words according to their frequency in a particular document, considering simultaneously their occurrences in other documents of a collection. *TfIdf* (Jones, 1972) offers useful information that can be exploited by unsupervised methods along with other scoring functions in order to rank the candidate keyphrases. Recently, an alternative scoring scheme based on *TfIdf* is proposed by (Florescu & Caragea, 2017a). Particularly, the phrase’s score is computed from the expression $mean * tf$, where *mean* corresponds to the mean of the scores of the words that exist in the phrase and *tf* is the frequency of the phrase in the document. This is not a free-standing scoring scheme, but it could be seen as a step in a unsupervised method.

The family of the graph-based ranking algorithms are based on the following idea: first, a graph from a document is created that has as nodes the candidate keyphrases, and then edges are added between “related” candidate keyphrases. The final goal is the ranking of the nodes using a graph-based ranking method, such as Google’s PageRank (Brin & Page, 1998), Positional Function (Herings et al., 2005) and HITS (Kleinberg, 1999). Particularly, TextRank (Mihalcea & Tarau, 2004) builds an undirected and unweighted graph with candidate lexical units as nodes for a specific text and adds connections (edges) between those nodes that co-occur within a window of N words. The ranking algorithm starts to run iteratively until it converges. Once the algorithm converges, nodes are

sorted by decreasing order and the top T nodes are chosen to form the final keyphrases. Variations of TextRank are SingleRank (Wan & Xiao, 2008) where edges have a weight equal to the number of co-occurrences of their corresponding nodes, within a window and ExpandRank (Wan & Xiao, 2008) where the graph constructed includes as nodes not only the lexical units of a specific document but also the lexical units of the k nearest neighboring documents of the initial document, and an edge between two nodes exists if the corresponding words co-occur within a window of W words in the whole document set. Once the graph is constructed, ExpandRank’s procedure is identical to SingleRank. Recently, another unsupervised graph-based model, called PositionRank, proposed by (Florescu & Caragea, 2017b). This method tries to capture frequent phrases taking into account at the same time their corresponding position in the text. More specifically, it incorporates all positions of a word into a biased PageRank. Finally, the keyphrases are scored and ranked. Wang et al. (2014) propose a graph-based ranking model that takes into consideration information come from distributed word representations. Particularly, again a graph of words is created with edges that represent the co-existence between the words within a window of w consecutive words. Then, a weight, called *word attraction score* is assigned to every edge, which is the product of two individual scores; a) the *attraction force* between two words which uses the frequencies of the words and the distance between the corresponding word embeddings and b) the *dice coefficient* (Dice, 1945; Stubbs, 2003). Once more, a weighted PageRank algorithm is utilized to rank the words.

RAKE (Rose et al., 2010) is an interesting, domain-independent, and language-independent method for extracting keywords from individual documents. Particularly, given a list of stop words, a set of phrase delimiters, and a set of word delimiters, RAKE cuts the document text up to candidate sequences of content words and then builds a graph of word co-occurrences. Afterwards, word scores are calculated for each candidate keyword. The basic difference in comparison with the previous approaches is that RAKE is able to identify keyphrases that contain “interior” stop words, by detecting pairs of keywords that adjoin one

another at least twice in the same document, in the same order, creating, a new candidate keyphrase which contains the corresponding interior stop words.

Furthermore, there is a group of approaches that incorporate knowledge from citation networks in order to extract representative keyphrases for a specific document, by capturing the information of short text descriptions that surround other papers' mentions (citation contexts). CiteTextRank (Gollapalli & Caragea, 2014) is a representative method of this family which constructs a weighted graph considering such type of information.

In addition to the unsupervised methods mentioned above, there is the topic-based clustering group of methods whose motivation is to extract keyphrases that cover all the major topics of a document. A known technique here is Key-Cluster (Liu et al., 2009) which clusters similar candidate keywords utilizing Wikipedia and co-occurrence statistics. The basic idea is that each cluster corresponds to a specific topic of the document and by selecting candidate keyphrases from each cluster, all the topics are covered. TopicRank (Bougouin et al., 2013) is another method that extracts keyphrases from the most significant topics of a document. First, the text of our interest is preprocessed and then keyphrase candidates are grouped into separate topics (using hierarchical agglomerative clustering). In the next stage, a graph of topics is constructed whose edges are weighted based on a measure that considers phrases' offset positions in the text. As a final step, TextRank is used to rank the topics. Topical PageRank (TPR) (Liu et al., 2010) is an alternative methodology which first obtains the topics of words and documents using Latent Dirichlet Allocation (LDA) (Blei et al., 2003) and then begins the construction of the word graph for a given document. The idea of TPR is to run a PageRank for each topic separately by modifying the basic PageRank score function utilizing the word topic distributions calculated earlier for the given document.

2.1.2. Supervised Approaches

In supervised learning a classifier is trained on annotated with keyphrases documents in order to determine whether a candidate phrase is a keyphrase or

not. These keyphrases and non-keyphrases are used to generate positive and negative examples.

The famous KEA system (Witten et al., 1999) is one of the first supervised keyphrase extraction systems which uses only two features during training and extraction process: TfIdf and first occurrence attribute. The training stage uses documents whose the keyphrases are known. Then, for each document, candidate keyphrases are identified and their feature values are calculated. Finally, KEA uses an expression to rank the candidates, that incorporates the corresponding features, based on Naive Bayes. Later, another system which uses linguistic knowledge has been proposed in Hulth (2003). For each candidate phrase of the training data, that has been selected in an earlier stage, four features are calculated: within-document frequency, collection frequency, relative position of the first occurrence and POS tag(s). Finally, the machine learning approach is a rule induction system with bagging. The popular keyphrase extraction system, called Maui (Medelyan et al., 2009), first determines all n-grams up to 3 words and then calculates a set of meaningful features such as TfIdf, position of the first occurrence, *keyphraseness*, phrase length and features based on wikipedia statistics which are used in its classification model. In Caragea et al. (2014) a binary classification model, CeKE, has been proposed (Naive Bayes classifier with decision threshold 0.9) which utilizes *novel* features from information of citation contexts and existing features from previous works. Recently, Sterckx et al. (2016) conduct an interesting study where they conclude that unlabeled keyphrase candidates are not reliable as negative examples. For this reason, they propose to treat supervised keyphrase extraction as Positive Unlabeled Learning by assigning weights to training examples, modeling in this way the uncertainty. Firstly, they train a classifier on a single annotator’s data and use the predictions on the negative/unlabeled phrases as weights. Then, an other classifier is trained on the weighted data mentioned above in order to predict the labels of the candidates.

Other approaches that use neural network models have been also proposed with the most recent work to be a generative model for keyphrase prediction

using an encoder-decoder framework that tries to capture the semantic meaning of the content via a deep learning method (Meng et al., 2017). In fact it applies a recurrent neural network (RNN) Encoder-Decoder model in order to learn the mapping from the source text to its corresponding target keyphrases. The main drawback with such approaches is that the model is expected to work well on text documents that have the same domain with the training data.

Another point of view is to see keyphrase extraction as a learning to rank task such as in Jiang et al. (2009). The basic reason to adopt this approach is the fact that it is easier to determine if a candidate phrase is a keyphrase in comparison with another candidate phrase than to classify it as a keyphrase or not, by taking such hard decisions.

We should not omit the recent work on keyphrase extraction where the task has been treated as a sequence tagging task using Conditional Random Fields (Gollapalli et al., 2017). The features used represent linguistic, orthographic, and structure information from the document. Furthermore, they investigate feature-labeling and posterior regularization in order to integrate expert/domain-knowledge throughout the keyphrase extraction process.

2.2. Dense Vectors

Since 1990, a great number of methods have been proposed for words’ representations such as the popular Latent Dirichlet Allocation (LDA) (Blei et al., 2003) and Latent Semantic Analysis (LSA) (Deerwester et al., 1989, 1990). Generally, such approaches that are based on co-occurrences matrix (Blei et al., 2003; Deerwester et al., 1990; Lund & Burgess, 1996), are able to capture semantics and also be exploited for further dimensionality reduction. However, Bengio et al. (2003) invented the term “word embeddings”, proposing a simple feed-forward neural network which predicts the next word in a sequence of words. In fact, word embeddings came to the foreground in Mikolov et al. (2013) where they presented the well-known Continuous Bag-of-Words Model (CBOW) and the Continuous Skip-gram Model, establishing widely the use of pre-trained embeddings.

In this work, we utilize the GloVe (Global Vectors) (Pennington et al., 2014) method for the generation of the word vectors. This methodology exploits statistical information by training only on the non-zero elements in a word-word co-occurrence matrix in an efficient way and finally, creates a meaningful word vector space.

3. The Reference Vector Algorithm

In this section, we describe thoroughly our keyphrase extraction approach from scientific articles’ titles and abstracts, called Reference Vector Algorithm (RVA), that exploits the GloVe word vector representation to detect the candidate keywords and finally, to provide a complete set of representative keyphrases for a particular title/abstract. This is a simple and cost-effective methodology that also helps evaluate our initial question, whether a word vector representation based on co-occurrence statistics could reveal the role of the word terms in a text segment. The fact that the title and the abstract, in the vast majority of the cases, summarizes the document’s content without the noise of the full-text, makes this part of the document suitable for the extraction of candidate keywords.

The outline of the RVA (Fig. 1), that extends in the subsections below, is rigorously followed in order to extract the keyphrases from an article’s abstract and it is not limited to any scientific domain.

3.1. Candidate Keyphrases’ Production

We follow the choice of previous keyphrase extraction systems (Hulth, 2003; Medelyan et al., 2009) by extracting only unigrams, bigrams and trigrams, as these are also the most frequent lengths of keyphrases that are met in the data sets used in the experimental study (see Section 4.1 for more details about the data sets’ statistics). In this way, we can effectively reduce the number of possible n -grams that are candidates as keyphrases by restricting the value of n to $\{1, 2, 3\}$, with respect to the observation that, in general, a document’s keyphrases tend to be up to trigrams (Gollapalli et al., 2017).

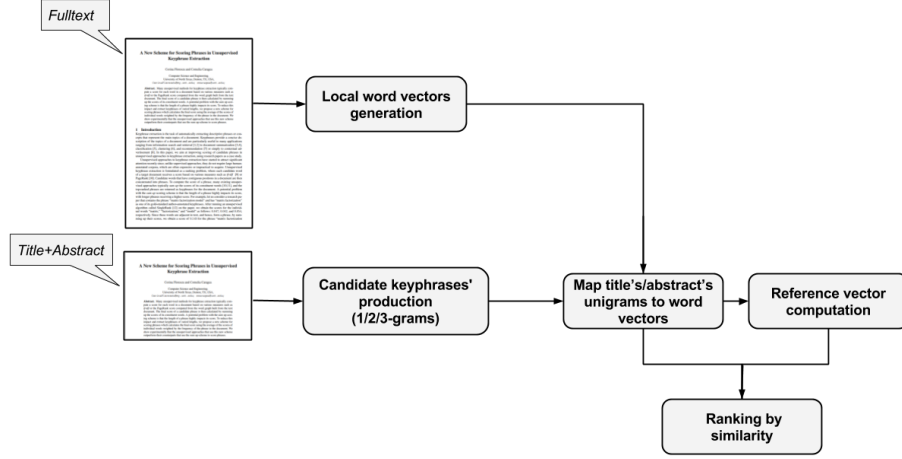


Figure 1: System processing pipeline.

Candidate Unigrams: Unigrams constitute the smallest but the most significant parts that form the longer keyphrases. The criteria for the selection of the appropriate unigrams are the following:

- candidates should have word length lower than 36 and greater than 2 characters (a quite wide range, without any particular restrictions),
- they do not belong to the stopwords list defined by us,
- they are not numbers,
- they do not include the following set of characters: !, @, #, \$, *, =, +, ., ,, ?, >, <, &, (,), {, }, [,], |

No other term frequency conditions are necessary.

Candidate Bigrams: We choose as candidate bigrams those whose words are in candidate unigrams and appear in the text in that specific sequence. We do not keep as candidate bigrams those whose the length of both words is lower than 3.

Candidate Trigrams: We apply the same procedure as above (for bigrams).

3.2. Scoring the Candidate Keyphrases

As a first step, we produce the local word vectors by applying the GloVe model to the candidate fulltext scientific publication from which we would like to extract the abstract’s keyphrases. In this way, the word vector representations generated by GloVe in the context of one article only (that’s why we call them “local” word vectors) encode the role of words as expressive means of writing, via a vector representation, by capturing the way that a limited vocabulary is structured and extended within the narrow limits of a scientific paper. We choose the GloVe technique, instead of other word vector representations, as it is based on the fulltext co-occurrence statistics within a predetermined window, “building” in this way an overview of the neighborhood of each one word and, simultaneously, providing us with a picture for its *local* contexts. For the purposes discussed above, we utilize the implementation of the GloVe model for learning word vector representations that is publicly available by Stanford University on Github.

We compute the mean vector of the title and the abstract, called *reference vector* by averaging the individual local word vectors that appear in that text segment. First, we sum all the word vectors which match to the candidate unigrams formed in the previous step. Then, the reference vector is derived by dividing with the number of candidate unigrams contained in the title and the abstract. We should take into account that the more often a word shows up in the target-text, the more it affects the reference vector. Finally, we calculate the cosine similarity between each candidate unigram’s local vector that appears in the text segment and the reference vector, creating a *mapping* between the words and their corresponding cosine similarity scores.

As a scoring function for a candidate bigram or trigram, we choose the sum of the individual words’ scores, as we prefer the informativeness come from the longer keyphrases rather than the shorter ones e.g. the unigrams. A great number of existing unsupervised approaches sum up the individual word scores to produce the final phrase score (Mihalcea & Tarau, 2004; Wan & Xiao, 2008). In this way, we expand the *mapping* mentioned above with the bigrams/trigrams

and their corresponding score.

Note that most approaches include the Part-of-Speech (PoS) tagging stage based on the observation that the lexical units which belong to a keyphrase often are nouns, adjectives or adverbs (see Sections 2.1.1, 2.1.2). In addition to PoS tagging, stemming is another basic preprocessing step that is suggested by some approaches such as in Hulth (2003). Our decision, to use the word vectors' representation mentioned above, provides us with the advantage to avoid such additional and time-consuming processes, as GloVe is designed to capture in a quantitative way the nuance necessary to discriminate two individual words by associating more than a single number to them, utilizing the vector difference between the two corresponding word vectors.

4. Experiments

We first present the two collections that were used in our empirical study along with some interesting statistics. Then, we describe the evaluation framework and the experimental setup. Finally, we discuss in detail the results, providing both a quantitative and a qualitative evaluation of the proposed approach.

4.1. Data Sets and their Statistics

Our empirical study is based on 2 popular collections of scientific publications: a) Krapivin (Krapivin et al., 2008), which contains 2304 scientific full-text articles from computer science domain published by ACM, along with author-assigned and editor-corrected keyphrases, and b) Semeval (Kim et al., 2010), which contains 244 scientific full-text articles from the ACM Digital Library, along with author-assigned, as well as reader-assigned keyphrases. We apply a preprocessing stage to both data sets in order to separate the upper part (title, abstract for Krapivin and title, abstract, Categories/Subject Descriptors as well as General Terms of the ACM's Computing Classification System for Semeval) of each document from the remaining part (main text body). The refinement

process of the Krapivin data set was quite simple as the title and the abstract are clearly indicated, whereas the corresponding separation process for the Semeval data set was based on heuristic rules for the detection of the beginning of the main body of the article (it usually starts with a section that contains in its title derivatives of the word “introduction” and it is located below the Categories/Subject Descriptors and the General Terms).

Figure 2 presents box and whisker plots of the percentage of the *gold* (i.e. ground truth) keyphrases appearing in the abstract and in the full-text of each scientific publication of both collections. We notice that full-texts include the great majority of the gold keyphrases with a mean value approximately equal to 90%. Abstracts, on the other hand, include approximately half of the gold keyphrases on average.

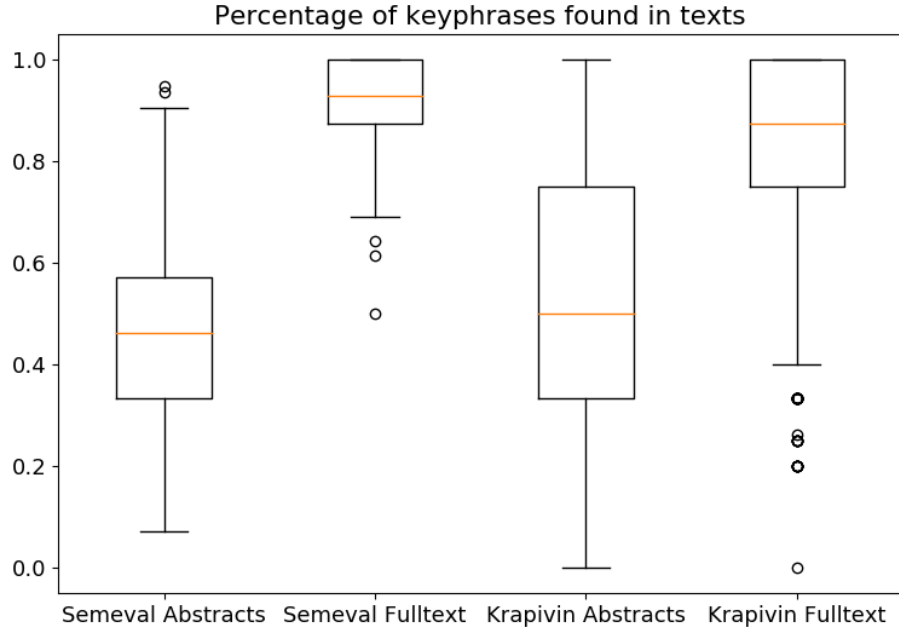


Figure 2: Box plots of the percentage of keyphrases found in the abstract and full-text of each of the two collections. The two box plots on the left correspond to the *Semeval* collection, while the two on the right correspond to the *Krapivin* collection.

Figure 3 presents box and whisker plots of the number of gold keyphrases

that are associated with each article of the two collections. We can see that in *Semeval* an average number of 14 keyphrases is assigned per document, whereas the main range of values is from 13 to 17 keyphrases. In the case of *Krapivin*, the main range of values varies from 4 to 6, with a mean value approximately equal to 5.

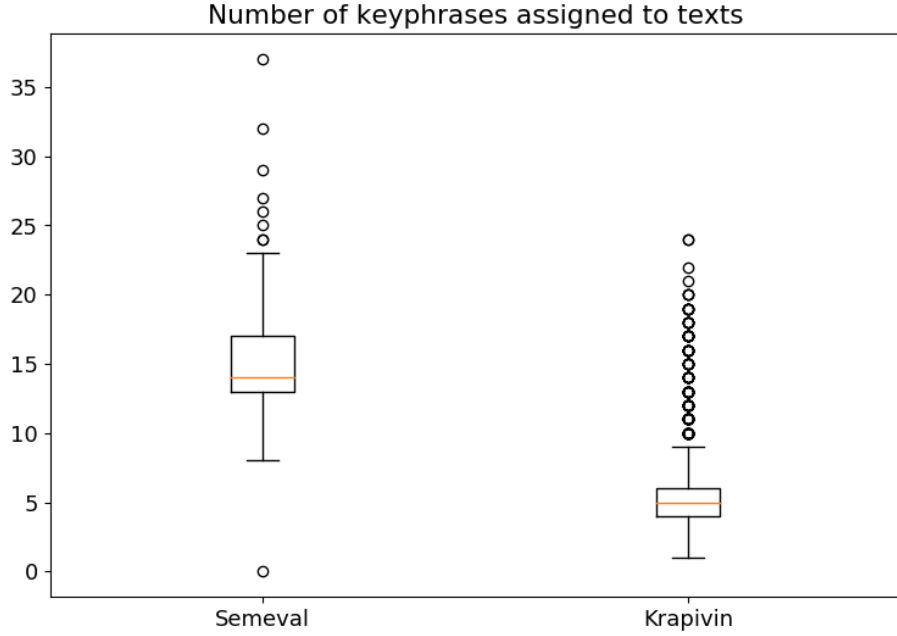


Figure 3: Box plots of the number of keyphrases for Semeval (left) and Krapivin (right).

Finally, Table 1 presents the frequency of the gold keyphrases in each collection per different length (numbers of words). We can see that most keyphrases are bigrams, followed by unigrams/trigrams. Keyphrases with 4 to 6 words are less frequent, while there also exist a couple of outliers with 7 to 9 words.

Data sets	1	2	3	4	5	6	7	8	9
Semeval	759	2005	782	171	46	16	3	2	1
Krapivin	2330	7575	1936	364	70	18	2	1	0

Table 1: Frequency of gold keyphrases per length (number of words), ranging from 1 to 9.

4.2. Experimental Setup

We follow the evaluation process of Rousseau & Vazirgiannis (2015), which calculates the F_1 -measure between the set of words found in all golden keyphrases and the set of words found in all extracted keyphrases.

Regarding the GloVe setup, we used the default parameters ($x_{max} = 100$, $\alpha = \frac{3}{4}$, *window size* = 10), as they are set in the experiments of Pennington et al. (2014). Particularly, we produce 50 and 200 dimensional vectors with 50 iterations as indicated in Pennington et al. (2014) for vectors smaller than 300 dimensions.

We propose the number of keyphrases to be determined based on the title’s and abstract’s size. Particularly, we choose a more flexible threshold for the number of the representative phrases that will be returned as keyphrases which is inspired by Mihalcea & Tarau (2004), i.e., the selection of the top-scored N phrases as keyphrases, where N is equal to $\frac{1}{3}$ of the number of the different words in the title and abstract, rather than to set a fixed number.

4.3. RVA Variants Evaluation Based on Text Size for GloVe Training

In this section, we give a general view of the performance of the RVA algorithm by changing the dimension of the word vectors and training the GloVe model on different corpus sizes, including the usage of word vectors trained on massive web data sets (pretrained word vectors). Specifically, we ran experiments with the pretrained word vectors that were created by training on Wikipedia 2014 + Gigaword 5 which have 400000 vocabulary, uncased. Furthermore, according to the RVA’s methodology, we generated local word vectors from each one scientific publication of the 2 collections, keeping them in separate files. Finally, we trained a GloVe model on the smaller data set collections of Semeval and Krapivin, separately, as an intermediate size of corpus. In all cases, except for those of the pretrained word vectors, we have included in the vocabulary all the possible words that appear in the texts.

As this is the first time that such local word vectors are utilized in this way, we prepared an experimental study appropriate to provide us with comprehen-

sive conclusions about the functionality of the reference vectors as guides of the keyphrase extraction process. For this reason, we have designed 2 additional different versions of the proposed RVA approach, called *Fulltext Reference Vector Algorithm (RVA-F-F)* and *Reference Vector Algorithm using Fulltext Candidates (RVA-A-F)*, respectively. The RVA-F-F follows exactly the same process as the RVA, however, the reference vector, i.e., the mean vector, is computed by averaging the individual local word vectors that appear in the fulltext, not only in the short text which consists of the title and the abstract. Certainly, the candidate words are extracted from the fulltext article, too. On the other hand, the main difference between RVA and RVA-A-F is that the latter uses as candidate unigrams, bigrams and trigrams from the whole article without being limited to the article’s summary like RVA, but the reference vector has been still calculated based only on the title and the abstract. Conventionally, the first letter after the first dash indicates the part of text from where the reference vector is calculated (A for abstract and title and F for fulltext), whereas the second letter refers to the part of text from which the candidate keywords come from (again A for abstract and title and F for fulltext). For consistency reasons, the proposed method is denoted as RVA-A-A. Table 2 describes in detail the different word vector settings with respect to the vector dimensions and the text size used for GloVe training, providing the corresponding abbreviations that are used in the results’ Table 3.

Abbreviation	Description
LOC-50	local 50-dim vectors - trained on individual files
LOC-200	local 200-dim vectors - trained on individual files
CV-50	50-dim vectors - trained on each collection separately
CV-200	200-dim vectors - trained on each collection separately
PV-50	50-dim pretrained vectors
PV-200	200-dim pretrained vectors

Table 2: Explanation of the abbreviations used in the tables with the experimental results to describe the settings of the proposed method and its variants.

Experiments conducted for word vectors with dimensions 50 and 200 for all RVA variants (RVA-A-A, RVA-F-F, RVA-A-F) and the corresponding results show that the vectors' dimensions do not significantly affect the methods' performance. Particularly, for RVA-A-A the differences between its various setups, i.e., CV-50 and CV-200 as well as PV-50 and PV-200, become apparent beyond the 3^{rd} decimal place of F_1 score for both data sets, except for LOC-50 and LOC-200 of the Krapivin data collection where the difference is noted in the 2^{nd} decimal digit. The same holds for RVA-F-F and the exception in this case is observed again in Krapivin for LOC-50/LOC-200 and CV-50/CV-200 (difference in the 2^{nd} decimal digit). Moreover, the values of F_1 measure for RVA-A-F have more or less similar behavior either using 50-dimensional vectors or 200-dimensional ones with slight differentiations in the 3^{rd} decimal digit, too.

Regarding to the size of the text on which the method was trained to produce the respective word vectors, we see that the usage of local word vectors in all RVA variants outperforms the experimental results where collection word vectors or pretrained word vectors are used. More specifically, for Semeval data set RVA-A-A with local word vectors achieves approximately 0.37 in F_1 score, whereas with the utilization of collection word vectors or pretrained word vectors performs worse, with 0.34 and 0.30 scores, respectively. For the large data set of Krapivin, the results of RVA-A-A have again the same ranking, i.e., the setups with local word vector are the winners (0.32), followed by the setting of collection word vectors (0.28). Last in the ranking are once more the cases with pretrained word vectors, approximately 0.26 F_1 measure. The same ordering follow the results of RVA-F-F and RVA-A-F, however the differences among the usage of local, collection and pretrained word vectors range at higher levels for RVA-F-F and lower for RVA-A-F.

As far as the high percentages using local word vectors concerned, we base our interpretation on the following consideration. GloVe is a log-bilinear model with a weighted least-squares objective and is based on the fact that ratios of word-word co-occurrence probabilities from a large corpus can encode a type of semantics. On the other hand, a great number of the graph-based meth-

F_1 -measure						
Setup	Semeval			Krapivin		
	RVA-A-A	RVA-F-F	RVA-A-F	RVA-A-A	RVA-F-F	RVA-A-F
LOC-50	0.36815	0.29543	0.11353	0.32062	0.21171	0.06265
LOC-200	0.36493	0.29641	0.11259	0.31999	0.20984	0.06212
CV-50	0.34202	0.23608	0.06779	0.28149	0.14415	0.03893
CV-200	0.34122	0.23535	0.06904	0.28267	0.15075	0.03944
PV-50	0.30188	0.15535	0.02026	0.25903	0.09089	0.01488
PV-200	0.30015	0.15505	0.02209	0.25804	0.09078	0.01583

Table 3: Experimental results for RVA-A-A, RVA-F-F and RVA-A-F using different setting for the GloVe method. The 2nd, 3rd and 4th columns concern the Semeval data set, whereas the results of the last 3 columns correspond to the articles of the Krapivin data set.

ods for keyphrase extraction are built exclusively *on the target text*, struggling to exploit via the words’ graph the information provided by the neighbors of each word. The common point between the two above approaches is that both take advantage of the calculation of word-word co-occurrence statistics while the main discrepancy is the size of text which they consider as suitable. The experimental results essentially confirm that a small text (e.g. in the size of a scientific publication that refers to a specific subject) is possible to offer a sufficient basis for GloVe for the keyphrase extraction task, as it includes a complete description of a topic using a limited vocabulary. Despite the fact that the pretrained word vectors succeed in capturing more general meanings as well as the underlying concepts that distinguish the words, performing well in tasks like the one of word analogy, we note that in the task of keyphrase extraction, from our perspective, they have low performance. Obviously, the generalization that is included in the pretrained word vectors is unnecessary and incorporates probably “noise” (redundant information). The above claim is also corroborated by the results where collection word vectors are generated using the whole vocabulary of the data sets’ articles: the more local the word vectors the more representative reference vectors are calculated and the better are the results we obtain utilizing the cosine similarity.

At this point, we focus on the first two columns of each data set trying to explain why we prefer the title and the abstract as the most suitable part of the article for the calculation of the reference vector rather than the fulltext. As we can see, RVA-A-A clearly outperforms RVA-F-F in all cases. Indicatively, we mention that for the Semeval the RVA-A-A LOC-50 achieves approximately 0.37 while the RVA-F-F LOC-50 has F_1 measure equal to 0.30. For the Krapivin data set holds exactly the same ranking however with a higher difference between the two RVA variants (greater than 0.10). The intuition is that, possibly, there are words that appear frequently in the fulltext, playing an important role in the final text structure and in the presentation of an article’s content, however, these words have an auxiliary role and certainly there are not considered as keywords of the corresponding text. Unfortunately, the importance of such words in the context of a fulltext article is reflected in the computation of the reference vector. For this reason, we conclude that it is much safer to use only the title and the abstract instead of the fulltext, or generally speaking, parts of limited text that contain some semantically significant and meaningful words that could characterize the text as possible keywords, avoiding in this way the noise of the fulltext.

The final issue that we discuss in this section is whether the candidate keywords should come from abstracts or from fulltexts regardless of the calculation of the reference vector, i.e., keeping as reference vector the mean word vector of the title and the abstract. Focusing on the 1st and the 3rd column of each dataset, we notice that there is a dramatic reduction in the rates in all the cases of RVA-A-F where we take into account as candidate keywords, the words from the fulltext article (greater than -0.24). The above results lead us to the conclusion that it is more efficient for all the candidate words to participate in the calculation of the reference vector, as this facilitates the keywords’ detection.

4.4. Comparison with the State-of-the-Art Algorithms

To validate our basic method, we designed experiments that compare RVA to the strong baseline of TfIdf and 2 other stable and traditional unsupervised

graph-based approaches that utilize PageRank algorithm to score the candidates, SingleRank and TopicRank, with their default parameters, as they have been finally set in Wan & Xiao (2008) and Bougouin et al. (2013), respectively. These approaches, i.e., the TfIdf and the PageRank family methods, are considered as state-of-the-art methods for keyphrase extraction (Hasan & Ng, 2014; Kim et al., 2013). The *document frequency* used by TfIdf approach is calculated separately for each data set collection.

The 2 graph-based methods (TopicRank and SingleRank) as well as the baseline (TfIdf) mentioned above ran both on fulltext data set collections (TopicRank-ft, SingleRank-ft and TfIdf-ft) and on the corresponding data sets with titles and abstracts (TopicRank-ab, SingleRank-ab and TfIdf-ab). Table 4 shows the results of the proposed method RVA with 50-dimensional word vectors trained on the individual files, which is an optimal strategy as far as the vectors’ dimension and especially the text size for GloVe training. According to the classic evaluation framework, the results show that RVA substantially outperforms the baseline TfIdf-ab and the 2 graph-based approaches, TopicRank-ab and SingleRank-ab whose performance is at the same level on the Semeval and the Krapivin data sets, with SingleRank-ab to have a small lead over the TopicRank-ab. As we carefully study the results come from the methods that ran on the data sets with titles and abstracts, we observe that there is a quite big gap between the results of the first position and the second position for both data sets. However, the stability of the simple baseline TfIdf-ab to identify the keywords of a text even in size-limited documents is clearly reflected on the value of F_1 -measure that is achieved by the TfIdf-ab method on the summaries of both data collections.

Furthermore, we compare the RVA method with the state-of-the-art approaches that ran on fulltext data set collections. For the Semeval data set, RVA is the winner in the total rank, leaving in the second place TfIdf-ft, with a minor difference, which is followed by TopicRank-ft and, finally, SingleRank-ft. As far as the Krapivin data set concerned, RVA outperforms TfIdf-ft whereas once again, the graph-based approaches are in the last places of the ranking.

F_1 -measure		
Method	Semeval	Krapivin
RVA	0.36815	0.32062
TopicRank-ab	0.32571	0.27038
TopicRank-ft	0.32044	0.23032
SingleRank-ab	0.33043	0.27795
SingleRank-ft	0.28401	0.23088
TfIdf-ab	0.26102	0.23196
TfIdf-ft	0.36114	0.27668

Table 4: Experimental results for the baseline TfIdf and the state-of-the-art methods TopicRank and SingleRank as well as the proposed method RVA. The “-ab” at the end of the methods’ names implies that they are applied only on titles and abstracts, whereas the “-ft” means that keyphrases are extracted from the fulltext articles.

The fact that RVA with local word vectors wins the 2 graph-based approaches indicates an important implication; that such a word vector representation probably can capture the information from the neighborhood of each one word better than the state-of-the-art graph-based methods. The superiority of our method is evident through our empirical study as it manages to win all the methods, regardless of where they were applied (either on fulltext articles or on titles and abstracts).

As a final comment, we should mention that our choice to use only the title and the abstract is confirmed as right, since the graph-based algorithms (TopicRank-ab, SingleRank-ab) perform better on the data sets of titles and abstracts rather than on fulltext data sets (TopicRank-ft, SingleRank-ft) for both data set collections except for the TfIdf-ft which is the winner over the TfIdf-ab in both data sets. We conclude that it is much safer to use only the title and the abstract instead of the fulltext in order to avoid the noise of the fulltext.

4.5. Qualitative Results: RVA in Practice

In this section, we apply the RVA to extract the keyphrases of a publication based only on its title and abstract. This scientific article belongs to the Krapivin data collection. We quote its content below:

Title: Clustering for Approximate Similarity Search in High-Dimensional Spaces.
 Abstract: In this paper, we present a clustering and indexing paradigm (called Clindex) for high-dimensional search spaces. The scheme is designed for approximate similarity searches, where one would like to find many of the data points near a target point, but where one can tolerate missing a few near points. For such searches, our scheme can find near points with high recall in very few IOs and perform significantly better than other approaches. Our scheme is based on finding clusters and, then, building a simple but efficient index for them. We analyze the trade-offs involved in clustering and building such an index structure, and present extensive experimental results.

The corresponding set of the “gold” keyphrases are: $\{clustering, approximate search, high-dimensional index, similarity search\}$. For evaluation purposes, we transform the set of “gold” keyphrases into the following one (stemmed keyphrases):

$\{(cluster), (approxim, search), (highdimension, index)(similar, search)\}$

The result set produced as output by our method is depicted in the first box below, accompanied by its stemmed version (i.e., the second box). The candidate keyphrases are presented by descending cosine similarity score (the words that exist both in the golden set and in the set of our candidates are highlighted in bold):

{approximate similarity search, data points near, index structure, similarity search, approximate similarity, high recall, near points, points near, data points, finding clusters, search spaces, highdimensional search spaces, efficient index, target point, approximate similarity searches, near, indexing, search, highdimensional search, structure, present, data, clustering, recall}

<p>{(approxim, similar, search), (data, point, near), (index, structur), (similar, search), (approxim, similar), (high, recal), (near, point), (point, near), (data, point), (find, cluster), (search, space), (highdimension, search, space), (effici, index), (target, point), (near), (index), (search), (highdimension, search), (structur), (present), (data), (cluster), (recal)}</p>

The set of the returned keyphrases include all the words (unigrams) appeared in the “gold” keyphrases as well as additional keywords that have quite strong role in the central meaning of the text. Furthermore, we notice that the RVA output is a set of keyphrases that are quite similar between each other, using a quite limited set of words: {index, search, recal, target, point, similar, approxim, space, highdimension, structur, high, cluster, near, effici, data, find, present}

We also give two box plots in Fig. 4 that summarize in a simple way that the keywords (only unigrams) of the golden set accumulate at high cosine similarity values, with a mean value at equally high levels. On the contrary, words that are not keywords cover a great range of cosine similarity values which is reasonable enough, as those keywords are not so close to a mean vector that is affected by words with crucial role (keywords).

For comparison reasons, we give at this point the output produced by the baseline and the state-of-the-art methods in order to provide a view of their keyphrases quality. In the previous section, we saw that it is safer to use the articles summaries instead of the fulltext for the keyphrase extraction task in order to avoid the noise of the fulltext. For this reason, we present here, the best results of the graph-based algorithms (TopicRank-ab and SingleRank-ab) and the baseline (Tfidf-ab).

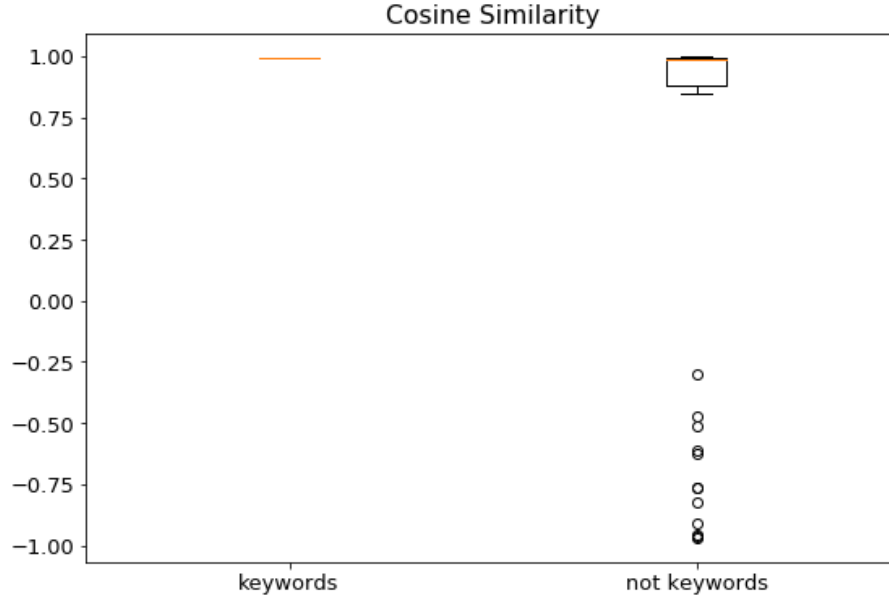


Figure 4: The unigram keywords of the golden set accumulate at high cosine similarity values (left box plot), whereas words that are not keywords cover a great range of cosine similarity values (right box plot).

TopicRank-ab:

{(scheme), (**cluster**), (**approxim**, **similar**, **search**), (near, point), (**highdimension**, **search**, space), (clindex), (paradigm), (high, recal), (data, point), (effici, **index**), (simpl), (**index**, structur), (mani), (build), (target, point), (**highdimension**, space), (paper), (tradeoff), (better), (present, extens, experiment, result), (point)}

SingleRank-ab:

{(**highdimension**, **search**, space), (**approxim**, **similar**, **search**), (present, extens, experiment, result), (near, point), (**highdimension**, space), (**index**, structur), (data, point), (target, point), (effici, **index**), (point), (scheme), (high, recal), (**cluster**), (build), (tradeoff), (better), (mani), (paradigm), (clindex), (paper), (simpl)}

TfIdf-ab:

{(**approxim**, **similar**, **search**), (near, point), (**approxim**, **similar**),
(**similar**, **search**), (**highdimension**), (clindex), (**index**, paradigm),
(**highdimension**, **search**, space), (**highdimension**, **search**), (call, clindex),
(toler, miss), (data, point, near), (present, extens, experiment), (**cluster**),
(find, **cluster**), (extens, experiment, result), (high, recal), (tradeoff, involv),
(target, point), (effici, **index**), (**highdimension**, space), (io), (present, ex-
tens), (point, near)}

The corresponding sets of unigrams that create the bigrams and the trigrams given above for each one method are presented below:

TopicRank-keywords:

{*effici, point, approxim, high, cluster, paper, result, index, space, better, ex-
periment, build, scheme, simpl, recal, highdimension, extens, data, present,
clindex, search, target, structur, tradeoff, near, mani, paradigm, similar*}

SingleRank-keywords:

{*effici, point, approxim, high, cluster, paper, result, index, space, better, ex-
periment, build, scheme, simpl, recal, highdimension, extens, data, present,
clindex, search, target, structur, tradeoff, near, mani, paradigm, similar*}

TfIdf-keywords:

{*effici, point, approxim, high, cluster, result, io, miss, find, involv, index,
space, experiment, call, recal, highdimension, extens, toler, data, present, clin-
dex, search, target, tradeoff, near, paradigm, similar*}

We see that the number of words involved in the formation of the keyphrases returned by TopicRank, SingleRank and TfIdf algorithms is 28, 28, 27, respectively, whereas for RVA the number of words is equal to 17, i.e., RVA's keyphrases revolve around a very specific and limited number of words instead of including additional redundant and irrelevant words like the other methods.

5. Conclusions and Future Work

This work presented a new unsupervised keyphrase extraction method, whose main innovation is the use of *local* word embeddings, in particular GloVe vectors, to represent candidate keyphrases. Our empirical study offered evidence that such a representation can lead to better keyphrase extraction results, compared to using global representations, either pre-trained on large corpora or focused on a given target corpus, as well as compared to popular state-of-the-art unsupervised keyphrase extraction approaches.

We hope this work inspires other researchers to further investigate this novel local perspective of word embeddings. In particular we envisage implications of our work towards improved keyphrase extraction methods based on local word embeddings, towards applying local word embeddings to other information processing tasks, and towards developing novel methods for learning local word embeddings.

In the near future we intend to build on top of this work, and develop graph-based unsupervised keyphrase extraction methods as well as supervised keyphrase extraction methods that rely on local GloVe vectors. We would also like to develop a solution that manages to extract keyphrases from the full-text of academic publications without being affected by the noise and redundancy that it contains.

Acknowledgements

This work was partially funded by Atypon Systems Inc¹.

References

References

- Augenstein, I., Das, M., Riedel, S., Vikraman, L., & McCallum, A. (2017).
Semeval 2017 task 10: Scienceie - extracting keyphrases and relations from

¹<https://www.atypon.com/>

- scientific publications. In *Proceedings of the 11th International Workshop on Semantic Evaluation, SemEval@ACL 2017, Vancouver, Canada, August 3-4, 2017* (pp. 546–555). URL: <https://doi.org/10.18653/v1/S17-2091>. doi:10.18653/v1/S17-2091.
- Bengio, Y., Ducharme, R., Vincent, P., & Janvin, C. (2003). A neural probabilistic language model. *Journal of Machine Learning Research*, 3, 1137–1155. URL: <http://www.jmlr.org/papers/v3/bengio03a.html>.
- Blei, D. M., Ng, A. Y., & Jordan, M. I. (2003). Latent dirichlet allocation. *Journal of Machine Learning Research*, 3, 993–1022. URL: <http://www.jmlr.org/papers/v3/blei03a.html>.
- Bougouin, A., Boudin, F., & Daille, B. (2013). TopicRank: Graph-based topic ranking for keyphrase extraction. In *Proceedings of the 6th International Joint Conference on Natural Language Processing, IJCNLP 2013, Nagoya, Japan, October 14-18, 2013* (pp. 543–551). URL: <http://aclweb.org/anthology/I/I13/I13-1062.pdf>.
- Brin, S., & Page, L. (1998). The anatomy of a large-scale hypertextual web search engine. *Computer Networks*, 30, 107–117. URL: [https://doi.org/10.1016/S0169-7552\(98\)00110-X](https://doi.org/10.1016/S0169-7552(98)00110-X). doi:10.1016/S0169-7552(98)00110-X.
- Caragea, C., Bulgarov, F. A., Godea, A., & Gollapalli, S. D. (2014). Citation-enhanced keyphrase extraction from research papers: A supervised approach. In *Proceedings of the 2014 Conference on Empirical Methods in Natural Language Processing, EMNLP 2014, Doha, Qatar, October 25-29, 2014, A meeting of SIGDAT, a Special Interest Group of the ACL* (pp. 1435–1446). URL: <http://aclweb.org/anthology/D/D14/D14-1150.pdf>.
- Deerwester, S. C., Dumais, S. T., Furnas, G. W., Harshman, R. A., Landauer, T. K., Lochbaum, K. E., & Streeter, L. A. (1989). Computer information retrieval using latent semantic structure. US Patent 4,839,853.

- Deerwester, S. C., Dumais, S. T., Landauer, T. K., Furnas, G. W., & Harshman, R. A. (1990). Indexing by latent semantic analysis. *Journal of the American Society for Information Science*, 41, 391–407. URL: [https://doi.org/10.1002/\(SICI\)1097-4571\(199009\)41:6<391::AID-ASI1>3.0.CO;2-9](https://doi.org/10.1002/(SICI)1097-4571(199009)41:6<391::AID-ASI1>3.0.CO;2-9). doi:10.1002/(SICI)1097-4571(199009)41:6<391::AID-ASI1>3.0.CO;2-9.
- Dice, L. R. (1945). Measures of the amount of ecologic association between species. *Ecology*, 26, 297–302. URL: <http://dx.doi.org/10.2307/1932409>. doi:10.2307/1932409.
- Florescu, C., & Caragea, C. (2017a). A new scheme for scoring phrases in unsupervised keyphrase extraction. In *Advances in Information Retrieval - 39th European Conference on IR Research, ECIR 2017, Aberdeen, UK, April 8-13, 2017, Proceedings* (pp. 477–483). URL: https://doi.org/10.1007/978-3-319-56608-5_37. doi:10.1007/978-3-319-56608-5_37.
- Florescu, C., & Caragea, C. (2017b). PositionRank: An unsupervised approach to keyphrase extraction from scholarly documents. In *Proceedings of the 55th Annual Meeting of the Association for Computational Linguistics, ACL 2017, Vancouver, Canada, July 30 - August 4, 2017, Volume 1: Long Papers* (pp. 1105–1115). URL: <https://doi.org/10.18653/v1/P17-1102>. doi:10.18653/v1/P17-1102.
- Gollapalli, S. D., & Caragea, C. (2014). Extracting keyphrases from research papers using citation networks. In *Proceedings of the 28th AAAI Conference on Artificial Intelligence, Québec City, Québec, Canada, July 27 -31, 2014* (pp. 1629–1635). URL: <http://www.aaai.org/ocs/index.php/AAAI/AAAI14/paper/view/8662>.
- Gollapalli, S. D., Li, X., & Yang, P. (2017). Incorporating expert knowledge into keyphrase extraction. In *Proceedings of the 31st AAAI Conference on Artificial Intelligence, San Francisco, California, USA, February 4-9, 2017* (pp.

- 3180–3187). URL: <http://aaai.org/ocs/index.php/AAAI/AAAI17/paper/view/14628>.
- Gutwin, C., Paynter, G. W., Witten, I. H., Nevill-Manning, C. G., & Frank, E. (1999). Improving browsing in digital libraries with keyphrase indexes. *Decision Support Systems*, 27, 81–104. URL: [https://doi.org/10.1016/S0167-9236\(99\)00038-X](https://doi.org/10.1016/S0167-9236(99)00038-X). doi:10.1016/S0167-9236(99)00038-X.
- Hasan, K. S., & Ng, V. (2010). Conundrums in unsupervised keyphrase extraction: Making sense of the state-of-the-art. In *Proceedings of the 23rd International Conference on Computational Linguistics, COLING 2010, Beijing, China, August 23-27, 2010, Posters Volume* (pp. 365–373). URL: <http://aclweb.org/anthology/C/C10/C10-2042.pdf>.
- Hasan, K. S., & Ng, V. (2014). Automatic keyphrase extraction: A survey of the state of the art. In *Proceedings of the 52nd Annual Meeting of the Association for Computational Linguistics, ACL 2014, Baltimore, MD, USA, June 22-27, 2014, Volume 1: Long Papers* (pp. 1262–1273). URL: <http://aclweb.org/anthology/P/P14/P14-1119.pdf>.
- Herings, P. J.-J., Laan, G. v. d., & Talman, D. (2005). Measuring the power of nodes in digraphs. *Social Choice and Welfare*, 24, 439–454. URL: <https://doi.org/10.1007/s00355-003-0308-9>. doi:10.1007/s00355-003-0308-9.
- Hulth, A. (2003). Improved automatic keyword extraction given more linguistic knowledge. In *Proceedings of the 2003 Conference on Empirical Methods in Natural Language Processing, EMNLP 2003, Stroudsburg, PA, USA, 2003* (pp. 216–223). Association for Computational Linguistics. URL: <https://doi.org/10.3115/1119355.1119383>. doi:10.3115/1119355.1119383.
- Jiang, X., Hu, Y., & Li, H. (2009). A ranking approach to keyphrase extraction. In *Proceedings of the 32nd Annual International ACM SIGIR Conference on Research and Development in Information Retrieval, SIGIR 2009, Boston, MA, USA, July 19-23, 2009* (pp. 756–757). URL: <http://doi.acm.org/10.1145/1571941.1572113>. doi:10.1145/1571941.1572113.

- Jones, K. S. (1972). A statistical interpretation of term specificity and its application in retrieval. *Journal of Documentation*, 28, 11–21. URL: <https://doi.org/10.1108/00220410410560573>. doi:10.1108/00220410410560573.
- Kim, S. N., Medelyan, O., Kan, M., & Baldwin, T. (2010). Semeval-2010 task 5 : Automatic keyphrase extraction from scientific articles. In *Proceedings of the 5th International Workshop on Semantic Evaluation, SemEval@ACL 2010, Uppsala, Sweden, July 15-16, 2010* (pp. 21–26). URL: <http://aclweb.org/anthology/S/S10/S10-1004.pdf>.
- Kim, S. N., Medelyan, O., Kan, M., & Baldwin, T. (2013). Automatic keyphrase extraction from scientific articles. *Language Resources and Evaluation*, 47, 723–742. URL: <https://doi.org/10.1007/s10579-012-9210-3>. doi:10.1007/s10579-012-9210-3.
- Kleinberg, J. M. (1999). Authoritative sources in a hyperlinked environment. *Journal of the ACM*, 46, 604–632. URL: <http://doi.acm.org/10.1145/324133.324140>. doi:10.1145/324133.324140.
- Krapivin, M., Autayeu, A., & Marchese, M. (2008). Large dataset for keyphrases extraction. In *Technical Report DISI-09-055*. Trento, Italy.
- Liu, Z., Huang, W., Zheng, Y., & Sun, M. (2010). Automatic keyphrase extraction via topic decomposition. In *Proceedings of the 2010 Conference on Empirical Methods in Natural Language Processing, EMNLP 2010, MIT State Center, Massachusetts, USA, October 9-11, 2010, A meeting of SIGDAT, a Special Interest Group of the ACL* (pp. 366–376). URL: <http://www.aclweb.org/anthology/D10-1036>.
- Liu, Z., Li, P., Zheng, Y., & Sun, M. (2009). Clustering to find exemplar terms for keyphrase extraction. In *Proceedings of the 2009 Conference on Empirical Methods in Natural Language Processing, EMNLP 2009, Singapore, August 6-7, 2009, A meeting of SIGDAT, a Special Interest Group of the ACL* (pp. 257–266). URL: <http://www.aclweb.org/anthology/D09-1027>.

- Lund, K., & Burgess, C. (1996). Producing high-dimensional semantic spaces from lexical co-occurrence. *Behavior Research Methods, Instruments, & Computers*, 28, 203–208. URL: <https://doi.org/10.3758/BF03204766>. doi:10.3758/BF03204766.
- Medelyan, O., Frank, E., & Witten, I. H. (2009). Human-competitive tagging using automatic keyphrase extraction. In *Proceedings of the 2009 Conference on Empirical Methods in Natural Language Processing, EMNLP 2009, Singapore, August 6-7, 2009, A meeting of SIGDAT, a Special Interest Group of the ACL* (pp. 1318–1327). URL: <http://www.aclweb.org/anthology/D09-1137>.
- Meng, R., Zhao, S., Han, S., He, D., Brusilovsky, P., & Chi, Y. (2017). Deep keyphrase generation. In *Proceedings of the 55th Annual Meeting of the Association for Computational Linguistics, ACL 2017, Vancouver, Canada, July 30 - August 4, 2017, Volume 1: Long Papers* (pp. 582–592). URL: <https://doi.org/10.18653/v1/P17-1054>. doi:10.18653/v1/P17-1054.
- Mihalcea, R., & Tarau, P. (2004). TextRank: Bringing order into text. In *Proceedings of the 2004 Conference on Empirical Methods in Natural Language Processing, EMNLP 2004, Barcelona, Spain, July 25-26, 2004, A meeting of SIGDAT, a Special Interest Group of the ACL, held in conjunction with ACL 2004* (pp. 404–411). URL: <http://www.aclweb.org/anthology/W04-3252>.
- Mikolov, T., Chen, K., Corrado, G., & Dean, J. (2013). Efficient estimation of word representations in vector space. In *Proceedings of the 2013 International Conference on Learning Representations, ICLR 2013, Workshop Track, Scottsdale, Arizona, USA, May 2-4, 2013*. URL: <http://arxiv.org/abs/1301.3781>.
- Pennington, J., Socher, R., & Manning, C. D. (2014). Glove: Global vectors for word representation. In *Proceedings of the 2014 Conference on Empirical Methods in Natural Language Processing, EMNLP 2014, Doha, Qatar, October 25-29, 2014, A meeting of SIGDAT, a Special Interest Group of the ACL*

- (pp. 1532–1543). URL: <http://aclweb.org/anthology/D/D14/D14-1162.pdf>.
- Rose, S., Engel, D., Cramer, N., & Cowley, W. (2010). Automatic keyword extraction from individual documents. *Text Mining: Applications and Theory*, (pp. 1–20). URL: <http://dx.doi.org/10.1002/9780470689646.ch1>. doi:10.1002/9780470689646.ch1.
- Rousseau, F., & Vazirgiannis, M. (2015). Main core retention on graph-of-words for single-document keyword extraction. In *Advances in Information Retrieval - 37th European Conference on IR Research, ECIR 2015, Vienna, Austria, March 29 - April 2, 2015. Proceedings* (pp. 382–393). URL: https://doi.org/10.1007/978-3-319-16354-3_42. doi:10.1007/978-3-319-16354-3_42.
- Sterckx, L., Caragea, C., Demeester, T., & Develder, C. (2016). Supervised keyphrase extraction as positive unlabeled learning. In *Proceedings of the 2016 Conference on Empirical Methods in Natural Language Processing, EMNLP 2016, Austin, Texas, USA, November 1-4, 2016* (pp. 1924–1929). URL: <http://aclweb.org/anthology/D/D16/D16-1198.pdf>.
- Stubbs, M. (2003). Two quantitative methods of studying phraseology in english. *International Journal of Corpus Linguistics*, 7, 215–244. doi:10.1075/ijcl.7.2.04stu.
- Wan, X., & Xiao, J. (2008). Single document keyphrase extraction using neighborhood knowledge. In *Proceedings of the 23rd AAAI Conference on Artificial Intelligence, AAAI 2008, Chicago, Illinois, USA, July 13-17, 2008* (pp. 855–860). URL: <http://www.aaai.org/Library/AAAI/2008/aaai08-136.php>.
- Wang, R., Liu, W., & McDonald, C. (2014). Corpus-independent generic keyphrase extraction using word embedding vectors. *Software Engineering Research Conference*, (p. 39).

- Witten, I. H. (2003). Browsing around a digital library. In *Proceedings of the 14th Annual ACM-SIAM Symposium on Discrete Algorithms, Baltimore, Maryland, USA, January 12-14, 2003* (pp. 99–99). URL: <http://dl.acm.org/citation.cfm?id=644108.644125>.
- Witten, I. H., Paynter, G. W., Frank, E., Gutwin, C., & Nevill-Manning, C. G. (1999). KEA: practical automatic keyphrase extraction. In *Proceedings of the 4th ACM conference on Digital Libraries, Berkeley, CA, USA, August 11-14, 1999* (pp. 254–255). URL: <http://doi.acm.org/10.1145/313238.313437>. doi:10.1145/313238.313437.