

Scalable Robust Matrix Factorization with Nonconvex Loss

Quanming Yao, James T. Kwok

Department of Computer Science and Engineering
Hong Kong University of Science and Technology
Hong Kong
{ qyaoaa, jamesk }@cse.ust.hk

Abstract

Matrix factorization (MF), which uses the ℓ_2 -loss, and robust matrix factorization (RMF), which uses the ℓ_1 -loss, are sometimes not robust enough for outliers. Moreover, even the state-of-the-art RMF solver (RMF-MM) is slow and cannot utilize data sparsity. In this paper, we propose to improve robustness by using nonconvex loss functions. The resultant optimization problem is difficult. To improve efficiency and scalability, we propose to use the majorization-minimization (MM) and optimize the MM surrogate by using the accelerated proximal gradient algorithm on its dual problem. Data sparsity can also be exploited. The resultant algorithm has low time and space complexities, and is guaranteed to converge to a critical point. Extensive experiments show that it outperforms the state-of-the-art in terms of both accuracy and speed.

1 Introduction

Matrix factorization (MF) is a fundamental tool in machine learning, and an important component in many applications such as computer vision (Basri, Jacobs, and Kemelmacher 2007; Lu et al. 2016), social networks (Yang and Leskovec 2013) and recommender systems (Mnih and Salakhutdinov 2008). The square loss has been commonly used in MF (Candès and Recht 2009; Mnih and Salakhutdinov 2008). This implicitly assumes the Gaussian noise, and is sensitive to outliers. Eriksson and van den Hengel (Eriksson and Van Den Hengel 2010) proposed robust matrix factorization (RMF), which uses the ℓ_1 -loss instead, and obtains much better empirical performance. However, the resultant nonconvex nonsmooth optimization problem is much more difficult.

Most RMF solvers are not scalable (Cabral et al. 2013; Eriksson and Van Den Hengel 2010; Kim et al. 2015; Meng et al. 2013; Zheng et al. 2012). The current state-of-the-art solver is RMF-MM (Lin, Xu, and Zha 2017), which is based on majorization minimization (MM) (Hunter and Lange 2004; Lange, Hunter, and Yang 2000). In each iteration, a convex nonsmooth surrogate is optimized. RMF-MM is advantageous in that it has theoretical convergence guarantees, and demonstrates fast empirical convergence (Lin, Xu, and Zha 2017). However, it cannot utilize

data sparsity. This is problematic in applications such as structure from motion (Koenderink and Van Doorn 1991) and recommender system (Mnih and Salakhutdinov 2008), where the data matrices, though large, are often sparse.

Though the ℓ_1 -loss used in RMF is more robust than the ℓ_2 , still it may not be robust enough for outliers. Recently, better empirical performance is obtained in total-variation image denoising by using the ℓ_0 -loss instead (Yan 2013), and in sparse coding the capped- ℓ_1 loss (Jiang, Nie, and Huang 2015). A similar observation is also made on the ℓ_1 -regularizer in sparse learning and low-rank matrix learning (Gong et al. 2013; Lu et al. 2016; Zuo et al. 2013). To alleviate this problem, various nonconvex regularizers have been introduced. Examples include the Geman penalty (Geman and Yang 1995), Laplace penalty (Trzasko and Manduca 2009), log-sum penalty (LSP) (Candès, Wakin, and Boyd 2008) minimax concave penalty (MCP) (Zhang 2010), and the smooth-capped-absolute-deviation (SCAD) penalty (Fan and Li 2001). These regularizers are similar in shape to Tukey’s biweight function in robust statistics (Huber 2011), which flattens for large values. Empirically, they achieve much better performance than ℓ_1 on tasks such as feature selection (Gong et al. 2013; Zuo et al. 2013) and image denoising (Lu et al. 2016).

In this paper, we propose to improve the robustness of RMF by using these nonconvex functions (instead of ℓ_1 or ℓ_2) as the loss function. The resultant optimization problem is difficult, and existing RMF solvers cannot be used. As in RMF-MM, we rely on the more flexible MM optimization technique, and a new MM surrogate is proposed. To improve scalability, we transform the surrogate to its dual and then solve it with the accelerated proximal gradient (APG) algorithm (Beck 2009; Nesterov 2013). Data sparsity can also be exploited in the design of the APG algorithm. As for its convergence analysis, proof techniques in RMF-MM cannot be used as the loss is no longer convex. Instead, we develop new proof techniques based on the Clarke subdifferential (Clarke 1990), and show that convergence to a critical point can be guaranteed. Extensive experiments on both synthetic and real-world data sets demonstrate superiority of the proposed algorithm over the state-of-the-art in terms of both accuracy and scalability.

Notation. For scalar x , $\text{sign}(x) = 1$ if $x > 0$, 0 if $x = 0$, and -1 otherwise. For a vector x , $\text{Diag}(x)$ constructs a

diagonal matrix X with $X_{ii} = x_i$. For a matrix X , $\|X\|_F = (\sum_{i,j} X_{ij}^2)^{1/2}$ is its Frobenius norm, $\|X\|_1 = \sum_{i,j} |X_{ij}|$ is its ℓ_1 -norm, and $\text{nnz}(X)$ is the number of nonzero elements in X . For a square matrix X , $\text{tr}(X) = \sum_i X_{ii}$ is its trace. For two matrices X, Y , \odot denotes element-wise product. For a smooth function f , ∇f is its gradient. For a convex f , $G \in \partial f(X) = \{U : f(Y) \geq f(X) + \text{tr}(U^\top(Y - X))\}$ is a subgradient.

2 Related Work

2.1 Majorization Minimization

Majorization minimization (MM) is a general technique to make difficult optimization problems easier (Hunter and Lange 2004; Lange, Hunter, and Yang 2000). Consider a function $h(X)$, which is hard to optimize. Let the iterate at the k th MM iteration be X^k . The next iterate is generated as $X^{k+1} = X^k + \arg \min_X f^k(X; X^k)$, where f^k is a surrogate that is being optimized instead of h . A good surrogate should have the following properties (Lange, Hunter, and Yang 2000): (i) $h(X^k + X) \leq f^k(X; X^k)$ for any X ; (ii) $0 = \arg \min_X (f^k(X; X^k) - h(X^k + X))$ and $h(X^k) = f^k(0; X^k)$; and (iii) f^k is convex on X . MM only guarantees that the objectives obtained in successive iterations are non-increasing, but does not guarantee convergence of X^k (Hunter and Lange 2004; Lange, Hunter, and Yang 2000).

2.2 Robust Matrix Factorization (RMF)

In matrix factorization (MF), the data matrix $M \in \mathbb{R}^{m \times n}$ is approximated by UV^\top , where $U \in \mathbb{R}^{m \times r}$, $V \in \mathbb{R}^{n \times r}$ and $r \ll \min(m, n)$ is the rank. In applications such as structure from motion (SfM) (Basri, Jacobs, and Kemelmacher 2007) and recommender systems (Mnih and Salakhutdinov 2008), some entries of M may be missing. In general, the MF problem can be formulated as: $\min_{U,V} \frac{1}{2} \|W \odot (M - UV^\top)\|_F^2 + \frac{\lambda}{2} (\|U\|_F^2 + \|V\|_F^2)$, where $W \in \{0, 1\}^{m \times n}$ contain indices to the missing entries in M (with $W_{ij} = 1$ if M_{ij} is observed, and 0 otherwise), and $\lambda \geq 0$ is a regularization parameter.

The ℓ_2 -loss is sensitive to outliers. In (De La Torre and Black 2003), it is replaced by the ℓ_1 -loss, leading to robust matrix factorization (RMF):

$$\min_{U,V} \|W \odot (M - UV^\top)\|_1 + \frac{\lambda}{2} (\|U\|_F^2 + \|V\|_F^2). \quad (1)$$

Many RMF solvers have been developed (Cambier and Absil 2016; Eriksson and Van Den Hengel 2010; He, Balzano, and Szlam 2012; Cabral et al. 2013; Kim et al. 2015; Lin, Xu, and Zha 2017; Meng et al. 2013; Zheng et al. 2012). However, as the objective in (1) is neither convex nor smooth, these solvers lack scalability, robustness and/or convergence guarantees. Interested readers are referred to Section 2 of (Lin, Xu, and Zha 2017) for details.

Recently, the RMF-MM algorithm (Lin, Xu, and Zha 2017) solves (1) using MM. Let the k th iterate be (U^k, V^k) . RMF-MM tries to find increments (\bar{U}, \bar{V}) that should be added to obtain the target (U, V) :

$$U = U^k + \bar{U}, \quad V = V^k + \bar{V}. \quad (2)$$

Substituting into (1), the objective can be rewritten as $H^k(\bar{U}, \bar{V}) \equiv \|W \odot (M - (U^k + \bar{U})(V^k + \bar{V})^\top)\|_1 + \frac{\lambda}{2} \|U^k + \bar{U}\|_F^2 + \frac{\lambda}{2} \|V^k + \bar{V}\|_F^2$. The following Proposition constructs a surrogate F^k of H^k that satisfies properties (i) and (ii) in Section 2.1. Unlike H^k , F^k is jointly convex in (\bar{U}, \bar{V}) .

Proposition 2.1. (Lin, Xu, and Zha 2017) Let $\text{nnz}(W_{(i,:)})$ (resp. $\text{nnz}(W_{(:,j)})$) be the number of nonzero elements in the i th row (resp. j th column) of W , $\Lambda_r = \text{Diag}(\sqrt{\text{nnz}(W_{(1,:)})}, \dots, \sqrt{\text{nnz}(W_{(m,:)})})$, and $\Lambda_c = \text{Diag}(\sqrt{\text{nnz}(W_{(:,1)})}, \dots, \sqrt{\text{nnz}(W_{(:,n)})})$. Then, $H^k(\bar{U}, \bar{V}) \leq F^k(\bar{U}, \bar{V})$, where

$$\begin{aligned} F^k(\bar{U}, \bar{V}) \equiv & \|W \odot (M - U^k(V^k)^\top - \bar{U}(V^k)^\top - U^k\bar{V}^\top)\|_1 \\ & + \frac{\lambda}{2} \|U^k + \bar{U}\|_F^2 + \frac{1}{2} \|\Lambda_r \bar{U}\|_F^2 + \frac{\lambda}{2} \|V^k + \bar{V}\|_F^2 + \frac{1}{2} \|\Lambda_c \bar{V}\|_F^2. \end{aligned} \quad (3)$$

Equality holds iff $(\bar{U}, \bar{V}) = (0, 0)$.

Because of the coupling of \bar{U}, V^k (resp. U^k, \bar{V}) in $\bar{U}(V^k)^\top$ (resp. $U^k\bar{V}^\top$) in (3), F^k is still difficult to optimize. To address this problem, RMF-MM uses the LADMPSAP algorithm (Lin, Liu, and Li 2015), which is a multi-block variant of the alternating direction method of multipliers (ADMM) (Boyd et al. 2011).

RMF-MM has a space complexity of $O(mn)$, and a time complexity of $O(mnrIK)$, where I is the number of LADMPSAP iterations. These grow linearly with the matrix size, and can be expensive on large data sets. Besides, as discussed in Section 1, the ℓ_1 -loss may still be sensitive to outliers.

3 Proposed Algorithm

3.1 Use a More Robust Nonconvex Loss

In this paper, we improve robustness of RMF by using a general nonconvex loss instead of the ℓ_1 -loss. Problem (1) is then changed to:

$$\begin{aligned} \min_{U,V} \dot{H}(U, V) \equiv & \sum_{i=1}^m \sum_{j=1}^n W_{ij} \phi(|M_{ij} - [UV^\top]_{ij}|) \\ & + \frac{\lambda}{2} (\|U\|_F^2 + \|V\|_F^2), \end{aligned} \quad (4)$$

where ϕ is nonconvex. We assume the following on ϕ :

Assumption 1. $\phi(\alpha)$ is concave, smooth and strictly increasing on $\alpha \geq 0$.

Assumption 1 is satisfied by many nonconvex functions, including the Geman, Laplace and LSP penalties mentioned in Section 1, and slightly modified variants of the MCP and SCAD penalties. Unlike previous papers (Gong et al. 2013; Zuo et al. 2013; Lu et al. 2016), we use these nonconvex functions as the *loss*, not as regularizer. The ℓ_1 also satisfies Assumption 1, and thus (4) includes (1).

When the i th row of W is zero, the i th row of U obtained is zero because of the $\|U\|_F^2$ regularizer. Similarly, when the j th column of W is zero, the corresponding column in V is zero. To avoid this trivial solution, we make

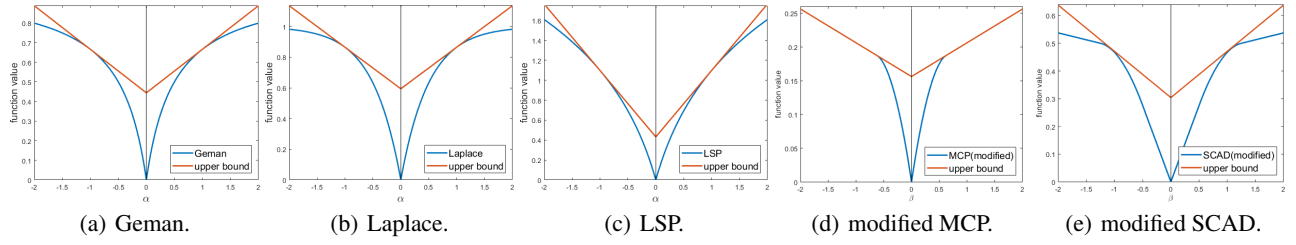


Figure 1: Upper bounds for the various nonconvex penalties $\beta = 1$, $\theta = 2.5$ for SCAD and $\theta = 0.5$ for the others; and $\delta = 0.05$ for MCP and SCAD.

the following Assumption, which is also used in matrix completion (Candès and Recht 2009) and RMF-MM.

Assumption 2. W has no zero row or column.

3.2 Constructing the Surrogate

Problem (4) is difficult to solve, and existing RMF solvers cannot be used as they rely crucially on the ℓ_1 -norm. In this Section, we use the more flexible MM technique as in RMF-MM. However, its surrogate construction scheme cannot be used here. RMF-MM uses the convex ℓ_1 loss, and only needs to handle nonconvexity resulting from the product UV^\top in (1). Here, nonconvexity in (4) comes from both from the loss and UV^\top .

The following Proposition first obtains a convex upper bound of the nonconvex ϕ using Taylor expansion. An illustration is shown in Figure 1. Note that this upper bound is simply a re-weighted ℓ_1 , with scaling factor $\phi'(|\beta|)$ and offset $\phi(|\beta|) - \phi'(|\beta|)|\beta|$. As one may expect, recovery of the ℓ_1 makes optimization easier. It is known that the LSP, when used as a regularizer, can be interpreted as re-weighted ℓ_1 regularization (Candès and Recht 2009). Thus, Proposition 3.1 includes this as a special case.

Proposition 3.1. For any given $\beta \in \mathbb{R}$, $\phi(|\alpha|) \leq \phi'(|\beta|)|\alpha| + (\phi(|\beta|) - \phi'(|\beta|)|\beta|)$. Equality holds iff $\alpha = \pm\beta$.

Given the current iterate (U^k, V^k) , we want to find increments (\bar{U}, \bar{V}) as in (2). \dot{H} in (4) can be rewritten as: $\dot{H}^k(\bar{U}, \bar{V}) \equiv \sum_{i=1}^m \sum_{j=1}^n W_{ij} \phi(|M_{ij} - [U^k + \bar{U}](V^k + \bar{V})^\top|_{ij}) + \frac{\lambda}{2} \|U^k + \bar{U}\|_F^2 + \frac{\lambda}{2} \|V^k + \bar{V}\|_F^2$. Using Proposition 3.1, we obtain the following convex upper bound for \dot{H}^k .

Corollary 3.2. $\dot{H}^k(\bar{U}, \bar{V}) \leq b^k + \frac{\lambda}{2} \|U^k + \bar{U}\|_F^2 + \frac{\lambda}{2} \|V^k + \bar{V}\|_F^2 + \|\dot{W}^k \odot (M - U^k(V^k)^\top - \bar{U}(V^k)^\top - U^k\bar{V}^\top - \bar{U}\bar{V}^\top)\|_1$, where $b^k = \sum_{i=1}^m \sum_{j=1}^n W_{ij} (\phi(|[U^k(V^k)^\top]_{ij}|) - A_{ij}^k |[U^k(V^k)^\top]_{ij}|)$, $\dot{W}^k = A^k \odot W$, and $A_{ij}^k = \phi'(|[U^k(V^k)^\top]_{ij}|)$.

The product $\bar{U}\bar{V}^\top$ still couples \bar{U} and \bar{V} together. As \dot{H}^k is similar to H^k in Section 2.2, one may want to reuse Proposition 2.1. However, Proposition 2.1 holds only when W is a binary matrix, while \dot{W}^k here is real-valued. Let $\Lambda_r^k = \text{Diag}(\sqrt{\sum \dot{W}_{(1,:)}^k}, \dots, \sqrt{\sum \dot{W}_{(m,:)}^k})$ and $\Lambda_c^k = \text{Diag}(\sqrt{\sum \dot{W}_{(:,1)}^k}, \dots, \sqrt{\sum \dot{W}_{(:,n)}^k})$. The following

Proposition shows that $\dot{F}^k(\bar{U}, \bar{V}) \equiv \|\dot{W}^k \odot (M - U^k(V^k)^\top - \bar{U}(V^k)^\top - U^k\bar{V}^\top)\|_1 + \frac{\lambda}{2} \|U^k + \bar{U}\|_F^2 + \frac{1}{2} \|\Lambda_r^k \bar{U}\|_F^2 + \frac{\lambda}{2} \|V^k + \bar{V}\|_F^2 + \frac{1}{2} \|\Lambda_c^k \bar{V}\|_F^2 + b^k$, can be used as a surrogate. Moreover, it can be easily seen that \dot{F}^k qualifies as a good surrogate in Section 2.1: (a) $\dot{H}(\bar{U} + U^k, \bar{V} + V^k) \leq \dot{F}^k(\bar{U}, \bar{V})$; (b) $(0, 0) = \arg \min_{\bar{U}, \bar{V}} \dot{F}^k(\bar{U}, \bar{V}) - \dot{H}^k(\bar{U}, \bar{V})$ and $\dot{F}^k(0, 0) = \dot{H}^k(0, 0)$; and (c) \dot{F}^k is jointly convex in \bar{U}, \bar{V} .

Proposition 3.3. $\dot{H}^k(\bar{U}, \bar{V}) \leq \dot{F}^k(\bar{U}, \bar{V})$, with equality holds iff $(\bar{U}, \bar{V}) = (0, 0)$.

Remark 3.1. In the special case where the ℓ_1 -loss is used, $\dot{W}^k = W$, $b^k = 0$, $\Lambda_r^k = \Lambda_r$, and $\Lambda_c^k = \Lambda_c$. The surrogate $\dot{F}^k(\bar{U}, \bar{V})$ then reduces to that in (3), and Proposition 3.3 becomes Proposition 2.1.

3.3 Optimizing the Surrogate via APG on the Dual

LADMPSAP, which is used in RMF-MM, can also be used to optimize \dot{F}^k . However, the dual variable in LADMPSAP is a dense matrix, and cannot utilize possible sparsity of W . Moreover, LADMPSAP converges at a rate of $O(1/T)$ (Lin, Liu, and Li 2015), which is slow. In the following, we propose a time- and space-efficient optimization procedure based on running the accelerated proximal gradient (APG) algorithm on the surrogate optimization problem's dual. Note that while the primal problem has $O(mn)$ variables, the dual problem only has $\text{nnz}(W)$ variables.

Reformulation Let

$\Omega \equiv \{(i_1, j_1), \dots, (i_{\text{nnz}(W)}, j_{\text{nnz}(W)})\}$ be the set containing indices of the observed elements in W , $\mathcal{H}_\Omega(\cdot)$ be the linear operator which maps a $\text{nnz}(W)$ -dimensional vector x to the sparse matrix $X \in \mathbb{R}^{m \times n}$ with nonzero positions indicated by Ω (i.e., $X_{i_t j_t} = x_t$ where (i_t, j_t) is the t th element in Ω), and $\mathcal{H}_\Omega^{-1}(\cdot)$ be the inverse operator of \mathcal{H}_Ω .

Proposition 3.4. *The dual problem of $\min_{\bar{U}, \bar{V}} \bar{F}^k(\bar{U}, \bar{V})$ is*

$$\begin{aligned} & \min_{x \in \mathcal{W}^k} \mathcal{D}^k(x) \\ & \equiv \frac{1}{2} \text{tr}((\mathcal{H}_\Omega(x)V^k - \lambda U^k)^\top A_r^k (\mathcal{H}_\Omega(x)V^k - \lambda U^k)) \\ & + \frac{1}{2} \text{tr}((\mathcal{H}_\Omega(x)^\top U^k - \lambda V^k)^\top A_c^k (\mathcal{H}_\Omega(x)^\top U^k - \lambda V^k)) \\ & - \text{tr}(\mathcal{H}_\Omega(x)^\top M) \end{aligned} \quad (5)$$

where $\mathcal{W}^k \equiv \{x \in \mathbb{R}^{\text{nnz}(W)} : |x_i| \leq [\dot{w}^k]_i^{-1}\}$, $\dot{w}^k = \mathcal{H}_\Omega^{-1}(\dot{W}^k)$, $A_r^k = (\lambda I + (\Lambda_r^k)^2)^{-1}$, and $A_c^k = (\lambda I + (\Lambda_c^k)^2)^{-1}$. From the obtained x , the primal (\bar{U}, \bar{V}) solution can be recovered as $\bar{U} = A_r^k (\mathcal{H}_\Omega(x)V^k - \lambda U^k)$ and $\bar{V} = A_c^k (\mathcal{H}_\Omega(x)^\top U^k - \lambda V^k)$.

Problem (5) can be solved by the APG algorithm, which has a convergence rate of $O(1/T^2)$ (Beck 2009; Nesterov 2013) and is faster than LADMPSAP. As \mathcal{W}^k involves only ℓ_1 constraints, the proximal step can be easily computed with closed-form and takes only $O(\text{nnz}(W))$ time.

The complete procedure, which will be called Robust Matrix Factorization with Nonconvex Loss (RMFNL) algorithm is shown in Algorithm 1. The surrogate is optimized via its dual in step 4. The primal solution is recovered in step 5, and (U^k, V^k) are updated in step 6.

Algorithm 1 Robust matrix factorization using nonconvex loss (RMFNL) algorithm.

- 1: initialize $U^1 \in \mathbb{R}^{m \times r}$ and $V^1 \in \mathbb{R}^{m \times r}$;
 - 2: **for** $k = 1, 2, \dots, K$ **do**
 - 3: compute \dot{W}^k in Corollary 3.2 (only on the observed positions), and Λ_r^k, Λ_c^k ;
 - 4: compute $x^k = \arg \min_{x \in \mathcal{W}^k} \mathcal{D}^k(x)$ in Proposition 3.4 using APG;
 - 5: compute \bar{U}^k and \bar{V}^k in Proposition 3.4;
 - 6: $U^{k+1} = U^k + \bar{U}^k$, $V^{k+1} = V^k + \bar{V}^k$;
 - 7: **end for**
 - 8: **return** U^{K+1} and V^{K+1} .
-

Exploiting Sparsity . A direct implementation of APG takes $O(mn)$ space and $O(mnr)$ time per iteration. In the following, we show how these can be reduced by exploiting sparsity of W .

The objective in (5) involves A_r^k, A_c^k and \mathcal{W}^k , which are all related to \dot{W}^k . Recall that \dot{W}^k in Corollary 3.2 is sparse (as W is sparse). Thus, by exploiting sparsity, constructing A_r^k, A_c^k and \mathcal{W}^k only take $O(\text{nnz}(W))$ time and space.

In each APG iteration, one has to compute the gradient, objective, and proximal step. First, consider the gradient $\nabla \mathcal{D}^k(x)$ of the objective, which is equal to

$$\begin{aligned} & \mathcal{H}^{-1}(A_r^k (\mathcal{H}_\Omega(x)V^k - \lambda U^k)(V^k)^\top) \\ & + \mathcal{H}^{-1}(U^k[(U^k)^\top \mathcal{H}_\Omega(x) - \lambda(V^k)^\top]A_c^k) - \mathcal{H}^{-1}(M). \end{aligned} \quad (6)$$

The first term can be rewritten as $\hat{g}^k = \mathcal{H}^{-1}(Q^k(V^k)^\top)$, where $Q^k = A_r^k (\mathcal{H}_\Omega(x)V^k - \lambda U^k)$. As A_r^k is diagonal and $\mathcal{H}_\Omega(x)$ is sparse, Q^k can be computed as $A_r^k (\mathcal{H}_\Omega(x)V^k) -$

$\lambda(A_r^k U^k)$ in $O(\text{nnz}(W)r + mr)$ time, where r is the number of columns in U^k and V^k . Let the t th element in Ω be (i_t, j_t) . By the definition of $\mathcal{H}^{-1}(\cdot)$, we have $\hat{g}_t^k = \sum_{q=1}^r Q_{i_t q}^k V_{j_t q}^k$, and this takes $O(\text{nnz}(W)r + mr)$ time. Similarly, computing the second term in (6) takes $O(\text{nnz}(W)r + nr)$ time. Hence, computing $\nabla \mathcal{D}^k(x)$ takes a total of $O(\text{nnz}(W)r + (m+n)r)$ time and $O(\text{nnz}(W) + (m+n)r)$ space. Similarly, the objective can be obtained in $O(\text{nnz}(W)r + (m+n)r)$ time and $O(\text{nnz}(W) + (m+n)r)$ space. The proximal step takes $O(\text{nnz}(W))$ time and space, as $x \in \mathbb{R}^{\text{nnz}(W)}$. Thus, by exploiting sparsity, the APG algorithm has a space complexity of $O(\text{nnz}(W) + (m+n)r)$ and iteration time complexity of $O(\text{nnz}(W)r + (m+n)r)$. In comparison, LADMPSAP needs $O(mn)$ space and iteration time complexity of $O(mnr)$. A summary of the complexity results is shown in Figure 2(a).

3.4 Convergence Analysis

In this section, we study the convergence of RMFNL. Note that the proof technique in RMF-MM cannot be used, as it relies on convexity of the ℓ_1 -loss while ϕ in (4) is nonconvex (in particular, Proposition 1 in (Lin, Xu, and Zha 2017) fails). Moreover, the proof of RMF-MM uses the subgradient. Here, as ϕ is nonconvex, we will use the Clarke subdifferential (Clarke 1990), which generalizes subgradients to nonconvex functions. For the iterates $\{X^k\}$ generated by RMF-MM, it is guaranteed to have a *sufficient decrease* on the objective f in the following sense (Lin, Xu, and Zha 2017): There exists a constant $\gamma > 0$ such that $f(X^k) - f(X^{k+1}) \geq \gamma \|X^k - X^{k+1}\|_F^2, \forall k$. The following Proposition shows that RMFNL also achieves a sufficient decrease on its objective. Moreover, the $\{(U^k, V^k)\}$ sequence generated is bounded, which has at least one limit point.

Proposition 3.5. *For Algorithm 1, $\{(U^k, V^k)\}$ is bounded, and has a sufficient decrease on \dot{H} .*

Theorem 3.6. *The limit points of the sequence generated by Algorithm 1 are critical points of (4).*

4 Experiments

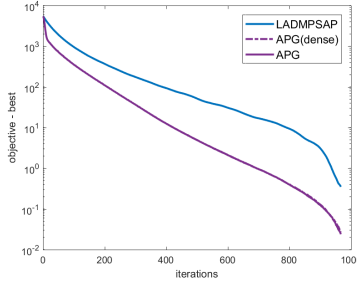
In this section, we compare the proposed RMFNL with state-of-the-art MF algorithms. Experiments are performed on a PC with Intel i7 CPU and 32GB RAM. All the codes are in Matlab, with sparse matrix operations implemented in C++. We use the nonconvex loss functions of LSP, Geman and Laplace with $\theta = 1$; and fix $\lambda = 20/(m+n)$ in (1) as suggested in (Lin, Xu, and Zha 2017).

4.1 Synthetic Data

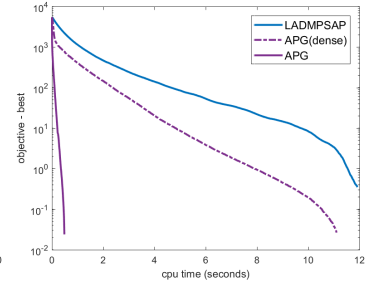
We first perform experiments on synthetic data, which is generated as $X = UV^\top$ with $U \in \mathbb{R}^{m \times 5}$, $V \in \mathbb{R}^{m \times 5}$, and $m = \{250, 500, 1000\}$. Elements of U and V are sampled i.i.d. from the standard normal distribution $\mathcal{N}(0, 1)$. This is then corrupted to form $M = X + N + S$, where N is the noise matrix from $\mathcal{N}(0, 0.1)$, and S is a sparse matrix modeling outliers with 5% nonzero elements randomly sampled from $\{\pm 5\}$. We randomly draw $10 \log(m)/m\%$ of

	space	iteration complexity	convergence rate
LADMPSAP	$O(mn)$	$O(mn)$	$O(1/T)$
APG(dense)	$O(mn)$	$O(mn)$	$O(1/T^2)$
APG	$O(\ \Omega\ _1 + (m+n)k)$	$O(\ \Omega\ _1 + (m+n)k^2)$	$O(1/T^2)$

(a) Complexities of surrogate optimizers.



(b) Number of iterations.



(c) CPU time.

Figure 2: Convergence of the objective on the synthetic data set (with the LSP loss and $m = 1000$). Note that the curves for APG-dense and APG overlap in Figure 2(b).

the elements from M as observations, with half of them for training and the other half for validation. The remaining unobserved elements are for testing. Note that the larger the m , the sparser is the observed matrix.

The iterate (U^1, V^1) is initialized as Gaussian random matrices, and the iterative procedure is stopped when the relative change in objective values is smaller than 10^{-4} . For the subproblems in RMF-MM and RMFNL, iteration is stopped when the relative change in objective value is smaller than 10^{-6} or when a maximum of 300 iterations is used. The rank r is set to the ground truth (i.e., 5).

For performance evaluation, we follow (Lin, Xu, and Zha 2017) and use the (i) testing root mean square error, $\text{RMSE} = \sqrt{\|\bar{W} \odot (X - \bar{U}\bar{V}^T)\|_F^2 / \text{nnz}(\bar{W})}$, where \bar{W} is a binary matrix indicating positions of the testing elements; and (ii) CPU time. To reduce statistical variability, results are averaged over five repetitions.

Solvers for Surrogate Optimization. Here, we compare three solvers for surrogate optimization in each RMFNL iteration (with the LSP loss and $m = 1000$): (i) LADMPSAP in RMF-MM; (ii) APG(dense), which uses APG but without utilizing data sparsity; and (iii) APG in Algorithm 1, which utilizes data sparsity as in Section 3.3. The APG stepsize is determined by line-search, and adaptive restart is used for further speedup (Odonoghue and Candes 2015). Figure 2 shows convergence in the first RMFNL iteration (results for the other iterations are similar). As can be seen, LADMPSAP is the slowest w.r.t. the number of iterations, as its convergence rate is inferior to both variants of APG (whose rates are the same). In terms of CPU time, APG is the fastest as it can also utilize data sparsity.

Table 1 shows performance of the whole RMFNL algorithm with different surrogate optimizers.¹ As can be seen, the various nonconvex losses (LSP, Geman and Laplace) lead to similar RMSE’s, as has been similarly observed in (Gong et al. 2013; Lu et al. 2016). Moreover, the different optimizers all obtain the same RMSE. In terms of speed, APG is the fastest, then followed by APG(dense), and LADMPSAP is the slowest. Hence, in the sequel, we

¹For all tables in the sequel, the best and comparable results according to the pairwise t-test with 95% confidence are highlighted.

will only use APG to optimize the surrogate.

Comparison with State-of-the-Art Matrix Factorization Algorithms. Next, we compare RMFNL with state-of-the-art MF and RMF algorithms. The ℓ_2 -loss-based MF algorithms that will be compared include alternating gradient descent (AltGrad) (Mnih and Salakhutdinov 2008), Riemannian preconditioning (RP) (Mishra and Sepulchre 2016), scaled alternating steepest descent (ScaledASD) (Tanner and Wei 2016) and alternative minimization for large scale matrix imputing (ALT-Impute) (Hastie et al. 2015). The ℓ_1 -loss-based RMF algorithms being compared include RMF-MM (Lin, Xu, and Zha 2017), robust matrix completion (RMC) (Cambier and Absil 2016) and Grassmannian robust adaptive subspace tracking algorithm (GRASTA) (He, Balzano, and Szlam 2012). Codes are provided by the respective authors. We do not compare with AOPMC (Yan, Yang, and Osher 2013), which has been shown to be slower than RMC (Cambier and Absil 2016).

As can be seen from Table 2, RMFNL produces much lower RMSE than the MF/RMF algorithms, and the RMSEs from different nonconvex losses are similar. AltGrad, RP, ScaledASD and ALT-Impute are very fast because they use the simple ℓ_2 loss. However, their RMSEs are much higher than RMFNL and RMF algorithms. A more detailed convergence comparison is shown in Figure 3. As can be seen, RMF-MM is the slowest. RMFNL with different nonconvex losses have similar convergence behavior, and they all converge to a lower testing RMSE much faster than the others.

4.2 Robust Collaborative Recommendation

In a recommender system, the love/hate attack changes the ratings of selected items to the minimum (hate) or maximum (love) (Burke, OMahony, and Hurley 2015). The love/hate attack is very simple, but can significantly bias overall prediction. As no love/hate attack data sets are publicly available, we follow (Burke, OMahony, and Hurley 2015; Mobasher et al. 2007) and manually add permutations. Experiments are performed on the popular *MovieLens* recommender data sets: *MovieLens-100K*, *MovieLens-1M*, and *MovieLens-10M*. We randomly select 3% of the items from each data set. For each selected item, all its observed ratings are set to either the minimum or maximum with

Table 1: Performance of RMFNL with different surrogate optimizers.

loss	solver	$m = 250$ (nnz: 11.04%)		$m = 500$ (nnz: 6.21%)		$m = 1000$ (nnz: 3.45%)	
		RMSE	CPU time	RMSE	CPU time	RMSE	CPU time
LSP	LADMPSAP	0.110±0.004	17.0±1.4	0.072±0.001	195.7±34.7	0.45±0.007	950.8±138.8
	APG(dense)	0.110±0.004	12.1±0.6	0.073±0.001	114.4±18.8	0.45±0.007	490.1±91.9
	APG	0.110±0.004	3.2±0.6	0.073±0.001	5.5±1.0	0.45±0.006	24.6±3.2
Geman	LADMPSAP	0.115±0.014	20.4±0.8	0.074±0.006	231.0±36.9	0.45±0.007	950.8±138.8
	APG(dense)	0.115±0.011	13.9±1.6	0.073±0.002	146.9±24.8	0.45±0.007	490.1±91.9
	APG	0.114±0.009	3.1±0.5	0.073±0.002	8.3±1.1	0.45±0.006	24.6±3.2
Laplace	LADMPSAP	0.110±0.004	17.1±1.5	0.072±0.001	203.4±22.7	0.45±0.007	950.8±138.8
	APG(dense)	0.110±0.004	12.1±2.1	0.073±0.003	120.9±28.9	0.45±0.007	490.1±91.9
	APG	0.111±0.004	2.8±0.4	0.074±0.001	5.6±1.0	0.45±0.006	24.6±3.2

Table 2: Performance of the various matrix factorization algorithms on synthetic data.

loss	algorithm	$m = 250$ (nnz: 11.04%)		$m = 500$ (nnz: 6.21%)		$m = 1000$ (nnz: 3.45%)	
		RMSE	CPU time	RMSE	CPU time	RMSE	CPU time
ℓ_2	AltGrad	1.062±0.040	1.0±0.6	0.950±0.005	1.8±0.3	0.853±0.010	6.0±4.2
	RP	1.048±0.071	0.1±0.1	0.953±0.012	0.4±0.2	0.848±0.009	1.1±0.1
	ScaledASD	1.042±0.066	0.2±0.1	0.950±0.009	0.4±0.3	0.847±0.009	1.2±0.5
	ALT-Impute	1.030±0.060	0.2±0.1	0.937±0.010	0.3±0.1	0.838±0.009	1.0±0.2
ℓ_1	GRASTA	0.338±0.033	1.5±0.1	0.306±0.002	2.9±0.3	0.244±0.009	6.1±0.4
	RMC	0.226±0.040	2.8±1.0	0.201±0.001	2.7±0.5	0.195±0.006	4.2±2.5
	RMF-MM	0.194±0.032	13.4±0.6	0.145±0.009	154.9±12.5	0.122±0.004	827.7±116.3
LSP	RMFNL	0.110±0.004	3.2±0.6	0.073±0.001	5.5±1.0	0.047±0.002	14.0±5.2
Geman	RMFNL	0.114±0.004	3.1±0.5	0.073±0.001	8.3±1.1	0.047±0.001	19.0±4.9
Laplace	RMFNL	0.111±0.004	2.8±0.4	0.074±0.001	5.6±1.0	0.047±0.002	15.9±6.1

equal possibilities. 50% of the observed ratings are used for training, 25% for validation, and the rest for testing. Algorithms in Section 4.1 will be compared. To reduce statistical variability, results are averaged over five repetitions. As in Section 4.1, the testing RMSE and CPU time are used for performance evaluation.

Results are shown in Table 3, and Figure 4 shows convergence of the RMSE. Again, RMFNL with different nonconvex losses have similar performance and achieve the lowest RMSE. The MF algorithms are fast, but have high RMSEs. GRASTA is not stable, with large RMSE and variance.

4.3 Affine Rigid Structure-from-Motion (SfM)

SfM reconstructs the 3D scene from sparse feature points tracked in m images of a moving camera (Koenderink and Van Doorn 1991). Each feature point is projected to every image plane, and is thus represented by a $2m$ -dimensional vector. With n feature points, this leads to a $2m \times n$ matrix. Often, this matrix has missing data (e.g., some feature points may not be always visible) and outliers (arising from feature mismatch). We use the Oxford *Dinosaur* sequence, which has 36 images and 4,983 feature points. As in (Lin, Xu, and Zha 2017), we extract three data subsets using feature points observed in at least 5, 6 and 7 images. These are denoted “D1” (with size 72×932), “D2” (72×557) and “D3” (72×336). The fully observed data matrix can be recovered by rank-4 matrix factorization (Eriksson and Van Den Hengel 2010), and so we set $r = 4$.

We compare RMFNL with RMF-MM and its variant (denoted RMF-MM(heuristic)) described in Section 4.2 of (Lin, Xu, and Zha 2017). In this variant, the diagonal entries of Λ_r and Λ_c are initialized with small values and then

increased gradually. It is claimed in (Lin, Xu, and Zha 2017) that this leads to faster convergence. However, our experimental results show that this heuristic leads to more accurate, but not faster, results. Moreover, the key pitfall of this variant is that Proposition 2.1 and the convergence guarantee for RMF-MM no longer holds.

For performance evaluation, as there is no ground-truth, we follow (Lin, Xu, and Zha 2017) and use the (i) mean absolute error (MAE) $\|\bar{W} \odot (\bar{U}\bar{V}^\top - X)\|_1 / \text{nnz}(\bar{W})$, where \bar{U} and \bar{V} are outputs from the algorithm, X is the data matrix with observed positions indicated by the binary \bar{W} ; and (ii) CPU time. As the various nonconvex penalties have been shown to have similar performance, we will only report the LSP here.

Results are shown in Table 4. As can be seen, RMF-MM(heuristic) obtains a lower MAE than RMF-MM, but is still outperformed by RMFNL. RMFNL is the fastest, though the speedup is not as significant as in previous sections. This is because the *Dinosaur* subsets are not very sparse (the percentages of nonzero entries in “D1”, “D2” and “D3” are 17.9%, 20.5% and 23.1%, respectively).

5 Conclusion

In this paper, we improved the robustness of matrix factorization by using a nonconvex loss instead of the commonly used (convex) ℓ_1 and ℓ_2 -losses. Second, we improved its scalability by exploiting data sparsity (which RMF-MM cannot) and using the accelerated proximal gradient algorithm (which is faster than the commonly used ADMM). The space and iteration time complexities are greatly reduced. Theoretical analysis shows that the proposed RMFNL algorithm generates a critical point. Extensive experiments on both synthetic and real-world data

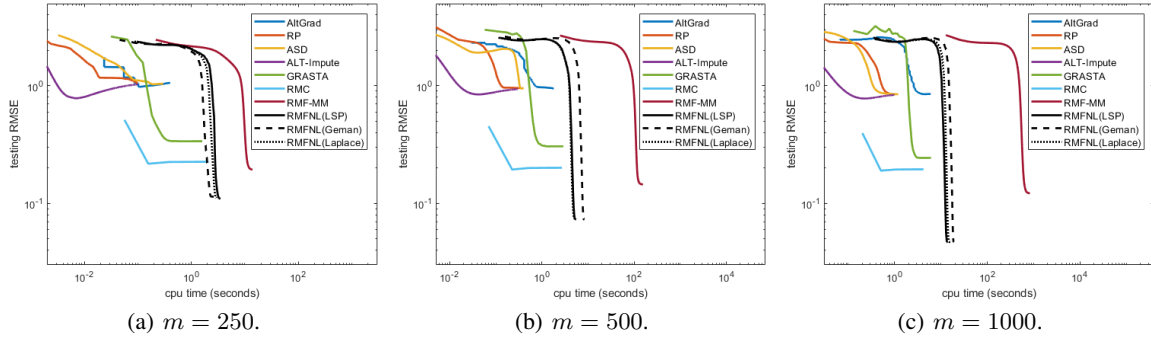


Figure 3: Convergence of testing RMSE for the various algorithms on synthetic data.

Table 3: Performance on the *MovieLens* data sets. CPU time is in seconds. RMF-MM cannot converge in 10^4 seconds on the *MovieLens-1M* and *MovieLens-10M* data sets, and thus is not reported.

loss	algorithm	<i>MovieLens-100K</i>		<i>MovieLens-1M</i>		<i>MovieLens-10M</i>	
		RMSE	CPU time	RMSE	CPU time	RMSE	CPU time
ℓ_2	AltGrad	0.954 \pm 0.004	1.0 \pm 0.2	0.856 \pm 0.005	30.6 \pm 2.5	0.872 \pm 0.003	1130.4 \pm 9.6
	RP	0.968 \pm 0.008	0.2\pm0.1	0.867 \pm 0.002	4.4\pm0.4	0.948 \pm 0.011	199.9\pm39.0
	ScaledASD	0.951 \pm 0.004	0.3\pm0.1	0.878 \pm 0.003	8.7 \pm 0.2	0.884 \pm 0.001	230.2 \pm 7.7
	ALT-Impute	0.942 \pm 0.021	0.2\pm0.1	0.859 \pm 0.001	10.7 \pm 0.2	0.872 \pm 0.001	198.9\pm2.6
ℓ_1	GRASTA	1.057 \pm 0.218	4.6 \pm 0.3	0.842 \pm 0.011	31.1 \pm 0.6	0.876 \pm 0.047	1304.3 \pm 72.0
	RMC	0.920 \pm 0.001	1.4 \pm 0.2	0.849 \pm 0.001	40.6 \pm 2.2	0.855 \pm 0.001	526.0 \pm 29.5
	RMF-MM	0.901 \pm 0.003	402.3 \pm 80.0	—	—	—	—
LSP	RMFNL	0.885\pm0.006	5.9 \pm 1.5	0.828\pm0.001	34.9 \pm 1.0	0.817\pm0.004	1508.2 \pm 69.1
Geman	RMFNL	0.885\pm0.005	6.6 \pm 1.2	0.829\pm0.005	35.3 \pm 0.3	0.817\pm0.004	1478.5 \pm 72.8
Laplace	RMFNL	0.885\pm0.005	4.9 \pm 1.1	0.828\pm0.001	35.1 \pm 0.2	0.817\pm0.005	1513.4 \pm 12.2

sets demonstrate that RMFNL is more accurate and more scalable than the state-of-the-art.

References

- Basri, R.; Jacobs, D.; and Kemelmacher, I. 2007. Photometric stereo with general, unknown lighting. *International Journal of Computer Vision* 72(3):239–257.
- Beck, A. and Teboulle, M. 2009. A fast iterative shrinkage-thresholding algorithm for linear inverse problems. *SIAM Journal on Imaging Sciences* 2(1):183–202.
- Boyd, S.; Parikh, N.; Chu, E.; Peleato, B.; and Eckstein, J. 2011. Distributed optimization and statistical learning via the alternating direction method of multipliers. *Foundations and Trends in Machine Learning* 3(1):1–122.
- Burke, R.; OMahony, M.; and Hurley, N. 2015. *Recommender Systems Handbook*. Springer.
- Cabral, R.; De la Torre, F.; Costeira, J.; and Bernardino, A. 2013. Unifying nuclear norm and bilinear factorization approaches for low-rank matrix decomposition. In *ICCV*, 2488–2495.
- Cambier, L., and Absil, P. 2016. Robust low-rank matrix completion by Riemannian optimization. *SIAM Journal on Scientific Computing* 38(5):S440–S460.
- Candès, E., and Recht, B. 2009. Exact matrix completion via convex optimization. *Foundations of Computational Mathematics* 9(6):717–772.
- Candès, E.; Wakin, M.; and Boyd, S. 2008. Enhancing sparsity by reweighted ℓ_1 minimization. *Journal of Fourier Analysis and Applications* 14(5-6):877–905.
- Clarke, F. 1990. *Optimization and nonsmooth analysis*. SIAM.
- De La Torre, F., and Black, M. 2003. A framework for robust subspace learning. *International Journal of Computer Vision* 54(1):117–142.
- Eriksson, A., and Van Den Hengel, A. 2010. Efficient computation of robust low-rank matrix approximations in the presence of missing data using the ℓ_1 -norm. In *CVPR*, 771–778.
- Fan, J., and Li, R. 2001. Variable selection via nonconcave penalized likelihood and its oracle properties. *Journal of the American statistical Association* 96(456):1348–1360.
- Geman, D., and Yang, C. 1995. Nonlinear image recovery with half-quadratic regularization. *IEEE Transactions on Image Processing* 4(7):932–946.
- Gong, P.; Zhang, C.; Lu, Z.; Huang, J.; and Ye, J. 2013. A general iterative shrinkage and thresholding algorithm for non-convex regularized optimization problems. In *ICML*, 37–45.
- Hastie, T.; Mazumder, R.; Lee, J.; and Zadeh, R. 2015. Matrix completion and low-rank svd via fast alternating least squares. *Journal of Machine Learning Research* 16:3367–3402.
- He, J.; Balzano, L.; and Szlam, A. 2012. Incremental gradient on the grassmannian for online foreground and

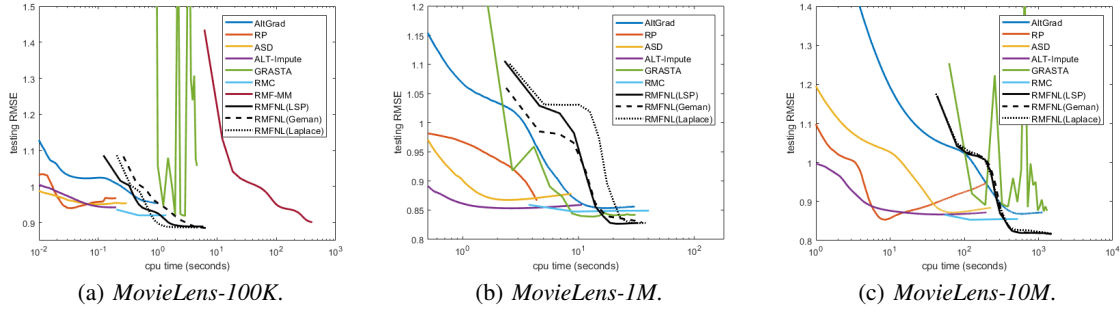


Figure 4: Convergence of testing RMSE on the recommendation data sets.

Table 4: Performance on the *Dinosaur* data subsets. CPU time is in seconds.

	D1		D2		D3	
	MAE	CPU time	MAE	CPU time	MAE	CPU time
RMF-MM(heuristic)	0.374±0.031	43.9±3.3	0.381±0.022	25.9±3.1	0.382±0.034	10.8±3.4
RMF-MM	0.442±0.096	26.9±3.4	0.458±0.043	14.9±2.2	0.466±0.072	9.2±2.1
RMFNL	0.323±0.012	8.3±1.9	0.332±0.005	6.8±1.3	0.316±0.006	3.4±1.0

background separation in subsampled video. In *CCPR*, 1568–1575.

Huber, P. 2011. *Robust Statistics*. Springer.

Hunter, D., and Lange, K. 2004. A tutorial on MM algorithms. *The American Statistician* 58(1):30–37.

Jiang, W.; Nie, F.; and Huang, H. 2015. Robust dictionary learning with capped ℓ_1 -norm. In *IJCAI*, 3590–3596.

Kim, E.; Lee, M.; Choi, C.; Kwak, N.; and Oh, S. 2015. Efficient ℓ_1 -norm-based low-rank matrix approximations for large-scale problems using alternating rectified gradient method. *IEEE Transactions on Neural Networks and Learning Systems* 26(2):237–251.

Koenderink, J., and Van Doorn, A. 1991. Affine structure from motion. *Journal of the Optical Society of America* 8(2):377–385.

Lange, K.; Hunter, R.; and Yang, I. 2000. Optimization transfer using surrogate objective functions. *Journal of Computational and Graphical Statistics* 9(1):1–20.

Lin, Z.; Liu, R.; and Li, H. 2015. Linearized alternating direction method with parallel splitting and adaptive penalty for separable convex programs in machine learning. *Machine Learning* 2(99):287–325.

Lin, Z.; Xu, C.; and Zha, H. 2017. Robust matrix factorization by majorization minimization. *IEEE Transactions on Pattern Analysis and Machine Intelligence* (99).

Lu, C.; Tang, J.; Yan, S.; and Lin, Z. 2016. Nonconvex nonsmooth low rank minimization via iteratively reweighted nuclear norm. *IEEE Transactions on Image Processing* 25(2):829–839.

Meng, D.; Xu, Z.; Zhang, L.; and Zhao, J. 2013. A cyclic weighted median method for ℓ_1 low-rank matrix factorization with missing entries. In *AAAI*, 704–710.

Mishra, B., and Sepulchre, R. 2016. Riemannian

preconditioning. *SIAM Journal on Optimization* 26(1):635–660.

Mnih, A., and Salakhutdinov, R. 2008. Probabilistic matrix factorization. In *NIPS*, 1257–1264.

Mobasher, B.; Burke, R.; Bhaumik, R.; and Williams, C. 2007. Toward trustworthy recommender systems: An analysis of attack models and algorithm robustness. *ACM Transactions on Internet Technology* 7(4):23.

Nesterov, Y. 2013. Gradient methods for minimizing composite functions. *Mathematical Programming* 140(1):125–161.

Odonoghue, B., and Candes, E. 2015. Adaptive restart for accelerated gradient schemes. *Foundations of computational mathematics* 15(3):715–732.

Tanner, J., and Wei, K. 2016. Low rank matrix completion by alternating steepest descent methods. *Applied and Computational Harmonic Analysis* 40(2):417–429.

Trzasko, J., and Manduca, A. 2009. Highly undersampled magnetic resonance image reconstruction via homotopic-minimization. *IEEE Transactions on Medical Imaging* 28(1):106–121.

Yan, M.; Yang, Y.; and Osher, S. 2013. Exact low-rank matrix completion from sparsely corrupted entries via adaptive outlier pursuit. *Journal of Scientific Computing* 56(3):433–449.

Yan, M. 2013. Restoration of images corrupted by impulse noise and mixed gaussian impulse noise using blind inpainting. *SIAM Journal on Imaging Sciences* 6(3):1227–1245.

Yang, J., and Leskovec, J. 2013. Overlapping community detection at scale: a nonnegative matrix factorization approach. In *WSDM*, 587–596.

Zhang, C. 2010. Nearly unbiased variable selection

under minimax concave penalty. *The Annals of Statistics* 38(2):894–942.

Zheng, Y.; Liu, G.; Sugimoto, S.; Yan, S.; and Okutomi, M. 2012. Practical low-rank matrix approximation under robust ℓ_1 -norm. In *CVPR*, 1410–1417.

Zuo, W.; Meng, D.; Zhang, L.; Feng, X.; and Zhang, D. 2013. A generalized iterated shrinkage algorithm for non-convex sparse coding. In *ICCV*, 217–224.