

Dropout Sampling for Robust Object Detection in Open-Set Conditions

Dimity Miller, Lachlan Nicholson, Feras Dayoub, Niko Sünderhauf

Abstract—Dropout Variational Inference, or Dropout Sampling, has been recently proposed as an approximation technique for Bayesian Deep Learning and evaluated for image classification and regression tasks. This paper investigates the utility of Dropout Sampling for object detection for the first time. We demonstrate how label uncertainty can be extracted from a state-of-the-art object detection system via Dropout Sampling. We show that this uncertainty can be utilized to increase object detection performance under the open-set conditions that are typically encountered in robotic vision. We evaluate this approach on a large synthetic dataset with 30,000 images, and a real-world dataset captured by a mobile robot in a versatile campus environment.

I. INTRODUCTION

Visual object detection has made immense progress over the past years thanks to advances in deep learning and convolutional networks [1]–[3]. Despite this progress, operating in open-set conditions where new objects that were not seen during training are encountered [4], [5], remains one of the biggest current challenges in visual object detection.

Robots that often have to operate in ever-changing, uncontrolled real-world environments, commonly encounter open-set conditions and have to cope with new object classes that were not part of the training set of their vision system.

This scenario is very different to how the current visual object detection systems are evaluated. Typically one large dataset is split into a training and testing subset that is used for evaluation. This means that both sets share the same characteristics and contain the same object classes. This is commonly referred to as operating under closed-set conditions. It was shown in [6] that top performing object classification and recognition systems suffer a major drop in performance when tested using samples taken from outside their “universe”, i.e. tested on images taken from outside the particular dataset that was used for training and testing.

Solving the open-set object detection problem is of paramount importance for the successful deployment of learning-based systems on board of mobile robots. A robot that acts based on the output of an unreliable machine learning system can potentially perform catastrophic actions.

One way to handle the open-set problem is to utilize the uncertainty of the model predictions to reject predictions with low confidence. An approach to this uncertainty estimation has been developed by the use of a technique called Dropout Sampling as an approximation to Bayesian inference over

This research was supported by the Australian Research Council Centre of Excellence for Robotic Vision, project number CE140100016.

The authors are with the Australian Centre for Robotic Vision at Queensland University of Technology (QUT), Brisbane, QLD 4001, Australia. Contact: niko.suenderhauf@qut.edu.au

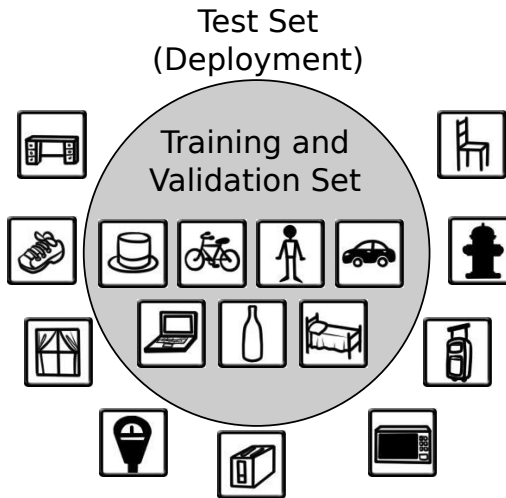


Fig. 1. The Open-Set problem. Training of an object detection system is performed on a closed set of known classes. In typical computer vision benchmarks such as COCO [10] or ILSVRC [11] the test set is identical to the training set, i.e. there are no new classes in the test set. In stark contrast, robots operating in the real world in uncontrolled environments commonly encounter many objects of previously unseen classes. This is described as an open-set scenario. It poses a challenge on current state-of-the-art object detectors that tend to generate high confidence detections on unknown objects. Estimating the label uncertainty of a detection is a way to identify and reject detections of open-set classes.

the parameters of deep neural networks [7]. Consequently, this technique was used for uncertainty estimation in image classification and regression tasks [8], [9].

In this paper, we extend the concept of Dropout Sampling to object *detection* for the first time. We evaluate this Bayesian object detection system on a large synthetic and a real-world dataset and show how label uncertainty estimated from a state-of-the-art object detection system in this way can be utilized to increase object detection performance under open-set conditions.

The remainder of the paper is structured as follows; Section II discusses the related work with Section III presenting our proposed approach to obtaining uncertainty estimation for object detection. Section IV describes the evaluation metrics and the datasets used. Section V describes the experimental evaluation and the results. Finally, Section VI draws conclusions and discusses future research.

II. RELATED WORK

A. Visual Object Detection

Visual object detection is the process of finding all instances of known object classes in an image and accurately

localizing it using a tight bounding box.

Current state-of-the-art visual object detection systems are dominated by deep neural networks. The first breakthrough was in 2014 by R-CNN [12] which used cropped and resized regions from an input image using a regions proposals as an input to a deep convolutional neural network classifier, AlexNet [13], in order to localize all known objects. Later and in order to improve the speed of the training and testing stages of R-CNN, Faster R-CNN [3] integrated the process of regions proposal generation as a branch in the network itself. Recently, Single shot multibox detector, SSD [1] took the idea further and unified the detection and proposal generation into one branch in the network. This enabled the detector to consider different image regions of different sizes and resolutions.

Although these networks are performing increasingly well under *closed-set* conditions, they suffer performance loss when evaluated using images from outside their corresponding development datasets (i.e. under similar setup to *open-set* conditions) as shown in [6].

B. Open-set Object Detection

Open-set conditions is defined as the evaluation of a system where novel classes are seen in testing that were not present during training. As defined in [5], there exists three categories of classes:

- 1) *Known classes*, i.e. labeled positive training examples,
- 2) *Known unknown classes*, i.e. labeled negative examples, not necessarily grouped into meaningful categories,
- 3) *Unknown unknown classes*, i.e. classes unseen during training.

Although some modern object detectors are trained to detect “background” classes (*known unknown classes*), it is not possible to *train* a system to detect and discriminate against *unknown unknown classes*.

The problem with deploying models trained under closed-set assumptions into open-set environments is that the network is forced to choose a class label from one of the *known* classes, and in many cases, classifies the unknown object with high confidence [14].

Current attempts at improving open-set performance of machine learning systems have focused on formally accounting for *unknown unknowns* [4], [5], [15] by identifying and rejecting classes not encountered during training based on an estimate of the uncertainty in the network predictions.

C. Bayesian Deep Learning

One way to obtain this uncertainty estimation is by using Bayesian Neural Networks (BNNs) [16], [17]. Commonly, variational inference was been used to obtain approximations for them as shown in [18]–[22]. However, the practical applicability of these methods is hindered by increased training difficulty and computational cost.

In 2015, Gal and Ghahramani [7] proposed Dropout Variational Inference as a tractable approximation to Bayesian Neural Networks (BNNs) providing a measure of uncertainty

for a models confidence scores while remaining computationally feasible. This made it possible to convert any deep neural network to become Bayesian by simply adding the dropout layers during testing.

Recently, in [8] and [9], dropout sampling was used for uncertainty estimates on regression and image classification tasks in aim to improve the performance. In this paper, we extend the use of this technique to visual object detection and evaluate its effects under open-set conditions typical to robot vision tasks.

III. OBJECT DETECTION – A BAYESIAN PERSPECTIVE

We start by giving a short overview on how Dropout Sampling is used to perform tractable variational inference in classification and recognition tasks. We then present our approach to extending this technique to object *detection*.

A. Dropout Sampling for Classification and Recognition

The idea behind Bayesian Neural Networks is to model the network’s weights \mathbf{W} as a distribution $p(\mathbf{W}|\mathbf{T})$ conditioned on the training data \mathbf{T} , instead of a deterministic variable. By placing a prior over the weights, e.g. $\mathbf{W} \sim \mathcal{N}(0, \mathbf{I})$, the network training can be interpreted determining a plausible set of weights \mathbf{W} by evaluating the posterior over the weights given the training data: $p(\mathbf{W}|\mathbf{T})$ [23]. Evaluating this posterior however is not tractable without approximation techniques.

Kendall and Gal [23] showed that for *recognition* or classification tasks, Dropout Variational Inference allows to approximate the class probability $p(y|\mathcal{I}, \mathbf{T})$ given an image \mathcal{I} and the training data \mathbf{T} by performing multiple forward passes through the network with Dropout enabled, and averaging over the obtained Softmax scores \mathbf{s}_i :

$$p(y|\mathcal{I}, \mathbf{T}) = \int p(y|\mathcal{I}, \mathbf{W}) \cdot p(\mathbf{W}|\mathbf{T}) d\mathbf{W} \approx \frac{1}{n} \sum_{i=1}^n \mathbf{s}_i \quad (1)$$

This Dropout sampling technique essentially *samples* n model weights $\widetilde{\mathbf{W}}_i$ from the otherwise intractable posterior $p(\mathbf{W}|\mathbf{T})$.

In above example, $p(y|\mathcal{I}, \mathbf{T})$ is a probability vector \mathbf{q} over all class labels. The uncertainty of the network in its classification is captured by the entropy $H(\mathbf{q}) = -\sum_i q_i \cdot \log q_i$. This technique of estimating uncertainty with Dropout sampling has been successfully applied to various classification and regression tasks [7]–[9], [23].

B. Object Detection with Dropout Sampling

In contrast to image classification or recognition that reports a single label distribution for what is considered the most prominent object in an image, object *detection* is concerned with estimating a bounding box alongside a label distribution for multiple objects in a scene. We extend the concept of Dropout sampling as a means to perform tractable variational inference from image recognition to object detection.

To do this, we employ the same Dropout sampling approximation as proposed by [7] to sample from the distribution

of weights $p(\mathbf{W}|\mathbf{T})$. This time however, \mathbf{W} are the learned weights of a *detection* network, such as SSD [1].

SSD is based on the VGG-16 network architecture [24] that consists of 13 convolutional layers and 3 fully connected layers. This base network is trained with Dropout layers inserted after the first and second fully connected layers. Normally, these Dropout layers would not be active during testing, but we keep them enabled to perform the Dropout sampling variational inference. Every forward pass through the network therefore corresponds to performing inference with different network $\tilde{\mathbf{W}}$ approximately sampled from $p(\mathbf{W}|\mathbf{T})$.

C. Partitioning Detections into Observations

A single forward pass through a sampled object detection network with weights $\tilde{\mathbf{W}}$ yields a set of individual detections, each consisting of bounding box coordinates \mathbf{b} and a softmax score vector \mathbf{s} . We denote these detections as $D_i = \{\mathbf{s}_i, \mathbf{b}_i\}$. Multiple forward passes yield a larger set $\mathcal{D} = \{D_1, \dots, D_m\}$ of m such individual detections D_i . Notice that many of these detections D_i will overlap significantly as they correspond to objects that are detected in every single forward pass. This is illustrated in Fig. 2.

Detections from the set \mathcal{D} with high mutual intersection-over-union scores (IoU) will be partitioned into *observations* using a Union-Find data structure. We define an observation \mathcal{O}_i as a set of detections with high mutual bounding box IoU:

$$\mathcal{O}_i = \cup D_i \quad \text{s.t.} \quad \text{IoU}(D_j, D_k) \geq 0.95 \quad \forall D_j, D_k \in \mathcal{O}_i \quad (2)$$

The threshold of 0.95 has been determined empirically. Smaller thresholds (e.g. 0.8 in our experiments) tend to group too many overlapping detections into one observation in cluttered scenes, often falsely grouping detections on different ground truth objects into one observation. The selected threshold of 0.95 is conservative, resulting in several observations per object. We found that this conservative partitioning strategy is a better choice, as it is easier to fuse observations at later stages in the processing pipeline through data association techniques than it is to re-separate wrongly combined detections.

D. Extracting Label Probabilities and Uncertainty

When performing dropout sampling with multiple forward passes and partitioning of individual detections into observations as described above, we obtain a set of score vectors for every observation. Following (1) we can now approximate the vector of class probabilities \mathbf{q}_i by averaging all score vectors \mathbf{s}_j in an observation \mathcal{O}_i .

$$\mathbf{q}_i \approx \bar{\mathbf{s}}_i = \frac{1}{n} \sum_{i=j}^n \mathbf{s}_j \quad \forall D_j = \{\mathbf{s}_j, \mathbf{b}_j\} \in \mathcal{O}_i \quad (3)$$

This gives us an approximation of the probability of the class label y_i for a detected object in image \mathcal{I} given the training data \mathbf{T} , which follows a Categorical distribution parametrized by \mathbf{q}_i :

$$p(y_i|\mathcal{I}, \mathbf{T}) \sim \text{Cat}(k, \mathbf{q}_i) \quad (4)$$

The entropy $H(\mathbf{q}_i) = -\sum_j q_{ij} \cdot \log q_{ij}$ measures the *label uncertainty* of the detector for a particular observation. If \mathbf{q}_i is a uniform distribution, expressing maximum uncertainty, the Entropy will be high. Conversely, if the detector is very certain and puts most of its probability mass into a single class, resulting in a very ‘‘peaky’’ distribution, the entropy will be low.

E. Extracting Location Probability and Spatial Uncertainty

While the averaged Softmax scores approximate the label distribution \mathbf{q}_i , we can approximate the distribution over the bounding box coordinates for every observation in the same way: by averaging over the bounding box vectors \mathbf{b}_j of all detections D_j belonging to an observation \mathcal{O}_i :

$$\bar{\mathbf{b}}_i = \frac{1}{n} \sum_{j=1}^n \mathbf{b}_j \quad \forall D_j = \{\mathbf{s}_j, \mathbf{b}_j\} \in \mathcal{O}_i \quad (5)$$

The uncertainty in these bounding box coordinates is captured by the covariance matrix over all \mathbf{b}_j . While we do not use this expression of *spatial* uncertainty in this paper, it can be of use for future applications such as utilizing the bounding box detections as landmark parametrizations in object-based SLAM [25].

F. Using Dropout Sampling to Improve Object Detection Performance in Open-Set Conditions

The described dropout sampling technique for object detection allows us to estimate the *uncertainty* of the detector in the label classification for every observation \mathcal{O}_i by assessing the Entropy $H(\mathbf{q}_i)$. In open-set conditions, we would expect the label uncertainty to be higher for detections falsely generated on open-set objects (i.e. object classes not contained in the training data). A threshold on the Entropy $H(\mathbf{q}_i)$ allows to identify and reject detections of such unknown objects.

While the same Entropy test could be applied to the Entropy of a single Softmax score vector $H(\mathbf{s})$ from the vanilla, non-Bayesian object detector network, we would expect that since \mathbf{q}_i is a better approximation to the true class probability distribution than \mathbf{s} , using $H(\mathbf{q}_i)$ as a measure of uncertainty is superior over $H(\mathbf{s})$.

This allows us to formulate the central **Hypothesis** of our paper: *Dropout variational inference improves the object detection performance under open-set conditions compared to a non-Bayesian detection network.* The following two sections describe the experiments we conducted to verify or falsify this hypothesis and present our findings.

IV. EVALUATION METRICS

We evaluate the object detection performance in open-set conditions with three metrics: (1) open-set error, (2) precision and (3) recall. Recall describes how well a detector identifies *known* objects, open set error describes how robust an object detector is with respect to *unknown* objects and precision describes how well a detector classifies *known* and *unknown* objects. An ideal object detector would achieve a recall of 100% (it detects *all* known objects), precision of 100% (*all* detections are classified correctly as the true *known* class or

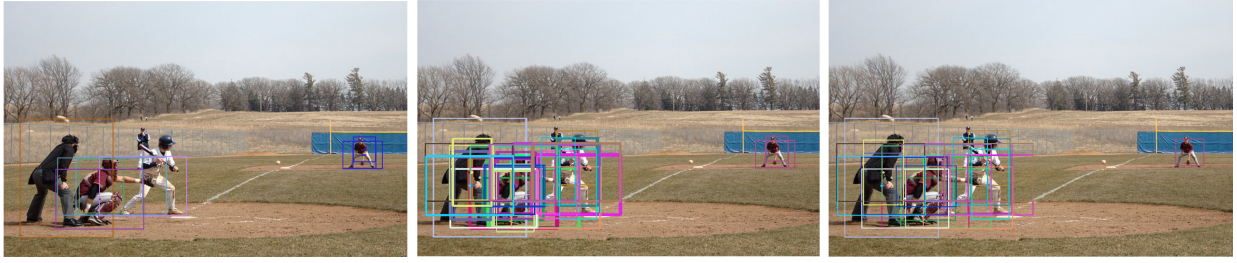


Fig. 2. (left) A single forward pass through SSD [1] yields 9 individual object detections D_i . (center) 42 forward passes with Dropout Sampling result a total of 393 detections D_i . (right) These individual detections can be grouped according to their IoU score into 29 observations \mathcal{O}_j .

as *unknown*), and an open-set error of 0 (no *unknown* objects were detected and misclassified as a *known* class).

A. Precision and Recall

We define precision and recall by arranging all observations in a scene into true positives (TP) and false positives (FP). Ground truth objects that are not detected are counted as false negatives (FN).

Let $\Omega = \{\mathcal{O}_1, \dots, \mathcal{O}_n\}$ be the set of *all* object observations in a scene after the partitioning step described in Section III-C. We assess the label uncertainty by comparing the Entropy $H(\mathbf{q}_i)$ with a threshold θ and reject a detection if $H(\mathbf{q}_i) > \theta$. The rejected detections exhibit high label uncertainty and are likely to correspond to observations of unknown objects.

For every observation \mathcal{O}_i that passes this Entropy test, we find the overlapping ground truth objects with an IoU of at least 0.5. If the winning label for the observation matches any of the matched objects, we count the observation as true positive, otherwise as false positive.

Should there be no ground truth object with an IoU ≥ 0.5 and the winning class label is not 0 (unknown), we also count \mathcal{O}_i as a false positive. This case corresponds to observations that passed the Entropy test, but were not generated by a known object.

Every ground truth object of a class known to the detector that was not associated with an observation (i.e. there is no \mathcal{O}_i with an IoU ≥ 0.5 with that object) gets counted as a false negative, since the detector failed to detect it.

Precision and recall are then defined as usual: precision = $\frac{|TP|}{|TP|+|FP|}$, and recall = $\frac{|TP|}{|TP|+|FN|}$. Both can be combined into the F-score $F_1 = 2 \cdot \frac{\text{precision} \cdot \text{recall}}{\text{precision} + \text{recall}}$.

B. Absolute Open-Set Error

We define absolute open-set error as the total number of observations that pass the Entropy test while not having a winning class label of 'unknown', and fall on unknown objects (i.e. there are no overlapping ground truth objects with an IoU ≥ 0.5 and a known true class label).

In the ideal case, all observations are of *known* objects, i.e. objects from the training set. In this scenario the open-set error is 0.

C. Datasets Used in the Evaluation

Our evaluation is based on two datasets: SceneNet RGB-D [26], a huge dataset of rendered scenes, and a smaller real-

world dataset captured by our robot in a variety of indoor and outdoor environments on our campus [27].

a) *SceneNet RGB-D*: The SceneNet RGB-D validation set contains photo-realistic images of 1000 differing indoor scenes [26]. These scenes contain 182 differing objects, of which 100 are unknown classes for a network trained on COCO. Instance images from the dataset contain pixel segmentations of each object and can be used to obtain ground truth locations and classifications. A bounding box was generated for each object by extracting its minimum and maximum x and y pixel locations in the instance image. The instance ID for that object was then mapped to a WordNet ID (wnid) via the dataset's trajectories. A map was created to convert each COCO class to all corresponding wnid in the dataset. As COCO classes are more generic in nature, several wnid were often mapped to a single COCO class, i.e. 'rocking chair', 'swivel chair' and 'arm chair' were mapped to the COCO class 'chair'.

b) *QUT Campus Dataset*: This dataset was collected using a mobile robot across nine different and versatile environments on our campus while recording stream of images. The traversed environments are an office, a corridor, the underground parking garage, a small supermarket, a food court, a cafe, a general outdoor campus environment, a lecture theater and the lobby of one of the university's main buildings. More details about the dataset can be found in [27]. Detections were evaluated by manual visual inspection.

D. Evaluation Protocol and Compared Object Detectors

We base our evaluation on the SSD architecture [1] and compare the performance of three variants:

- Vanilla SSD (i.e. the default configuration of SSD as proposed in [1], without any Entropy thresholding)
- SSD with Entropy thresholding, i.e. using the Entropy of the Softmax scores $H(\mathbf{s})$ estimate uncertainty, rejecting detections with high Entropy
- Bayesian SSD, i.e. SSD with Dropout sampling and using the Entropy of the averaged Softmax scores $H(\mathbf{q})$ to estimate uncertainty and reject detections

Two key parameters of Bayesian SSD are the number of forward passes through the network and the minimum number of detections required per observation. More forward passes is expected to improve recall performance at the cost

TABLE I
PERFORMANCE COMPARISON ON SCENENET RGB-D AT MAXIMUM F_1 SCORE [26]

	Forward Passes	max. F_1 Score	abs OSE at max F_1 point	Recall	Precision
vanilla SSD		0.220	18331	0.165	0.328
SSD with Entropy test		0.227	12638	0.160	0.392
Bayesian SSD	10	0.270	20991	0.214	0.364
	20	0.292	24922	0.244	0.364
	30	0.301	28431	0.261	0.355
	42	0.309	32034	0.278	0.347

TABLE II
PERFORMANCE COMPARISON ON SCENENET RGB-D AT VANILLA SSD REFERENCE SCORES [26]

	Forward Passes	F_1 Score at reference OSE	abs OSE at reference F_1 Score
vanilla SSD (reference)		0.220	18,331
Bayesian SSD	10	0.269	8,225
	20	0.284	8,313
	30	0.286	9,003
	42	0.285	9,256

of processing time. Bayesian SSD was tested for 10, 20, 30 and 42 forward passes through the network to verify this. Given that Bayesian SSD relies on partitioning and averaging across individual detections, it can be expected that observations with more detections will provide more robust uncertainty estimates. 1, 3, 5 and 10 minimum detections were evaluated for 42 forward passes.

We varied the Entropy threshold θ between 0.1 and 2.5 and calculated precision, recall, and F_1 score for every θ . From each scene of the SceneNet RGB-D validation dataset, we tested 30 images, resulting in a total of 30000 test images. A sample of 75 images were tested from the QUT Campus dataset across 11 scenes with accuracy and absolute OSE recorded.

V. RESULTS AND INTERPRETATION

A. Summary

Our experiments confirmed the hypothesis formulated in Section III-F: The Bayesian SSD detector utilizing Dropout sampling as an approximation to full Bayesian inference improved the object detection performance in precision and recall while reducing the open-set error in open-set conditions.

We will explain our findings in detail in this section, discussing the results on both datasets as well as the influence of the hyper parameters for the number of forward passes and the required minimum detections per observation.

B. SceneNet RGB-D

As shown in Table I and Figure 3, Bayesian SSD is able to achieve significantly greater precision and recall scores than the vanilla SSD without Dropout sampling. While the use of Entropy thresholding with the vanilla SSD has a higher

precision for some low recall levels, overall, Bayesian SSD is also shown to outperform this approach. This suggests that Bayesian SSD produces a more reliable uncertainty estimate for object classification; as such, it is able to make more informed decisions to reject incorrect classifications. A network utilizing Bayesian SSD is also able to achieve a significantly higher maximum recall. As expected, collecting detections from multiple forward passes allows Bayesian SSD to have a greater chance of detecting objects that may be overlooked in a single forward pass.

The effect of Bayesian SSD on identification of open-set error is further explored in Figure 4. These results show that the Bayesian SSD allows for a significant reduction in open-set error in comparison to vanilla SSD. As can be seen in Table II, when choosing the performance of the vanilla SSD as a reference point (indicated by the red cross in Fig. 5) the Bayesian SSD allows to significantly decrease the open-set error (OSE) while retaining the F_1 score. Alternatively the F_1 can be significantly improved while keeping the OSE at the reference level. This further suggests that Bayesian SSD provides a reliable uncertainty measure for identifying incorrect detections of unknown classes, as well as incorrect classifications of known objects.

C. Forward Passes

As can be seen in Figure 4, 10 forward passes is able to maintain the vanilla SSD reference F_1 score and reduce open-set error comparably to greater numbers of passes. However, at least 20 forward passes are needed to maximize F_1 score for the vanilla SSD open-set error. Beyond the reference OSE point, more forward passes achieve slightly higher F_1 scores, but at the cost of a significant increase in open set error. Depending on the performance requirements of a detection system, fewer forward passes may be suitable, also allowing for reduced computation.

D. Minimum Detection

As shown in Figure 5, requiring at least 3 detections per observation provides a marginally lower open-set error for each F_1 score. This effect is equivalent across all minimum detection levels greater than 1. As a consequence of this requirement, the maximum F_1 score is also reduced. As in the case of 10 minimum detections, this can result in Bayesian SSD being outperformed by vanilla SSD. This supports the theory that Bayesian SSD relies upon having multiple detections per observation, but also suggests that the magnitude is inconsequential. Therefore, in most circumstances, a low minimum detections requirement (if any) is ideal.

E. Real World Dataset

For the QUT Campus dataset, the Bayesian SSD is able to reduce the total error per true detection. This can be seen in Figure 6, where at the reference point for the vanilla SSD with no entropy thresholding, Bayesian SSD has significantly reduced the total error, consisting of open-set error and incorrect classifications of known objects. Additionally, for

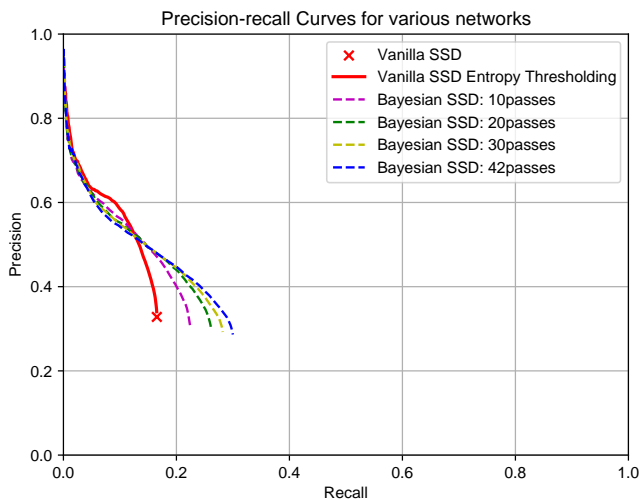


Fig. 3. Precision-recall curves for each network tested on SceneNet RGBD when thresholding softmax entropy.

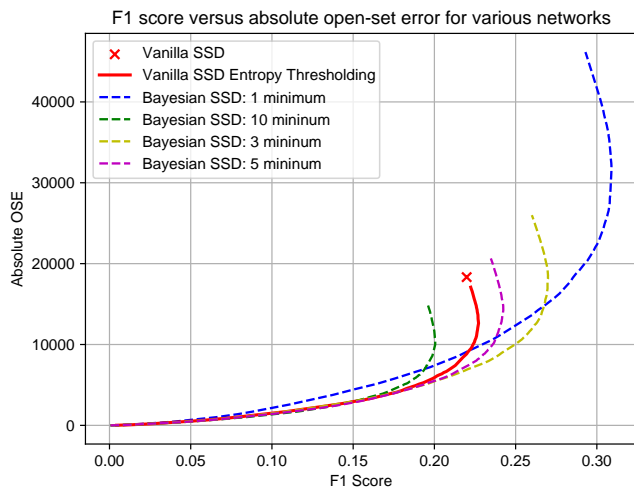


Fig. 5. F1 score versus open-set error for various minimum detection requirements.

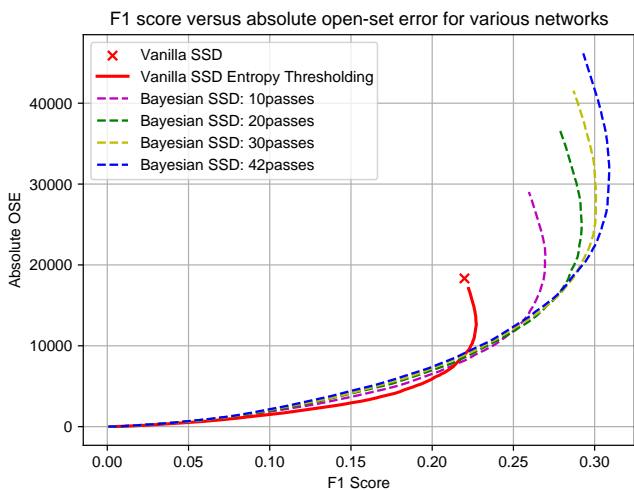


Fig. 4. F1 score versus open-set error for each network.

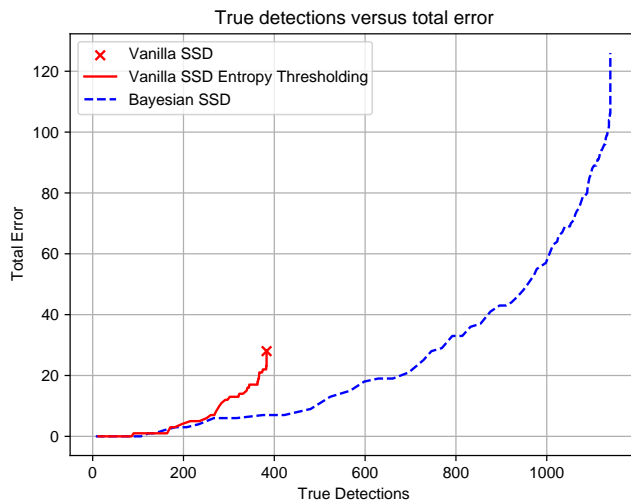


Fig. 6. True detections versus total error for QUT Campus dataset.

the same total error, Bayesian SSD achieves significantly greater number of true detections. While this may be due to multiple detections per object, it can also be inferred that this partially represents the superior recall performance of Bayesian SSD.

Examples of each network’s performance on images from the dataset are shown in Figure 7. For this image, an entropy threshold of 0.64 was applied. As can be seen, applying entropy thresholding to vanilla SSD has removed all true detections while sustaining most of the open-set error (unknown object detected twice as ‘refrigerator’). In contrast, Bayesian SSD is able to preserve all true detections while eliminating this open-set error.

VI. CONCLUSIONS AND FUTURE WORK

We showed that Dropout sampling is a practical way of performing object detection with an approximated Bayesian network. We verified the central hypothesis of our paper that

Dropout sampling allows to extract better label uncertainty information and thereby helps to improve the performance of object detection in the open-set conditions that are ubiquitous for mobile robots.

A promising direction for future work is to exploit the *spatial* uncertainty contained in the covariance matrix over the bounding box coordinates for a group of detections. This information could be propagated through a object-based SLAM system to gain a better estimate of the 6-DOF object pose.

REFERENCES

- [1] W. Liu, D. Anguelov, D. Erhan, C. Szegedy, S. Reed, C.-Y. Fu, and A. C. Berg, “SSD: Single shot multibox detector,” in *European conference on computer vision*. Springer, 2016, pp. 21–37.
- [2] J. Redmon and A. Farhadi, “Yolo9000: better, faster, stronger,” *arXiv preprint arXiv:1612.08242*, 2016.
- [3] S. Ren, K. He, R. Girshick, and J. Sun, “Faster R-CNN: Towards real-time object detection with region proposal networks,” in *Advances in Neural Information Processing Systems (NIPS)*, 2015, pp. 91–99.



Fig. 7. Vanilla SSD (left) detecting two true detections of 'person' and four open-set errors of 'refrigerator'. Vanilla SSD with thresholding (center) detecting two open-set errors of 'refrigerator'. Bayesian SSD (right) detecting one true detection of 'person'. Entropy thresholding at 0.64.

- [4] W. J. Scheirer, A. de Rezende Rocha, A. Sapkota, and T. E. Boulton, "Toward open set recognition," *IEEE Transactions on Pattern Analysis and Machine Intelligence*, vol. 35, no. 7, pp. 1757–1772, 2013.
- [5] W. J. Scheirer, L. P. Jain, and T. E. Boulton, "Probability models for open set recognition," *IEEE transactions on pattern analysis and machine intelligence*, vol. 36, no. 11, pp. 2317–2324, 2014.
- [6] A. Torralba and A. A. Efros, "Unbiased look at dataset bias," in *Computer Vision and Pattern Recognition (CVPR), 2011 IEEE Conference on*. IEEE, 2011, pp. 1521–1528.
- [7] Y. Gal and Z. Ghahramani, "Dropout as a bayesian approximation: Representing model uncertainty in deep learning," in *international conference on machine learning*, 2016, pp. 1050–1059.
- [8] A. Kendall, V. Badrinarayanan, and R. Cipolla, "Bayesian segnet: Model uncertainty in deep convolutional encoder-decoder architectures for scene understanding," *arXiv preprint arXiv:1511.02680*, 2016.
- [9] A. Kendall and R. Cipolla, "Modelling uncertainty in deep learning for camera relocalization," in *Robotics and Automation (ICRA), 2016 IEEE International Conference on*. IEEE, 2016, pp. 4762–4769.
- [10] T.-Y. Lin, M. Maire, S. Belongie, J. Hays, P. Perona, D. Ramanan, P. Dollár, and C. L. Zitnick, "Microsoft COCO: Common objects in context," in *European Conference on Computer Vision (ECCV)*. Springer, 2014, pp. 740–755.
- [11] O. Russakovsky, J. Deng, H. Su, J. Krause, S. Satheesh, S. Ma, Z. Huang, A. Karpathy, A. Khosla, M. Bernstein, A. C. Berg, and L. Fei-Fei, "ImageNet Large Scale Visual Recognition Challenge," *International Journal of Computer Vision*, vol. 115, no. 3, pp. 211–252, 2015.
- [12] R. Girshick, J. Donahue, T. Darrell, and J. Malik, "Rich feature hierarchies for accurate object detection and semantic segmentation," in *Proceedings of the IEEE Conference on Computer Vision and Pattern Recognition (CVPR)*, 2014.
- [13] A. Krizhevsky, I. Sutskever, and G. E. Hinton, "Imagenet classification with deep convolutional neural networks," in *Advances in Neural Information Processing Systems 25*, 2012.
- [14] A. Bendale and T. E. Boulton, "Towards open set deep networks," in *Proceedings of the IEEE Conference on Computer Vision and Pattern Recognition*, 2016, pp. 1563–1572.
- [15] E. M. Rudd, L. P. Jain, W. J. Scheirer, and T. E. Boulton, "The extreme value machine," *IEEE Transactions on Pattern Analysis and Machine Intelligence*, 2017.
- [16] D. J. MacKay, "A practical bayesian framework for backpropagation networks," *Neural computation*, vol. 4, no. 3, pp. 448–472, 1992.
- [17] R. M. Neal, "Bayesian learning for neural networks," Ph.D. dissertation, University of Toronto, 1995.
- [18] J. Paisley, D. Blei, and M. Jordan, "Variational bayesian inference with stochastic search," *arXiv preprint arXiv:1206.6430*, 2012.
- [19] D. P. Kingma and M. Welling, "Auto-encoding variational bayes," *arXiv preprint arXiv:1312.6114*, 2013.
- [20] D. J. Rezende, S. Mohamed, and D. Wierstra, "Stochastic backpropagation and approximate inference in deep generative models," *arXiv preprint arXiv:1401.4082*, 2014.
- [21] M. Titsias and M. Lázaro-Gredilla, "Doubly stochastic variational bayes for non-conjugate inference," in *Proceedings of the 31st International Conference on Machine Learning (ICML-14)*, 2014, pp. 1971–1979.
- [22] M. D. Hoffman, D. M. Blei, C. Wang, and J. Paisley, "Stochastic variational inference," *The Journal of Machine Learning Research*, vol. 14, no. 1, pp. 1303–1347, 2013.
- [23] A. Kendall and Y. Gal, "What uncertainties do we need in bayesian deep learning for computer vision?" *arXiv preprint arXiv:1703.04977*, 2017.
- [24] K. Simonyan and A. Zisserman, "Very deep convolutional networks for large-scale image recognition," *arXiv preprint arXiv:1409.1556*, 2014.
- [25] N. Sünderhauf and M. Milford, "Dual quadrics from object detection bounding boxes as landmark representations in slam," *arXiv preprint arXiv:1708.00965*, 2017.
- [26] J. McCormac, A. Handa, S. Leutenegger, and A. J. Davison, "Scenenet rgb-d: 5m photorealistic images of synthetic indoor trajectories with ground truth," *arXiv preprint arXiv:1612.05079*, 2016.
- [27] N. Sünderhauf, F. Dayoub, S. McMahan, B. Talbot, R. Schulz, P. Corke, G. W. B. Upcroft, and M. Milford, "Place Categorization and Semantic Mapping on a Mobile Robot," in *arXiv preprint: arXiv:1501.04158*, 2015.