

# REPRESENTATION LEARNING OF MUSIC USING ARTIST LABELS

Jiyoung Park<sup>1</sup>, Jongpil Lee<sup>1</sup>, Jangyeon Park<sup>2</sup>, Jung-Woo Ha<sup>2</sup>, Juhan Nam<sup>1</sup>

<sup>1</sup> Graduate School of Culture Technology, KAIST,

<sup>2</sup> NAVER corp., Seongnam, Korea,

{jypark527, richter, juhanam}@kaist.ac.kr, {jangyeon.park, jungwoo.ha}@navercorp.com

## ABSTRACT

Recently, feature representation by learning algorithms has drawn great attention. In the music domain, it is either unsupervised or supervised by semantic labels such as music genre. However, finding discriminative features in an unsupervised way is challenging, and supervised feature learning using semantic labels may involve noisy or expensive annotation. In this paper, we present a feature learning approach that utilizes artist labels attached in every single music track as an objective meta data. To this end, we train a deep convolutional neural network to classify audio tracks into a large number of artists. We regard it as a general feature extractor and apply it to artist recognition, genre classification and music auto-tagging in transfer learning settings. The results show that the proposed approach outperforms or is comparable to previous state-of-the-art methods, indicating that the proposed approach effectively captures general music audio features.

**Index Terms**— Representation learning, artist recognition, transfer learning, genre classification, music auto-tagging

## 1. INTRODUCTION

Representation learning or feature learning has been actively explored in recent years as an alternative to feature engineering [1]. In the area of music information retrieval (MIR), representation learning is either unsupervised or supervised by genre, mood or other song descriptions. Early feature learning approaches are mainly based on unsupervised learning algorithms. Lee et. al. used convolutional deep belief network to learn structured acoustic patterns from spectrogram [2]. They showed that the learned features achieve higher performance than mel-frequency cepstral coefficients (MFCC) in genre and artist classification. Since then, researchers have applied various unsupervised learning algorithms such as sparse coding [3, 4], K-means [4, 5] and re-

stricted Boltzmann machine [6, 4]. While this unsupervised learning approaches are promising in that it can exploit abundant unlabeled audio data, most of them are limited to single or dual layers in feature hierarchy and the following work is not found much.

On the other hand, supervised feature learning has been progressively more explored. An early approach was mapping a single frame of spectrogram to genre or mood labels via pre-trained deep neural networks and using the hidden-unit activations as audio features [7, 8]. More recently, this approach was handled in the context of transfer learning using deep convolutional neural networks (DCNN) [9, 10]. Leveraging large-scaled datasets and recent advances in deep learning, they learn general features that can effectively work for diverse music classification tasks. However, the majority of labels are genre, mood or other timbre descriptions. These semantic words may be noisy as they are sometimes ambiguous to annotate or tagged from the crowd. Also, high-quality annotation by music experts is known to be highly time-consuming and expensive.

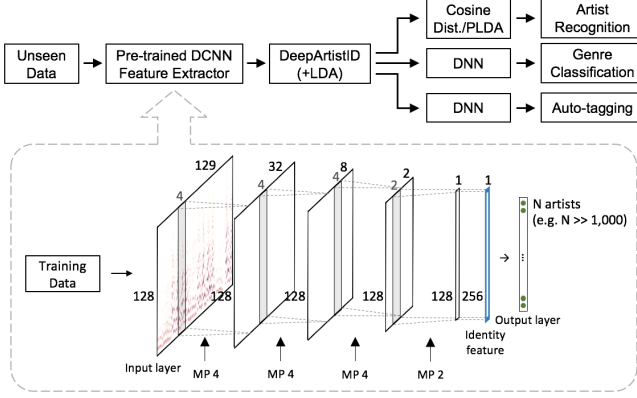
Meanwhile, artist labels, another type of music metadata, are objective information with no disagreement and annotated to songs naturally from the album release. Assuming that every artist has his/her own style of music, the artist labels can be regarded as terms that describe diverse styles of music. Thus, the audio features learned with artist labels can be used to explain general music features. In this paper, we verify this hypothesis. To this end, we train a DCNN to classify audio tracks into a large number of artists to make learned features more general and artist-independent. We regard the DCNN as a feature extractor and apply it to artist recognition, genre classification and music auto-tagging in transfer learning settings. The results show that the proposed approach effectively captures not only artist identity features but also musical features that describe songs.

## 2. PROPOSED METHOD

### 2.1. DCNN as a General Feature Extractor

We use a DCNN to conduct supervised feature learning. The configuration is illustrated in Figure 1. A notable part is that it

This work was supported by Basic Science Research Program through the National Research Foundation of Korea funded by the Ministry of Science, ICT & Future Planning (2015R1C1A1A02036962) and by NAVER Corp.



**Fig. 1:** Overview of the proposed system. MP means max pooling.

classifies input audio into 1 of  $N$  artists and a large number of artists is used, for example,  $N \gg 1,000$ . Once the network is trained, we regard it as a feature extractor for unseen input data or new datasets, and use the last hidden layer as an audio feature vector for target tasks. Hereafter, we refer to it as *DeepArtistID*.

This idea was inspired by an approach that uses identity labels for face verification [11]. They used a DCNN to learn face features from predicting 10,000 classes and referred them to *DeepID*. Another similar approach is using identity labels for speaker verification [12]. They trained a DNN to classify speech audio into a large number of speaker labels and use the last hidden layer as speaker identity features. They called them *d-vector*. Our approach can be regarded as their musical counterpart that use artist labels instead of face or speaker labels. Furthermore, we evaluate the identity features for music genre classification and auto-tagging as well to verify the generality.

## 2.2. Datasets

We used 30-second 7digital<sup>1</sup> preview clips of the million song dataset (MSD) [13] and their artist labels for training the DCNN. Twenty songs are used for each artist and they are divided into 15, 3 and 2 songs for training, validation and test sets, respectively. The artists include all musicians such as pianists and jazz musicians as well as singers. For artist recognition, we used a subset of MSD separated from those used in training the DCNN. For genre classification, we used a "fault-filtered" version of GTZAN [14]. Lastly, for music auto-tagging, we used the MagnaTagATune (MTAT) dataset with most frequently used 50 tags, following the split in [10].

## 2.3. Training Details

We configured the DCNN such that one-dimensional convolution layers slide over only a single temporal dimension. All

datasets have 22,050 Hz sampling rate and are converted to mel-spectrogram with 128 mel-bands to be used as input. To compute a spectrogram, we used 1024 samples for FFT with a Hanning window, 512 samples for hop size and a log magnitude compression. We chose 3 seconds as a context size of the DCNN input after a set of experiments to find an optimal length that performs best in artist verification task. We used categorical cross entropy loss with softmax activation on the prediction layer, batch normalization [15] after every convolution layer, a rectified linear unit (ReLU) activation for every convolution layer and dropout of 0.5 to the output of the last convolution layer. We optimized the loss using stochastic gradient descent with 0.9 Nesterov momentum. We also performed the input data normalization by dividing standard deviation after subtracting mean value across the training data.

## 3. ARTIST RECOGNITION

We perform artist recognition task through verification and identification. In the enrollment step, the feature vectors for each artist's enrollment songs are extracted from the last hidden layer of the DCNN. By summarizing them, we can build an identity model of the artist. For the evaluation, the feature vectors extracted from test songs are compared with the claimed artist's model (verification) or all available models (identification).

### 3.1. Artist Verification

In order to enroll and test of an unseen artist, a set of songs from the artist are divided into segments and fed into the pre-trained DCNN. The artist model is built by averaging the feature vectors from all segments in the enrollment songs, and a test feature vector is obtained by averaging the segment features from one test clip only. During the evaluation phase, we compute cosine distance between the claimed artist model and the test feature vector. The decision for verification is made by comparing the distance to a threshold. We used 15 songs to enroll an artist model and we report the results for 5 test cases. We evaluate the verification task in terms of equal error rate (EER), where both acceptance and rejection error rates are equal.

### 3.2. Artist Identification

Artist identification is conducted in a very similar manner to the procedure in artist verification above. The only difference is that there are a number of artist models and the task is choosing one of them by computing the distance between a test feature vector and all artist models. We evaluate the identification task in terms of classification accuracy, which is calculated by dividing the number of correct results by the total number of test cases.

<sup>1</sup><https://www.7digital.com/>

### 3.3. Experiment

We compare the proposed DeepArtistID with Gaussian mixture model-universal background model (GMM-UBM) and i-vector. They have been extensively used in speaker recognition. In particular, the i-vector approach has led state-of-the-art performance systems in speaker verification [16] and was also applied to music similarity and artist classification [17].

We implemented GMM-UBM and i-vector methods using 20-dimensional MFCC as input and we set up the number of GMM mixtures to 256. We performed this experiment using MSR identity toolbox in [18]. We used probabilistic linear discriminant analysis (PLDA) to compute a score with i-vector [19]. The PLDA is also applied to DeepArtistID as an alternative scoring method to cosine distance. In addition, we conducted two hybrid methods. One is early fusion that concatenates DeepArtistID and i-vector into a single feature vector before scoring, and the other is late fusion that uses the average evaluation score from both features.

We used increasing numbers of artists (100, 300, 500, 1000 and 2000) equally in training GMM-UBM, i-vector and DCNN to investigate how the number of artists affects the performance. Apart from the training set, we used a large number of test set (500 unseen artists, 20 songs per artist) for enrollment and testing in both tasks to avoid bias.

### 3.4. Results

Figure 2 and 3 show the experimental results. In the artist verification task, DeepArtistID outperforms i-vector unless the number of artist is small (e.g. 100). As the number increases, the results with DeepArtistID become progressively improved, having larger performance gap from i-vector. In the artist identification task, i-vector generally outperforms DeepArtistID. However, as the number of artists increases, the accuracy with DeepArtistID dramatically rises, finally beating i-vector. This might be related to our experimental setting where 500 artist identity models are used in evaluation. That is, in order to discriminate a large number of artists, the supervised feature learning with DCNN also requires an equivalent or larger number of artists, accordingly. On the other hand, i-vector, which is based on unsupervised learning, is less sensitive to the number. Overall, the results indicate that the more number of artists are used in training DCNN, the more general and discriminant representations of artists are learned.

For the two fusion methods, late fusion achieves best results for all cases. This indicates that DeepArtistID and i-vector capture different features and they are complementary to each other. A similar result is found in audio scene classification [20]. On the other hand, early fusion is generally worse than either i-vector or DeepArtistID and is comparable only for the identification setting with a large number of artists.

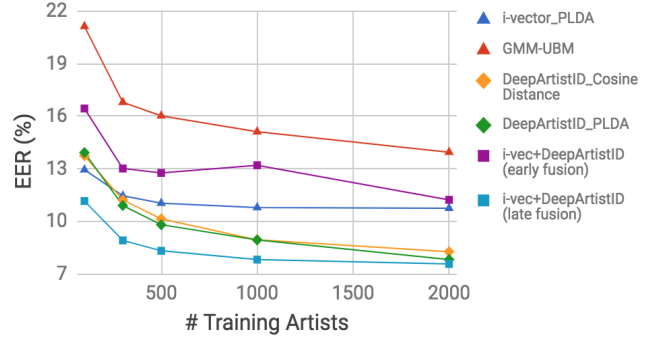


Fig. 2: Artist verification results.

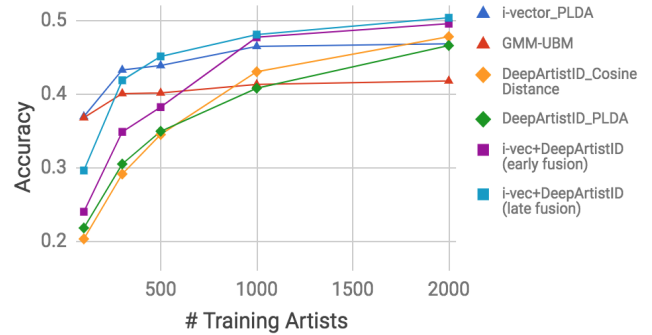


Fig. 3: Artist identification results.

## 4. GENRE CLASSIFICATION AND AUTO-TAGGING

While the DeepArtistID features are learned to classify artists, we assume that they can distinguish different genre, mood or other song descriptions as well. In this section, we apply DeepArtistID to genre classification and music auto-tagging as target tasks in a transfer learning setting and compare it with other state-of-the-art methods.

### 4.1. Transfer Learning

Since we use the same length of audio clips, feature extraction and summarization using the pre-trained DCNN is similar to the procedure in artist recognition. That is, a 30-second audio clip is divided into 10 segments and 256 feature vectors extracted from the segments are averaged into a single feature vector. As an additional step to improve discriminative power after the averaging, we apply linear discriminant analysis (LDA) to the feature vector. We obtained the LDA transformation matrix with the data used to train DCNN. This reduces the feature dimensions from 256 to 100. This song-level vector is used as input feature vector for the target tasks. For auto-tagging, we used neural networks with two fully-connected layers and sigmoid output. The training details are similar to those in [10]. For genre classification, we experimented with a set of neural networks and logistic regression along due to the small size of GTZAN.

# Training Artists	100	500	1000	2000	5000
GTZAN	0.5852	0.6672	0.6893	0.6893	0.7617
MTAT	0.8394	0.8740	0.8822	0.8855	0.8917

**Table 1:** Genre classification accuracy (GTZAN) and auto-tagging AUC (MTAT) results with regard to different number of artists in training the DCNN.

Models	GTZAN	MTAT
1-D CNN [21]	-	0.8815
Transfer learning [22]	-	0.8800
Persistent CNN [23]	-	0.9013
2-D CNN [24]	-	0.8940
2-D CNN [14]	0.6320	-
Temporal features [25]	0.6590	-
Multi-level Multi-scale [10]	0.7200	0.9021
Artist labels w/o LDA	0.7617	0.8917
Artist labels with LDA	0.7821	0.8888

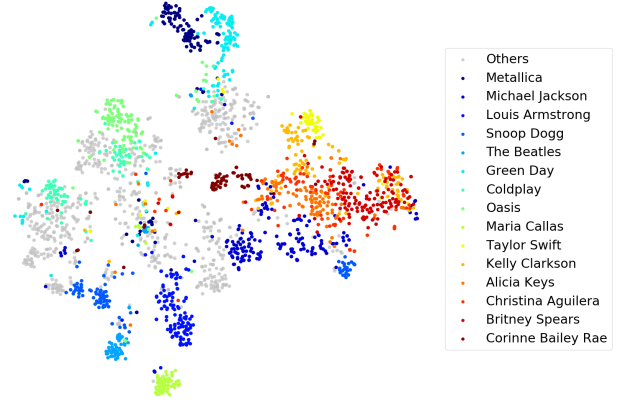
**Table 2:** Comparison with previous state-of-the-art models: classification accuracy (GTZAN) and AUC (MTAT) results.

## 4.2. Experimental Results

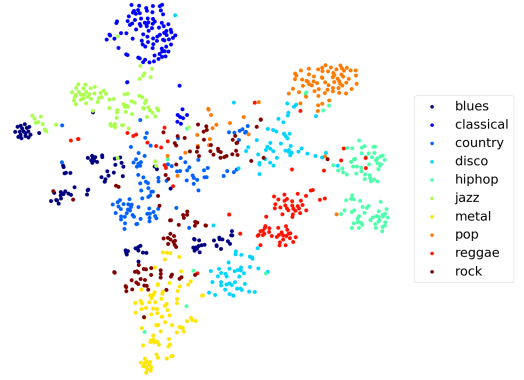
We again investigated how the number of artists in training the DCNN affects the performance, increasing the number of training artists up to 5,000 artists. Table 1 shows that the performance is proportional to the number of artists. This implies that, as the DCNN is trained to classify more artists, the DeepArtistID representation becomes more discriminant and general so that they can be useful for different music classification tasks. The effectiveness is supported by the comparison with previous state-of-the-art models in Table 2. DeepArtistID outperforms all previous work in genre classification and is comparable in auto-tagging. Our proposed method is similar to [10] in that both conduct supervised feature learning in the first step and then use summarized features for transfer learning. The difference is that we use artist labels which are more objective and economical to obtain than genre or mood labels. In addition, using LDA improves classification accuracy but slightly reduces tagging performance. This might be related to the fact that the classification task selects the best one exclusively whereas the tagging task selects multiple labels and uses a rank measure for evaluation.

## 5. VISUALIZATION

We visualize the DeepArtistID feature to provide better insight on the discriminative power. We used the DCNN trained to classify 5,000 artists and the LDA matrix to extract a single vector of summarized DeepArtistID features for each audio clip. After collecting the feature vectors, we embedded them into 2-dimensional vectors using t-distributed stochastic neighbor embedding (t-SNE). For artist visualization, we collect a subset of MSD (apart from the training data for the



**Fig. 4:** Feature visualization by artist. Total 22 artists are used and, among them, 15 artists are represented in color.



**Fig. 5:** Feature visualization by genre. Total 10 genres from the GTZAN dataset are used.

DCNN) from well-known artists. Figure 4 shows that artists' songs are appropriately distributed based on genre, vocal style and gender. For example, artists with similar genre of music are closely located and female pop singers are close to each other except Maria Callas who is a classical opera singer. Interestingly, some songs by Michael Jackson are close to female vocals because of his distinctive high tone. Figure 5 shows the visualization of the features extracted from the GTZAN dataset. Even though the DCNN was trained to discriminate artist labels, they are well clustered by genre. Also, we can observe that some genres such as disco, rock and hip-hop are divided into two or more groups that might belong to different sub-genres.

## 6. CONCLUSIONS

In this paper, we proposed DeepArtistID, supervised audio features using artist labels and applied them to artist recognition, music genre classification and music auto-tagging. We showed that the proposed method is capable of representing artist identity features as well as musical features. For future work, we will focus on vocal part of pop music using singing voice detector and investigate the vocal timbre space.

## 7. REFERENCES

- [1] Yoshua Bengio, Aaron C. Courville, and Pascal Vincent, “Representation learning: A review and new perspectives,” *CoRR*, vol. abs/1206.5538v3, 2012.
- [2] Honglak Lee, Peter Pham, Yan Largman, and Andrew Y Ng, “Unsupervised feature learning for audio classification using convolutional deep belief networks,” in *Advances in neural information processing systems*, 2009, pp. 1096–1104.
- [3] Mikael Henaff, Kevin Jarrett, Koray Kavukcuoglu, and Yann LeCun, “Unsupervised learning of sparse features for scalable audio classification,” in *Proceedings of the International Conference on Music Information Retrieval (ISMIR)*, 2011.
- [4] Juhan Nam, Jorge Herrera, Malcolm Slaney, and Julius O. Smith, “Learning sparse feature representations for music annotation and retrieval,” in *Proceedings of the International Conference on Music Information Retrieval (ISMIR)*, 2012.
- [5] Jan Wülfing and Martin Riedmiller, “Unsupervised learning of local features for music classification,” in *Proceedings of the International Conference on Music Information Retrieval (ISMIR)*, 2012.
- [6] Jan Schlüter and Christian Osendorfer, “Music Similarity Estimation with the Mean-Covariance Restricted Boltzmann Machine,” in *Proceedings of the International Conference on Machine Learning and Applications*, 2011.
- [7] Philippe Hamel and Douglas Eck, “Learning features from music audio with deep belief networks,” in *Proceedings of the International Conference on Music Information Retrieval (ISMIR)*, 2010.
- [8] Erik M. Schmidt and Youngmoo E. Kim, “Learning emotion-based acoustic features with deep belief networks,” in *Proceedings of the IEEE Workshop on Applications of Signal Processing to Audio and Acoustics (WASPAA)*, 2011.
- [9] Keunwoo Choi, György Fazekas, Mark Sandler, and Kyunghyun Cho, “Transfer learning for music classification and regression tasks,” in *Proceedings of the International Conference on Music Information Retrieval (ISMIR)*, 2017.
- [10] Jongpil Lee and Juhan Nam, “Multi-level and multi-scale feature aggregation using pretrained convolutional neural networks for music auto-tagging,” *IEEE Signal Processing Letters*, vol. 24, no. 8, pp. 1208–1212, 2017.
- [11] Yi Sun, Xiaogang Wang, and Xiaoou Tang, “Deep learning face representation from predicting 10,000 classes,” in *Proceedings of the IEEE Conference on Computer Vision and Pattern Recognition*, 2014, pp. 1891–1898.
- [12] Ehsan Variani, Xin Lei, Erik McDermott, Ignacio Lopez Moreno, and Javier Gonzalez-Dominguez, “Deep neural networks for small footprint text-dependent speaker verification,” in *IEEE International Conference on Acoustics, Speech and Signal Processing (ICASSP)*, 2014, pp. 4052–4056.
- [13] Thierry Bertin-Mahieux, Daniel PW Ellis, Brian Whitman, and Paul Lamere, “The million song dataset,” in *Proceedings of the International Society for Music Information Retrieval Conference (ISMIR)*, 2011.
- [14] Corey Kereliuk, Bob L Sturm, and Jan Larsen, “Deep learning and music adversaries,” *IEEE Transactions on Multimedia*, vol. 17, no. 11, pp. 2059–2071, 2015.
- [15] Sergey Ioffe and Christian Szegedy, “Batch normalization: Accelerating deep network training by reducing internal covariate shift,” in *International Conference on Machine Learning*, 2015, pp. 448–456.
- [16] N. Dehak, P. J. Kenny, R. Dehak, P. Dumouchel, and P. Ouellet, “Front-end factor analysis for speaker verification,” *IEEE Transactions on Audio, Speech, and Language Processing*, pp. 788–798, 2011.
- [17] Hamid Eghbal-Zadeh, Bernhard Lehner, Markus Schedl, and Gerhard Widmer, “I-vectors for timbre-based music similarity and music artist classification,” in *Proceedings of the International Society for Music Information Retrieval Conference (ISMIR)*, 2015.
- [18] Seyed Omid Sadjadi, Malcolm Slaney, and Larry Heck, “MSR identity toolbox v1.0: A matlab toolbox for speaker-recognition research,” *Speech and Language Processing Technical Committee Newsletter*, 2013.
- [19] Patrick Kenny, “Bayesian speaker verification with heavy-tailed priors,” in *Odyssey*, 2010, p. 14.
- [20] Hamid Eghbal-Zadeh, Bernhard Lehner, Matthias Dorfer, and Gerhard Widmer, “CP-JKU submissions for dcase-2016: A hybrid approach using binaural i-vectors and deep convolutional neural networks,” *IEEE AASP Challenge on Detection and Classification of Acoustic Scenes and Events (DCASE)*, 2016.
- [21] Sander Dieleman and Benjamin Schrauwen, “End-to-end learning for music audio,” in *IEEE International Conference on Acoustics, Speech and Signal Processing (ICASSP)*, 2014, pp. 6964–6968.
- [22] Aäron Van Den Oord, Sander Dieleman, and Benjamin Schrauwen, “Transfer learning by supervised pre-training for audio-based music classification,” in *Proceedings of the International Society for Music Information Retrieval (ISMIR)*, 2014.
- [23] Jen-Yu Liu, Shyh-Kang Jeng, and Yi-Hsuan Yang, “Applying topological persistence in convolutional neural network for music audio signals,” *arXiv preprint arXiv:1608.07373*, 2016.
- [24] Keunwoo Choi, George Fazekas, and Mark Sandler, “Automatic tagging using deep convolutional neural networks,” in *Proceedings of the International Society for Music Information Retrieval (ISMIR)*, 2016.
- [25] Il-Young Jeong and Kyogu Lee, “Learning temporal features using a deep neural network and its application to music genre classification,” in *Proceedings of the International Society for Music Information Retrieval Conference (ISMIR)*, 2016, pp. 434–440.