

Learning from Incomplete Ratings using Nonlinear Multi-layer Semi-Nonnegative Matrix Factorization

Vaibhav Krishna¹ and Nino Antulov-Fantulin²

Abstract—Recommender systems problems witness a growing interest in finding better learning algorithms for personalized information. Matrix factorization that estimates the user liking for an item by taking an inner product of the latent features of users and items have been widely studied owing to its better accuracy and scalability. However, it is possible that the mapping between the latent features learned from these and the original features contains rather complex nonlinear hierarchical information, that classical linear matrix factorization cannot capture. In this paper, we aim to propose a novel multilayer non-linear approach to a variant of nonnegative matrix factorization (NMF) to learn such factors from the incomplete rating matrix. Firstly, we construct a user-item matrix with explicit ratings, secondly, we learn latent factors for representations of users and items from the designed nonlinear multi-layer approach. Further, the architecture is built with different nonlinearities using adaptive gradient optimizer to better learn the latent factors in this space. We show that by doing so, our model is able to learn low-dimensional representations that are better suited for recommender systems on several benchmark datasets.

I. INTRODUCTION

In the current digital era, modern consumers experience the information overload. This not only creates a problem for the users in decision making, but also for services that provide personalized suggestions [1]. E-commerce leaders like Amazon and Netflix have recommender systems as a silent part of their website to enhance consumer satisfaction and loyalty [2]. In last two decades, we have witnessed a lot of research how to automatically recommend things to people with a wide variety of methods that incorporate different objectives [3], [4]. In general, recommender systems are based on two distinct approaches - *content filtering* and *collaborative filtering* and their hybrid combinations. The content-based approach relies on creating profiles for each user or item to characterize its nature - e.g. genre, language, actors in case of movies and demographics for users [5], [6] and make the recommendation based on this profiles. Evidently, content-based strategies suffer the drawback of requiring to gather external information that might not be easy to collect. A better alternative to content-based approach is a collaborative filtering (CF) that make the association between user and item based only on the information from past user activity. Neighborhood models are the most common approach to CF with user-oriented and item-oriented methods. Item-oriented methods predict

ratings for an item, based on ratings by the same user on similar items. They got more popularity owing to better scalability and improved accuracy [7], [8]. An alternative to CF is a latent factor method with the goal to discover latent features from observed ratings through matrix factorization (MF) techniques. Different variants of matrix factorization techniques have been proven to be effective to CF [9], [10], like singular value decomposition (SVD), probabilistic latent semantic analysis, probabilistic matrix factorization, nonnegative matrix factorization (NMF), alternating least squares and others [31].

II. BACKGROUND

A. MF

Matrix factorization based models have been proven to be the most accurate and scalable for many cases [3], [10]. A basic matrix factorization model maps both users and items to a joint latent factor space of lower dimension. Accordingly, user-item interaction is modeled as inner products of the related user-item feature in that space. Thus, for vector q_i associated with each item i and vector p_u associated with each user u , the vectors define the extent to which an item possesses those factors and the extent of interest the user has for items high on those factors. The estimated rating \hat{r}_{ui} for a given user u and item i is given by the scalar product:

$$\hat{r}_{ui} = p_u \cdot q_i^T. \quad (1)$$

B. SVD

Singular value decomposition can be applied in the collaborative filtering domain by factorizing the user-item rating matrix [11]. However, due to high sparsities of such rating matrix, conventional SVD is undefined owing to the incomplete matrix. In general, this is solved by either imputing the missing ratings or by updating only for the known ratings. In both cases, the SVD method faces the shortcoming of computationally being very expensive or prone to overfitting. This decomposition is of the following form:

$$\hat{R} \approx P \cdot \Sigma \cdot Q^T, \quad (2)$$

where: P is $m \times k$ orthogonal matrix for user interest in corresponding item attribute, Σ : $k \times k$ diagonal matrix and Q is $n \times k$ orthogonal matrix for item relevance to each item attribute.

C. NMF

Lee et al. [12], [13], [14] first proposed the algorithm of nonnegative matrix factorization (NMF) which introduces

¹V. Krishna is with Statistics Department, ETH Zurich, Switzerland vakrishn at student [dot] ethz [dot] ch

²N. Antulov-Fantulin is with the Computational Social Science Group, ETH Zurich, Switzerland anino at ethz [dot] ch

the nonnegative constraint into a MF process. Though it was initially designed for learning part-based object representations in computer vision, the applications have grown significantly in past years. The advantage of NMF algorithm is that the nonnegativity constraints imposed on the factors allow for better interpretation and sparse representations [12]. To overcome the linear representation only, different nonlinearities were also introduced to NMF [28], [29], [30].

As the input rating matrix is incomplete, several techniques were used to impute the missing values. But the imputation leads to the high computational complexity and also distort the data. Hence, more recent works suggested training only on the observed ratings [14], [15] and using a regularized model to avoid over-fitting.

$$\min_{p,q} \sum_{(u,i) \in \kappa} (r_{ui} - p_u \cdot q_i)^2 + \lambda(\|p_u\|^2 + \|q_i\|^2) \quad (3)$$

where :

κ = set of (u,i) pairs of known ratings r_{ui} ,

λ = regularizing parameter determined by cross validation,
 $\|\cdot\|$ denotes the L2 norm.

III. DEEP SEMI - NMF

A. Semi-NMF

To extend the applicability of NMF in cases where our data matrix \mathbf{R} is not strictly positive, Ding et. al. [16] introduced the semi-NMF. Semi-NMF is a variant of NMF, which imposes non-negativity constraints only on the latent factors of the second layer: $R^\pm \approx P^\pm Q^+$. This work was motivated from clustering perspective, where \mathbf{P} represents cluster centroids and \mathbf{Q} represents soft membership indicator [17]. However, from recommender perspective, \mathbf{Q} may be interpreted as latent item attributes and \mathbf{P} as the weights associated with the corresponding user for liking the item scoring high on those attributes.

B. Deep Semi-NMF

In general, the rating matrix we wish to analyze is often rather complex and the latent attributes of the items mainly have the hierarchical structure. Thus, estimating such item factors can be better solved using a deep framework, with each subsequent layer capturing the hierarchical structure. The main contributions of this paper are outlined as:

▷ a novel approach to learn from incomplete rating matrix using a deep semi-NMF model that map users and items into a common low-dimensional space, learn complex hierarchical information about the items with the non-linear projections.

▷ proposing different non-linearities between the layers to better learn the implicit hidden attributes of items that are non-linearly separable in the initial input space.

▷ proposing the use of the adaptive gradient descent optimizer that performs better for sparse data as in our case.

▷ the experimental results show that our model outperformed the other state-of-the-art variants of MF.

IV. PROPOSED MODEL

In order to learn complex hierarchical information of the items, we use the multi-layer nonlinear semi-NMF model (DSNMF). We use a non-linear function $g(\cdot)$ between each of the implicit layers in order to better approximate the non-linear manifolds that increase the expressibility of our model. Hence the j_{th} feature matrix Q_j of items is given by:

$$\begin{aligned} Q_1^+ &\approx g(S_2 Q_2^+) \\ Q_2^+ &\approx g(S_3 Q_3^+) \\ &\dots \\ Q_j^+ &\approx g(S_{j+1} Q_{j+1}^+) \end{aligned} \quad (4)$$

Much of the observed variation in rating values is due to the effects associated with either users or items, known as biases or intercepts, independent of any interactions. Thus, instead of explaining the full rating value by an interaction of the form $p_u \cdot q_i^T$, the system can try to identify the portion of these values that individual user or item biases cannot explain, subjecting only the true interaction portion of the data to factor modeling [8], [18]. Bias b_{ui} involved in a rating r_{ui} can be computed as follows:

$$b_{ui} = \mu + b_u + b_i \quad (5)$$

where:

μ is the overall average rating,

b_u is the observed deviations of user u ,

b_i is the observed deviations of item i .

Hence, we propose the deep semi-NMF model (DSNMF), that factorizes a given rating matrix \mathbf{R} into $f+1$ factors subject to the user, item biases, and modeling only the true interaction portion of the data. Thus, the estimated rating can be given by:

$$\begin{aligned} R^\pm &\approx B + P_1^\pm g(S_2^\pm Q_2^+) \\ R^\pm &\approx B + P_1^\pm g(S_2^\pm g(S_3^\pm Q_3^+)) \\ &\dots \\ R^\pm &\approx B + P_1^\pm g(S_2^\pm g(S_3^\pm g(\dots g(S_f^\pm Q_f^+)))), \end{aligned} \quad (6)$$

where B is the bias matrix with value $\mu + b_u + b_i$ for row u and column i . Note, that we do not explicitly store the dense matrix B .

A. Learning Model Parameters

Gradient descent has been popularized optimization for the cost function given by eq (7). Contrary to computer vision problems, recommender systems comprise of sparse data which make the implementation of standard NMF update rules for dense matrix not possible without proper tuning. Zhang et. al. [20] proposed using either an expectation maximization procedure or adding the additional indicator matrix

into the NMF process, but this lead to high computational complexity.

Alternatively, in this paper, we used element-wise gradient descent approach to update the model parameters which proved useful for conventional one level matrix factorization algorithms for modeling the explicit rating matrix [15]. The algorithm loops through each of the ratings in the training set and computes the associated error between the true rating and system predicted rating [19].

$$\arg \min C = \frac{1}{2} \sum_{(u,i) \in \kappa} \|r_{ui} - \hat{r}_{ui}\|^2 \quad (7)$$

$$e_{ui} = r_{ui} - \hat{r}_{ui} \quad (8)$$

where:

$\kappa = \text{set of } (u,i) \text{ pairs of known } r_{ui}$,
 $\hat{r}_{ui} = b_{ui} + P_{[m,]}g(S_2g(\dots g(S_fQ_{f[.n]})))$,
 $b_{ui} = \mu + b_u + b_i$,
 $P_{[u,]} = u_{th} \text{ row of matrix } P$,
 $Q_{f[.i]} = i_{th} \text{ column of matrix } Q_f$.

After careful preliminary experimentation, we focused our experiments on two layers feature item architecture, based on computational complexity and accuracy.

B. Updating the weights

For a two layered item features structure,

$$R^\pm \approx B_{ui} + P_1^\pm \cdot Q_1^\pm$$

$$R^\pm \approx B_{ui} + P_1^\pm \cdot g(S_2^\pm \cdot Q_2^\pm)$$

the model parameters are updated through an element-wise gradient descent approach, minimizing a regularized squared loss function given by:

$$\min_{p,q} \frac{1}{2} \sum_{(u,i) \in \kappa} (r_{ui} - \hat{r}_{ui})^2 + \lambda(b_u^2 + b_i^2 + \|p_u\|^2 + \|q_i\|^2 + \|s_{ui}\|^2) \quad (9)$$

we compute the element wise gradient,

$$\frac{\partial C}{\partial b_u} = -e_{ui} + \lambda b_u,$$

$$\frac{\partial C}{\partial b_i} = -e_{ui} + \lambda b_i,$$

$$\frac{\partial C}{\partial p_{uk}} = -e_{ui} \cdot g \left(\sum_h s_{kh} \cdot q_{hi} \right) + \lambda p_{uk},$$

$$\frac{\partial C}{\partial s_{kl}} = -e_{ui} \cdot p_{uk} \cdot g' \left(\sum_h s_{kh} \cdot q_{hi} \right) q_{li} + \lambda s_{kl},$$

$$\frac{\partial C}{\partial q_{li}} = -e_{ui} \cdot p_{uk} \cdot g' \left(\sum_h s_{kh} \cdot q_{hi} \right) s_{kl} + \lambda q_{li} \quad (10)$$

where:

$g'(\cdot) = \text{derivative of activation function}$

and update the weights in the direction opposite to the gradient, along with the non-negative constraint on item feature layers i.e. Q^+ and $g(S \cdot Q)^+$.

$$b_u^* \leftarrow b_u + \eta(e_{ui} - \lambda b_u) \quad (11)$$

$$b_i^* \leftarrow b_i + \eta(e_{ui} - \lambda b_i) \quad (12)$$

$$p_{uk}^* \leftarrow p_{uk} + \eta \left(e_{ui} \cdot g \left(\sum_h s_{kh} \cdot q_{hi} \right) - \lambda p_{uk} \right) \quad (13)$$

$$s_{kl}^* \leftarrow s_{kl} + \eta \left(e_{ui} \cdot p_{uk} \cdot g' \left(\sum_h s_{kh} \cdot q_{hi} \right) q_{li} - \lambda s_{kl} \right),$$

(14)

(update only if $g(S_{[k,]}^* \cdot Q_{[.i]}^*) > 0$)

$$q_{li}^* \leftarrow q_{li} + \eta \left(e_{ui} \cdot p_{uk} \cdot g' \left(\sum_h s_{kh} \cdot q_{hi} \right) s_{kl} - \lambda q_{li} \right),$$

(15)

(update only if $q_{li}^* > 0$)

DSNMF Training Algorithm:

Input:

R : $m \times n$ original rating matrix
step : number of iteration
k, l : dimension of weight matrix

compute μ the overall average rating

Initialize:

bias vectors b_u , b_i as zero vector of length m, n respectively
 Feature Matrix : $P_1^{m \times k}, S_2^{k \times l}, Q_2^{l \times n}$ randomly initialize between $[0, 1]$

Train:

while $t < \text{step}$ & not converge **do**
 for each observed rating r_{ui} in R
 $\hat{r}_{ui} = b_{ui} + \sum_j p_{uj} \cdot (\sum_h s_{kh} \cdot q_{hi})$
 set cost as Equation 9
 update b_u, b_i as per Equation (11),(12)
for $j = 1$ to k
 update $p_{uj} \leftarrow$ as per Equation (13)
for $h = 1$ to l
 update $s_{jh} \leftarrow$ as per Equation (14) with non negative constrain on $g(S_2 \cdot Q_2)$
 update $q_{hi} \leftarrow$ as per Equation (15) with non negative constrain on Q_2
end for
end for
 $t = t + 1$
end while

C. Non-Linearity

We experimented with different non-linearities between each of the implicit representations in order to better learn the complex structure of the given data. We made use of four main non-linearities for our experiments,

- 1) rectified linear unit : $Relu(x) = \max(x, 0)$
 $g'(x) = 1$ if $x > 0$; else 0
- 2) leaky rectified linear unit : $LkRelu(x) = (x < 0)(\alpha x) + (x \geq 0)(x)$
 $g'(x) = 1$ if $x > 0$; else α
- 3) scaled hyperbolic tangent : $StanH(x) = \beta \tanh(\alpha x)$
with $\alpha = 1, \beta = 1.5$
 $g'(x) = \beta * \alpha * (1 - \tanh^2(\alpha x))$
- 4) softplus : $softplus(x) = \log(1 + e^x)$
 $g'(x) = \frac{e^x}{1+e^x}$

With ReLU as an activation function, if during an update any or all of the inputs become negative, there is nothing that can bring them back as the gradient of all such inputs would be zero.

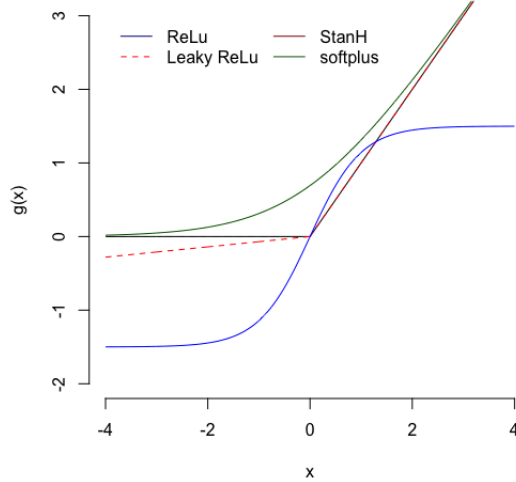


Fig. 1. Different Non-linearities

D. Optimizer

In addition to the experiments with different non-linearities, we used adaptive gradient decent optimizer for training our model. The advantage of gradient-based optimization is its adaptation of the learning rate to the parameters, performing larger updates for infrequent and smaller updates for frequent parameters. For this reason, it is well-suited for dealing with sparse data as in our case.

update at time step t :

set the gradient w.r.t. parameter w_i

$$g_{t,i} = \nabla_{w_i} L(w_{t,i})$$

$$w_i^{t+1} = w_i^t - \frac{\eta}{\sqrt{\sum_{\tau=1}^t g_{\tau,i}^2 + \epsilon}}$$

where:

L : objective function to be minimized

ϵ : smoothing term to avoids division by zero

V. EXPERIMENTATIONS

A. Data Description

We test our proposed algorithm on three real data sets available for performing academic research:

- MovieLens100K (already pre-processed to have users with at least 20 ratings),
- FilmTrust (filtered to have users with at least 20 ratings), and
- Amazon Music (filtered to have users with at least 20 ratings and items with at least 5 interactions)

The basic statistics of these three data sets are shown in Table I.

TABLE I
BASIC STATISTICS OF THE DATA SETS MOVIELENS100K, FILMTRUST
AND AMAZONMUSIC

Statistics	FilmTrust	ML100K	AMusic
# Users	654	671	1776
# Items	1981	9066	12929
# Ratings	28496	100000	46087
Rating Density	0.022	0.016	0.002

B. Comparison

Since our model is based only on explicit ratings, we used RMSE [22] as an evaluation metrics.

$$RMSE = \sqrt{\frac{1}{N} \sum_{(u,i)} (r_{ui} - \hat{r}_{ui})^2} \quad (16)$$

We included several benchmark CF approaches including NMF, along with regularized NMF in our experiment as they are widely adopted models. We tested our proposed model with several non-linearity and the adagrad optimizer, which we expected to bring lower RMSE.

C. Results and Analysis

We run our experiment to compare the performance over a 10-fold cross-validation error (CV RMSE) for each of the data sets. The dimensions of the structure of multi-layered matrices were determined by the cross-validation error.

Our algorithm (DSNMF) was trained with the best cross-validation parameters and compared with the results of the state-of-the-art NMF algorithms.

1) *DSNMF vs Baseline algorithms* : The results for the proposed model (DSNMF) with no bias ($B = 0$) compared with different baseline CF algorithms on the three datasets is shown in Table II. The proposed architecture outperformed at a significant level when compared to the baseline algorithms for different non-linearities.

TABLE II
10-FOLD CV RMSE \pm StdDev - DSNMF VS BASELINE

Algorithm	FilmTrust	ML100K	AMusic
User-User CF \dagger	0.959 \pm 0.015	0.997 \pm 0.012	1.019 \pm 0.020
Item-item CF \dagger	0.822 \pm 0.014	0.990 \pm 0.011	0.934 \pm 0.015
SVD \dagger	1.036 \pm 0.021	1.028 \pm 0.010	2.324 \pm 0.020
NMF \dagger	0.851 \pm 0.011	0.954 \pm 0.006	1.024 \pm 0.014
regularize NMF \dagger	0.845 \pm 0.013	0.938 \pm 0.008	1.001 \pm 0.012
DSNMF relu	0.816 \pm 0.014	0.901 \pm 0.008	0.907 \pm 0.011
DSNMF leaky relu	0.814 \pm 0.015	0.900 \pm 0.006	0.904 \pm 0.016
DSNMF softplus	0.807 \pm 0.014	0.895 \pm 0.006	0.884 \pm 0.015
DSNMF STanH	0.804 \pm 0.012	0.896 \pm 0.008	0.866 \pm 0.014

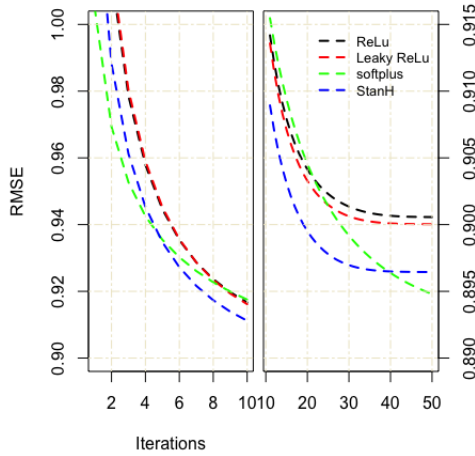


Fig. 2. 10-fold CV RMSE on MovieLens100K with Adagrad optimizer for DSNMF

2) *Bias-DSNMF non-linearities vs Bias-Baseline*: Adding user,item bias to the model

TABLE III
10-FOLD CV RMSE \pm StdDev - BIAS-DSNMF VS BASELINE

Algorithm	FilmTrust	ML100K	AMusic
SVD_Bias \dagger	0.809 \pm 0.012	0.900 \pm 0.004	0.834 \pm 0.013
NMF_Bias \dagger	0.833 \pm 0.054	1.301 \pm 0.237	0.883 \pm 0.016
Bias-DSNMF STanH	0.796 \pm 0.011	0.883 \pm 0.007	0.831 \pm 0.011

\dagger - model trained using Surprise recommender library in python [23]

The proposed architecture makes significant reduction of RMSE by the introduction of the bias term and additionally still outperforms at a significant level the baseline algorithms with bias term.

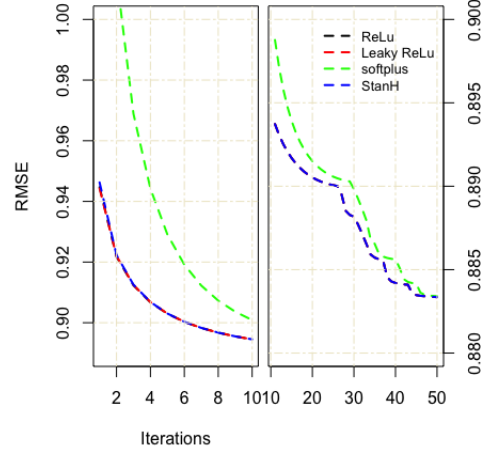


Fig. 3. 10-fold CV RMSE on MovieLens100K with bias added and Adagrad optimizer for DSNMF

D. Effect of Depth in DSNMF

We trained our model architecture with different number of hidden layers to access the model error on all three datasets. We found that 2-layer architecture ($P_1^\pm g(S_2^\pm Q_2^+)$) better models the variation in the rating matrix and deeper layers ($P_1^\pm g(S_2^\pm g(S_3^\pm Q_3^+))$) can even decrease the performance. We calculate the training error and cross-validation error on our datasets and found out that with deeper layer networks, the variance of the model increases (i.e. lower train RMSE and higher cross-validation RMSE) resulting in over-fitting of the model (see Table IV, V). Except in the case of ML100K dataset, where the over-fitting is not significantly present with 3-layer model ($P_1^\pm g(S_2^\pm g(S_3^\pm Q_3^+))$).

TABLE IV
TRAIN RMSE - DSNMF 2-LAYER ($P_1^\pm g(S_2^\pm Q_2^+)$) VS 3-LAYER ($P_1^\pm g(S_2^\pm g(S_3^\pm Q_3^+))$)

Algorithm	FilmTrust	ML100K	AMusic
ReLu_2 layer	0.738	0.811	0.655
ReLu_3 layer	0.727	0.811	0.627

TABLE V
10-FOLD CV RMSE \pm StdDev - DSNMF 2-LAYER ($P_1^\pm g(S_2^\pm Q_2^+)$) VS 3-LAYER ($P_1^\pm g(S_2^\pm g(S_3^\pm Q_3^+))$)

Algorithm	FilmTrust	ML100K	AMusic
ReLu_2 layer	0.816 \pm 0.014	0.901 \pm 0.008	0.907 \pm 0.011
ReLu_3 layer	0.832 \pm 0.017	0.900 \pm 0.008	0.932 \pm 0.016

Experiments with different non-linearities further showed that 2-layer architecture ($P_1^\pm g(S_2^\pm Q_2^+)$) performs better than more deep architectures ($P_1^\pm g(S_2^\pm g(S_3^\pm Q_3^+))$), see Table VI for more details.

TABLE VI
10-FOLD CV RMSE \pm STDDEV - DSNMF 2-LAYER ($P_1^\pm g(S_2^\pm Q_2^\pm)$) vs
3-LAYER ($P_1^\pm g(S_2^\pm g(S_3^\pm Q_3^\pm))$)

Algorithm	FilmTrust	ML100K	AMusic
leaky ReLu_2 layer	0.814 \pm 0.015	0.900 \pm 0.006	0.904 \pm 0.016
leaky ReLu_3 layer	0.834 \pm 0.017	0.900 \pm 0.009	0.935 \pm 0.019
softplus_2 layer	0.807 \pm 0.014	0.895 \pm 0.006	0.884 \pm 0.015
softplus_3 layer	0.823 \pm 0.014	0.897 \pm 0.008	0.900 \pm 0.013
STanH_2 layer	0.804 \pm 0.012	0.896 \pm 0.008	0.866 \pm 0.014
STanH_3 layer	0.831 \pm 0.015	0.908 \pm 0.018	0.938 \pm 0.023

VI. RELATED WORK

Recently, deep learning has been successfully explored in areas like Computer vision, Natural Language Processing, Speech Recognition and it also got applied in recommender systems [25], [33], [34], [35] (see recent surveys [26], [32]).

However, compared to the matrix factorizations, many deep learning models lack interpretability. Recently, Trigeorgis et. al. [24] explored the deep architecture for semi-nonnegative matrix factorization to learn hidden attributes for clustering of face-images datasets. Given the dense nature of face-image datasets for classification, in their model, they used matrix operation to fine tune the factors using alternating minimization on dense matrices. Our architecture is inspired from Trigeorgis et. al. [24] work, but we propose a different learning algorithm suitable for incomplete rating datasets in recommender systems.

Ruslan et. al. [33] explored two-layer undirected graphical models (the Restricted Boltzmann Machine) that slightly outperformed a carefully-tuned unbiased SVD models. However, our models significantly outperform not only unbiased SVD but also the bias SVD model (see Table II and III).

Similar work in this direction was carried out by Jian et. al. [25] who used matrix factorization model with neural network architecture. In their work, they make use of both explicit and implicit ratings. The user and items are then mapped to low-dimensional representations through a neural network with multiple hidden layers. The model was trained through a cross-entropy loss function designed to incorporate the explicit ratings into cross entropy, and use both implicit and explicit ratings for optimization. In their work, they have shown to have better accuracy than the neural collaborative filtering model by He et. al. [35]. Contrary to our approach, the model of [25] does not possess the nonnegative constraints and element-wise updates.

A. Performance Comparison

We compare our model architecture with the current state-of-the model architecture, proposed by Jian et. al. [25]. Based on the results from the paper [25], we used their architecture with 2 layers, given deeper layers were not useful and decrease the model performance. With this 2 layer architecture, we trained the model only on the explicit feedback using the element-wise update.

The results on the datasets showed our model architecture outperformed DMF proposed architecture [25], not only

in terms of computational complexity but also with lower RMSE.

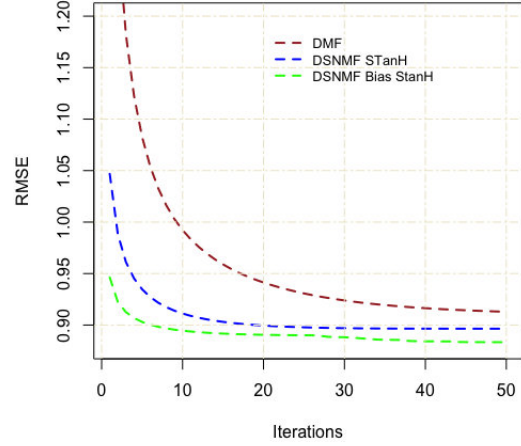


Fig. 4. 10-fold CV Model comparison of our model (DSNMF) and DMF model [25] on MovieLens100K

TABLE VII
10-FOLD CV RMSE \pm STDDEV - DSNMF vs DMF

Algorithm	FilmTrust	ML100K	AMusic
NMF †	0.851 \pm 0.011	0.954 \pm 0.006	1.024 \pm 0.014
DMF relu [25]	0.819 \pm 0.011	0.913 \pm 0.013	0.926 \pm 0.015
DSNMF STanH	0.804 \pm 0.012	0.896 \pm 0.008	0.866 \pm 0.014
DSNMF STanH.bias	0.796 \pm 0.013	0.883 \pm 0.007	0.831 \pm 0.011

† - model trained using Surprise Recommender library in python [23]

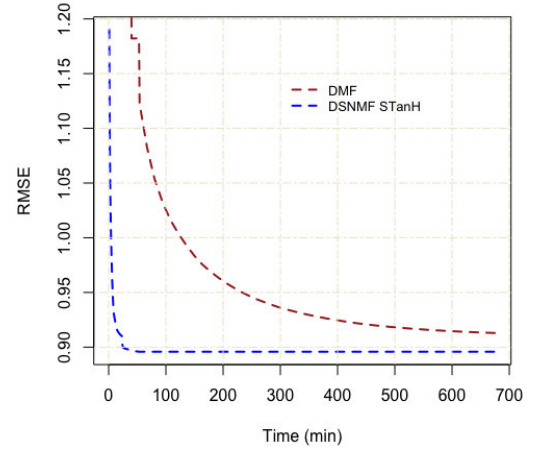


Fig. 5. Run-time complexity comparison of our model (DSNMF) and DMF model [25] on MovieLens100K

COMPLEXITY

The computational complexity for training a 2-layer item-feature DSNNF architecture is of order $\mathcal{O}(t(m+n)(kl+kl^2))$, where k, l are the dimension of layer S_2 , and t the number of iterations.

CONCLUSION

We introduced a novel deep matrix factorization approach to learn from the incomplete rating matrix. The multilayer approach, which automatically learns the hierarchy of attributes of the items, as well as the non-negative constraint help in the better interpretation of these factors. Furthermore, we presented an algorithm for optimizing the factors of our architecture with different non-linearities and we evaluate its performance to the state-of-the-art collaborative filtering techniques. We also evaluate the performance of our architecture to the recently proposed deep matrix factorization approach [25] for recommender systems. We have shown that our technique is able to learn and outperform the state-of-the-art collaborative filtering algorithms.

ACKNOWLEDGMENT

The authors gratefully acknowledge Dijana Tolic for useful directions and comments regarding NMF and Deep Semi-NMF approach. The work of N.A.F. has been funded by the EU Horizon 2020 SoBigData project under grant agreement No. 654024.

REFERENCES

- [1] J. Bennett and S. Lanning, *The netflix prize*, in KDD Cup and Workshop07, 2007.
- [2] G. Adomavicius and A. Tuzhilin, *Toward the next generation of recommender systems: A survey of the state-of-the-art and possible extensions*, IEEE Transactions on Knowledge and Data Engineering, vol. 17, no. 6, pp. 734749, 2005.
- [3] Koren, Yehuda, Robert Bell, and Chris Volinsky, "Matrix factorization techniques for recommender systems." Computer 42.8 (2009).
- [4] X. Su and T. Khoshgoftaar, "A survey of collaborative filtering techniques". *Advances in Artificial Intelligence*, vol. 2009, p. 19, August 2009.
- [5] J. B. Schafer, J. A. Konstan, and J. Riedl, E-Commerce recommendation applications, *Data Mining and Knowledge Discovery*, vol. 5, no. 1, pp. 115153, January 2001.
- [6] B. Smyth, Case-based recommendation, in *The Adaptive Web*, vol. 4321 of *Lecture Notes in Computer Science*, (P. Brusilovsky, A. Kobsa, and W. Nejdl, eds.), pp. 342376, Springer, 2007.
- [7] B.M.Sarwar, G.Karypis, J.A.Konstan, and J.Riedl, Item-based collaborative filtering recommendation algorithms, in *ACM WWW 01*, pp. 285295, ACM, 2001.
- [8] G. Karypis, Evaluation of item-based top-N recommendation algorithms, in *ACM CIKM 01*, pp. 247254, ACM, 2001.
- [9] G. Adomavicius Y. Kwon "Improving aggregate recommendation diversity using ranking-based techniques" *IEEE Trans. Knowl. Data Eng.* IEEE vol. 24 no. 5 pp. 896-911 May 2012.
- [10] Y. Koren R. Bell F. Ricci L. Rokach B. Shapira P. B. Kantor "Advances in collaborative-filtering" in *Recommender Systems Handbook New York NY USA:Springer* pp. 145-186 2011.
- [11] B. Sarwar, G. Karypis, J. Konstan, J. Riedl, "Application of dimensionality reduction in recommender systemsA case study", *Proc. ACM WebKDD*, pp. 285-295, 2000.
- [12] D. D. Lee, S. H. Seung, "Learning the parts of objects by non-negative matrix-factorization", *Nature*, vol. 401, pp. 788-791, 1999.
- [13] D. D. Lee, S. H. Seung, "Algorithms for non-negative matrix-factorization", *Adv. Neural Inf. Process. Syst.*, vol. 13, pp. 556-562, 2000.
- [14] S. Zhang, W. Wang, J. Ford, F. Makedon, "Learning from incomplete ratings using non-negative matrix-factorization", *Proc. SIAM Int. Conf. Data Mining*, pp. 549-553, 2006.
- [15] Xin Luo, Mengchu Zhou, Yunni Xia, Qingsheng Zhu, "An Efficient Non-Negative Matrix-Factorization-Based Approach to Collaborative Filtering for Recommender Systems", in *IEEE Transactions on Industrial Informatics*, Volume: 10, Issue: 2, May 2014
- [16] Ding, Chris HQ, Li, Tao, and Jordan, Michael I., "Convex and semi-nonnegative matrix factorizations", *IEEE Transactions on Pattern Analysis and Machine Intelligence*, 32(1):4555, 2010.
- [17] George Trigeorgis, Konstantinos Bousmalis, Stefanos Zafeiriou, and Bjoern Schuller, "A deep semi-nmf model for learning hidden representations", in *Proceedings of the 31st International Conference on Machine Learning (ICML-14)*, pages 16921700, 2014.
- [18] G. Adomavicius Y. Kwon "Improving aggregate recommendation diversity using ranking-based techniques" *IEEE Trans. Knowl. Data Eng.* IEEE vol. 24 no. 5 pp. 896-911 May 2012.
- [19] S. Funk, Netflix Update: Try This at Home, Dec. 2006; <http://sifter.org/~simon/journal/20061211.html>.
- [20] S. Zhang, W. Wang, J. Ford, F. Makedon, "Learning from incomplete ratings using non-negative matrix-factorization", *Proc. SIAM Int. Conf. Data Mining*, pp. 549-553, 2006.
- [21] J. Herlocker, J. A. Konstan, and J. Riedl, An empirical analysis of design choices in neighborhood-based collaborative filtering algorithms, *Information Retrieval*, vol. 5, no. 4, pp. 287310, 2002.
- [22] Herlocker, L., Konstan, J.A., Terveen, L.G., Riedl, J.T., "Evaluating Collaborative Filtering Recommender Systems", *ACM Transactions on Information Systems* 22(1), 553 (2004)
- [23] Hug, Nicolas, "Surprise, a Python library for recommender systems", <http://surpriselib.com>, 2017.
- [24] George Trigeorgis, Konstantinos Bousmalis, Stefanos Zafeiriou, and Bjoern Schuller, "A deep semi-nmf model for learning hidden representations", in *Proceedings of the 31st International Conference on Machine Learning (ICML-14)*, pages 16921700, 2014.
- [25] Xue, H.J., Dai, X.Y., Zhang, J., Huang, S. and Chen, J., "Deep Matrix Factorization Models for Recommender Systems", *static.ijcai.org*, 2017
- [26] Shuai Zhang, Lina Yao, Aixin Sun, "Deep Learning based Recommender System: A Survey and New Perspectives", *arXiv:1707.07435v5*
- [27] Glorot, Xavier, Antoine Bordes, and Yoshua Bengio, "Deep sparse rectifier neural networks." In Proceedings of the Fourteenth International Conference on Artificial Intelligence and Statistics, pp. 315-323, 2011.
- [28] Dijana Tolic, Nino Antulov-Fantulin, Ivica Kopriva, "A Nonlinear Orthogonal Non-Negative Matrix Factorization Approach to Subspace Clustering", *arXiv:1709.10323v1*
- [29] H. Lee, A. Cichocki, S. Choi, "Kernel nonnegative matrix factorization for spectral EEG feature extraction", *Neurocomputing* 72 (13-15) (2009) 31823190. doi:10.1016/j.neucom.2009.03.005. URL <http://dx.doi.org/10.1016/j.neucom.2009.03.005>
- [30] B. Pan, J. Lai, W.-S. Chen, "Nonlinear nonnegative matrix factorization based on mercer kernel construction", *Pattern Recognition* 44 (1011) 2800 2810, semi-Supervised Learning for Visual Content Analysis and Understanding.
- [31] S. Rendle, "Factorization machines", in 2010 IEEE International Conference on Data Mining, pages 9951000, IEEE, 2010.
- [32] A. Karatzoglou, B. Hidasi, "Deep Learning for Recommender Systems", in Proceedings of the Eleventh ACM Conference on Recommender Systems (RecSys '17). ACM, New York, NY, USA, 396-397
- [33] R. Salakhutdinov, A. Mnih, G. Hinton, "Restricted Boltzmann machines for collaborative filtering", in Proceedings of the 24th international conference on Machine learning. ACM, 791798, 2007
- [34] Huifeng Guo, Ruiming Tang, Yunming Ye, Zhenguo Li, and Xiuqiang He., "DeepFM: A Factorization-Machine based Neural Network for CTR Prediction", 2017, In *IJCAI* 27822788.
- [35] He, Xiangnan, Lizi Liao, Hanwang Zhang, Liqiang Nie, Xia Hu, and Tat-Seng Chua, "Neural collaborative filtering." In Proceedings of the 26th International Conference on World Wide Web, pp. 173-182. International World Wide Web Conferences Steering Committee, 2017.