

# A semantics comparison workbench for a concurrent, asynchronous, distributed programming language

Claudio Corrodi<sup>1</sup>, Alexander Heußner<sup>2</sup>, and Christopher M. Poskitt<sup>3</sup>

<sup>1</sup>Software Composition Group, University of Bern, Switzerland

<sup>2</sup>Software Technologies Research Group, University of Bamberg, Germany

<sup>3</sup>Singapore University of Technology and Design, Singapore

**Abstract.** A number of high-level languages and libraries have been proposed that offer novel and simple to use abstractions for concurrent, asynchronous, and distributed programming. The execution models that realise them, however, often change over time—whether to improve performance, or to extend them to new language features—potentially affecting behavioural and safety properties of existing programs. This is exemplified by SCOOP, a message-passing approach to concurrent object-oriented programming that has seen multiple changes proposed and implemented, with demonstrable consequences for an idiomatic usage of its core abstraction. We propose a *semantics comparison workbench* for SCOOP with fully and semi-automatic tools for analysing and comparing the state spaces of programs with respect to different execution models or semantics. We demonstrate its use in checking the consistency of properties across semantics by applying it to a set of representative programs, and highlighting a deadlock-related discrepancy between the principal execution models of SCOOP. Furthermore, we demonstrate the extensibility of the workbench by generalising the formalisation of an execution model to support recently proposed extensions for distributed programming. Our workbench is based on a modular and parameterisable graph transformation semantics implemented in the GROOVE tool. We discuss how graph transformations are leveraged to atomically model intricate language abstractions, how the visual yet algebraic nature of the model can be used to ascertain soundness, and highlight how the approach could be applied to similar languages.

**Keywords:** concurrent asynchronous programming, distributed programming with message passing, operational semantics, runtime semantics, graph transformation systems, verification/analysis parameterised by semantics, concurrency abstractions, object-oriented programming, software engineering, SCOOP, GROOVE

## 1. Introduction

In order to harness the power of modern architectures, software engineers must program with concurrency, asynchronicity, parallelism, and distribution in mind. This task, however, is fraught with difficulties: data races and deadlocks can result from the most subtle of errors in synchronisation code, and unexpected program behaviours can emerge from the interactions between processes. To address this, a number of novel programming APIs, libraries, and languages have been proposed that provide programmers with more intuitive models of concurrency and distribution, such as block-dispatching in Grand Central Dispatch [GCD], “sites” and concurrency primitives in Orc [KQCM09], or message-passing and active objects in languages such as SCOOP [WNM15] and Creol [JOY06].

The high-level programming abstractions that such languages provide rely on intricate implementations that must maximise concurrency and performance whilst ensuring that programs still behave as the programmer expects them to. Devising execution models that successfully reconcile these requirements, however, is challenging: a model too restrictive can deny desirable concurrency and cause unnecessary bottlenecks, but a model too permissive might lead to surprising and unintended program executions emerging. Furthermore, execution models evolve and change over time as language designers seek to improve performance, and seek to support new language constructs or applications. Comparing the performance of different execution models is as simple as benchmarking their implementations. It is much harder, however, to detect and analyse the subtle effects of semantic changes on behavioural or safety properties, which have the potential to affect existing programs written and tested under older execution models.

One language that clearly exemplifies these issues is SCOOP [WNM15], a message-passing approach to concurrent object-oriented programming. SCOOP provides concurrency in a very shielded way, designed to allow programmers to introduce it while still maintaining the modes of reasoning they are familiar with from sequential programs, e.g. localised pre- and postcondition reasoning, and interference-free method execution over multiple objects. The fundamental language abstractions of SCOOP were informally proposed as early as the ‘90s [Mey93, Mey97], but it took many more years to realise them effectively: multiple execution models [BPJ07, MSNM13, WNM15], prototypes [Nie07, TOPC09], and production-level implementations [Eif] appeared over the last decade. Furthermore, the latest semantics is unlikely to be the last, as new language features continue to be proposed and integrated with the existing abstractions, e.g. shared memory [MNM14] and distributed programming extensions [SPM16]. Together, these can be seen as a family of semantics for the SCOOP language, but a family that is partially-conflicting. To illustrate one such conflict, suppose that the following two blocks of code are being executed by two distinct and concurrent threads of control:

```

separate stack
do
  stack.push (1)
  stack.push (2)
  ...
  stack.push (7)
end

separate stack
do
  stack.push (8)
  x := stack.top
end

```

Intuitively, the `stack` object is some concurrent stack of integers, and each `separate` block indicates to SCOOP that the instructions within should be executed on the `stack` in program text order, and without interference from the instructions of other threads. As a consequence, if the `stack` is observed, it would be impossible for 8 to appear anywhere in-between 1 through to 7; furthermore, the value stored to `x` will always be 8. The synchronisation to achieve this—which allows the programmer to reason about a `separate` block as if it were sequential code—is the responsibility of SCOOP, and generalises to blocks over multiple concurrent objects. The execution models orchestrating this, however, have changed over time: the original model [MSNM13] had the effect of blocking concurrent objects for the full duration of `separate` blocks (e.g. blocking the `stack` until `stack.push(1)` through to `stack.push(7)` are all requested), whereas the current model [WNM15] only blocks when necessary for the sake of performance (e.g. competing `stack.push` commands are logged simultaneously, but in a special nested queue structure that ensures the order guarantees).

While both execution models maintain the order guarantees, they can lead to the same program behaving quite differently: under the older model, for example, programs are more prone to deadlocking, whereas under the current model, existing programs that relied (whether intentionally or not) on the coarse-grained blocking as a lock on some resource may no longer work as the programmer intended. Despite such substantial

changes, the different semantics of SCOOP have only ever been studied in isolation: little has been done to formally *compare* the execution traces permitted under different execution models and ensure that their behavioural and safety properties are consistent (in fact, they are not). While some comprehensive, tool-supported semantic formalisations do exist—in *Maude*’s conditional rewriting logic [MSNM13] for example, and in a custom-built CSP model checker [BPJ07]—they are tied to particular execution models, do not operate on actual source code, and are geared towards “testing” the semantics as they are unable to scale to more general verification tasks. Owing to the need to handle waiting queues, locks, asynchronous remote calls, and several other intricate features of the SCOOP execution models, these formalisations quickly become very complex, not only blowing up the state spaces that need to be explored, but also making it difficult to confirm their soundness with language designers—one of the few means of ascertaining soundness in the absence of precise documentation.

**Our Contributions.** We propose a *semantics comparison workbench* for SCOOP, with fully and semi-automatic tools for analysing and comparing the state spaces of programs with respect to different execution models or semantics. Our workbench is based on a graph transformation system (GTS) formalisation that: (i) covers the principal concurrent asynchronous features of the language, using GTS rules and control programs (strategies) to atomically model their intricate effects on SCOOP states (i.e. on control flow, concurrent object structures, waiting queues, and locks); (ii) is modular, parameterisable, and extensible, allowing for SCOOP’s different semantics to re-use common components, and to seamlessly plug-in distinct ones (e.g. for storage, control, synchronisation); and (iii) is implemented in the general-purpose GTS tool GROOVE [GdMR<sup>+</sup>12], providing out-of-the-box state space analyses for comparing programs under different SCOOP semantics. We demonstrate the use of the workbench for checking the consistency of properties across semantics by applying it to a set of representative SCOOP programs, and highlighting a deadlock-related discrepancy between the principal execution models of the language. Furthermore, we demonstrate the extensibility of the workbench by generalising one of the semantics to support the features of D-SCOOP [SPM16], a prototype extension of SCOOP for distributed programming. We discuss how the visual yet algebraic nature of our GTS models can be used to ascertain soundness, and highlight how our approach could be applied to similar concurrent, asynchronous, distributed languages.

This is a revised and extended version of our FASE 2016 paper, “*A Graph-Based Semantics Workbench for Concurrent Asynchronous Programs*” [CHP16] (itself based upon the preliminary modelling ideas in [HPCM15]), adding the following new content: (i) a new GTS semantics covering the distributed programming abstractions of D-SCOOP, formalised orthogonally to the others by extending an existing semantics and not just replacing the components of one; (ii) a presentation of the underlying, compositional metamodel to which the family of SCOOP and D-SCOOP semantics all conform, including a discussion of the metamodel’s genericity; (iii) an expanded evaluation that additionally explores the state spaces of our benchmarks in fully distributed contexts; and (iv) a significantly revised presentation, including new details, explanations, and examples throughout the paper.

For language designers, this paper presents a transferable approach for checking the consistency of concurrent asynchronous programs under competing language semantics. For the graph transformation community, it presents our experiences of applying a state-of-the-art GTS tool to a non-trivial and practical problem in programming language design. For the broader verification community, it highlights the need for verification parameterised by different semantics, and demonstrates how GTS-based formalisms and tools can be used to derive an effective, modular, and extensible solution. Finally, for software engineers, it provides a workbench for crystallising their mental models of SCOOP, potentially helping them to write better quality code and understand how to port it across different SCOOP implementations.

**Plan of the Paper.** We begin with an overview the SCOOP concurrency model, its two most established execution models, and its distributed extension (Section 2), before presenting some necessary GTS preliminaries (Section 3). Following this, we introduce a graph-based semantics metamodel for SCOOP, and show how to formalise different, parameterisable semantics that conform to it (Section 4). We propose a formal GTS-based model in GROOVE for the family of SCOOP semantics, and implement it in a small toolchain (Section 5), allowing us to compare the state spaces of representative SCOOP programs under different semantics (Section 6) and highlight a deadlock-related discrepancy. Finally, we examine some related work (Section 7), and conclude with a summary of our contributions and some future research directions (Section 8).

## 2. SCOOP: A Concurrent, Asynchronous, Distributed Programming Language

SCOOP [WNM15] is a message-passing approach to concurrent object-oriented programming that aims to preserve the well-understood modes of reasoning enjoyed by sequential programs, such as sequential consistency, interference-free method execution over multiple objects, and pre- and postcondition reasoning over blocks of code. In order to achieve this, it provides its users with concurrency abstractions that are easier to reason about than threads, minimal new language syntax, and an implementation responsible for orchestrating the synchronisation. While SCOOP has been studied principally in the context of concurrency, its programming abstractions also generalise to distributed systems by means of an additional layer for coordinating requests over a network [SPM16].

This section presents an overview of SCOOP’s most important features. First, we describe handlers, *separate* objects, and *separate* blocks—SCOOP’s main concurrency abstractions. We demonstrate the reasoning they allow programmers to do in some simple examples. Second, we compare the two most established execution models for orchestrating the synchronisation, and highlight the rationale for their different approaches. Finally, we discuss D-SCOOP [SPM16], a prototype extension of SCOOP that extends one particular execution model with support for distributed programming.

Throughout this paper we present SCOOP with respect to the syntax and terminology of its principal implementation for Eiffel [Eif]. We remark that the ideas, however, can be implemented for any other object-oriented language (as explored, e.g. for Java [TOPC09]).

### 2.1. Language Abstractions and Execution Guarantees

**Handlers and Separate Objects.** In SCOOP, every object is associated with a *handler* (also called a *processor*), a concurrent thread of control with the exclusive right to call methods on the objects it handles. Object references may point to objects sharing the same handler (*non-separate* objects) or to objects with distinct handlers (*separate* objects). Method calls on non-separate objects are executed immediately by their shared handler. To make a call on a separate object, however, a *request* must be sent to the distinct handler of that object. If the method requested is a *command* (i.e. it does not return a result), then it is executed asynchronously, leading to concurrency; if it is a *query* (i.e. a result is returned and must be waited for), then it is executed synchronously. Note that handlers cannot synchronise via shared memory: only by exchanging requests.

In SCOOP, objects that may have different handlers are declared with a special `separate` type. In order to request method calls on objects of `separate` type, programmers simply make the calls within so-called *separate blocks* (the type system prevents calls outside of such blocks). These can be declared explicitly (we will use the syntax `separate x, y, ... do ... end`), but whenever a `separate` object is a formal parameter of a method, the body of that method is implicitly a separate block too. The underlying implementation is then responsible for orchestrating the synchronisation between handlers implied by the separate blocks.

**Execution Guarantees.** SCOOP provides strong guarantees about the execution of calls in separate blocks, in order to help programmers reason more “sequentially” about their concurrent code and avoid typical synchronisation bugs. In particular, within a separate block, requests for method calls on `separate` objects are always logged by their handlers in the order that they are given in the program text; furthermore, there will never be any intervening requests logged from other handlers. These guarantees apply regardless of the number of `separate` objects and handlers involved in a separate block. As a consequence, programmers can write code over multiple concurrent objects that: (1) is guaranteed to be data race free; and (2) can be reasoned about sequentially and independently of the rest of the program.

To illustrate, consider the following separate blocks (adapted from [WNM15]) that set the “colours” of two `separate` objects, `x` and `y`. Suppose that a handler is about to enter the separate block to the left, and concurrently, a distinct handler is about to enter the separate block to the right:

```

separate x,y
do
  x.set_colour (Green)
  y.set_colour (Green)
end

separate x,y
do
  x.set_colour (Indigo)
  a_colour = x.get_colour
  y.set_colour (a_colour)
end

```

The two `separate` blocks contain a mix of commands and queries, which are issued as asynchronous and synchronous requests respectively to the handlers of `x` and `y`. The body of the leftmost `separate` block asynchronously sets the colours of `x` and `y` to be `Green`. The body of the rightmost block first asynchronously sets `x` to `Indigo`, then synchronously queries the colour of `x`, then asynchronously sets the colour of `y` to the result of that query. The SCOOP guarantees ensure that for the duration of a `separate x,y` block, no intervening requests can be logged on the handlers of `x` or `y`. As a result, it would not be possible to observe the colours in an intermediate state: both of them would be observed as `Green`, or both of them would be observed as `Indigo`. Interleavings permitting any other combination of the colours are completely excluded. This additional control over the order in which concurrent requests are handled represents a twist on classic message-passing approaches, such as the actor model [Agh86], and programming languages like Erlang [AVW96] that implement them.

**Wait Conditions.** SCOOP also provides a mechanism for synchronising on conditions, built on top of Eiffel's native support for contracts<sup>1</sup>. In sequential Eiffel, preconditions (keyword `require`) and postconditions (`ensure`) express conditions on the state that should hold at the beginning and end of a method execution. They are executable queries and can be monitored at runtime. In SCOOP, however, if a precondition involves `separate` objects, then it is re-interpreted as a *wait condition* that must be synchronised on. The body of the method (which is implicitly a `separate` block) is not entered until the condition becomes true. We remark that postconditions do not have a special concurrent re-interpretation, and are simply (optionally) logged as requests immediately upon exiting the method body.

Consider the following excerpt from a SCOOP program solving the producer-consumer problem:

```

put_on_buffer (a_buffer: separate
  BOUNDED_BUFFER [INTEGER]; an_element:
  INTEGER)
require
  not a_buffer.is_full
do
  a_buffer.put (an_element)
ensure
  not a_buffer.is_empty
  a_buffer.count = old a_buffer.count + 1
end

remove_from_buffer (a_buffer: separate
  BOUNDED_BUFFER [INTEGER]): INTEGER
require
  not a_buffer.is_empty
do
  a_buffer.consume
  Result := a_buffer.last_consumed_item
ensure
  a_buffer.count = old a_buffer.count - 1
end

```

Here, a number of concurrently executing producers (left) and consumers (right) must respectively add and remove elements from a buffer of bounded size that has its own concurrent handler (the buffer is of `separate` type). Producers must not attempt to add an element to the buffer when it is full; consumers must not attempt to remove an element from the buffer when it is empty. These requirements are expressed as wait conditions in the `require` clauses of the respective methods; they must become true before entering the method bodies (which are implicitly `separate` blocks, since the buffer is a formal argument). In the case of producers, SCOOP guarantees that the request to call `a_buffer.put(an_element)` will be logged on the handler of `a_buffer` in an order such that `not a_buffer.is_full` is true when it is executed; similar for consumers with `a_buffer.consume` and the wait condition `not a_buffer.is_empty`.

<sup>1</sup> Contracts can also be supported in other object-oriented languages, e.g. via JML [BCC<sup>+</sup>05] for Java, or Code Contracts [Cod17] for C#.

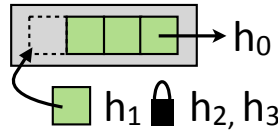


Fig. 1. Three handlers ( $h_1, h_2, h_3$ ) logging requests on another ( $h_0$ ) under RQ

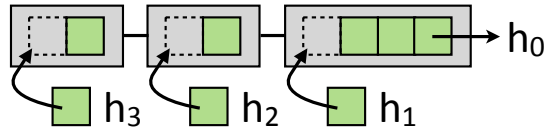


Fig. 2. Three handlers ( $h_1, h_2, h_3$ ) logging requests on another ( $h_0$ ) under QOQ

## 2.2. Execution Models

The programming abstractions of SCOOP require an *execution model* that specifies how requests between handlers should be processed. Two contrasting models have been supported by the SCOOP implementation over its evolution: initially, an execution model we call Request Queues (RQ) [MSNM13], and an execution model that has since replaced it which we call Queues of Queues (QOQ) [WNM15]. In the following we compare the two models and highlight a semantic discrepancy between them.

**Request Queues.** The RQ execution model associates each handler with a single FIFO queue for storing incoming requests. To ensure the SCOOP execution guarantees, each queue is protected by a lock. For a handler to log a request on the queue of another handler, the former must first acquire the lock protecting the latter. Once the lock is acquired, it can log requests on the queue without interruption.

Under the RQ model, upon entering a `separate`  $x, y, \dots$  block, the handler must simultaneously acquire locks on the request queues associated with the handlers of  $x, y, \dots$  and must hold them for the duration of the block. This coarse-grained solution successfully prevents intervening requests from being logged, but leads to performance bottlenecks in several situations, e.g. multiple handlers vying for the lock of a highly contested request queue.

Figure 1 visualises three handlers ( $h_1, h_2, h_3$ ) attempting to log requests (green squares) on the queue associated with another handler ( $h_0$ ) under RQ. Here,  $h_1$  has obtained the lock (i.e. entered a separate block involving objects handled by  $h_0$ ) and is able to log its requests on the queue of  $h_0$  without interruption. Once  $h_1$  releases the lock (i.e. exits the separate block),  $h_2$  and  $h_3$  will contend for the lock in order to log the requests that they need to.

**Queues of Queues.** In contrast, the QOQ execution model associates each handler with a “queue of queues”, a FIFO queue itself containing (possibly several) FIFO subqueues for storing incoming requests. Each subqueue represents a “private area” for a particular handler to log its requests, in program text order, and without any interference from other handlers (since they have their own dedicated subqueues).

Under the QOQ model, upon entering a `separate`  $x, y, \dots$  block, the handler is no longer required to fight for the exclusive right to log requests. Instead, dedicated subqueues are simultaneously prepared by the handlers of  $x, y, \dots$  on which requests can be logged without interference for the duration of the block. Should another handler also need to log requests on  $x, y, \dots$ , then another set of dedicated subqueues are prepared, and the requests can be logged on them concurrently. The QOQ model thus removes a potential performance bottleneck of RQ, but is still able to ensure the SCOOP reasoning guarantees by wholly processing the subqueues, one-by-one in the order that they were created, and processing the requests within each subqueue in the order that they were logged there.

Figure 2 visualises three handlers ( $h_1, h_2, h_3$ ) sending requests (green squares) to another handler ( $h_0$ ) under QOQ. In contrast to RQ (Figure 1), the three handlers have access to dedicated subqueues and can log their requests concurrently. In highly asynchronous programs, this substantially reduces the amount of unnecessary blocking.

Note that the implementations of RQ and QOQ (i.e. compilers and runtimes) include a number of

```

separate left_fork, right_fork
do
  left_fork.use
  right_fork.use
end

```

Listing 1. Eager philosophers

```

separate left_fork
do
  separate right_fork
  do
    left_fork.use
    right_fork.use
  end
end

```

Listing 2. Lazy philosophers

additional optimisations. While we do not model them in this paper, strictly speaking, these implementations could even be viewed as representing distinct semantics in the SCOOP family.

**Semantic Discrepancies.** While both of the execution models correctly implement the programming abstractions of SCOOP, discrepancies can arise in practice. We already highlighted that QOQ can lead to less blocking than RQ, and thus boost performance. But it also has the potential to affect the intended functionality of a program. For example, in the mental model of programmers, separate blocks under RQ had become synonymous with acquiring and holding locks. Such behaviour does not occur when entering separate blocks in QOQ.

This discrepancy is illustrated by the dining philosophers problem, in which concurrent processes (philosophers) must repeatedly acquire sole use of shared resources (forks) without causing a cyclic deadlock. The SCOOP solution, provided as part of the official documentation [Eif], attempts to solve it by representing philosophers and forks as separate objects—each with their own handlers—and modelling the acquisition of forks (eating) as a separate block. Consider Listing 1 and Listing 2, which respectively provide the official solution and a variant with nesting. Under RQ, Listing 1 (“eager” philosophers) solves the problem by relying on the implicit simultaneous acquisition of locks on the forks’ handlers; no two adjacent philosophers can be in their separate blocks at the same time. Under RQ, Listing 2 (“lazy” philosophers) can lead to a circular deadlock, since the philosophers acquire the locks in turn. Under QOQ however, neither version will deadlock, but neither version actually represents a solution: since all the requests are asynchronous, no blocking occurs at all, and philosophers can “eat” regardless of the states of other philosophers. While not a solution to dining philosophers under QOQ, the basic execution guarantees of SCOOP remain satisfied.

### 2.3. Extension for Distributed Programming

Yet another competing semantics for SCOOP is D-SCOOP (for Distributed SCOOP) [SPM16], which adds support for programming with separate objects over networks. Rather than replace an existing semantics, D-SCOOP extends the QOQ model: it aims to retain the abstractions, guarantees, and behaviours of SCOOP under QOQ, while generalising them to distributed objects via an additional communication layer that remains hidden from the programmer. In the following, we provide an overview of how SCOOP systems communicate over a network, and discuss a simple example.

**D-SCOOP.** In D-SCOOP, an instance of a running SCOOP program (under QOQ) is called a *node*<sup>2</sup>. A node can open a connection to another node through a network socket, which is then shared by all of its handlers. Nodes communicate, via these connections, using *messages* and *replies*. Messages are sent from a *client* node to a *supplier*; replies are sent back from the supplier to the client to indicate the outcome.

When entering a separate block, it is now possible that one or more of the involved separate objects are handled on one or more remote nodes. For this new case, D-SCOOP introduces a (two-phase) locking protocol to allow for remote calls to be logged in a way that maintains the separate block guarantees, while minimising blocking as much as possible. The protocol involves three stages: (i) a *prelock stage*, for setting up remote subqueues in a correct order; (ii) an *issuing stage*, for logging object calls on those subqueues without interruption; and (iii) an *execution stage*, for dequeuing and executing those calls.

<sup>2</sup> A SCOOP program can be viewed as a D-SCOOP program with only one node.



**Locking Protocol.** The prelock stage ensures the creation of subqueues across multiple remote handlers without interference. First, messages (with the subject `PRELOCK`) are sent to the nodes of remote objects to announce that a handler in the client node wishes to enter a separate block that involves them. These are sent one-at-a-time and in a fixed order based on node IDs (to avoid deadlock). If a supplier receives a `PRELOCK` message but is already involved in the prelock stage of another node, the client blocks. Once the supplier is available, it replies `OK`, indicating that the client can unblock and send a `PRELOCK` message to the next node involved (if any). Once these messages are all acknowledged, the client sends a `LOCK` message to each “prelocked” supplier, which instructs them to prepare a private subqueue on the appropriate handler. By once again replying `OK`, the suppliers are indicating that they are ready to receive and enqueue requests, and the prelock stage is over.

The issuing and execution stages are more straightforward, and typically overlap (in fact they must overlap if synchronous queries are involved). The client simply issues remote requests over the network as asynchronous `CALL` or synchronous `QCALL` messages, corresponding respectively to commands and queries. For the former, the supplier replies `OK` as soon as the command is enqueued; for the latter, the supplier replies `OK` as soon as the query is executed, and also returns the result.

When a supplier is involved in the prelock stage of a particular client, any other clients that try to involve it in a prelock stage are blocked. This blocking is crucial to ensure that subqueues are created without interference. Instead of blocking a competing node for the whole of a separate block, however, blocking only occurs during the prelock stage (i.e. while subqueues are being set up); competing issuing stages can otherwise run concurrently. This allows for D-SCOOP systems to remain efficient, while lifting the execution guarantees and behaviours of QOQ to a distributed setting.

Additional details about the locking protocol as well as some example message-&-reply exchanges are provided in [SPM16]. Note that D-SCOOP also provides some advanced mechanisms for recovering from failure (e.g. compensation) which we do not explore in this paper.

**Distributed Example.** Consider the following code excerpt from a D-SCOOP implementation of a bank account management system:

```
transfer (source, target: separate ACCOUNT; amount: NATURAL)
do
  if source.balance >= amount then
    source.set_balance (source.balance - amount)
    target.set_balance (target.balance + amount)
  else
    -- Notify user (not shown)
  end
end
end
```

The `transfer` method allows some client to transfer an `amount` of money from a `source` account to a `target` account. As the two bank accounts are of `separate` type and provided as formal arguments, the body of `transfer` implicitly forms a separate block.

Suppose that `source` and `target` are handled on two different remote nodes. Upon calling `transfer`, the client must follow the aforementioned locking protocol before it can enter the method body and start issuing requests. First, the client node sends a `PRELOCK` message to the node containing `source`. If (or when) the node is not being prelocked by another client, it replies `OK`; the client then sends a `PRELOCK` message to the node containing `target` and waits for an `OK`. At this stage, no other client can prelock the nodes containing the two accounts, i.e. no other nodes can interrupt the process of generating subqueues. The client issues `LOCK` requests to the suppliers, which trigger the creation of subqueues on the handlers of `source` and `target`. After both reply `OK`, the client enters the body of `transfer` (and the nodes of `source` and `target` become free to be prelocked by others). The `balance` requests are issued as synchronous `QCALL` messages, with the requests enqueued by the suppliers and waited for; the `set_balance` commands are enqueued as asynchronous `CALL` messages, and the client can exit the block before the final one (`target.set_balance`) is executed. The requests are issued and executed without any interference.

Note that a (single node) concurrent version of `transfer` would look exactly the same as this distributed version. The only difference emerges upon execution: if `source` or `target` are remote, then the implementation must follow the locking protocol. This is invisible to the programmer, who works with the same abstractions and execution guarantees regardless of where any `separate` objects are actually located.



### 3. Graph Transformation System Preliminaries

Our semantics comparison workbench for SCOOP is based on graph transformation systems (GTS)—also known as graph-rewriting systems or graph grammars. Graph transformation is a flexible formalism for dynamic systems, and is well-suited to modelling the structures and relations in SCOOP states (e.g. object references, handlers, waiting queues). GTS is an inherently visual modelling approach, but is also anchored to a formal, algebraic basis, and is supported by a variety of practical tools.

In this section, we present a brief and informal overview the basic concepts of GTS, which should be sufficient to follow the rest of the paper. For a deeper introduction to GTS, we refer to reader to some standard textbooks, e.g. [Roz97, EEPT06].

**Graph Transformation Systems.** GTS are rule-based systems for manipulating graphs. They can be seen as a computation abstraction, in which states (or configurations) are graphs<sup>3</sup>, and computational steps are rules that rewrite these graphs. In the state space of a GTS applied to some initial configuration, the states are thus graphs, and the transitions are rule applications.

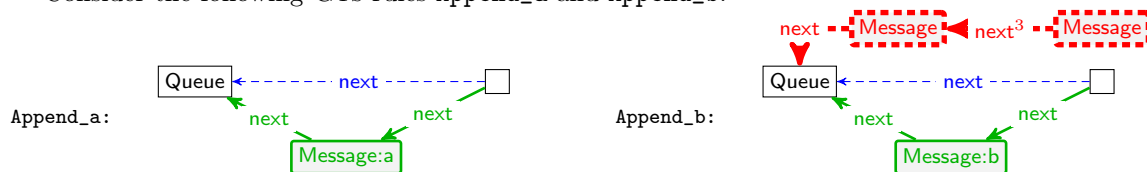
GTS rules nondeterministically match a structural pattern in a graph and rewrite it. Rules consist of combinations of the following: (i) a “context” in the graph that needs to be matched by the rule but is unchanged by it; (ii) a set of edges and nodes (and labels) that are added in this context; (iii) a context that is matched but removed by the rule; (iv) a negative application condition, i.e. a part of the graph that when present, prohibits the application of the rule.

Typically, the rules of a GTS are applied to graphs nondeterministically (both in choosing the rule and choosing the match) and for as long possible. If a GTS consists of rules that unconditionally add new nodes or edges, for example, then it will be associated with an infinite transition system containing graphs of unbounded size. Many tools (e.g. GROOVE [GdMR<sup>+</sup>12], GP 2 [Plu12]) allow for control programs (or strategies) to be defined over the rules, adding a finer degree of control.

**Notation & Example.** There are several ways to denote a GTS rule, but for simplicity, we will use the notation of GROOVE (since we use the tool in our workbench). In the following, we illustrate the application of GTS rules using a simple and intuitive example. Formally, rule applications are described in a proper categorical setting, via graph morphisms and pushout constructions (we refer the reader to [EEPT06]).

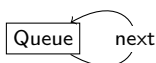
Suppose we are using a graph to model a simple FIFO queue. Let us distinguish two types of nodes in our graph: a node labelled `Queue` modelling the “anchor” of a queue, and message nodes `Message:a` and `Message:b` labelled with the `Message` type and some contents, either `a` or `b`. Furthermore, let us distinguish edges labelled with “next”, representing pointers towards the tail of the FIFO queue.

Consider the following GTS rules `Append_a` and `Append_b`:



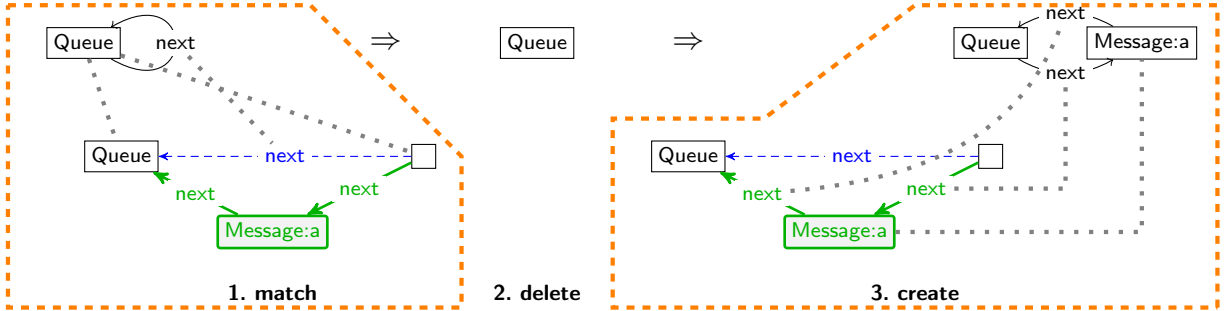
Following GROOVE’s notation, solid black nodes and edges are matched by the rule (but not deleted), dashed blue nodes and edges are matched and deleted, green ones are newly created, and red ones must not be present. Intuitively, the application of a rule to a graph is a three-step procedure: first, the black and blue structure is matched in a context where the red structure is not present; second, the blue structure in the match is deleted; finally, the green structure is created. Thus, `Append_a` deletes a “next” edge incident to the anchor and inserts a `Message:a` node in its place; `Append_b` does the same for a `Message:b` node, but only if the FIFO queue has at most three elements.

Suppose that we have the following initial configuration, which models an empty FIFO queue:



<sup>3</sup> In this paper, our graphs are directed and labelled, with parallel edges allowed.

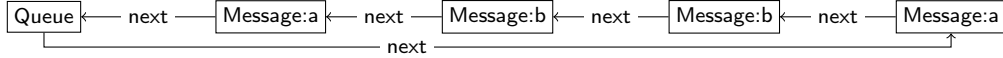
The application of `Append_a` to this graph proceeds as follows:



The match of the rule is indicated by dashed grey lines. Observe that in this case, two of the nodes in the rule are mapped to the same node (i.e. the match is non-injective).

The rule `Append_b` could have been applied to the same initial graph, too, since its negative application (`Queue`  $\leftarrow$  `next` `Message`  $\leftarrow$  `next`<sup>3</sup> `Message`  $\leftarrow$  `next`) has no match. This specifies that there must not exist a message node reachable from the anchor node by four “next” edges. Observe that the negative condition is only matching the `Message` type of the labels (and not its contents, `a` or `b`), and that a simple regular expression is used over the edges. As a consequence, `Append_b` can only be applied if the FIFO queue has at most three elements.

After multiple applications of `Append_a` and `Append_b`, we can eventually derive a graph representing a FIFO queue that contains the message `abba`:



We could extend the GTS, for example, with similar rules that remove messages from the queue, taking different actions depending on the contents.

**Control Programs.** In general, a GTS tries to apply its rules in a nondeterministic fashion. More fine-grained control over the application of rules is possible with the help of control programs (also known as strategies) that specify in a declarative way how rules are to be applied. For example, the control program `alap Append_b; Append_a;` would apply the rule `Append_b` as long as possible (`alap`) and then `Append_a` once. This will always lead to a message queue containing `bbbba`.

In GROOVE, control programs can also specify so-called recipes, which wrap functions over (possibly multiple) rules into a single transition. Control programs and recipes provide an ideal base for defining GTS in a modular way, e.g. by supporting different implementations of recipes for different semantics of components (e.g. different queuing models in our case).

We refer the interested reader to [GdMR<sup>+</sup>12] and the documentation of the GROOVE tool for more details on control programs, recipes, and additional features of GTS rules, e.g. `!=` and `==` edges (for explicitly expressing whether two matched nodes are distinct or not), or nested rules for matching universally ( $\forall$ ) and existentially ( $\exists$ ) quantified substructures.

## 4. A Graph-Based Semantics Metamodel

With the example of SCOOP, we have motivated the need for a semantics comparison workbench that: (i) can model features such as asynchronous remote calls and waiting queues; (ii) is modular (e.g. for replacing RQ synchronisation with QOQ) and extensible (e.g. for lifting QOQ to D-SCOOP); and (iii) provides formal and automatic analyses for checking the consistency of behavioural and safety properties of programs under different semantics. The following three sections present how we achieve this through the use of a GTS semantics, formalised in the GROOVE tool, and supported by a wrapper and simple toolchain.

In this section, we describe the first step of our process, in which we derive a graph-based, compositional metamodel to which the family of SCOOP semantics (and possibly other message-passing language semantics) all belong. We use the metamodel to formally structure the sub-components of semantics and the interfaces between them. This abstract structure provides the basis of our approach to semantics parameterisation,

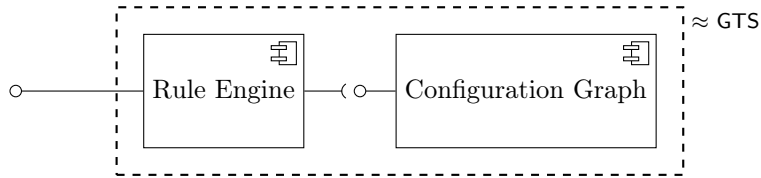


Fig. 3. Overview of the GTS underpinning a semantics comparison workbench

which allow for common semantic components to be re-used across different execution models, and other semantic components to be plugged-in.

**Metamodel Overview.** We present a graph-based *semantics metamodel* covering SCOOP and other actor-like programming languages based on: (i) message-passing concurrency; (ii) (active) objects, which are explicitly assigned to a handler and can only be accessed via this handler; (iii) asynchronous and synchronous calls between objects across different handlers; and (iv) different distribution topologies (i.e. different ways of connecting or relating distributed runtimes). The metamodel describes the structure of the semantic components found in RQ, QOQ, and D-SCOOP, but abstracts away from concrete details (e.g. computations on non-separate, separate, or remote objects). Different models expressing these details, however, can be *plugged in* to the metamodel because of its compositionality, so long as they conform to the abstract boundaries and interfaces it defines. Semantic plug-ins of interest include, for example, different storage models, different queuing semantics, and different distribution topologies.

Our semantics metamodel describes the structure of a GTS, consisting of a *rule engine* and *configuration graph* (Figure 3). The rule engine encodes the step-wise operational rules of the semantics, whereas the *configuration graph* encodes a snapshot of the state of the handlers, their objects, their current synchronisation topology, as well as a representation of the original SCOOP program’s control flow. Before launching a state-space exploration on a SCOOP program, the rule engine and corresponding configuration graphs must be initialised accordingly. The rule engine can be parameterised by plugging in semantic components to simulate different ways of synchronising, queuing, and handling distributed objects (the choices of which are then reflected in the typing of the configuration graph). The configuration graph must also be initialised to encode the control-flow information of the original SCOOP source code, as well as any expected initial configurations of handlers, objects, and topology. Our workbench is thus a front end responsible for initialising both aspects of the GTS (with respect to an execution model and SCOOP program), and then launching simulations or analyses of the system’s behaviour.

In the following, we present these building blocks of our metamodel in more detail, and demonstrate a semantic plug-in for storage. Without loss of generality, we assume—for simplicity of presentation—that objects are dynamically generated from flat class templates, i.e. inheritance is flattened in a pre-compilation step. Thus, our (SCOOP) objects consist of a finite fixed set of initialised variables with values that can be changed in program executions.

**Configuration Graphs.** Configuration graphs, which encode snapshots of the states of handlers, are the heart of our metamodel, and describe the structure of *configurations*<sup>4</sup> in traces of rule applications. Each configuration encodes both static control flow information (extracted from the original program), as well as the dynamic states of the handlers, any objects under them, and the topologies that connect them.

Figure 4 depicts the three principal components of configuration graphs and their connections. Each *handler* defines an autonomous execution unit with exclusive access to some region of storage, and the ability to administer inter-handler synchronisation via the topology abstraction. Note that there is an a priori unbounded number of handler instances in a configuration graph. The *topology abstraction* connects the handlers and defines the channels by which they synchronise. It also encodes name resolution and references between objects residing under the control of different handlers. Furthermore, it can be used to encode nodes and distributed communication channels. The *control flow information* encodes the control flow graph of the program, including all information necessary to dynamically generate new objects, e.g. via

<sup>4</sup> We will use *configurations* and *configuration graphs* synonymously.

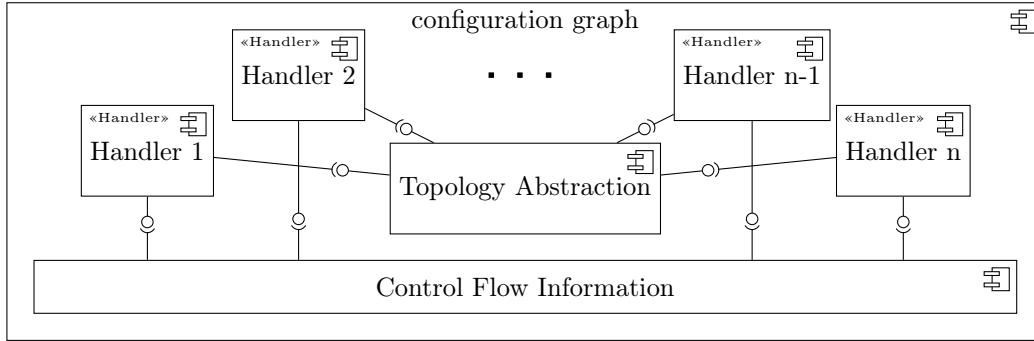
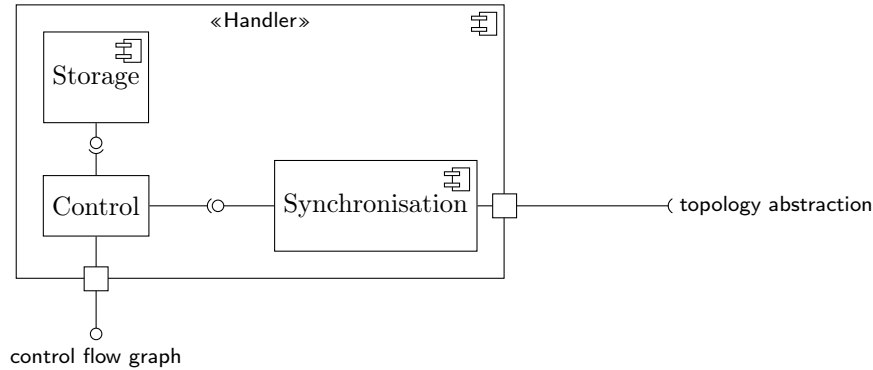
Fig. 4. Structure of a configuration graph (with  $n$  handlers)

Fig. 5. Structure of a handler and its connections to its environment

class templates. Note that the control flow information in a configuration graph is static and does not change under the execution of the rule engine.

Our metamodel further divides each handler into three semantic subcomponents: (i) its *control state*, recording the handler’s current position in the control flow information; (ii) its *storage stage*, including a stack for recursion, and a heap containing objects, possibly with references to separate objects (i.e. under the control of other handlers); and (iii) a *synchronisation* component connecting to the topology abstraction and including, for example, a dispatcher for outgoing requests and an input queue for storing requests received from other handlers. These three subcomponents are depicted in Figure 5.

**Example: Storage Model.** The different (sub)components of our configuration graph can be defined and typed according to the needs of different language semantics. In all of the execution models of SCOOP, for example, we require that the storage associated with handlers consists of both an object heap and a stack frame. Figure 6 depicts a *type graph* for this requirement, prescribing the structure of the storage components. This (simplified) example covers recursion via a linked list of stack frames, containing variables with values that are either primitive or references to objects. These references can point to objects under the control of the same handler, but may also point to objects under the control of other (possibly distributed) handlers. The stack frame maintains a pointer to the current object with respect to the handler’s execution, and may also refer to a return state (via the handler’s connection to control flow information) for modelling recursion. Note that the last-in-first-out nature of the stack is modelled via the corresponding semantic rules in the rule engine.

The example does not cover all intricacies of the storage models used in Section 5. Nevertheless, the level of detail supplied by a concrete implementation of such a component is visible. Different implementations of the metamodel’s components lead to different subgraphs within the configuration graphs, with each choice of subgraph conforming to its own type graph. The manipulation of the elements of these subgraphs is then controlled by a dedicated set of rules in the rule engine.

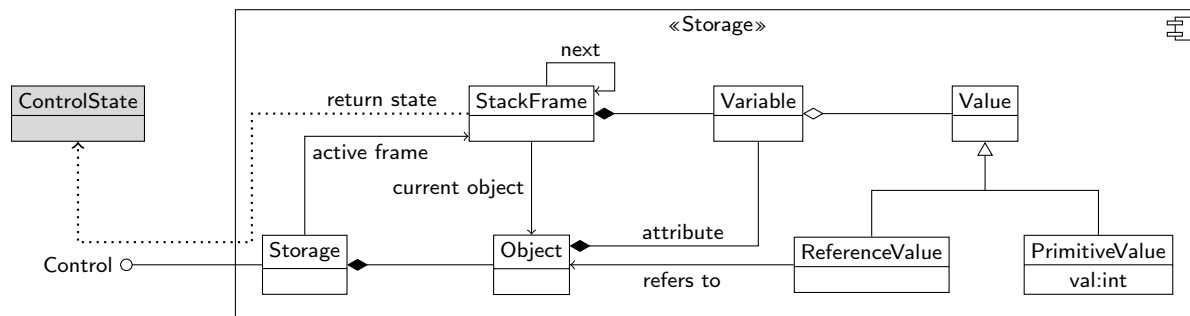


Fig. 6. Simplified type graph of a storage model with stack-based recursion and an object heap

**Rule Engine.** The rule engine controls the execution of semantic graph transformation rules, and thus implements a step-wise operational semantics. For each control state of a handler (encoded as a pointer from the handler to the control flow graph in the configuration graph), the rule engine nondeterministically applies one of the fireable transitions permitted by the control flow graph and any guards. Upon firing a transition, side effects may occur (e.g. changes to the handler’s storage), and the handler moves to the next control state. Note that while we assume an interleaving semantics for simplicity of presentation, the parallel execution of truly independent transitions in one global semantic step would be possible in, e.g. the SCOOP implementation.

Additionally, the rule engine encodes a number of rules that operate in the background, performing garbage collection, object initialisation, queue management, and also moving requests from handler-to-handler via the given topology abstraction. These background rules are essential to ensure progress of the overall system. For example, a synchronous call will block a handler indefinitely if the issued request is not moved across the topology abstraction and enqueued at the other end.

**Semantics Parameterisation.** Similar to the compositionality of configuration graphs, the rules in the rule engine are decomposed into sets that define semantics for the different (sub)components of the metamodel. For example, in the context of SCOOP, we can use a set of rules defining the queueing semantics of RQ or those of QOQ. In replacing a set of rules, however, the type graph of the affected component must also be replaced to ensure that the rules operate on subgraphs exhibiting the expected structure. RQ, for example, expects simple request queues, but QOQ expects to operate on nested queueing structures.

Beyond a parametric treatment of request queues, we could also plug in different topology abstractions (e.g. introducing a two-level network hierarchy to model the distribution of handlers across nodes), or investigate different storage models for the handlers (e.g. replacing the object heap with a simple counter variable). Each plug-in simply requires a type graph for the expected structure of the subgraph, and a new set of rules for modelling the appropriate manipulations that take place on them. All plug-ins must also ensure a consistent treatment of connections to other components, ensuring that the semantics remain modular and compositional.

**Metamodel for the SCOOP Family.** Our metamodel is sufficiently rich to cover the main features of the SCOOP family of semantics: (i) message-passing based concurrency; (ii) objects that are accessible only via their assigned unique handler; (iii) asynchronous and synchronous calls to separate objects; (iv) different implementations of the synchronisation components for handlers (i.e. RQ and QOQ); and (v) different distribution topologies by plugging in different topology abstractions (i.e. for D-SCOOP). Concrete GTS models for the SCOOP family of semantics and their implementation in our workbench will be presented in Section 5.

**Models Beyond SCOOP.** Due to the modularity of our metamodel, it should also be relatively straightforward to cover other asynchronous, actor-like, distributed object-oriented computation frameworks, or distributed message-passing based models.

From a theoretical point of view, we can also encode distributed finite-automata models with messages exchanged over reliable unbounded FIFO queues with local infinite recursion and an unbounded number of

dynamically generated automata/handlers. While strictly weaker than (i.e. can be simulated by) our SCOOP model, they would be more manageable for deriving decidability results in the context of our workbench.

A further candidate for our semantics comparison workbench is Erlang [AVW96]: like SCOOP, it has an intricate formal semantics, with programs behaving differently depending on whether they run in a (local) multi-core or distributed context. Furthermore, it has a highly optimised underlying runtime (see e.g. [SFBE10]) that has been under constant development over the last two decades, and thus may be prone to introducing unexpected behaviours for older programs. Analysing Erlang programs for concurrency bugs is extremely cumbersome: while in theory a data race free actor-based language, the runtime’s scheduler and global data dictionary (i.e. a kind of table-based memory heavily used in Erlang software) introduce various possibilities for race conditions in real world Erlang programs [CS10]. Thus, understanding Erlang’s semantics is a crucial task for programmers, language designers, and runtime developers—i.e. the target groups of our semantics workbench approach. Contrary to SCOOP, Erlang focuses an asynchronous message-passing concurrency. In the language of our metamodel: handlers would synchronise only via asynchronous messages over a (possibly) distributed topology of FIFO queues, and while the handlers would only have a relatively flat storage model, they would have more intricate ways of accessing their FIFO mailboxes. Also in contrast to SCOOP, Erlang is a multi-paradigm language including functional features and pattern-matching, thus the translation of the original program code to the control-flow information needed in the graph-based model is not as straightforward. Extending the semantics workbench towards Erlang would be interesting future work.

## 5. Formal Model and Toolchain

In this section we present SCOOP-GTS, our formal GTS model for the SCOOP family of semantics, which instantiates and conforms to the semantics metamodel presented in Section 4. Furthermore, we describe its implementation in the GROOVE model checking tool for GTS, and present a wrapper that helps to automate the analysis of SCOOP source code with respect to different semantics in GROOVE.

A companion website [Com] provides additional information and explanations about the formal model that were omitted from this paper due to space constraints. Furthermore, the model and wrapper are both available to download [Rep].

### 5.1. Overview

The standalone tool at the core of our toolchain consists of the SCOOP-GTS formalisation in GROOVE, and a wrapper around it which allows different execution models (RQ, QOQ, D-SCOOP) to be selected. We furthermore provide a simple compiler to generate initial configuration graphs from SCOOP source code, which the different semantics can be applied to.

An overview of the toolchain is depicted in Figure 7. The different components of the toolchain are summarised below, and presented in more detail in the rest of this section.

**SCOOP-GTS.** The formalisation and implementation of the different SCOOP execution models (QOQ, RQ, D-SCOOP). In essence, SCOOP-GTS is a GTS consisting of sets of transformation rules that define the semantic components of the metamodel, and control programs that dictate the order of the rule applications. Furthermore, the associated type graphs ensure that all graphs in the system conform to a certain structure, which is particularly useful during development. The GTS is implemented in GROOVE, which allows us to compare properties of state spaces under different execution models. The implementation is presented in detail in Section 5.3.

**GROOVE Wrapper.** Built on top of GROOVE, our wrapper provides command-line switches for conveniently plugging in different SCOOP semantics, processing generated graphs, and reporting feedback. This also includes a regression test suite that helps to maintain correctness when extending SCOOP-GTS.

**SCOOP-Graphs.** Instances of configuration graphs for SCOOP programs, consisting of encoded control-flow graphs corresponding to the original source code, and a snapshot of the current state of handlers. When provided as an initial state, should either store the necessary handlers pre-initialised, or a root procedure allowing SCOOP-GTS to initialise them itself.

**Graph Compiler.** In order to provide a fully automatic toolchain from source code to analysis results,

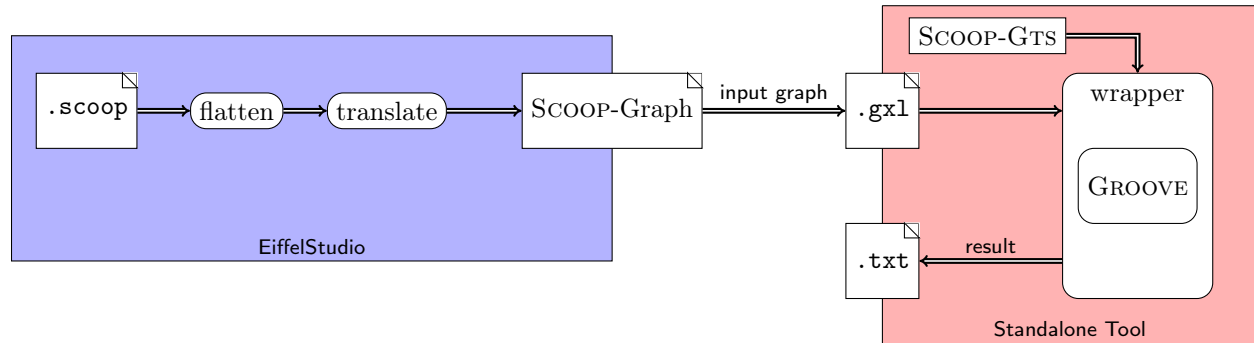


Fig. 7. Overview of the SCOOP-GTS toolchain

we implemented a simple compiler covering basic features of the SCOOP language. This compiler is implemented in Eiffel, which allows us to use the EiffelStudio compiler for parsing input programs. The compiler generates SCOOP-Graphs that can then be used directly in the standalone tool.

## 5.2. Running Example: Dining Philosophers

To illustrate the different parts of the formal model and toolchain, and to demonstrate a semantic inconsistency, we will use an expanded version of the dining philosophers program we introduced earlier (Section 2). Here, we provide only the most important excerpts of the SCOOP code, adapted from an official example provided with the SCOOP release [Eif]. The full program is available to download from our toolchain repository [Rep], and further explanations are available on our companion website [Com].

Listing 3 contains the main creation method `make` of the program, which is responsible for creating (i.e. initialising) the forks, as well as the philosophers that will compete for them. Note that both forks and philosophers are created as objects of `separate` type, meaning that all of them have their own, distinct handlers. Each philosopher object points to two fork objects with distinct handlers, and each fork object is pointed to by two philosophers, with the cyclic structure ensured by the left fork of the first philosopher being assigned as the right fork of the final philosopher. Upon the creation of each philosopher, note that its concurrent behaviour is triggered by the separate block `launch_philosopher`, which asynchronously requests the philosopher’s `live` method.

We remark that in D-SCOOP, the programmer would set up different nodes (each running a D-SCOOP instance) manually, before reaching this step. Creating distributed objects then boils down to sending requests across the network to existing remote handlers that have creation methods available to them. In our model of D-SCOOP, we re-interpret this manual intialisation step, instead treating the creation of *any* separate object as the creation of a new node with that new object and handler, i.e. a scenario in which a program is as distributed as possible. In the case of `make`, all the forks and philosophers would be created on their own nodes and communicate across the network.

```

make
  -- Create philosophers and forks
  -- and initiate the dinner.
local
  first_fork, left_fork, right_fork: separate FORK
  a_philosopher: separate PHILOSOPHER
do
  from
    i := 1
    create first_fork.make
    left_fork := first_fork
  until
    i > philosopher_count
  loop
    if i < philosopher_count then
      create right_fork.make

```



```

    else
      right_fork := first_fork
    end
    create a_philosopher.make (i, left_fork, right_fork, round_count)
    launch_philosopher (a_philosopher)
    left_fork := right_fork
    i := i + 1
  end
end

launch_philosopher (philosopher: separate PHILOSOPHER)
  -- Launch a_philosopher.
do
  philosopher.live
end

```

Listing 3: make method for initialising philosophers and forks

Listing 4 contains the `live` method of the `PHILOSOPHER` class, which repeatedly calls a method that is supposed to simulate the philosopher exclusively holding its forks. There exist a number of different ways in which we could try to implement eating. All of them involve separate blocks over forks, but differ over whether the forks are controlled at the same time (“eagerly”) or in sequence (“lazily”), and whether the bodies of the separate blocks request any methods on those forks. Several implementations are provided: (i) `eat_no_statements`, which picks up forks eagerly but does not issue requests in the method body; (ii) `eat`, which is eager and asynchronously issues requests on forks; and (iii) `bad_eat`, which picks up the forks lazily and issues asynchronous commands once they are obtained.

```

live
do
  from
  until
    times_to_eat < 1
  loop
    -- Philosopher `Current.id' waiting for forks.
    eat (left_fork, right_fork)
    --bad_eat
    -- Philosopher `Current.id' has eaten.
    times_to_eat := times_to_eat - 1
  end
end

eat_no_statements (left, right: separate FORK)
  -- Eat
do
end

eat (left, right: separate FORK)
  -- Eat, having acquired `left' and `right' forks.
do
  left.use
  right.use
end

bad_eat
  -- Eat by first getting access to the `left' fork,
  -- then the `right' one.
do
  pickup_left_then_right (left_fork)
end

pickup_left_then_right (left: separate FORK)
do
  pickup_right_and_eat (left, right_fork)
end

pickup_right_and_eat (left, right: separate FORK)
do

```

```

left.use
right.use
end

```

Listing 4: PHILOSOPHER code

Under RQ, both `eat` and `eat_no_statements` reflect valid solutions to the dining philosophers program, with the former being used in an officially provided example program [Eif]. Yet these are examples of developers mixing the programming abstractions of SCOOP with the details of a particular execution model: in their mental models, forks had become synonymous with locks, and the process of entering the separate blocks had become synonymous with simultaneously acquiring them (or specifically, the locks on their request queues). Thus, no two adjacent philosophers can be in their separate blocks at the same time. With the QOQ semantics, however, forks cannot be viewed as locks in this way unless the separate blocks synchronise on them both (i.e. with queries). Since they do not, the programs no longer represent correct solutions to the dining philosophers problem under QOQ, despite still respecting the high-level reasoning guarantees of the SCOOP abstractions. Analogously, acquiring forks in turn can cause `bad_eat` to deadlock under RQ, but not under QOQ (since there is no blocking).

Our semantics comparison workbench aims to uncover discrepancies in idiomatic usages of SCOOP’s abstractions such as these. We later show how general-purpose rules can be used to reveal discrepancies such as the existence of deadlocks, and how specialised rules can be used to reveal discrepancies in program-specific properties, such as implementing dining philosophers correctly. We use combinations of these implementations (lazy and eager; with and without commands) in our evaluation, along with other typical concurrency benchmarks.

### 5.3. SCOOP-GTS

At the heart of our workbench is SCOOP-GTS, our parameterisable formal model for the SCOOP family of semantics, conforming to the general metamodel of Section 4. We implemented the transformation system in GROOVE [GdMR<sup>+</sup>12], a state-of-the-art, general-purpose tool for GTS analyses. The tool provides a GUI that allows us to draw graphs visually, which are then stored in the Graph eXchange Language format, an XML-like language for representing graph structures (designed to facilitate the exchange of graphs between different tools). In addition to the general state space analyses it provides out of the box, GROOVE also supports the visual simulation of individual rule steps, which is invaluable for testing and validating the model.

**SCOOP-Graphs.** We refer to the configuration graphs in SCOOP-GTS as SCOOP-Graphs. Recall that these represent a snapshot of the current state of the handlers. In the context of SCOOP and D-SCOOP, the control flow information subgraph encodes both methods and classes; the handler subgraphs encode object heaps, stack frames, and some queuing structure (RQ or QOQ); and the topology abstraction subgraph consists of (separate) object references, and (in D-SCOOP) information about the nodes that handlers are located on.

Part of a SCOOP-Graph is shown in Figure 8, which depicts the simple control-flow graph of the `eat` method in the lower half, and the state of a handler in the upper half. The control-flow graph itself is static: there are no rules that directly modify these nodes and edges. However, handlers can fire transitions encoded in these control-flow graphs. We model this using an edge labelled `current_state` for each handler that is currently executing a method. As handlers execute actions, they move along the control-flow graphs in the expected way. Note that D-SCOOP control-flow graphs do not contain additional information specific to distributed computing. This is because in terms of the abstractions, programmers can use remote `separate` objects in the same way as those residing on the same node; the only difference is in the topology abstraction.

Note that initial SCOOP-Graphs, such as those generated by our simple compiler, contain only the static control-flow part. There are no edges or nodes related to a particular runtime semantics, and as a result, we can use the same initial graphs for a given program and decide later on the semantics we want to use to simulate the program.

**Control Programs.** Our current rule engine includes around 120 transformation rules covering local computations, execution of commands and queries, runtime management, queueing, and other activities. In most situations, we do not want to explore all possible rule applications. Instead, we often have situations where

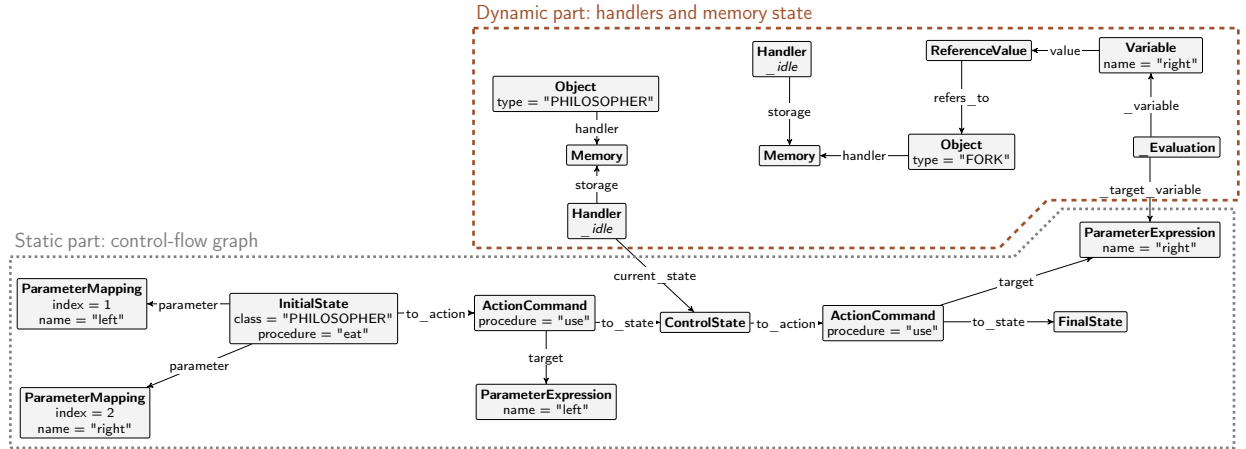


Fig. 8. Control-flow graph for the `eat` method and a handler executing it. The parameter of the `use` (right) command has been evaluated and refers to a fork on a different handler. The static part remains unchanged throughout the simulation, but the handler in the dynamic part moves along the control-flow graph

```

initialize_model;
while (progress & no_error) {
  for each handler p:
    alap handler_local_execution_step(p)+;
    try synchronisation_step;
}
recipe handler_local_execution_step (p){
  try separate_object_creation(p)+;
  else try assignment_to_variable(p)+;
  else try ... ;
  try garbage_collection()+;
}
recipe synchronisation_step(){
  reserve_handlers | dequeue_task | ...;
}
...
// ----- plug in -----
recipe separate_object_creation(p){
  ...
}
...

```

```

// call gts rule for initialisation
// choose handlers under some scheduling strategy
// each handler executes local actions as long as possible
// then try (one) possible global synchronisation step
// try local actions that are possibly applicable
// sequentially try all other possible actions
// do some "garbage collection" to keep the model small
// nondeterministically try to synchronise
// remaining recipes (core functionality)
// provide different implementations for RQ and QoQ
// and parameterise the control program
// remaining recipes that are plugged in

```

Listing 5: Simplified control program (in GROOVE syntax) from the SCOOP-GTS rule engine

we only want to apply a certain (set of) rules. For example, when a handler finishes executing a method, it may be possible that there are leftover nodes and edges in the graph. To clean this up, we provide *bookkeeping* (or *background*) rules. Of course, it makes sense to apply these as soon as possible instead of allowing other rules to be applied (e.g. rules that advance the execution of other handlers) since their effects are local to a handler and independent of all others. One way to ensure a certain order of execution is to design rules such that they can only be applied when we want them to. Here, negative application conditions are commonly used. For example, we could insert a node `CleanupInProgress` when a method execution is finished and place it in all cleanup rules (as a node that needs to be present in order for the rule to match). Similarly, we would add a negative application condition for this node in all other rules (making sure that the rule only gets applied if the graph is *not* in a cleanup state). However, we use this strategy only sparingly in our implementation, since the resulting rules tend to become large and contain many seemingly unrelated nodes.

Fortunately, GROOVE provides another way to restrict rule application orders, namely *control programs*. These programs allow us to specify execution orders and avoid having cluttered rules. The overall effect is that the firing of a transition in the control-flow graph appears to happen *atomically*—regardless of the number of rules involved—meaning that we exclude unnecessary interleavings on local bookkeeping rules. Listing 5 shows a simplified version of the main control program that drives the execution of SCOOP-GTS.

Using these control programs furthermore allows us to perform optimisations, and force particular rule applications when exploring other execution paths would not reveal any additional behaviours. One example occurs when multiple handlers execute local computations (i.e. computations that do not involve separate or remote objects). While all interleavings are possible in the actual runtimes, we do not need the overhead of simulating all of them, since local computations do not involve any interactions between handlers. In SCOOP-GTS, we therefore mark one handler as *active* and advance it as long as possible, until it terminates or a statement involving separate objects is reached. Then, we activate the next handler (in an ordered list of all handlers) and do the same until no handlers are able to execute local computations anymore. At this point, handlers are either idle (i.e. they have finished their execution), or they are at a synchronisation point where other handlers are involved in the next operation. Here, rules involving separate entities are applied in a nondeterministic manner. This way, we ensure that all interleavings that are of interest to us (i.e. interleavings that result in different orders and configurations of the queues) are explored. Thanks to these optimisations, we made it feasible to perform full state-space exploration for small programs like the running example and the ones discussed in Section 6.

**Transformation Rules.** One advantage of a graph representation of is that the graphs can be easier to read (for smaller instances, at least). This is in particularly true for the transformation rules in our system, since they are usually small and perform a simple task. In an earlier prototype without control programs, the rules often contained helper nodes and negative application conditions to make sure a rule is only applied when appropriate. However, in our current implementation we can avoid most of these helper elements and end up with clean, more direct rules. Furthermore, transformation rules are expressive and atomic, with GROOVE able to support the matching of arbitrary-length paths and quantify over substructures.

Figure 9 shows the rule that, when applied, enqueues a request (the green `RemoteCall` node) into a target’s request queue—a similar task to that from our introduction to GTS in Section 3 (but without the anchor node at the tail of the queue). In essence, this rule updates a handler’s `current_state` by moving it across an `ActionCommand` node, which represents either executing a command directly (if the target is handled by the same handler) or issuing an asynchronous request on the target handler. The rule is for the latter case: it matches a different handler (indicated by the `!=` edge) when looking up the target, which is found by following the `target` edge from `ActionCommand` up to the evaluated value and its handler. Since the target is handled by a different handler, the request queue (`WorkQueue`) of the target’s handler is matched and a new `RemoteCall` node is appended to the queue. In the lower part of the rule, parameters are passed by matching all indexed parameters corresponding to the method call and adding parameter nodes to a remote call. These parameter nodes then point directly to the evaluated values. Finally, the `_Evaluation` nodes are removed, as they are no longer needed once the handler has passed the action node in the control graph and the request has been issued.

A second example, shown in Figure 10, shows one of the few additional rules required for implementing D-SCOOP on top of the QOQ semantics. Once all prelocks have been obtained and lock requests sent (indicated by the `_Lock` node and its edges), this rule performs the acknowledgement of the requests on all target handlers by setting the flag `_locked`. Note that the main handler is connected to an initial state via a `_current_state_before_lock` edge. Since this edge label is only used in D-SCOOP related rules, this means that the normal QOQ rules cannot fire and simulate past the initial state. Instead, D-SCOOP rules will match and the whole locking process is simulated. Once this is done (i.e. all locks are obtained and the handler is at a state where no more D-SCOOP related operations need to be performed), the last D-SCOOP rule replaces the `_current_state_before_lock` edge with a “normal” `current_state` edge (as used in QOQ). From this point on, the method execution will be simulated just like a QOQ program.

**Modularity of SCOOP-GTS.** An important part of our formalisation is modularity. In the case of SCOOP, we have three different execution models that share certain properties. For example, local computations, in which no synchronisation is involved, do not behave differently. Instead, we can use the same rules for all semantics. We can achieve this using the previously discussed control programs. We split the programs into a generic root program that covers rules that are used in all runtimes. From these, however, several so-called *recipes* (intuitively: functions over rules) are referenced that differ from runtime to runtime (most notably `synchronisation_step()`, which nondeterministically performs one of the next possible asynchronous tasks, and `garbage_collection()`, which cleans up the graph). Consequently, we have three additional files, each one covering a specific runtime and implementing the same recipes, but using different rules. This way, we can switch runtimes simply by stating which control programs are enabled. Note that it is not necessary to





trying to obtain a lock on the handler of its right fork, but of course, that one is already locked. Since no philosopher gives up a lock, the program cannot proceed. An error rule for deadlock matches the pattern involving the cycle between the control state, handlers executing the method, queue locks (on the handlers of the forks), and variable targets (referencing the already locked fork).

While errors related to the execution model are usually universal (e.g. deadlocks can be expressed in similar ways in all runtimes and are independent of the simulated program), it is also possible that certain programs have further properties that we want to check. For example, in the dining philosophers program with commands (`eat`), none of the execution models produce a deadlock error. However, when executed under QOQ, the program is not a valid implementation of the dining philosophers (since philosophers sharing a fork can enqueue commands to their private subqueues in the fork’s handler at the same time). By creating a custom error rule for this program that matches whenever two handlers are executing the `eat` method (or one of its variants), we can show that this condition arises with the QOQ runtime, but not with the RQ runtime.

**Soundness/Faithfulness of SCOOP-GTS.** Due to the varying levels of detail in the previous formalisations of the execution models (and complete lack of formalisations of their corresponding implementations/runtimes), there is no universal way to formally prove SCOOP-GTS’s faithfulness to them. In the following, we describe the techniques we applied to establish confidence in its soundness despite this challenge. We remark that SCOOP-GTS currently does not support some advanced programming mechanisms of the Eiffel language (e.g. exceptions, agents), but could straightforwardly be extended to cover them.

We were able to conduct expert interviews with the researchers proposing the execution models and the programmers implementing the SCOOP compiler and runtimes (i.e. as part of EiffelStudio), which helped to improve our confidence that SCOOP-GTS faithfully covers their behaviour. Here, SCOOP-GTS’s advantage of being a visually accessible notation was extremely beneficial, as we were able to directly use simulations in GROOVE during the interviews, which were understood and accepted by the interviewees. Before the interviews, we would prepare configurations (graphs) representing interesting scenarios, and would click through rule applications in GROOVE together with the experts. In a sense, our formal model partially mapped to how they would informally sketch the execution models for us on a whiteboard.

In addition, we compared GROOVE simulations of the executions of SCOOP programs (those based on the benchmarks of Section 6) against their actual execution behaviour in the official SCOOP IDE and compiler (both the current release that implements QOQ, and an older one that implemented RQ; for D-SCOOP there is no official release of a compiler/runtime yet as it currently exists only as a research prototype). Again, this augmented our confidence.

Furthermore, we were able to compare the QOQ execution model with the structural operational semantics for QOQ provided in [WNM15]. Unfortunately, the provided semantic rules focus only on a much simplified core, preventing a rigorous bisimulation proof exploiting the algebraic characterisations of GTS. We can, however, straightforwardly implement and simulate them in our model.

Our D-SCOOP model is based on the QOQ model, incorporating an abstraction of the underlying network topology and an implementation of the locking protocol in our model’s scheduler. Again, we compared our model to the informal (but detailed) description in [SPM16], e.g. by testing the simulation of the underlying message exchanges of the locking protocol in our model. Additionally, we interviewed the developer of D-SCOOP based on simulation runs of our model in GROOVE. Regrettably, the only existing formal model of D-SCOOP was not an operational one but rather a “context-sensitive grammar for a language composed of messages on a timeline” [Sch16], thus precluding a direct formal semantic comparison.

**GROOVE Wrapper and SCOOP-Graph Compiler.** SCOOP-GTS is the main outcome of our work and can be used directly with the GROOVE binaries. However, it is tedious to do so, since it requires knowledge about the implementation of SCOOP-GTS. To mitigate this problem, we provide a simple wrapper utility around GROOVE that operates in the domain of SCOOP-GTS. The utility provides a command-line interface to configure and instantiate SCOOP-GTS. It then uses GROOVE to run the state-space exploration. As opposed to GROOVE itself, which provides generic output, we can parse the final states and check for the existence of `Error` nodes and other properties of the graph. Finally, these findings are reported. In addition to this scenario, we also use the wrapper utility for testing purposes and for generating the benchmark results that are presented in this paper.

While not part of the current distribution, we also implemented a simple compiler that translates SCOOP programs into SCOOP-Graphs. This helps make all aspects of the toolchain practical, since we do not have to



specify initial graphs manually nor annotate the source code. Instead, we can use unmodified code to generate graphs and verify concurrency properties. The compiler is implemented in Eiffel on top of the EiffelStudio<sup>5</sup> compiler, and is currently being integrated into a research branch of the IDE [TFNM11]. As the control flow information can be mapped directly back to the source code, we can provide feedback on the analyses to the programmer based on concrete lines of code.

## 6. Tool Case Studies and Evaluation

In this section, we present an evaluation of our toolchain. We apply it to a selection of SCOOP benchmarks consisting of small, self-contained programs that represent idiomatic usages of the language’s concurrency abstractions. By simulating these programs using SCOOP-GTS and GROOVE, we show that it is feasible to explore the full state-spaces of such a benchmark set and check the consistency of properties across different execution models.

**Benchmark Selection.** Our aim was to devise a set of representative programs that cover typical usages of SCOOP’s concurrency mechanisms. In order to be able to explore the full state-spaces, these programs were selected with the capabilities of the workbench in mind: even though our GTS rules and control programs limit the amount of unnecessary interleaving, larger programs will still suffer from the state-space explosion problem. We therefore based our benchmark programs on the official, documented SCOOP examples [Eif] and some classical synchronisation problems. We implemented these programs in SCOOP, and used our compiler to automatically generate the corresponding initial graphs, i.e. encoding the control-flow of the original programs. Everything necessary to reproduce the benchmarks in this section is available from our online repository [Rep].

We selected the following programs: dining philosophers (as presented in Section 5) with its two implementations for picking up forks that exploited the implicit locking of RQ (eagerly, by picking them atomically, or lazily, by picking them in sequence—`eat` and `bad_eat` from Listing 4 respectively); another two variants of the dining philosophers without any commands in the separate blocks; single-element producer consumer, which uses a mixture of commands, queries, and wait conditions; and finally, barbershop and dining savages (adapter from “The Little Book of Semaphores” [Dow]), both of which use a similar mix of features. These programs cover different usages of SCOOP’s language mechanisms and are well-understood examples in concurrent programming. Note that while our compiler supports inheritance by flattening the used classes, these examples do not use inheritance; in particular, no methods from the implicitly inherited class `ANY` are used. By not translating these methods into the initial graphs, we obtain considerably smaller graphs (which impacts the exploration speed, but not the sizes of the generated transition systems).

Table 1 summarises metrics for the mentioned programs, where the columns are reported as follows:

**Initial Graph.** Name of the program that is executed. These initial graphs are direct outputs from the compiler without further modifications. Since the initial graphs consist only of the control-flow graphs (i.e. the static part of a SCOOP-Graph), there are no differences between the individual runtimes: all of them start with the same initial graph, but once we select the control programs and transformation rules, the evolution of the graph reflects the selected runtime’s behaviour.

**Runtime.** Parameterised SCOOP semantics: RQ, QOQ, or D-SCOOP. Each semantics has its own control programs and transformation rules (with shared elements). The wrapper utility allows us to select the execution model that should be used via a simple command-line switch.

**Configurations.** The number of proper configurations in the exploration. Note that in this context, a state is counted whenever a full local execution step or synchronisation step (cf. Listing 5) is applied. Intermediate states obtained by individual rule applications are not counted. However, they can still be reported using the wrapper. As a result of counting only high level steps, this number indicates the amount of concurrency that takes place, since the difference in branching comes at synchronisation points only.

**Transitions.** The raw number of applications of individual rules. This includes rule applications that set the graph in a temporary state (i.e. a state that requires additional rule applications before it becomes a configuration as described above).

<sup>5</sup> <https://www.eiffel.com/eiffelstudio/>

**Initial Graph Size and Final Graph Size.** The sizes in terms of nodes and edges for each program. Since the translated programs do not depend on the SCOOP semantics that is later applied, the initial graph sizes are the same across each semantics for a given program.

**Time.** Wall clock time and standard deviation.

**Memory.** Memory usage and standard deviation. Here, we report the peak amount of memory used by the Java VM executing the exploration process.

To obtain the results, we used the most recent version of our compiler and wrapper [Rep] at the time of writing. Furthermore, we used GROOVE 5.5.6, also the most recent version available. The time and memory values are the means of five runs. All experiments were carried out on a notebook with an Intel Core i7-4810MQ CPU and 16 GB of main memory. We used the OpenJDK 1.8 Java VM with the `-Xmx 14g` option.

**Benchmark Results.** The results of the evaluation are reported in Table 1. We performed full state-space exploration for all combinations of the programs and execution models.

Since initial graphs are completely independent of the chosen semantics, the initial graph sizes within each program are the same. The initial graph sizes increase linearly with the size of the translated input program. The final sizes of the graphs are, however, larger, since the graphs now contain the dynamic part of the state, and its related components such as handlers, objects, and queues. The final states of a given program also differ across the semantics due to the different topologies and representations of queues, for example. In order to keep the graph sizes down, we use “garbage collection” rules, which remove edges and nodes that are no longer needed during execution (i.e. the results of intermediate computations). However, note that we do not perform real garbage collection. For example, unreachable objects are not removed, and the graph size increases linearly with the number of created objects.

The number of configurations gives us an insight into how the different semantics behave, since this column only counts proper steps in the exploration. Differences between these numbers arise from different branching at synchronisation points, thus the number of configurations is an indicator as to how much concurrency the semantics allows. However, it is important to note that it is not a simple matter of “higher is better”. When comparing RQ and QOQ, we observe that QOQ produces more configurations, agreeing with our intuition that QOQ allows more concurrency (or, in the context of SCOOP-GTS, more branching at synchronisation points). However, we can also see that using D-SCOOP results in more configurations. In this case, this is due to the fact that D-SCOOP is more complex due to the additional (pre)locking protocol on top of QOQ.

The time and memory columns show the raw power requirements of our toolchain. The number of configurations is, unsurprisingly, particularly sensitive to programs with many handlers and only asynchronous commands (e.g. dining philosophers). Programs that also use synchronous queries (e.g. producer-consumer) scale much better, since queries force synchronisation once they reach the front of the queue. We note again that our aim was to facilitate automatic analyses of representative SCOOP programs that covered the different usages of the language mechanisms, rather than optimised verification techniques for production-level software. The results suggest that for this objective, on benchmarks of the size we considered, the toolchain scales well enough to be practical.

**Error Rules / Discrepancies Detected.** In our evaluation of the various dining philosophers implementations, we were able to detect that the lazy implementation (Listing 4) can result in deadlock under the RQ model, but not under QOQ or D-SCOOP. This was achieved by using error rules that match circular waiting dependencies (such as the one exemplified by Figure 11). In case a deadlock occurs that is not matched by these rules, we can still detect that the execution is stuck and report a generic error, after which we manually inspect the resulting configuration. While such error rules are useful for analysing SCOOP-Graphs in general, it is also useful to define rules that match when certain program-specific properties hold. For example, if we take a look at the eager implementation of the dining philosophers (Listing 4) and its executions under RQ, QOQ, and D-SCOOP, we find that the program cannot deadlock under any one of them. This does not prove, however, that the implementation actually solves the dining philosophers problem under all semantics. To check this, we defined an error rule that matches if and only if two adjacent philosophers are in their separate blocks at the same time, which is impossible if forks are treated as locks (as they implicitly are under RQ). This rule matches only under the QOQ and D-SCOOP semantics, highlighting that under these semantics, the program is no longer a solution to the dining philosophers problem. (We remark that it can be “ported” to QOQ and D-SCOOP by replacing the commands on forks with queries, which force the waiting.)

Table 1. Evaluation results (graph size and final graph size given as number of nodes/number of edges, time in seconds, memory in GB, and the latter two with standard deviation in seconds and GB respectively)

Initial Graph	Runtime	Configurations	Transitions	Graph Size	Final Size	Time [std]	Memory [std]
DP 2 eager (no commands)	QoQ	443	6135	254 / 395	300 / 473	5.380 [0.199]	0.582 [0.000]
	RQ	442	6010	254 / 395	300 / 473	5.409 [0.082]	0.580 [0.000]
	DSCOOP	1247	16313	254 / 395	304 / 477	12.968 [0.581]	0.684 [0.020]
DP 2 eager	QoQ	5863	75818	226 / 343	282 / 456	25.579 [0.862]	1.744 [0.019]
	RQ	4219	54441	226 / 343	261 / 396	18.270 [0.657]	1.677 [0.092]
	DSCOOP	13046	166399	226 / 343	265 / 400	52.979 [0.566]	2.647 [0.163]
DP 2 lazy (no commands)	QoQ	919	11935	250 / 387	296 / 465	9.664 [0.447]	0.644 [0.015]
	RQ	868	11211	250 / 387	325 / 541	9.138 [0.624]	0.641 [0.012]
	DSCOOP	2303	28676	250 / 387	331 / 560	21.411 [0.496]	1.020 [0.011]
DP 2 lazy	QoQ	9609	123583	221 / 334	256 / 387	40.891 [0.776]	2.447 [0.196]
	RQ	5679	72692	221 / 334	288 / 470	23.548 [0.807]	1.971 [0.131]
	DSCOOP	18874	237124	221 / 334	294 / 489	73.001 [0.890]	3.388 [0.214]
DP 3 eager (no commands)	QoQ	3286	45152	254 / 395	316 / 499	35.986 [1.055]	1.529 [0.002]
	RQ	3269	43967	254 / 395	316 / 499	35.124 [0.867]	1.728 [0.032]
	DSCOOP	14867	192100	254 / 395	322 / 505	147.302 [6.960]	3.933 [0.202]
DP 3 eager	QoQ	227797	2924382	226 / 343	302 / 492	1480.638 [40.989]	13.830 [0.241]
	RQ	99198	1270216	226 / 343	277 / 422	436.354 [5.107]	11.491 [0.301]
	DSCOOP	523513	6633232	226 / 343	283 / 428	2726.030 [40.534]	13.785 [0.168]
DP 3 lazy (no commands)	QoQ	11774	151526	250 / 387	312 / 491	115.693 [3.137]	3.995 [0.032]
	RQ	10877	139216	250 / 387	355 / 604	109.221 [2.352]	3.549 [0.088]
	DSCOOP	47710	597564	250 / 387	364 / 632	474.863 [8.735]	7.896 [0.272]
DP 3 lazy	QoQ	444689	5684103	221 / 334	272 / 413	2424.935 [92.014]	13.934 [0.067]
	RQ	170249	2166740	221 / 334	319 / 536	1090.135 [29.512]	13.887 [0.125]
	DSCOOP	1288663	16176547	221 / 334	278 / 421	5999.547 [56.999]	13.963 [0.188]
barbershop	QoQ	54325	702611	302 / 466	346 / 538	488.813 [2.994]	8.252 [0.142]
	RQ	38509	494491	302 / 466	346 / 538	342.980 [3.825]	7.096 [0.244]
	DSCOOP	179392	2270388	302 / 466	350 / 542	1954.988 [36.668]	13.772 [0.071]
PC 5	QoQ	12366	156210	307 / 476	353 / 548	135.797 [4.408]	3.417 [0.110]
	RQ	4085	51283	307 / 476	353 / 548	45.107 [2.377]	2.080 [0.137]
	DSCOOP	23174	286641	307 / 476	356 / 551	246.470 [3.795]	5.201 [0.168]
PC 20	QoQ	50286	632820	307 / 476	398 / 593	575.061 [30.652]	7.719 [0.353]
	RQ	12890	159958	307 / 476	398 / 593	141.640 [3.734]	4.318 [0.098]
	DSCOOP	90434	1113531	307 / 476	401 / 596	997.760 [27.277]	10.961 [0.383]
dining savages	QoQ	79398	1008596	410 / 631	459 / 716	1240.665 [36.165]	11.738 [0.397]
	RQ	35361	448576	410 / 631	459 / 716	530.563 [24.885]	7.120 [0.081]
	DSCOOP	303678	3789448	410 / 631	473 / 751	5094.824 [35.232]	13.925 [0.131]

To summarise, we can distinguish between two kinds of rules for detecting errors and discrepancies: (i) rules that match generic criteria, but depend on the details of the execution model (e.g. cyclic deadlock conditions with locked handlers in the RQ model); and (ii) program-specific rules that match conditions specific to the program that is simulated (e.g. match when two adjacent philosophers are eating at the same time). By systematically defining combinations of these kinds of rules for our benchmark programs and execution models, our workbench can provide a richer comparison.

## 7. Related Work

We briefly describe some related work closest to the overarching themes of our paper: frameworks for semantic analyses, GTS models for concurrent asynchronous programs, and verification techniques for SCOOP.

**Frameworks for Semantic Analysis.** The closest approach in spirit to ours is the work on the  $\mathbb{K}$  framework [LSR12, RS10]. It consists of the  $\mathbb{K}$  concurrent rewrite abstract machine and the  $\mathbb{K}$  technique. One can think of  $\mathbb{K}$  as domain specific language for implementing programming languages with a special focus on semantics. It was recently successfully applied to give comprehensive semantics to Java [BR15b] and JavaScript [PcR15]. Both  $\mathbb{K}$  and our workbench have the same user group (programming language designers and researchers) and focus on formalising semantics and analysing programs based on this definition. We both have “modularity” as a principal goal, but in a contrasting sense: our modularity is in the form of a semantic plug-in mechanism for parameterising different model components (e.g. storage, synchronisation, network topology), whereas  $\mathbb{K}$  focuses on modularity with respect to language feature reuse. In contrast to our approach,  $\mathbb{K}$  targets the whole language toolchain, including the possibility to define a language and automatically generate parsers and a runtime simulator for testing the formalisation. Based on the formal power of *Maude*’s conditional rewriting logic,  $\mathbb{K}$  also offers axiomatic models for formally reasoning about programs, and offers the possibility to define complex static semantic features, e.g. advanced typing and meta-programming.

Despite having similar underlying theoretical power ( $\mathbb{K}$ ’s rewriting is similar to “jungle rewriting” graph grammars [SR12]), SCOOP-GTS models make the graph-like interdependencies between concurrently running handlers (or threads of execution) a first-class element of the model. This is an advantage for analyses of concurrent asynchronous programs, as many concurrency properties can straightforwardly be reduced to graph properties (e.g. deadlocks as wait-cycles). Our explicit GTS model also allows us to compare program executions under different semantics, which is not a targeted feature of  $\mathbb{K}$ . We also conjecture that our diagrammatic notations are easier for software engineers to grasp than purely algebraic and axiomatic formalisations.

**Semantic Analysis of Memory Models.** Memory models are crucial for defining the correctness of concurrent shared memory platforms and programming languages. There is a large body of work targeting formalisations (e.g. axiomatic models as in [MHMS<sup>+</sup>12], operational models as in [NMS16]) and reasoning about these memory models’ power (e.g. [HKV97]). A recent axis of work, e.g. in [WBSC17, MAM10], targets the generation of litmus tests that formalise the differences between memory models of the C language family (including GPU programming). In our formal setting of asynchronous distributed programs, e.g. SCOOP, which is guaranteed to be data race free, memory models do not play as prominent a role for program analysis. However, providing a hands-on notion of semantic differences via a set of example programs (i.e. litmus tests) is close in spirit to our workbench’s general goal of making semantics more accessible to the programmer.

**GTS Models for Concurrent Asynchronous Programs.** Formalising and analysing concurrent object-oriented programs with GTS-based models is an emerging trend in software specification and analysis, especially for approaches rooted in practice. See [Ren10] for a good discussion—based on a lot of personal experience—on the general appropriateness of GTS for this task.

In recent decades, conditional rewriting logic has become a reference formalism for concurrency models; we refer to [Mes92] and its recent update [Mes12] for details. While having a comparable expressive power, our decision to use GTS and GROOVE as our state-space exploration tool led us to an easily accessible, generic, and parameterisable semantic model and toolchain that executes in acceptable time on our representative SCOOP examples.

Closest to our SCOOP-GTS model is the QDAS model presented in [GHR15]: an asynchronous, concurrent, waiting queue based GTS model with *global memory*, for verifying programs written in Grand Central Dispatch [GCD]. Despite the formal work, there is not yet a compiler for transforming Grand Central Dispatch programs into configurations for the GTS model. Furthermore, the model was not designed with modularity of semantic components in mind.

The Creol model of [JOY06] focuses on asynchronous concurrent models but without more advanced remote calls via queues as needed for SCOOP. Analysis of the model can be done via an implementation in *Maude* [JOA05].

Several approaches exist for analysing programs based on the actor model [Agh86], e.g. Erlang [AVW96] (see also the discussion in Section 4). Most approaches rely on reasoning about a program’s correctness on an abstract level, e.g. as in [SM16] or [DGM14], and do not focus on comparing executions under different semantics.

There are a number of GTS-based models for Java, but they only translate the code to a typed graph similar to the control-flow subgraph of SCOOP-GTS [CDFR04, RZ09]. A different approach is taken by [FFR07], which abstracts a GTS-based model for concurrent object-oriented systems [FR05] to a finite state model that can be verified using the SPIN model checker. However, despite the intention to build generic frameworks for the specification, analysis, and verification of object-oriented concurrent programs, e.g. in [DDF<sup>+</sup>05, ZR11], there are no publicly available tools implementing this long-term goal that are powerful enough for SCOOP.

GROOVE itself was already used for verifying concurrent distributed algorithms on an abstract GTS level [GdMR<sup>+</sup>12], but not on an execution model level as in our approach. Similar in spirit are GTS based models for ad-hoc broadcasting networks, e.g. in [DSZ12], which target complex dynamic topologies of the participating distributed processes but only provide high-level abstractions of the participating processes (e.g. by state machines). However, our approach’s generic topology abstraction could easily combine these sophisticated, dynamic communication networks with powerful low-level semantic models of the participating processes to gain a better understanding of distributed systems from the bottom-up.

**SCOOP Analysis / Verification.** Various analyses for SCOOP programs have been proposed, including: using a SCOOP virtual machine for checking temporal properties [OTHS09]; checking Coffman’s deadlock conditions using an abstract semantics [CM17]; and statically checking code annotated with locking orders for the absence of deadlock [WNM10]. In contrast to our work, these approaches are tied to particular (and now obsolete) execution models, and do not operate on (unannotated) source code.

The complexity of other semantic models of SCOOP led to scalability issues when attempting to leverage existing analysis and verification tools. In [BPJ07], SCOOP programs were hand-translated to models in the process algebra CSP to perform, for example, deadlock analysis; but the leading CSP tools at the time could not cope with these models and a new tool was purpose-built to analyse them (but is no longer available online). In a deadlock detection benchmark for the *Maude* formalisation of SCOOP under RQ [MSNM13], the tool was not able to give verification results in any reasonable time (i.e. less than one day) even for simple programs like dining philosophers<sup>6</sup>; our benchmarks compare quite favourably to this. Note that since our work focuses more on semantic modelling and comparisons than it does on the underlying model checking algorithms, we did not yet evaluate GROOVE’s generic bounded model checking algorithms for temporal logic properties on our SCOOP-GTS models.

## 8. Conclusion

We proposed and constructed a semantics comparison workbench for SCOOP, a concurrent, asynchronous, and distributed programming language based on message-passing, and used it to compare behavioural and safety properties of programs under different execution models. We constructed the workbench by applying the following general steps: (i) derive a graph-based, compositional metamodel to which the family of execution models or semantics all conform; (ii) formalise the different semantics as GTS rules and control programs (strategies) in GROOVE, exploiting modularity and semantic parameterisation to obtain versatile and extensible models; (iii) test the formalisations by comparing simulations in GROOVE against the actual implementations; (iv) ensure soundness by evaluating the rules in expert interviews, and where possible,

<sup>6</sup> From personal communication with the researchers behind this benchmark.

formally relating any existing semantics to the GTS rules and strategies; (v) express generic safety properties (e.g. “this will not deadlock”) and benchmark-specific properties (e.g. “adjacent philosophers will not eat at the same time”) as special error rules, that match only when a state violates the property; (vi) apply the GTS model checking engine of GROOVE to check whether error rules are applied consistently (or not) for a program under different semantics.

We presented a compositional semantics metamodel for SCOOP, and used it to construct SCOOP-GTS, a formalisation in GROOVE that covered the principal execution models of the language and a recent extension for distributed programming. We highlighted how common components could be used modularly across semantics, and how the components that differed (e.g. request queues and synchronisation) could be “plugged-in” by exploiting the modelling power of GTS and control programs in GROOVE. We built a wrapper for GROOVE that automates the translation of SCOOP source code into an initial configuration (i.e. a graph), triggers its GTS state-space exploration algorithms, and reports to the user differences between the state-spaces under different semantics (e.g. number of transitions, graph sizes) as well as any error rule applications detected. We applied the wrapper to a set of SCOOP benchmark programs representing idiomatic usages of its abstractions, and detected a behavioural and deadlock-related discrepancy between the principal execution models, suggesting the usefulness of the workbench for comparing different semantics.

We are currently working on extending SCOOP-GTS to cover some more advanced and esoteric features of SCOOP and D-SCOOP (e.g. exception handling [MNM12], compensation [SPM16], passive handlers [MNM14]), and plan to extend the benchmark set to produce a comprehensive conformance test suite for the SCOOP family of semantics. We are continuing to look for ways of refactoring SCOOP-GTS to improve performance and broaden the class of programs it can handle practically, noting the impact that the shapes of rules and control programs can have on GROOVE’s running time [ZR14]. We also plan to explore the feasibility of applying formal GTS program logics (e.g. [HP09, PP12]) to our GROOVE models, in order to prove general properties of the execution models. Many properties of interest in SCOOP-GTS involve arbitrarily long paths and cycles (e.g. for defining general cyclic deadlocks), which require reasoning systems able to handle monadic second-order graph properties, e.g. [PP14].

A more general line of future work would focus on the shape of SCOOP-Graphs in the state spaces generated by SCOOP-GTS. Insights here would help us to devise better abstraction techniques (along the lines of [BR15a]), which we could use to implement more efficient verification algorithms, and which could help us to visualise the influence of different semantic components on SCOOP-Graphs. Furthermore, we plan to build semantics comparison workbenches for other message-passing (or actor-like) concurrent and distributed programming languages in order to properly assess how effectively our approach generalises beyond SCOOP. It would be particularly interesting if we could compare not only different execution models, but also different programming abstractions across multiple languages, all within one unified formalisation.

**Acknowledgements.** This work extends the research reported in our FASE 2016 paper [CHP16], which was partially funded by ERC Grant CME #291389.

## References

- [Agh86] Gul Agha. *ACTORS: A Model of Concurrent Computation in Distributed Systems*. MIT Press, 1986.
- [AVW96] Joe Armstrong, Robert Virding, and Mike Williams. *Concurrent Programming in ERLANG*. Prentice Hall, 2nd edition, 1996.
- [BCC<sup>+</sup>05] Lilian Burdy, Yoonsik Cheon, David R. Cok, Michael D. Ernst, Joseph R. Kiniry, Gary T. Leavens, K. Rustan M. Leino, and Erik Poll. An overview of JML tools and applications. *International Journal on Software Tools for Technology Transfer*, 7(3):212–232, 2005.
- [BPJ07] Phillip J. Brooke, Richard F. Paige, and Jeremy L. Jacob. A CSP model of Eiffel’s SCOOP. *Formal Aspects of Computing*, 19(4):487–512, 2007.
- [BR15a] Peter Backes and Jan Reineke. Analysis of infinite-state graph transformation systems by cluster abstraction. In *Proc. VMCAI 2015*, volume 8931 of *LNCS*, pages 135–152. Springer, 2015.
- [BR15b] Denis Bogdanas and Grigore Rosu. K-Java: A complete semantics of Java. In *Proc. POPL 2015*, pages 445–456. ACM, 2015.
- [CDFR04] Andrea Corradini, Fernando Luís Dotti, Luciana Foss, and Leila Ribeiro. Translating Java code to graph transformation systems. In *Proc. ICGT 2004*, volume 3256 of *LNCS*, pages 383–398. Springer, 2004.
- [CHP16] Claudio Corrodi, Alexander Heußner, and Christopher M. Poskitt. A graph-based semantics workbench for concurrent asynchronous programs. In *Proc. FASE 2016*, volume 9633 of *LNCS*, pages 31–48. Springer, 2016.

- [CM17] Georgiana Caltais and Bertrand Meyer. On the verification of SCOOP programs. *Science of Computer Programming*, 133:194–215, 2017.
- [Cod17] Code Contracts. <https://www.microsoft.com/en-us/research/project/code-contracts/>, accessed: October 2017.
- [Com] Companion website. <https://ccorrodi.bitbucket.io/scoopgraphs/>.
- [CS10] Maria Christakis and Konstantinos Sagonas. Static detection of race conditions in Erlang. In *Proc. PADL 2010*, pages 119–133. Springer, 2010.
- [DDF<sup>+</sup>05] Fernando Luís Dotti, Lucio Mauro Duarte, Luciana Foss, Leila Ribeiro, Daniela Russi, and Osmar Marchi dos Santos. An environment for the development of concurrent object-based applications. In *Proc. GraBaTs 2004*, volume 127 of *ENTCS*, pages 3–13. Elsevier, 2005.
- [DGM14] Ankush Desai, Pranav Garg, and P. Madhusudan. Natural proofs for asynchronous programs using almost-synchronous reductions. In *Proc. OOPLA 2014*, pages 709–725. ACM, 2014.
- [Dow] Allen B. Downey. The Little Book of Semaphores. <http://greenteapress.com/semaphores/>. Accessed: October 2017.
- [DSZ12] Giorgio Delzanno, Arnaud Sangnier, and Gianluigi Zavattaro. Verification of ad hoc networks with node and communication failures. In *Proc. FMOODS/FORTE 2012*, volume 7273 of *LNCS*, pages 235–250. Springer, 2012.
- [EEPT06] Hartmut Ehrig, Karsten Ehrig, Ulrike Prange, and Gabriele Taentzer. *Fundamentals of Algebraic Graph Transformation*. Monographs in Theoretical Computer Science. An EATCS Series. Springer, 2006.
- [Eif] Eiffel Documentation: Concurrent Eiffel with SCOOP. <https://www.eiffel.org/doc/solutions/Concurrent%20programming%20with%20SCOOP>. Accessed.: October 2017.
- [FFR07] Ana Paula Lüdtke Ferreira, Luciana Foss, and Leila Ribeiro. Formal verification of object-oriented graph grammars specifications. In *Proc. GT-VC 2006*, volume 175 of *ENTCS*, pages 101–114. Elsevier, 2007.
- [FR05] Ana Paula Lüdtke Ferreira and Leila Ribeiro. A graph-based semantics for object-oriented programming constructs. In *Proc. CTCS 2004*, volume 122 of *ENTCS*, pages 89–104. Elsevier, 2005.
- [GCD] Grand Central Dispatch (GCD) Reference. <https://developer.apple.com/reference/dispatch>. Accessed: October 2017.
- [GdMR<sup>+</sup>12] Amir Hossein Ghamarian, Maarten de Mol, Arend Rensink, Eduardo Zambon, and Maria Zimakova. Modelling and analysis using GROOVE. *International Journal on Software Tools for Technology Transfer*, 14(1):15–40, 2012.
- [GHR15] Gilles Geeraerts, Alexander Heußner, and Jean-François Raskin. On the verification of concurrent, asynchronous programs with waiting queues. *ACM Transactions on Embedded Computing Systems*, 14(3):58, 2015.
- [HKV97] Lisa Higham, Jalal Kawash, and Nathaly Verwaal. Defining and comparing memory consistency models. In *Proc. PDCS 1997*, pages 349–356, 1997.
- [HP09] Annegret Habel and Karl-Heinz Pennemann. Correctness of high-level transformation systems relative to nested conditions. *Mathematical Structures in Computer Science*, 19(2):245–296, 2009.
- [HPCM15] Alexander Heußner, Christopher M. Poskitt, Claudio Corrodi, and Benjamin Morandi. Towards practical graph-based verification for an object-oriented concurrency model. In *Proc. GaM 2015*, volume 181 of *EPTCS*, pages 32–47, 2015.
- [JOA05] Einar Broch Johnsen, Olaf Owe, and Eyvind W. Axelsen. A run-time environment for concurrent objects with asynchronous method calls. In *Proc. WRLA 2004*, volume 117 of *ENTCS*, pages 375–392. Elsevier, 2005.
- [JOY06] Einar Broch Johnsen, Olaf Owe, and Ingrid Chieh Yu. Creol: A type-safe object-oriented model for distributed concurrent systems. *Theoretical Computer Science*, 365(1-2):23–66, 2006.
- [KQCM09] David Kitchin, Adrian Quark, William R. Cook, and Jayadev Misra. The Orc programming language. In *Proc. FMOODS/FORTE 2009*, volume 5522 of *LNCS*, pages 1–25. Springer, 2009.
- [LSR12] Dorel Lucanu, Traian-Florin Serbanuta, and Grigore Rosu.  $\mathbb{K}$  framework distilled. In *Proc. WRLA 2012*, volume 7571 of *LNCS*, pages 31–53. Springer, 2012.
- [MAM10] Sela Mador-Haim, Rajeev Alur, and Milo M. K. Martin. Generating litmus tests for contrasting memory consistency models. In *Proc. CAV 2010*, volume 6174 of *LNCS*, pages 273–287. Springer, 2010.
- [Mes92] José Meseguer. Conditioned rewriting logic as a united model of concurrency. *Theoretical Computer Science*, 96(1):73–155, 1992.
- [Mes12] José Meseguer. Twenty years of rewriting logic. *Journal of Logic and Algebraic Programming*, 81(7-8):721–781, 2012.
- [Mey93] Bertrand Meyer. Systematic concurrent object-oriented programming. *Communications of the ACM (CACM)*, 36(9):56–80, 1993.
- [Mey97] Bertrand Meyer. *Object-Oriented Software Construction*. Prentice Hall, 2nd edition, 1997.
- [MHMS<sup>+</sup>12] Sela Mador-Haim, Luc Maranget, Susmit Sarkar, Kayvan Memarian, Jade Alglave, Scott Owens, Rajeev Alur, Milo M. K. Martin, Peter Sewell, and Derek Williams. An axiomatic memory model for power multiprocessors. In *Proc. CAV 2012*, volume 7385 of *LNCS*, pages 495–512. Springer, 2012.
- [MNM12] Benjamin Morandi, Sebastian Nanz, and Bertrand Meyer. Who is accountable for asynchronous exceptions? In *Proc. APSEC 2012*, pages 462–471. IEEE, 2012.
- [MNM14] Benjamin Morandi, Sebastian Nanz, and Bertrand Meyer. Safe and efficient data sharing for message-passing concurrency. In *Proc. COORDINATION 2014*, volume 8459 of *LNCS*, pages 99–114. Springer, 2014.
- [MSNM13] Benjamin Morandi, Mischael Schill, Sebastian Nanz, and Bertrand Meyer. Prototyping a concurrency model. In *Proc. ACSD 2013*, pages 170–179. IEEE, 2013.
- [Nie07] Piotr Nienaltowski. *Practical framework for contract-based concurrent object-oriented programming*. Doctoral dissertation, ETH Zürich, 2007.
- [NMS16] Kyndylan Nienhuis, Kayvan Memarian, and Peter Sewell. An operational semantics for C/C++11 concurrency. In *Proc. OOPSLA 2016*, pages 111–128. ACM, 2016.



- [OTHS09] Jonathan S. Ostroff, Faraz Ahmadi Torshizi, Hai Feng Huang, and Bernd Schoeller. Beyond contracts for concurrency. *Formal Aspects of Computing*, 21(4):319–346, 2009.
- [PcR15] Daejun Park, Andrei Ştefănescu, and Grigore Roşu. KJS: A complete formal semantics of JavaScript. In *Proc. PLDI 2015*, pages 346–356. ACM, 2015.
- [Plu12] Detlef Plump. The design of GP 2. In *Proc. WRS 2011*, volume 82 of *Electronic Proceedings in Theoretical Computer Science*, pages 1–16, 2012.
- [PP12] Christopher M. Poskitt and Detlef Plump. Hoare-style verification of graph programs. *Fundamenta Informaticae*, 118(1-2):135–175, 2012.
- [PP14] Christopher M. Poskitt and Detlef Plump. Verifying monadic second-order properties of graph programs. In *Proc. ICGT 2014*, volume 8571 of *LNCS*, pages 33–48. Springer, 2014.
- [Ren10] Arend Rensink. The edge of graph transformation - graphs for behavioural specification. In *Graph Transformations and Model-Driven Engineering*, volume 5765 of *LNCS*, pages 6–32. Springer, 2010.
- [Rep] Source code repository. <https://bitbucket.org/ccorrodi/scoopworkbench>.
- [Roz97] Grzegorz Rozenberg, editor. *Handbook of Graph Grammars and Computing by Graph Transformation: Volume I. Foundations*. World Scientific, 1997.
- [RS10] Grigore Rosu and Traian-Florin Serbanuta. An overview of the K semantic framework. *Journal of Logic and Algebraic Programming*, 79(6):397–434, 2010.
- [RZ09] Arend Rensink and Eduardo Zambon. A type graph model for Java programs. In *Proc. FMOODS 2009*, volume 5522 of *LNCS*, pages 237–242. Springer, 2009.
- [Sch16] Mischael Schill. Unified interference-free parallel, concurrent and distributed programming, 2016. Dissertation, ETH Zürich, No. 24002.
- [SFBE10] Hans Svensson, Lars-Åke Fredlund, and Clara Benac Earle. A unified semantics for future Erlang. In *Proceedings of the 9th ACM SIGPLAN Workshop on Erlang, Erlang '10*, pages 23–32. ACM, 2010.
- [SM16] Alexander J. Summers and Peter Müller. Actor services. In *Proc. ESOP 2016*, volume 9632 of *LNCS*, pages 699–726. Springer, 2016.
- [SPM16] Mischael Schill, Christopher M. Poskitt, and Bertrand Meyer. An interference-free programming model for network objects. In *Proc. COORDINATION 2016*, volume 9686 of *LNCS*, pages 227–244. Springer, 2016.
- [SR12] Traian-Florin Serbanuta and Grigore Rosu. A truly concurrent semantics for the K framework based on graph transformations. In *Proc. ICGT 2012*, volume 7562 of *LNCS*, pages 294–310. Springer, 2012.
- [TFNM11] Julian Tschannen, Carlo A. Furia, Martin Nordio, and Bertrand Meyer. Usable verification of object-oriented programs by combining static and dynamic techniques. In *Proc. SEFM 2011*, volume 7041 of *LNCS*, pages 382–398. Springer, 2011.
- [TOPC09] Faraz Ahmadi Torshizi, Jonathan S. Ostroff, Richard F. Paige, and Marsha Chechik. The SCOOP concurrency model in Java-like languages. In *Proc. CPA 2009*, volume 67 of *Concurrent Systems Engineering Series*, pages 7–27. IOS Press, 2009.
- [WBSC17] John Wickerson, Mark Batty, Tyler Sorensen, and George A. Constantinides. Automatically comparing memory consistency models. In *Proc. POPL 2017*, pages 190–204. ACM, 2017.
- [WNM10] Scott West, Sebastian Nanz, and Bertrand Meyer. A modular scheme for deadlock prevention in an object-oriented programming model. In *Proc. ICFEM 2010*, volume 6447 of *LNCS*, pages 597–612. Springer, 2010.
- [WNM15] Scott West, Sebastian Nanz, and Bertrand Meyer. Efficient and reasonable object-oriented concurrency. In *Proc. ESEC/FSE 2015*, pages 734–744. ACM, 2015.
- [ZR11] Eduardo Zambon and Arend Rensink. Using graph transformations and graph abstractions for software verification. In *Proc. ICGT-DS 2010*, volume 38 of *ECEASST*, 2011.
- [ZR14] Eduardo Zambon and Arend Rensink. Solving the N-Queens problem with GROOVE – towards a compendium of best practices. In *Proc. GT-VMT 2014*, volume 67 of *ECEASST*, 2014.