

Practical Integer Overflow Prevention

Paul Muntean, Jens Grossklags, and Claudia Eckert
{paul.muntean, jens.grossklags, claudia.eckert}@in.tum.de
Technical University of Munich

Abstract—Integer overflows in commodity software are a main source for software bugs, which can result in exploitable memory corruption vulnerabilities and may eventually contribute to powerful software based exploits (*i.e.*, code reuse attacks (CRAs)).

In this paper, we present INTGUARD, a tool that can repair integer overflows with high-quality source code repairs. Specifically, given the source code of a program, INTGUARD first discovers the location of an integer overflow error by using static source code analysis and satisfiability modulo theories (SMT) solving. INTGUARD then generates integer multi-precision code repairs based on modular manipulation of SMT constraints as well as an extensible set of customizable code repair patterns.

We have implemented and evaluated INTGUARD with 2052 C programs (≈ 1 Mil. LOC) available in the currently largest open-source test suite for C/C++ programs and with a benchmark containing large and complex programs. The evaluation results show that INTGUARD can precisely (*i.e.*, no false positives are accidentally repaired), with low computational and runtime overhead repair programs with very small binary and source code blow-up. In a controlled experiment, we show that INTGUARD is more time-effective and achieves a higher repair success rate than manually generated code repairs.

I. INTRODUCTION

Integer overflows are challenging to repair and thus resulting memory corruptions are hard to avoid for at least four main reasons. First, integer overflows are of several types [3]: overflow [11], underflow [12], signedness [13], truncation [14], and illegal uses of shift operations. Second, integer overflows are typically exploited indirectly [3], through stack or heap overflows, which can lead to buffer overflows. In contrast, buffer overflows can be exploited directly or indirectly. Typical integer related vulnerabilities (see Figure 1) lead to the following exploit types: Denial of Service (DoS), arbitrary code execution, bypass of an upper bound sanitization check, logic error, and array index attacks caused by a vulnerable integer value. Third, integer overflows are hard to detect as these vulnerabilities can reside deep in the program, and manifest only for certain input types. Finally, required integer overflow repair guarantees are hard to achieve. Reasons include that: the location where the generated integer overflow repair should be inserted is hard to determine; generating the right repair format such that the repair is compilable, syntactically correct and does not change the program intended behavior is not trivial; the overhead introduced by a repair is quite high if inserted naïvely in all locations prone to integer overflow (particularly in hot code such as loops); deciding if an integer overflow was correctly removed after inserting a repair is not well addressed; determining whether an integer overflow manifests itself across multiple integer precisions is not trivial; and assessing if the

integer overflow is intended or unintended is difficult to decide and less researched.

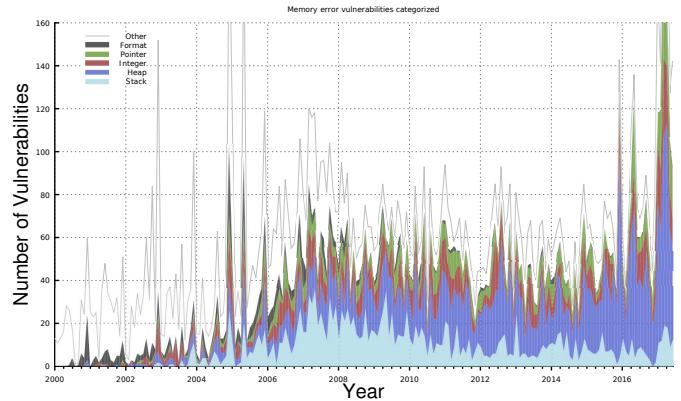


Fig. 1: Integer related vulnerabilities vs. other types of vulnerabilities.

Recent solutions can be used to repair the integer overflows statically in order to avoid them during runtime. For example, Sift [27], TAP [46], SoupInt [53], AIC/CIT [64], and CIntFix [10] rely on a variety of techniques depicted in detail in Table IV. In addition, several commercial tools [15] such as Coverity Static Analysis, CodeSonar, Klocwork Insight, Polyspace, and Infer are available. However, since information about the detailed internals are mostly not public, we do not focus on these approaches in our work. Importantly, from the non-commercial tools only TAP first detects the integer overflow and then attempts to remove it by repairing it. Thus, the other tools may insert repairs that were not first categorized as genuine integer overflows, or not propose repairs at all and as a consequence may change the intended program behavior. Further main challenges hindering wide adoption of these tools are their low precision w.r.t. true positive detection, their high runtime performance overhead (*i.e.*, mostly the runtime based tools) and that the generated repairs provide only few to no repair guarantees. Thus, these repairs have to be considered unsafe and of questionable value.

Sift [27]—to the best of our knowledge the only *sound* repair tool—is a static input filter generation tool that inserts input filters in the program binary for which the source code was previously manually annotated with source code annotations. While making a substantial contribution to the field, this tool has several limitations confirmed by the authors (of which we list eight): it relies on user source code annotations that are not always available for a source code program or require a considerable annotation overhead (*e.g.*, annotating large code bases), upper bound source code annotations for loops are needed when the analyzed expression depends on a number of values that is not finite, not all types of integer overflow

relevant sites are supported (*i.e.*, only memory allocations and block memory copy sites), for some types of applications (*i.e.*, web servers, etc.) with no available input format specification (*i.e.*, no image or video files) Sift cannot be applied, the tool cannot guarantee that no unwanted program behavior is introduced since the filters may remove any integer overflow - even intended ones, does not support multi-precision integer overflow repairs, annotated stub standard C library functions need to be provided upfront for functions that influence the computed symbolic condition (if not provided, the filter will not be generated), and finally, the tool cannot help to avoid integer underflows even though it is straightforward to extend the algorithm to consider underflows as well.

In this paper, we introduce INTGUARD, an automated tool for the generation of useful and high-quality integer overflow repairs for C source code programs. INTGUARD is non-intrusive and generates multi-precision sound integer overflow repairs and is intended to be used by programmers throughout their daily routine [37]. Further, programmers should serve as the final link in the repair insertion decision chain in order to account for very cautious vendors [5], which allow a code patch to be applied only after a thorough review. INTGUARD is based on a conservative novel technique for automated generation of repairs for C source code relying on satisfiability modulo theory (SMT) constraint solving. Note that INTGUARDs goal is not to classify integer overflows, which can result in a memory corruption (*e.g.*, if it is used to determine the size of a heap-buffer). Instead, INTGUARD can determine if an integer overflow is exploitable by performing a data flow analysis between a certain program source (*i.e.*, user input) and a program sink (*i.e.*, the source code location where the bug manifests). Our novel technique relies on several building blocks. First, we apply static symbolic intra-procedural and context-sensitive source code analysis for error detection and repair. Second, we propose a novel automated C source code repair generation algorithm based on SMT solving and code repair stubs. More precisely, our integer overflow repair generation technique is based on modular manipulation of SMT constraints based on deletion and insertion of new SMT constraints with the goal of generating new SMT constraint systems used for assessing if the generated repair satisfies some of the imposed repair requirements. And finally, we develop a semi-automatic repair insertion technique, which satisfies our previously mentioned repair requirements (*e.g.*, preserve correct program behavior).

The *soundness definition* we employ in this paper is as follows. The automatically generated code repairs are not program input dependent (*i.e.*, SMT constraints and the Z3 [16] solver are used). The underlying integer overflow detection checker generates *no* false positives (*i.e.*, every detected integer overflow is a genuine integer overflow, each program loop is unrolled up to 15 times, this value is customizable). A program repair removes a previously detected integer overflow on all program execution paths, which reach the integer overflow location, without inserting unwanted program behavior (*i.e.*, only the integer overflow is removed).

Next to sound repairs, INTGUARD fulfills the following two important objectives. First, INTGUARD addresses four listed limitations of Sift: no source code annotations are needed, it can be applied to all types of C/C++ source code based

programs, the tool provides support for multi-precision repairs (*i.e.*, five types of multi-precision repair types are supported), and the repairs can be used to avoid integer underflows as well. Second, the generated repairs are syntactically correct (and thus compilable, checked by code recompilation), and do not crash the program after insertion (*i.e.*, do not introduce any unwanted program behavior). Finally, INTGUARD checks for at least 54 types of integer overflows (see NSA’s Juliet [33] test suite). Importantly, while repairs are generated fully automatically in an efficient fashion, the repair insertion supports a human-in-the-loop approach, but can also be fully automated, if required. To the best of our knowledge, there are currently no other techniques for repairing integer overflows in C source code, which satisfy all above stated guarantees, and as such our technique improves the state-of-the-art by statically inferring sound integer overflow repairs. Furthermore, we provide the first static symbolic execution based technique for automatic generation of C source code repairs. Similar to our work, [32] use a symbolic execution based technique to repair buffer overflows in C source code.

In our evaluation, we analyzed 2052 C programs representing ≈ 1 Mil. LOC and have shown that INTGUARD repairs more programs on the same test suite across multiple integer precisions than CIntFix [10], while inducing only around 1% computational overhead and ($\leq 2\%$) runtime performance overhead, respectively. Note that CIntFix and AIC/CIT [64] induced 16% and above 30%, runtime overhead, respectively. The program binary and source code blow-ups of the repaired programs are insignificant ($\leq 1\%$). Further, we construct a mini-benchmark to assess the precision and efficiency of our tool w.r.t. large and complex programs. In the evaluation, we showed that INTGUARD scales to large programs and that our tool is efficient w.r.t. bug detection and repair generation. In contrast, to other similar tools which only aim to achieve scalability w.r.t. large programs we also search to detect and repair large programs in a systematic way (*i.e.*, we conduct benchmark experiments to contrast and compare false positive and true positive rates on large software). We further present several in-the-wild integer overflow types that can potentially be avoided if INTGUARD is used throughout programmers’ daily routines. Taken together, these contributions qualify INTGUARD for real-world applicability.

In summary, we make the following contributions:

- We designed a novel sound integer overflow C source code repair generation technique.
- We implemented INTGUARD, a tool based on our novel integer overflow repair technique.
- We provided an open-source repair tool that can be used to repair integer overflows across multiple integer precisions.
- We experimentally demonstrated that INTGUARD is superior to other state-of-the-art integer overflow repair tools.
- We evaluated INTGUARD thoroughly and show that it scales to large programs and its repairs are useful.
- We experimentally showed that INTGUARD is more time-effective than manual repair generation and insertion.
- We responded in our evaluation to the call for more qualitative oriented measurements (see metrics and measurements section in [55]) rather than mostly quantitative assessments.

II. MOTIVATING EXAMPLE

In the following, we briefly preview our working example to demonstrate automatically generated repairs. Consider for this purpose the code snippet depicted in Figure 2. This code snippet was extracted from a larger program contained in [33]. Within this code example we assume that the value returned by the function `deepNestedStructVar()` and assigned to the variable `data` is larger than 4294967295. Next, by multiplication of the variable `data` with itself (see code line 8), an integer overflow will be generated at program line number 8, since the variable in which the result of the multiplication `result` cannot hold the result of the multiplication.

This is the case because the variable `result` is of type `unsigned int` and this variable can not store variables which are larger than 4294967295. The integer overflow at line number 8 can be avoided by inserting the gray shaded code, which we assume that during the integer overflow manifestation was not present in the code snippet. Note, that the `sqrt()` operation

```
1 ...
2 data=deepNestedStructVar();
3 if(sqrt(result) <=
4 sqrt(4294967295)
5 && sqrt(result) >=
6 sqrt(4294967295)){
7 unsigned int result;
8 result = data * data;
9 } else {
10 FILE *fp=fopen("IO_logg.txt",
11 "w+");
12 fprintf(fp, "FileName:%s
13 IO_ID:%s
14 Line:%d",
15 "base64.c",
16 "73656",
17 5);
18 fclose(fp);
19 }
20 ...
```

accepts also variables having double type and when a `long` is converted to a double we can have precision lost. However, for this example we consider that `sqrt()` accepts only integer parameters types.

Fig. 2: Integer overflow repair.

III. TECHNICAL BACKGROUND

In the following, we discuss canonical repair generation strategies, and highlight relative advantages and disadvantages.

1) *Manual Based Input Validation*: Manually written input validation checks for repairing integer overflows are challenging. First, they are error-prone and can take a significant amount of time to be inserted in large code bases. Second, they cannot guarantee that the integer overflow bug was really removed for non-trivial code locations (*i.e.*, multi-dependent control flow based source code locations). Finally, they are typically not applicable across multiple integer precisions, and cannot guarantee that the intended behavior of the program is preserved.

Further, there are multiple documented situations where an integer overflow bug was only solved after a cascading array of repairs that missed their intended goal several times. We dub this type of trail of repairs as *trial-and-error-repairs*. Until a repair finally succeeds, the intermediate (failed) attempts may be particular dangerous if the programmer relaxes due to a sense of false security. The main disadvantage of such repairs is that it gives the impression the wrong impression that the bug was removed. when in reality it was not.

2) *Compiler Based Input Validation*: Compiler based input validation checks are cheap, and fast to insert, but can be optimized away by some compilers. For example, when employing the GCC compiler some input validation checks are useless because these can be optimized away during compilation

since the C++ standard N4296 [57] specifies that integer, arithmetic and signed overflows are considered undefined behavior, and thus implementation specific. Furthermore, the GCC developers believe that the programmers should detect the overflow before an overflow is going to happen rather than using the overflowed result to check the existence of the overflow during runtime (see detailed discussion [26, 18]). First, in some situations this is impossible, since the search space for program inputs that trigger an integer overflow is infinite. Second, as a consequence of compiler implementation specifics, some checking conditions may be removed totally, when the program is compiled with GCC in combination with specific optimization options.

It follows that compiler based repairs do not guarantee that the repair really removed the bug. They are also not applicable across multiple integer precisions and do not guarantee that no unwanted behavior is introduced. In contrast, compiler based runtime checks have in general access to more specific information than static tools and in some scenarios this access can provide considerable benefits w.r.t. bug prevention.

Finally, we believe that stand-alone compilers should not be the only tool to be used for repairing integer overflows during compile time. Instead, specialized tools can provide more guarantees and efficiency.

3) *Symbolic Execution Based Input Validation*: Symbolic execution based techniques can be used to achieve more (if not most aforementioned) repair guarantees. Furthermore, the repairs are cheap to construct and to insert. However, these techniques are based on computationally intensive analysis strategies, which if not applied in an appropriate manner, may not scale well (or at all) with large programs. We believe that these repair tools are particularly suitable, if used early-on during development by programmers, since the level of software complexity is still low.

IV. SYSTEM DESIGN

In the following, we show in §IV-A the system overview of INTGUARD by reviewing its main components, and in §IV-B we depict the main features of our symbolic execution engine. In §IV-C, we introduce the preconditions used by INTGUARD. Next, in §IV-D we present the overall repair generation process based on our novel technique, and in §IV-E we describe how INTGUARD can be used to find repair locations in programs, while in §IV-G we discuss how repairs can be generated based on test cases. Finally, in §IV-F we highlight how INTGUARD can be used to efficiently insert code repairs into programs.

A. System Overview

Figure 3 depicts the system overview of INTGUARD with the corresponding components and steps involved in obtaining the repaired programs. Initially, the *source code* ① of the program is passed into the *symbolic execution* ② engine, which we specifically developed for this purpose. This component can analyze C/C++ programs by first constructing a CFG for each analyzed program and second, by extracting program execution paths that will be symbolically analyzed. The control flow graphs and syntax trees can be shared between worker threads. Several workers concurrently explore different parts of a program execution tree. Each worker thread has an interpreter

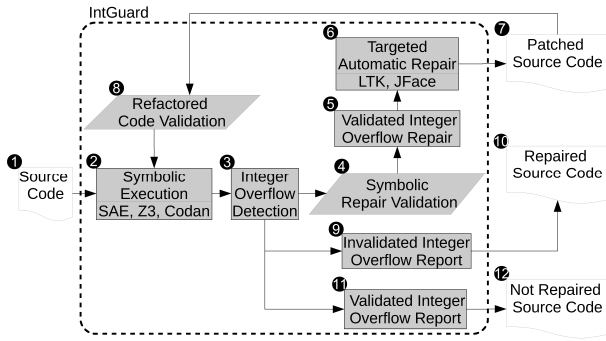


Fig. 3: System Overview.

together with a memory system model to store and retrieve symbolic variables (whose values are logic SMT-LIB equations).

The used symbolic execution component in Figure 3 is based on previous work [31]. The engine performs inter-procedural, global symbolic execution rather than a compositional analysis, and the program statement to SMT constraint translator is implemented according to the tree-based interpreter pattern [34]. Unsatisfiable program branches are detected with the help of the Z3 solver [16]. The interaction with the environment during symbolic execution is realized through *function summaries* based on a C code skeleton, which basically specifies the name of the function, its number and types of parameters as well as return parameter type. Also, a function inside each function summary emulates the real execution of the function. This is achieved through the interplay between the interpreter and SMT statements serving as new constraints, which are added on top of the variables (similar to what happens when the real program function is executed during real program execution). Inside our engine, we use function summaries for network system calls.

The algorithm used for *encoding of C statements to SMT statements* is based on a bottom-up traversal of each program statement located on a currently analyzed program execution path. Single static assignment (SSA) variables will be created when they are not existing for each variable encountered inside the currently analyzed program statement. Before creating a new variable, the interpreter will be queried in order to see if there is already a symbolic variable. The C code statements are translated into SMT-LIB [1] equations according to the AUFNIRA logic. The translation of Control Flow Graph (CFG) nodes into SMT-LIB syntax is performed by the translator algorithm which extends the CDT’s abstract syntax tree (AST) visitor class according to the visitor pattern [22]. At the end, when the SMT statement creation is finished for a particular program statement, the SMT statement will be attached to one of the symbolic variables, which is a counterpart of one of the variables contained in the original program statement. During program execution traversal when an assignment statement (*i.e.*, others can be also supported) was encountered, the *integer overflow detection* 3 component is notified in order to check if there is an integer overflow error or not. In case there was an integer overflow error, this event will be reported to the *symbolic repair validation* 4 component. This component is used in order to check if the negated SMT constraints, which

were used to check for the presence of the integer overflow, could be used to invalidate the bug. In case that the result of validation is a *validated integer overflow repair* 5, a *targeted automatic repair* 6 can be generated. This repair has the goal of removing the previously detected integer overflow.

After applying the repair, we obtain the *patched source code* 7 which is basically the original code with the additional repair that was previously added. The repaired code is again validated through the *refactored code validation* 8 which consists of re-analyzing repaired code with the help of the symbolic execution component. Optionally, at this step the repaired code can be re-compiled in order to check if the code is syntactically correct. Next, the *integer overflow detection* 3 component will be used a second time in order to validate the bug. In case the bug is invalidated, we obtain an *invalidated integer overflow report* 9 indicating that the bug was successfully removed and as such we get the *repaired source code* 10. In case, the integer overflow was not removed after repair insertion, then the old (or a new) integer overflow error will be reported, *validated integer overflow report* 11. Then, the result is *not repaired source code* 12.

B. Symbolic Execution Engine Features

In the following, we present the main features of our symbolic execution engine.

1) *Unrestricted Context Depth*: Our symbolic execution engine (see 2 in Figure 3) performs an inter-procedural path-sensitive analysis with a call string approach [61, 62]. For each function a CFG is built. The function call context is represented by a program path leading to its call.

2) *Loop Unrolling Trade-offs*: Each program loop can be unrolled up to a certain depth or set to be unlimited. Currently, we unroll each loop up to 10 times. We are aware that this incurs accuracy degradation and makes our approach to be unsound since not all possible program paths can be analyzed. It is also possible to leave loop unrolling unconstrained, which can lead in some cases to non-termination (*e.g.*, endless loops) where the number of loop iterations is not known upfront.

3) *Library Calls*: INTGUARD can handle library calls (*e.g.*, `memset`, `memcpy`, etc.) by providing upfront for each of this functions a stub function which models the several function behaviors: (1) required (consumed) variables, (2) returned variables, (3) operations performed on the variables of each of these functions, and (4) SMT constraints which model interaction of the variables used as parameters for these functions with other variables are attached to the corresponding symbolic variables. During static program path analysis when a library function is encountered than one of the available function library modeling functions is used by the engine interpreter. Finally, we assume that for each analyzed program containing a library function call we have the corresponding stub function defined upfront inside our engine.

4) *Finding Program Paths*: We use a fixed deterministic thread scheduling algorithm for running the symbolic execution. The symbolic execution is run with approximate path coverage which uses Depth-First Search (DFS). During DFS, program states are backtracked and branch decisions are changed. The loop iteration bound can be configured either to

prune a path until the loop iteration bound is reached or to bypass the loop by avoiding the branch validation check.

5) *Automatic Slicing*: The goal of automatic slicing [63] is to keep the system of satisfiability checks as small as possible. For this reason only relevant logic equations are passed to the solver for verification. We perform automatic slicing over the data flow in order to verify conditions on a program path and over the control flow to separate the analysis of different program paths.

6) *Context Sharing for Different Checkers*: Our engine allows that multiple checkers (e.g., integer overflow, buffer overflow, race condition, etc.) run in parallel during symbolic execution. The checkers are allowed to share the contexts because there is separation from the symbolic path interpretation. Each checker is allowed to receive notifications from a symbolic interpreter in order to query context equations.

7) *Logic Representation*: We use the SMT-LIB sub-logic of arrays, uninterpreted functions and non-linear integer and real arithmetic (AUFNIRA) since this approach can be automatically decided. Pointers for example are handled as symbolic pointers by the engine interpreter with a target and a symbolic integer as offset formula and outputted as logical formulas when dereferenced.

8) *Path Validation*: The path validation is triggered at branch nodes and uses the same interface as the checkers. For all path decisions up to the current branch the path validator queries the equation SMT-LIB linear system slice. The path validator throws a path unsatisfiable exception if the solver answer is unsatisfiable; then the symbolic execution proceeds with the next path.

9) *SMT Solving*: INTGUARD uses SMT solving for three main purposes. First, for checking satisfiable and not satisfiable program execution paths. This helps to asses if certain program locations can be reached during normal program execution. Second, for checking the presence of an integer overflow additional SMT constraints are added to SMT linear constraint system which was used to check path satisfiability in order to check for the presence of an integer overflow. Third, for checking if a repair removes an integer overflow additional SMT constraints are added to the SMT linear constraint system which was used to check path satisfiability. Finally, for solving all the SMT constraints, we use the Z3 [16] solver because of its precision and reduced runtime overhead.

10) *Path-sensitive Tracing of Shared Variables*: It is possible to use shared variables between threads in a context-sensitive way. This is accomplished by first marking all global shared variables, and then the shared property is inferred over data flow constructs such as references, assignments, function call parameters and return values.

11) *Posix Threads Support*: We can accommodate environment functions by specifying symbolic models of library functions. In this way, the interaction with the environment can be simulated.

12) *Deep Nested C Structs*: The C language program statement to SMT translator engine component is designed to recursively traverse deep nested C/C++ structures in order to determine the real type of a field inside the struct. Accordingly,

our tool does not loose precision when dealing with C structs data types.

13) *Eclipse Extension*: Our engine is integrated into the Eclipse CDT API as a plug-in for the following main reasons: 1) to be able to parse C/C++ code, 2) to build a CFG of the code 3) to allow for precise analysis of program statements with an abstract syntax tree (AST) visitor, and 4) to translate source code program statements to SMT constraints.

C. Overflow and Underflow Checks

Detecting if an arithmetic operation will overflow can be basically reduced to checking that for an addition or subtraction of n -bit values the result can be stored into a $n+1$ bits precision variable. For a checked n -bit multiplication, the result should be stored in a $2n$ bits precision variable. As [17] note, detecting if the result fulfills the above stated conditions is difficult. There are several ways to detect an overflow of an operation having two signed integers s_1 and s_2 .

First, we give the precondition used by the compiler based tool IOC [17] to avoid an integer overflow during runtime. Our goal is to highlight the differences between our precondition checks and the one employed by IOC. Signed addition will wrap if and only if the next expression evaluates to true.

$$\begin{aligned} & ((s_1 > 0) \wedge (s_2 > 0) \wedge (s_1 > (\text{INT_MAX} - s_2))) \vee \\ & ((s_1 < 0) \wedge (s_2 < 0) \wedge (s_1 < (\text{INT_MAX} - s_2))) \end{aligned}$$

IOC checks that if the above precondition evaluates to false than a failure handler will be called or the integer overflow prone operation will be executed.

Second, we give the preconditions used by INTGUARD. These are extending the above precondition for other arithmetic operations, for integer underflows and for different integer precisions.

Precondition 1. The addition of two integers in which one is a variable and the other is a constant will not lead to an integer overflow or to an integer underflow if the following expression evaluates to true; s_2 is the constant.

$$\begin{aligned} & ((s_1 > 0) \wedge (s_2 > 0) \wedge (s_1 \leq (\text{INT_MAX} - s_2))) \wedge \\ & (s_1 \geq (-\text{INT_MAX} - s_2)) \end{aligned}$$

Precondition 2. The multiplication of two integers in which one is a variable and the other is a constant will not lead to an integer overflow or to an integer underflow if the following expression evaluates to true; s_2 is the constant.

$$\begin{aligned} & ((s_1 > 0) \wedge (s_2 > 0) \wedge (s_1 \leq (\text{INT_MAX}/s_2))) \wedge \\ & (s_1 \geq (-\text{INT_MAX}/s_2 - 1)) \end{aligned}$$

Precondition 3. The multiplication of two integers in which both are equal variables will not lead to an integer overflow or to an integer underflow if the following expression evaluates to true.

$$\begin{aligned} & ((s_1 > 0) \wedge (s_2 > 0) \wedge (\text{sqrt}(s_1) \leq (\text{sqrt}(\text{INT_MAX}))) \wedge \\ & (-\text{sqrt}(s_1) \geq (-\text{sqrt}(\text{INT_MAX})))) \end{aligned}$$

In contrast to IOC, if one of the preconditions evaluates to true then the operation will be performed, otherwise a

failure handler will be called. The above preconditions are used over multiple types of inputs for s_1 or s_2 (i.e., `RAND32()`, this is the wrapper for the C random function, `fscanf()`, etc.). The preconditions can be applied over multiple integer precisions, meaning that `INT_MAX` can take different values depending on the currently used integer precision in the analyzed program. We call this value the maximum admissible upper bound value for an integer. This value is determined automatically during program analysis. Further, the variables s_1 or s_2 can take different types: `char`, `int64_t`, `int`, `short`, `unsigned int`. In contrast to IOC preconditions which will help to avoid an unconfirmed integer overflow during compile time, our preconditions will lead to code refactorings that will surround the code location where the integer overflow was detected and confirmed.

D. Repair Generation Algorithm

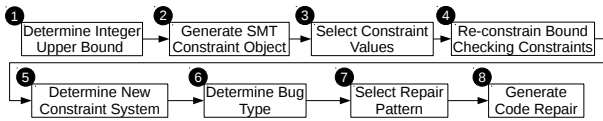


Fig. 4: Repair generation algorithm main steps.

Figure 4 depicts the eight steps of the INTGUARD repair generation algorithm which are used to generate source code repairs. At the same time, these steps represent a more detailed view of the step ⑩ depicted in Figure 12.

1) *Determine Integer Upper Bound*: Figure 5 depicts a C language code snippet extracted from an analyzed program in which an integer upper bound value (i.e., `CHAR_MAX`) is used. In order to determine the currently used integer upper

```

1 /*limits.h*/
2 #define SCHAR_MAX __SCHAR_MAX__
3 #define CHAR_MAX SCHAR_MAX
4 /*our test program*/
5 if (data < (CHAR_MAX/2)) { /*do*/

```

Fig. 5: Selecting upper bound value.

bound value in the analyzed program, INTGUARD performs the following steps. First, INTGUARD parses the contents of the file located at `usr/include/limits.h` (i.e., Linux OS) which contains the integer upper bound values for each integer type for the currently used OS. Note that the previous path has to be specified in advance as this may vary on different OSs. Second, during the analyzed program path traversal INTGUARD searches for previously in the program defined and used integer upper bound program variables. This search is realized by comparing each declared or used variable (see if condition in Figure 5) name contained in the currently analyzed program execution path with one of the supported integer upper bound values (i.e., `CHAR_MAX`, `INT_MAX`, `LLONG_MAX`, `SHRT_MAX`, and `UINT_MAX`). Third, in case such an upper bound value is found and used (i.e., inside an assignment-, addition-operation, etc.), it will be set to be the currently used integer upper bound value. In this way, the integer precision is determined for each analyzed program individually. Next, this upper bound value will be used to check for integer overflows

⑩ and for validating generated candidate code repairs. Finally, note that by following the above steps, INTGUARD updates the used upper bound value automatically for each analyzed program.

2) *Clustering Bug Detection Information*: In this step, the symbolic variables and the specific constraints (i.e., the ones used inside the integer overflow checker) which were used to detect the integer overflow will be clustered and stored in external data structures.

```

1 /*C language assignment statement*/
2 int result = varA + varB;
3 /*SMT counterpart equation of the above assignment*/
4 (assert (= resSymbolic (+ varAsymbolic varBsymbolic)))

```

Fig. 6: C language statement and SMT counterpart.

Figure 6 depicts a C language assignment statement and its SMT counterpart. The C assignment statement depicts the addition of two variables and the result is stored in a third variable. This statement will be translated into the SMT constraint contained at line number 4 in Figure 6. Based on the structure of the C language statement and how many symbolic variables were used to detect the integer overflow bug, different types of bug detection information have to be stored in external data structures for later processing. For the statement depicted in Figure 6 at line number 2, INTGUARD will store: the statement where the bug was detected, the SMT constraint system used to detect the bug in first place, the bug ID (to identify which bug type was detected), the symbolic variable which was used to detect the integer overflow, and optionally other symbolic variables on which the integer overflow triggering variable depends directly. An external data structure basically represents an aggregation of the symbolic variables used to detect the bug together with the particular integer overflow SMT checking constraints. Finally, the key reason for generating these additional data structures is to help to group relevant data together and to facilitate a better handling of this information in later steps.

3) *Select Constraint Values*: INTGUARD selects ③ the relevant SMT constraint variables based on the type of C language statement where upfront the integer overflow was detected.

```

1 /*SMT counterpart equation of the above assignment*/
2 (assert (= resSymbolic (+ varAsymbolic varBsymbolic)))

```

Fig. 7: Selecting relevant symbolic variable(s).

Figure 7 depicts with gray shaded color the symbolic variable `resSymbolic`. This variable was selected by INTGUARD to be further constrained in order to check if the code repair that will be generated could remove the previously detected integer overflow bug. Note that depending on the complexity of the analyzed statement (where the integer overflow was detected) more or less variables can be taken into consideration in order to determine if the previously detected integer overflow would further manifest depending on how the selected symbolic variables were constrained. Finally, the selected variables will be used in the next step

when re-constraining the bounds during the checking of SMT constraints of the SMT system (which was used upfront to detect the integer overflow).

4) *Re-constrain the Bound Checking Constraints:* After collecting all the path constraints ④ for a single program execution path, INTGUARD adds the SMT constraints which check for the presence of an integer overflow. The presence of an integer overflow bug is indicated if for the selected SMT system the Z3 solver reports SAT (satisfiable, integer overflow bug present).

```

1 /*original SMT equation*/
2 (assert (> resSymbolic 2147483647 ))
3 /*negated SMT equation*/
4 (assert (< resSymbolic 2147483647 ))

```

Fig. 8: The original and the newly added SMT constraint.

Figure 8 depicts the original SMT equation (line 2) and a second SMT constraining equation (line 4) on the previously selected variable. INTGUARD re-constrains (*i.e.*, through integer upper bound negation) the selected variable(s) selected from the previous step in order to determine a potential interval which will not lead to a second integer overflow of the symbolic variable (which previously was used to detect the integer overflow). The goal is to determine if there will be a second integer overflow if INTGUARD re-constrains the selected variables. For this purpose INTGUARD checks again in the next step if for the new SMT constraint system (see next step) it gets an UNSAT (unsatisfiable, no integer overflow bug present) solver reply. The new constrained SMT will be composed of the old SMT constraint system which was used to detect the integer overflow complemented with the re-constrained SMT equations. If INTGUARD gets an UNSAT solver reply then it determines that there will be no integer overflow if it re-constrains the selected variable(s) with the new constraints (*e.g.*, variable range negation, etc.) and as such the integer overflow can be avoided. It follows, that the information collected at this step can be used to construct in a later step the final code repair. Note that this approach can be extended to other scenarios; *e.g.*, more complex constraints can be added and checked if required for other types of bugs.

5) *Determine New Constraint System:* In this step ⑤, INTGUARD assembles the new SMT constraint system which will be used to determine if the previously detected integer overflow is still present. During this step, INTGUARD takes the constraints determined at the previous step and inserts them in the SMT constraint system which was used to detect the integer overflow.

<pre> 1... 2/*original SMT 3constraint*/ 4(assert (> resSymbolic 52147483647)) 6... </pre>	→	<pre> 1... 2/*negated SMT 3constraint*/ 4(assert (< resSymbolic 52147483647)) 6... </pre>
(a)		(b)

Fig. 9: Composing the new SMT system.

Figure 9 (a, b) depict the replacement process of the old

SMT sub-system (component) with a new SMT sub-system that was determined at the previous step. Before inserting the new constraints in the SMT system, INTGUARD needs to remove the original SMT constraints that were used to detect the presence of the integer overflow. The decision which SMT constraints have to be removed from the SMT system (used to detect the integer overflow presence) is made based on the modular aggregation of these SMT statements inside the integer overflow checker in which these constraints are put together. More precisely, since the SMT constraints used to check for an integer overflow are added in the integer overflow checker in an incremental building block fashion, INTGUARD can precisely determine which constraints can be safely removed and replaced with new ones determined at the previous step. Next, this SMT system will be fed into the Z3 solver. In case the solver replies SAT, then the constraints added represent valid constraints which can be used to remove the previously detected integer overflow. Finally, this SMT constraint system will serve as confirmation that the integer overflow can be removed if certain symbolic variables are constrained in an appropriate way. Note that these symbolic variables have counterparts, which will be inserted when assembling the final code repair.

6) *Determine Bug Type:* The integer overflow checker runs in parallel in our engine with other checkers (*e.g.*, race condition checker, buffer overflow checker, etc.), which are currently available in our engine. Each bug checker generates a report containing an unique bug identifier (*i.e.*, time stamp based + checker unique identifier) for each detected bug. Based on the generated bug identifier, INTGUARD can determine which bug type ⑥ it currently deals with. This information is extracted from the external data structures constructed at step 2. With this information, INTGUARD checks in the list of currently supported checkers to which checker this stored identifies belongs to. Based on this information, INTGUARD can determine which repair pattern can be used to repair the previously detected integer overflow.

7) *Select Repair Pattern:* Based on the previous determined bug identifier (see ⑥), INTGUARD selects from the repair pattern ⑦ pool the repairs suited for integer overflow repair. INTGUARD repair patterns consist of empty C code skeletons (stubs) where C statement parts will be replaced with concrete values after their values have been computed as presented in ④ or with other types of mathematical operations (*e.g.*, division by a value). Also, note that in some situations placeholder variables will be replaced with corresponding mathematical functions such as the square root function `sqrt` or other functions. In these situations, INTGUARD does not compute the value of the function upfront but rather leaves this to be computed later during symbolic execution analysis or program runtime. This offers the advantage that INTGUARD does not need to be able to compute any possible mathematical function before program runtime.

Figure 10 depicts a code repair pattern used by INTGUARD during integer overflow error repairing (see generated repair in Figure 2). If not noted otherwise, each code repair pattern contains C code compatible snippets (*i.e.*, code in red font) interleaved with variables that will be inserted in the repair after the integer overflow was detected and before the repair will be inserted into the buggy program.

The code repair contains several stub variables which will be replaced with concrete variables names and values depending on the type of code statement containing the bug. The code repair patterns used by INTGUARD contain precondition checks which currently cover the preconditions listed in section §IV-C. These preconditions cover multiplication of numbers and addition of variables. At the same time the repair patterns are highly configurable and versatile. The programmer can easily change if needed for example the error handling function inside the repair pattern or can extend the precondition such that it captures more complex situations where for example multiple numbers are added, multiplied, divided, etc. This can be achieved by modifying a few lines of code inside and existing pattern or by creating a new one and defining the conditions (*i.e.*, this depends on the structure of the AST of the statement where the bug was detected) when such a pattern should be used.

```

1  if(leftHandSide.equals(
2  rightHandSide)&&
3  operator.equals("*")) {
4  ...
5  return "if(sqrt("+leftHandSide
6  +") <= sqrt(" + value4
7  +") && -sqrt("+ rightHandSide
8  +") >= -sqrt("+value5
9  +"))"+"{"+"\n"+"}\t"+"}\t"+"}\t"
10+buggyStm10 + "\n }else{ \n"
11
12//v.1: not used
13//+ "return;" + " }\n";
14
15//v.2: not used
16//+ "logg_IO_error(ID);"
17//+ " }\n";
18
19//Version 3: used
20+"FILE *fp=fopen (\\"IO_"
21+"error_log.txt\\", + "\w\");"
22+"\n fprintf(fp, \\"IO_ID:%s
23+FileName:%s LineNumber:%d",
24+FileName+", "+IO_bug+", "
25+LineNumber+");"
26+"\n fclose(fp);" + " }\n";
27}

```

Fig. 10: Code repair pattern.

INTGUARD follows the next steps in order to select the repair pattern, which should be used for repairing a previously detected integer overflow. First, the code statement where the integer overflow error was detected is divided into its components based on his AST. For example the AST components of a simple C statement like `int result = varA + varB;` are: `leftHandSide=varA`, `operator=+` and `rightHandSide=varB`. Second, a series of rules are checked on the AST of the previous C statement such as: (1) is `leftHandSide` equal/different than `rightHandSide`, (2) what type of operator do we have in the statement (*i.e.*, *), (3) how many components does the statement have after the = sign, and so on. Third, based on these rules the repair pattern which satisfies the highest number of constraints will be selected. Note, that each repair pattern has a list of properties (*i.e.*, use when `rightHandSide=leftHandSide` and `operator=+`, etc.) attached to it that are checked against the above stated rules. This list of properties is statically defined when the repair patterns were manually added to the pool of available repairs. Finally, in case there are more repair patterns that fulfill the same number of rules (*i.e.*, rules match properties), INTGUARD selects the first repair pattern occurring in the list. Note that if needed this approach can be updated such that all legitimate repair patterns will be proposed and for each a repair can be generated, and selected with a human-in-the-loop approach.

For example, the repair pattern depicted in Figure 10 will be used by INTGUARD when the `leftHandSide` equals (*i.e.*, string wise comparison) with the `rightHandSide` and the `operator` equals (*i.e.*, string wise comparison) to the product operator * (see code lines 1-3 in Figure 10).

After the above checks have been performed the repair will be assembled by following the next steps. First, `value4`, `value5` and `buggyStm10`, depicted in Figure 10 between code lines 5-10, are replaced with the following. (1) the squared root of the currently selected integer upper bound value `value4` ← `sqrt(2147483647)`, (2) the negated integer upper bound value `value5` ← `-sqrt(2147483647)`, and (3) the program code statement that contains the previously detected integer overflow error `buggyStm10` ← `int result = data * data;`. Second, the variables `FileName`, `IO_ID` and `LineNumber` depicted in Figure 10 between code lines 23-24 are replaced with concrete values obtained during bug detection.

Finally, note that: (1) other code repair patterns can be selected and used based on the format of the AST of the program statement where the integer overflow was detected upfront. (2) our approach can be easily generalized to more complex C code statements than the ones mentioned herein, and (3) each generated repair can be easily customized to fit to different types of integer overflow mitigation (*i.e.*, error logging, calling a handling function, see v.1 and v.2 in Figure 10).

8) *Generate Code Repair*: The final step ⑧ consists in putting together the final code repair and saving it in a list of repair candidates for the previously detected integer overflow. After all components have been inserted into the previously selected code repair pattern in ⑦, INTGUARD generates a C code repair which is syntactically correct, can be compiled and could be further on edited after insertion (if desired). Next the assembled repair will be sent to the Eclipse LTK API based component of our engine, which will assemble the final code repair. The steps performed in this component consist in converting the code repair code into another representation based on LTK node objects, which map to the translation unit for the file in which we want to insert the repair. The LTK component decides how to position the repair in the buggy program such that the integer overflow will not occur after the repair was inserted. The repair comes close to a guard around the error prone code which forbids that an integer overflow manifests during program runtime. Finally, the repair will be passed to INTGUARDs repair insertion component, which will create two differential views (*i.e.*, with the repair inserted in the file containing the bug and without).

E. Repair Location Search

In order to generate the code repair, INTGUARD needs to detect the precise location where the integer overflow resides in the program. Next, we will present the main steps of our repair location search algorithm. First, each program execution path is extracted from a previously computed CFG. Second, the extracted path is traversed and path satisfiability checks are performed at branch nodes. Third, when encountering an integer error prone code location (*i.e.*, assignment statement) on the analyzed path, an integer overflow check is performed by notifying the interpreter. Fourth, the notification is delegated to the appropriate checker (*i.e.*, integer overflow checker) by the interpreter. Fifth, the slice of SMT equations of the symbolic variable which overflowed is queried by the integer overflow checker and corresponding integer overflow satisfiability checks are added. Sixth, the check verifies if the symbolic variable, which caused the integer overflow, can be

greater (*i.e.*, if true then there is an integer overflow) than the currently used integer upper bound value (*i.e.*, `INT_MAX`). These upper bound values are extracted from the C standard library contained in the `limits.h` file. The lower bound is obtained by negating the currently used upper bound value. Finally, if the solver replies SAT (satisfiable, integer overflow bug present) to the previously submitted SMT query, then a problem report (*i.e.*, problem ID (unique system string), file name where the bug was detected and line number where the bug is located) will be created and delivered. Finally, note that in principle all other integer overflow related problems (*i.e.*, truncation, signedness) can be detected (and repaired) by using our bug location search algorithm and repair generation technique. Note, that only the type of error prone statement (*i.e.*, most likely code statements) and the additional checking constraints which are added by each particular checker differ w.r.t. integer- and underflow-overflow detection and repair.

F. Repair Insertion Support

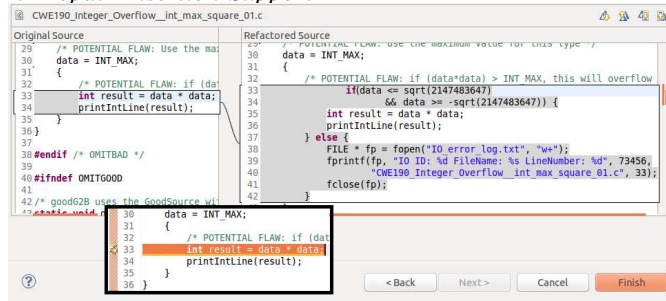


Fig. 11: Bug detection and repair differential view.

Figure 11 depicts how INTGUARD'S GUI support for repair insertion looks like. First, the integer overflow checker which is a sub-component of INTGUARD places a bug marker depicted in Figure 11 (black bordered box) with a yellow bug icon, on the left of the C statement if at that particular code line an integer overflow error was detected, see demo [20]. Second, by right clicking on this bug marker the user can start the code re-factoring wizard, see demo [21].

The code re-factoring wizard is composed of two windows. The first window is used to make repair type decisions (currently only in-place repairs are available). The second window depicted in Figure 11 (in background) contains a differential files view visualizing the differences between the original file containing the bug and the modified file with the selected repair inserted. Finally, it is possible to navigate between these two windows and if wanted the repair generated in §IV-D can be inserted by left click on the `Finish` button.

G. Testcase Based Repair Generation Support

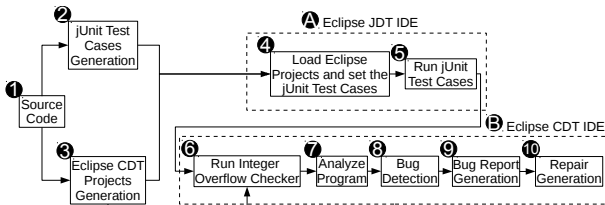


Fig. 12: Repair generation process.

Figure 12 depicts how INTGUARD can be used to repair buggy programs with test case based support (*i.e.*, jUnit). Note, that INTGUARD can be used out of the box without test cases as well. ❶, represents the analyzed C source code program, ❷, highlights the automated Eclipse jUnit test case generation, ❸, depicts the automated Eclipse C/C++ projects generation, ❹, indicates the loading of the Eclipse projects and jUnit test cases, ❺, represents the running of the jUnit test cases, ❻, depicts the running of the integer overflow checker, ❼, presents the static symbolic program analysis, ❽, depicts the bug detection, ❾, indicates the bug report generation, and ❿, highlights the repair generation steps (see section IV-D for more details) for the previously generated report. The steps ❹ and ❺ run inside ❶ (*i.e.*, the Eclipse JDT IDE) and that ❻, ❼, ❽, ❾ and ❿ run inside ❷ (*i.e.*, the Eclipse CDT IDE). We depicted ❶ and ❷ sequentially in Figure 12 since the Eclipse JDT IDE triggers the start of the Eclipse CDT IDE. Note that if desired the repair generation plug-in can be deployed into the Eclipse CDT IDE such that the Eclipse JDT IDE becomes superfluous. As a consequence, ❷, ❹ and ❺ become optional and will not be used.

V. IMPLEMENTATION

INTGUARD. We implemented INTGUARD based on the static analysis engine, which we developed as an Eclipse CDT IDE plug-in. We followed this approach since (1) the Eclipse CDT API can be easily reused, (2) a GUI is easily obtainable, and (3) the obtained tool can be used in online (*i.e.*, during code typing) and offline (*i.e.*, after finishing code typing) mode. For this purpose, we used Codan [25] in order to: (1) construct the program CFG, (2) analyze AST of program statements, and (3) perform bottom-up traversals by using a C program statement visitor in order to construct SMT constraints.

Source Code Refactoring Tool. We implemented also a graphical user interface (GUI) source code refactoring tool used to aid the programmer during repair insertion based on the Eclipse language tool kit (LTK), JFace and Eclipse CDT. The tool provides useful features to the programmer in order to take a more informed decision when inserting the previously generated repair into the buggy program.

jUnit Test Case Generator Tool. We implemented a tool to generate jUnit test cases for our tested programs in order to effectively assess the effectiveness w.r.t. false positives and false negatives of our tool. The tool generates the jUnit test cases fully automatically after previously providing the path to the test programs folder. The tool can automatically infer the line number where the bug is located, the program function containing the bug, and the class name. This information will be used to parametrize a jUnit testing function which will be used to assess if INTGUARD detected a true positive or false positive.

Eclipse CDT Projects Generator Tool. We implemented a tool in order to effectively assess our tool on any provided C source code program. The tool requires for project generation: (1) as input the path to the main folder where the files of the program which we want to test are located, and (2) for each generated project, two Eclipse CDT project files having the file extensions `.cproject` and `.project` which will be added to the project and updated with the names of the test

programs which we want to convert to Eclipse CDT projects. The program generates new project by copying all the files of the program which we want to analyze into a folder and the aforementioned project files. Inside these files the name of the project will be updated accordingly to the name of the program which we want to analyze.

VI. EVALUATION

To evaluate the usefulness of our program repairs and INTGUARDS scalability in general, we answer the following research questions (RQs):

- **RQ1:** How **effective** is INTGUARD w.r.t. integer overflow detection (§VI-A)?
- **RQ2:** What **false/positives negatives** ratio does INTGUARD have (§VI-B)?
- **RQ3:** What is the **repair generation overhead** of INTGUARD (§VI-C)?
- **RQ4:** Is INTGUARD preserving intended **program behavior** (§VI-D)?
- **RQ5:** Does INTGUARD **scale to large programs** (§VI-E)?
- **RQ6:** Does INTGUARD influence the program **runtime overhead** (§VI-F)?
- **RQ7:** Does INTGUARD influence repaired **program size** (§VI-G)?
- **RQ8:** How easy is the **deployment** of INTGUARD compared to other tools (§VI-H)?
- **RQ9:** Which CRA types can INTGUARD help to **avoid** (§VI-I)?
- **RQ10:** How does INTGUARD **help** during bug repair (§VI-J)?
- **RQ11:** Is INTGUARD **superior** compared to other tools (§VI-K)?

Preliminaries. Programs contained in the Juliet test suite have: on average 476 LOC with a maximum of 638 LOC¹, real integer overflows, exactly one true positive and several false negative integer overflows (see characteristics of [33]), and many types of integer overflow related types. The analyzed programs are available in the CWE-190, which is part of the currently largest open source test suite for C/C++ code [33]. Additionally, we built a mini-benchmark containing programs having from 6K LOC up to around 20K LOC in order to show that INTGUARD scales to large and complex programs and that it perfectly aligns with other static symbolic execution tools (*i.e.*, KLEE). Finally, we performed a controlled experiment with 30 participants in which we assessed the efficiency of INTGUARD during bug repairing.

Experimental Setup. We conducted the experiments on a Dell desktop with an Intel CPU Q9550 @ 2.83GHz, 64-bit, 12GB RAM, by running the Eclipse IDE v. Kepler SR1 in OpenSUSE 13.1 OS. Similar to other symbolic execution tools, all integer overflows reported by INTGUARD were manually reviewed to decide if they were false positives/negatives, the integer overflow bugs were really removed and if the inserted repair would expose the program to other vulnerabilities.

Runtime Statistics. Table I depict several characteristics of the 2052 analyzed programs contained in the SAMATE’s

¹The largest is *CWE190_Integer_Overflow_int_listen_socket_multiply_15*. We added the utility files contained in [33] for each of the generated projects such that the code becomes compilable.

IntGuard Satisfiable Paths	IntGuard Unsatisfiable Paths	IntGuard Program Branch Nodes	IntGuard Program Branches
115 K	1.2 Mil.	5.73 Mil.	12 Mil.

TABLE I: Analyzed programs characteristics.

Juliet test suite. In total 2052 C programs (977.7KLOC) (Juliet test suite) and 10 program (our mini-benchmark) were analyzed. The programs contained \approx 115 K satisfiable paths, 1.2 million unsatisfiable program execution paths and in total 12 million program branches, which were counted during programs analysis.

A. Effectiveness (RQ1)

We addressed the effectiveness of integer overflow detection by assessing the integer overflow detection rate in 2052 C programs. In order to be able to insert a repair, the precise source code location has to be determined upfront. First, we generated automatically 2052 Eclipse CDT compatible projects (*i.e.*, for each test program a project) with the help of our tool described in §V. The Eclipse CDT projects were generated to be able to analyze the test programs with the help of the Eclipse CDT API. Second, we generated automatically 2052 jUnit test cases (*i.e.*, for each test program a jUnit test case), which were used to assess if the detected integer overflow errors were detected at the right source code location. Finally, we evaluated the jUnit reports manually and cross-checked the locations of each of the detected integer overflow bug report icons. We can confirm that INTGUARD has achieved 100% detection rate, *i.e.*, from the total number of integer overflow errors, INTGUARD was able to detect all.

B. False Positives and False Negatives (RQ2)

We addressed the false positives and false negatives detection rates in order to assess the potential impact of repairing false alerts. As already mentioned, our integer overflow detection analysis is conservative, and thus our analysis is sound (*i.e.*, see our soundness definition in §I). In other words, any detected vulnerability, which satisfies the integer overflow characteristics (*i.e.*, can be confirmed by the Z3 solver) will be successfully detected and reported by INTGUARD.

We evaluated the false positive rate of INTGUARD, by running the previously generated jUnit test cases on all programs and assessed the rate of false positives and false negatives by checking each generated jUnit report. The jUnit reports confirmed by comparing the previously stored during jUnit testcase generation of the program specific information (*i.e.*, line number and file name where the true positive is located) that each detected integer overflow was located at the expected location (*i.e.*, line number and file name). Additionally, we manually checked each report in order to see if there are false positive or false negatives. After evaluating the results, we can confirm that we did not encounter any false positives or false negatives.

In case INTGUARD would repair false positives then: (1) unwanted program behavior would be inserted, (2) the repair would be no longer sound, (3) we would not be sure if integer underflows are avoided, and (4) by repairing a false positive the repair would be useless.

However, we are aware that by running INTGUARD on real software we could encounter false positives due to the fact that 100% path coverage is currently not achievable in practice for all types of programs. In fact, our symbolic analysis is context-sensitive, with high path coverage. But, nevertheless, infeasible paths due to loop unrolling may result in false positives. The conservative symbolic analysis could also add false positives due to possible analysis imprecision (*e.g.*, due to the used environment functions). One possible solution is the use of concolic execution, which has the potential to further reduce imprecision due to not using environment functions and loop invariants that are well known sources of imprecision.

C. Computational Overhead (RQ3)

We assessed the computational overhead of generating program repairs by comparing against the runtime needed to detect the integer overflow error. The runtime needed by INTGUARD to detect 2052 integer overflow errors was around 3942 seconds (around 3 hours) and the time needed to generate the repairs was 47 seconds. This corresponds to a computational overhead of around 1% (*i.e.*, $3942/47 = 83.87$ seconds $\approx 1\%$), which is in our opinion quite low w.r.t. the integer overflow error detection time. In addition, the repairs are useful and in many aspects superior to manually or compiler generated repairs.

D. Preserving Program Behavior (RQ4)

We addressed whether program behavior is preserved by running INTGUARD on all programs and by repairing all detected integer overflows. Thereafter, we automatically compared the output log of each program against the previous log of the unrepaired program by using the same program input. We did not observe any program execution deviation from the previous output log; just the log-line mentioning that an integer overflow bug could manifest was not present in the log of the repaired programs.

Next, we manually analyzed all source code locations where repairs were inserted and noticed that all insertion locations were correct locations which were previously specified in the junit test case. Thus, for all programs the errors were successfully removed by inserting the repair at the corresponding location.

Furthermore, after applying the repair we ran the analysis again on each of the programs in order to see if there is a potential new integer overflow error or the old one is still present in the repaired program. We also recompiled each of the programs to investigate if the repaired program is compilable and thus syntactically correct. We manually inspected all problem reports generated for each of the detected and repaired integer overflow bugs, and we could not detect any new integer overflow errors for other locations in the already repaired programs. Finally, we can confirm that the behavior of the repaired programs did not change after applying the repairs.

E. Benchmark Correctness Evaluation (RQ5)

The structural complexity of C/C++ programs makes it hard to assess the correctness of symbolic execution based tools against each other. Thus, we propose a custom-build

micro-benchmark to prove the correct detection and repair of integer overflows with our tool and any other future integer overflow repair tools. The micro-benchmark contains several programs ranging from $\approx 6K$ to ≈ 20 LOC. Note that the number of LOC of our programs are comparable with the LOC of popular software such as GNU Coreutils (15,065 LOC), and bzip2 (5,823 LOC). Also, each benchmark program contains exactly one seeded true positive integer overflow and a variable number of false positive integer overflows.

The goal of the micro-benchmark is to cover complex control flow scenarios including a large number of branches and symbolic variables, with the main objective of correctly assessing the seeded integer overflows. We designed the micro-benchmark to cover multiple paths with variable length based on the following considerations. First, the total number of function calls inside the micro-benchmark is parameterizable. Second, the number of loop iterations is also parameterizable. Third, each generated program contains exactly one true positive and a variable number of false positives. Finally, the true positive is located deep inside the program; several thousand of branches nested inside the program execution tree w.r.t. the root node of the tree.

Using these limits, we generated several programs and included each of these programs in multiple source files. These program files make up our micro-benchmark, which we will use to evaluate the correctness and precision of our integer overflow detection tool.

We evaluate our micro-benchmark w.r.t. (1) time needed to run the analysis on the programs, and (2) false positive and true positive rates. The precision of detection is evaluated by manually inspecting the reports generated by our tool and deciding if the report belongs to a true positive or not. The time needed to detect the true positive inside a program is computed by our tool and it is based on the difference between bug detection time and the start of the program analysis time.

6 KLOC Programs	11 KLOC Programs	20 KLOC Programs
46 seconds	151 seconds	567 seconds

TABLE II: Average analysis time in seconds over 10 runs.

Table II depicts the average static analysis runtimes over 10 runs for each of the mini-benchmark programs grouped in three main categories based on their LOC. INTGUARD was able to detect and repair all true positives present in the analyzed programs without repairing any false positives.

While most of the static analysis tools aim for detecting a few true positives with relative high percentage of false positives we aim to have as few false positive as possible and as many true positives as possible.

We used cppcheck (also we considered Sift which is however not open source) on our micro-benchmark, which was not able to detect any of the inserted integer overflows. INTGUARD was able to detect all inserted integer overflows with no false positives generated. Further, we found our benchmark extremely valuable during the implementation phase of our tool to detect corner cases of possible true positives.

As we are not aware of any currently available integer overflow tool which performs a systematic assessment of its repair rate on a seeded benchmark (containing large and complex programs) with integer overflows, we propose that our benchmarks or a similar one should be used broadly such that tools can be coherently compared against each other. This will assure that new techniques can be easily evaluated against existing techniques and this further helps to push the bar towards more useful and sound tools. To facilitate these goals, we will release our micro-benchmark as open source.

F. Runtime Performance Overhead (RQ6)

We evaluated the runtime performance overhead by running INTGUARD on all programs and by repairing all encountered integer overflow errors. We compared the runtime of the unrepared programs with the repaired programs and noticed on average around 1% runtime overhead.

The obtained runtime overhead is quite low since the tested programs have rather low complexity and the bugs do usually not reside in *hot* code. Thus, the inserted repairs do not considerably influence the runtime overhead of the repaired program. We are aware that for more complex applications the runtime overhead can be substantially larger as a result of the program repairs, when these reside, for example, in *hot* code (*i.e.*, recursive calls). However, the repairs have higher priority than leaving them out, and such integer overflow errors should not be tolerated by programmers.

G. Source Code and Binary Blowup (RQ7)

We assessed the source code and binary blowup by counting the increase in source code lines and in bytes for the resulted program binaries before and after applying the repairs. First, we compared the total line count of the source code against the number of lines of code which were added after inserting all the repairs into the programs. As already mentioned, the initial line count was 977.7KLOC. After applying all repairs we added in total around 10 KLOC. This corresponds to an increase of less than 2% in LOC and represents in our opinion a tolerable source code increase. Note that no code lines were deleted or compacted after applying the repair. Second, we compared the size in bytes of the original program binary and the program binary after applying the repairs. The original size of all 2052 vulnerable programs is 1922.8 Mb. After applying all repairs to the programs, we noticed no binary size increase. This is because we add a rather small number of checks per program. Thus, we confirm that the size of each program binary did not increase more than 1%. This makes INREP highly effective and usable in, for example, embedded scenarios where minimizing program binary size is a key objective.

H. Deployment (RQ8)

As one of the main design goals of INTGUARD is automatic deployment, we describe our experience of applying INTGUARD to the 2052 C programs. INTGUARD was able to successfully repair and recompile the 2052 C programs without any crashes. At the same time, we were able to repair all detected integer overflow errors.

In contrast, CIntFix was not able to analyze all 2052 programs (*i.e.*, only 1938 programs) since CIntFix could not deal with programs which depend heavily on I/O (input/output) and thus the authors claim that these programs are unsuitable for automatic evaluation. Also, CIntFix performs less informed program repairs than INTGUARD because the repair generation and insertion do not rely on a previous integer overflow error detection step, which usually helps to confirm that the integer overflow error is present in the program at a particular source code line. Further, CIntFix is a runtime based tool which incurs a rather high performance overhead (*i.e.*, 16% in average) when tested on the same programs as INTGUARD which has around 1% runtime performance overhead. Finally, CINTFIX does not provide any GUI which could aid the programmer to more easily locate the source code line where a repair will be inserted (aided by a report created for each integer overflow).

I. Security Analysis (RQ8)

CVE Number	Application	Heap Corrupting	Stack Corrupting	local	remote	Patch	avoidable
CVE-2017-797	Ghostsript		✓		✓	[40]	✓
CVE-2016-10164	libXpm 3.5.12	✓		✓		[41]	✓
CVE-2016-8706	Memcached 1.4.31	✓			✓	[42]	✓
CVE-2016-9427	bdwgc	✓		✓		[43]	✓
CVE-2014-9862	bsdiffl, in Mac OS X	✓			✓	[44]	✓

TABLE III: Avoidable vulnerabilities by using INTGUARD.

Table III stems from NVD [49] and presents a brief analysis of arbitrary code executions, which are caused by exploitable integer overflows. Next to the corresponding CVE number/type and the repairs used to fix the reported integer overflow vulnerability, we highlight the fact that most of the exploitable integer overflow vulnerabilities, which lead to arbitrary code executions, are heap-based which is also confirmed in Figure 1.

We analyzed the used repairs (see Table III) and made several observation w.r.t. the repairs: (1) they are relatively small (up to 5 LOC), (2) they consist of changing the wrong data type used for declaring an integer to the right data type, and (3) they introduce some simple bounds or a cascade of bound checks on the integer value before using it in an unsafe program location where for example user input in form of files (or other forms of input) is used by the program as parameters. Another observation is that the integer overflows are not spread over a large context (only 1-2 files) and appear to have no complex dependencies, which would cause difficulties for any static program analysis technique.

Furthermore, based on these observations we think that some of the previously depicted memory corruptions can be avoided if INTGUARD is used consistently by programmers in their daily routines. We make this claim based on the fact that the repairs introduced by INTGUARD are specifically addressing the above observations, namely (1) the repairs check if the data type of the integer could overflow and cause an error, (2) the repairs are automatically adaptable in order to generate complex range checks (which can cover complex checks), and (3) INTGUARD can be used as a point-wise program repair insertion tool which basically means that it can generate complex repairs that for humans are difficult to generate by relying on a fast local context program analysis. Finally, we want to emphasize that INTGUARD can also protect against other types of vulnerabilities (*i.e.*, buffer overflows) and

attacks (*i.e.*, CRAs, DoS), which are based on integer overflow vulnerabilities by extending its integer overflow types detection capabilities.

J. Controlled Experiment (RQ10)

Setup. We performed a controlled experiment by asking 30 graduate students (16 male and 14 female) with 1-2 years programming experience to assess INTGUARD during a bug bounty experiment. We split the 30 participants in two groups. The number of females and males was split evenly between the two groups. We randomly selected three programs contained in our mini-benchmark. We did not tell the participants which type of bug to look for and how many he/she should detect and repair. The computer used in our experiment was equipped with two versions of Eclipse CDT (*i.e.*, one Eclipse version with INTGUARD installed and the other Eclipse version without INTGUARD installed). Before the experiment was started we asked each of the participants to notify the person overlooking the experiment when a repair was inserted and he/she has finished his/her analysis for time keeping reasons. Next, we informed each participant from each group to find the bugs in the three given programs and repair them.

Experiment. The experiment was conducted with each participant individually placed at a single PC with an additional person in the room who overlooked the experiment.

Group 1. Each participant had access to the most recent Eclipse CDT IDE and to the GCC (v. 4.9.3) compiler through terminal access. Next, we asked the participants to search for bugs and fix them with the help of the Eclipse CDT IDE where INTGUARD was *not* installed.

Group 2. Before the experiment, each participant from the second group got a short one minute demo movie showing them how to use INTGUARD. Next, we asked the participants to search for bugs and fix them with the help of the Eclipse CDT IDE where INTGUARD was installed.

We measured the time needed for each participant to locate the bug and repair it as well as the success rate for each analyzed program after the participant decided that he was finished. After the experiment, we asked each participant if (1) he/she would reuse our tool in his/her daily routine and if (2) he/she would recommend it to other peers. Each question should be answered with yes/no.

Results. In total, the participants needed more than 18 times (6534 vs. 362 seconds) more time to repair the programs without INTGUARD than with it. From the 98 program repairs introduced manually 61% were correct (*i.e.*, the integer overflow bug was removed and no new vulnerability was introduced). We assessed this through manual inspection of the repairs inserted by each participant after he/she left the experiment room. In contrast, each participant which used INTGUARD could remove all bugs successfully. From, the total of 30 participants 91% found the tool useful and 83% would further recommend INTGUARD to their peers. Overall, the results show that the time needed to find and repair an integer overflow manually is substantially higher than with the help of INTGUARD, and at the same time working without INTGUARD led to a comparatively low rate of correct repairs.

K. Comparison with Other Tools (RQ11)

First, we analyzed the 2052 C programs with cp-pcheck [19]. The tool reported 2592 format strings warnings (*i.e.*, %u in format string (no. 1) requires 'unsigned int' but the argument type is 'size_t aka unsigned long), 0 errors, 1524 style issues, 1467 performance issues, 1344 portability issues (*i.e.*, scanf without field width limits can crash with huge input data on some versions of libc), and 1 information issue (*i.e.*, Cppcheck cannot find all the include files). Second, we analyzed the 2052 C programs with the Coverity [56] open source static analysis tool. The reports generated for the analyzed programs indicated several possible integer overflows, but *no* integer overflow repairs were suggested. Third, we compiled all programs, which we analyzed, with all warnings that GCC (v. 4.9.3) has to offer. We parsed all the logs generated and observed that neither any integer overflow reports nor source code repairs were suggested. Fourth, we compiled all 2052 programs with all warning flags on with Clang (v. 3.8.0). We parsed all log outputs and observed no integer overflows repair suggestions. Even though the warnings for Clang are more expressive than those of GCC, we did not observe any suggestion on how to repair the compiled programs. In summary, we can confirm that all tools, which we used in our evaluation, are not able to suggest any code repairs that can be used to avoid the integer overflows present in the analyzed programs.

VII. RELATED WORK

Integer overflows have threatened software programs for decades. The usage of different types of tools based on: static analysis integer overflow detection [27, 45, 52], runtime program repair [2], benign integer overflow identification [52], directed and random fuzzing [24, 51], concolic testing [6], library support and runtime checks [38, 39], and repair code transfer [47] have helped to reduce the number of integer overflows. These tools have seen only little to no adoption in the industry; partly because their benefits are hard to assess in the context of real software projects [36] where there is an urgent need to detect and avoid integer overflow based memory corruptions, which can lead to CRAs [4] or other security vulnerabilities [50, 52].

Tool	s. s. d.	s. - s. d.	d. s. d.	d. - s. d.	SMT solv.	- SMT solv	source code	binary code	intermediate	C-support	C++ support	overflow	underflow	signedness	truncation	sound	complete	benign	exploitable	annotations	fuzzing	mutating	detect (d)	repair (r)	(d&r)
ARCHER [9]					*	*	*	*	*	*	*	*	*	*	*	*	*	*	*	*	*	*	*	*	*
UQBing [54]					*	*	*	*	*	*	*	*	*	*	*	*	*	*	*	*	*	*	*	*	*
PREfast [28]	*				*	*	*	*	*	*	*	*	*	*	*	*	*	*	*	*	*	*	*	*	*
Rich [3]					*	*	*	*	*	*	*	*	*	*	*	*	*	*	*	*	*	*	*	*	*
SAGE [23]					*	*	*	*	*	*	*	*	*	*	*	*	*	*	*	*	*	*	*	*	*
IntScope[50]	*				*	*	*	*	*	*	*	*	*	*	*	*	*	*	*	*	*	*	*	*	*
Brick [7]					*	*	*	*	*	*	*	*	*	*	*	*	*	*	*	*	*	*	*	*	*
IntFinder [8]					*	*	*	*	*	*	*	*	*	*	*	*	*	*	*	*	*	*	*	*	*
SmartFuzz [29]					*	*	*	*	*	*	*	*	*	*	*	*	*	*	*	*	*	*	*	*	*
PREfix [30]	*				*	*	*	*	*	*	*	*	*	*	*	*	*	*	*	*	*	*	*	*	*
IntPatch [59]	*				*	*	*	*	*	*	*	*	*	*	*	*	*	*	*	*	*	*	*	*	*
IOC [17]					*	*	*	*	*	*	*	*	*	*	*	*	*	*	*	*	*	*	*	*	*
IntFlow [35]					*	*	*	*	*	*	*	*	*	*	*	*	*	*	*	*	*	*	*	*	*
SoupInt [53]					*	*	*	*	*	*	*	*	*	*	*	*	*	*	*	*	*	*	*	*	*
SIFT [27]	*				*	*	*	*	*	*	*	*	*	*	*	*	*	*	*	*	*	*	*	*	*
TAP [46]	*				*	*	*	*	*	*	*	*	*	*	*	*	*	*	*	*	*	*	*	*	*
Diode [45]	*				*	*	*	*	*	*	*	*	*	*	*	*	*	*	*	*	*	*	*	*	*
Indio [58]	*				*	*	*	*	*	*	*	*	*	*	*	*	*	*	*	*	*	*	*	*	*
Zhang et al. [60]	*	*	*	*	*	*	*	*	*	*	*	*	*	*	*	*	*	*	*	*	*	*	*	*	*
IntEQ [48]	*	*	*	*	*	*	*	*	*	*	*	*	*	*	*	*	*	*	*	*	*	*	*	*	*
CIntFix [10]	*	*	*	*	*	*	*	*	*	*	*	*	*	*	*	*	*	*	*	*	*	*	*	*	*
IntGuard	*	*	*	*	*	*	*	*	*	*	*	*	*	*	*	*	*	*	*	*	*	*	*	*	*

TABLE IV: Integer overflow detection and repair features.

Table IV summarizes a string of tools used for integer overflow detection and repair, and the underlying techniques on which these tools are based. In Table IV the • symbol means addressed and the abbreviations have the following meaning: static symbolic detection (s. s. d.), dynamic symbolic detection (d. s. d), and \neg logical not. We deliberately excluded from Table IV commercial static symbolic execution tools (e.g., CodeSonar; see [15] for more details), which scale to programs having millions LOC and which can efficiently detect integer overflows, since their internals are mostly unknown.

It is interesting to note that most of these tools are either only used for integer overflow detection or if they are used for code repair then they do not consider detecting first the integer overflow. More specifically, INTGUARD and TAP are the *only* tools which first detect the integer overflow and then propose a repair for it. Additionally, most of the other repair generation tools are repairing the programs in an uninformed (i.e., without first detecting and classifying the bug) manner, which consequently incurs high runtime overhead and significant insertion imprecision. Further, only SIFT is based on a sound technique, and none of the other tools are complete for well known reasons—discussing all these reasons here is out of scope of this paper. In contrast, INTGUARD code repairs are sound (e.g., no false positives, see our soundness definition in §I). Please note that comparing all the tools depicted in Table IV against INTGUARD in detail is not feasible within the constraints of one research paper.

1) *Source Code Repairs*: CIntFix [10] is a runtime based tool used for protection against integer related problems in C source code functions only. This tool utilizes integers of infinite size with two’s complement encoding in place of original bounded integers. The code transformations of CIntFix can be only applied to complete functions and the analysis is not inter-procedural. Further, the runtime slowdown is around 18%. CIntFix has several advantages. The analysis performed by CIntFix is syntax-directed and rule-based, which avoids sophisticated and imprecise analysis. Its analysis cannot scale to large programs and CIntFix can miss the repair of some integer overflows as well. CIntFix is unable to tolerate intentional wraparounds, which directly propagate to critical sites. From the total of 2052 programs in CWE190, it could repair only 1938 (114 misses), whereas INTGUARD could fix all of them. Also, the source code expansion is above 25%, which is ≈ 25 times more than the code expansion of INTGUARD. The runtime on the repaired programs is 16%, whereas INTGUARD slowdown on the same programs is $\approx 1\%$. CIntFix claims to provide transformation, which are safe, but this is currently hard to assess since its transformations and the ones of AIC/CIT/RAO [64] are very similar and the transformations of the later do not preserve program behavior.

AIC/CIT/RAO [64] is a static source code analysis tool built as an Eclipse plug-in, which provides several code transformations that can be used to avoid integer overflows. The provided transformations are similar to code refactorings, but actually transform the internal model of a C program towards a safe model. This tool provides three types of transformations: add integer cast (AIC), replace arithmetic operator (RAO), and change integer type (CIT). Based on these three safe code transformations, this tool can protect against integer overflows without the need to detect the integer overflow first.

In contrast, INTGUARD first detects the integer overflow using symbolic static analysis and then it generates a repair, which can protect against the integer overflow and underflow. The AIC/CIT/RAO transformations do not preserve the original program behavior as mentioned in the original paper. The goal of these transformations is to transform the program to a more safe integer model. The CIT transformation suffers from the need of justification of a type change. Finally, the repairs cannot be considered user-friendly resulting often in complex cascaded transformations, which are hard to assess by a programmer.

2) *Binary Based Repairs*: Sift [27] is a binary based which can protect programs against integer overflows by instrumenting its binary. Sift relies on carefully crafted user source code annotations in order to identify the input field that each input statement reads. The tool can not generate input filters for all types of source code sites (i.e., currently only memory allocations and block memory copy sites). In contrast, INTGUARD does not rely on source code annotations. Note that the integer overflow triggering file input formats are all image based (i.e., PNG, JPEG, GIF, SWF) or sound (i.e., WAV) based. Particularly, when expressions at a site contain subexpressions whose values depend on an unbounded number of values computed in loops the tool needs an upper bound on the number of loop iterations which can be specified by the programmer upfront (i.e., currently not used by the tool). Further, Sift may introduce unwanted program behavior since it does not first detect the integer overflow but rather it generates an input filter for the previously annotated integer overflow prone source code site. In contrast INTGUARD detects first the integer overflow and then it proposes a repair for it which further is not naïvely inserted since the final insertion decision is delegated to the programmer.

VIII. CONCLUSION

In this paper, we presented INTGUARD, an integer overflow detection and repair tool for C source code, which provides sound, highly useful and high-quality code repairs that satisfy more repair guarantees than other state-of-the-art tools.

In our evaluation, we applied INTGUARD to C programs having ≈ 1 Mil. LOC. Experimental results show that INTGUARD’S repairs are more effective (i.e., repaired programs have around 1% runtime overhead), precise (i.e., no false positives are repaired), and more useful (i.e., sound repairs) than other state-of-the-art tools. INTGUARD was able to repair integer overflows using automatically generated source code repairs that incurred less than 2% increase in LOC and around 1% program binary blow-up. We conducted a controlled experiment with 30 participants in which we showed that INTGUARD is 18 times more time-effective and has a higher repair success rate than manual repairs. At the same time, 91% of the participants found INTGUARD highly usable and 83% of the participants would further recommend it to their peers. Finally, we point out that in order to protect against CRAs and other types of integer overflow based vulnerabilities a promising approach is to check the program source code in a consistent fashion as part of programmers’ daily routine; INTGUARD can address this goal in an efficient and programmer-friendly fashion.

REFERENCES

- [1] C. Barrett, A. Stump, and C. Tinelli, The SMT-LIB Standard Version 2.0, <http://smtlib.cs.uiowa.edu/papers/smt-lib-reference-v2.0-r10.12.21.pdf>, 2010.
- [2] E. D. Berger, and B. G. Zorn, Diehard: Probabilistic memory safety for unsafe languages, In *Proceedings of the International Conference on Software Engineering (ICSE)*, 2012.
- [3] D. Brumley, T. Chiueh, and R. Johnson, RICH: Automatically protecting Against Integer-based Vulnerabilities, In *Proceedings of the Network and Distributed System Security Symposium (NDSS)*, 2007.
- [4] E. Buchanan, R. Roemer, H. Shacham, and S. Savage, When Good Instructions Go Bad: Generalizing Return-Oriented Programming to RISC, In *Proceedings of the ACM Conference on Computer and Communications Security (CCS)*, 2008.
- [5] H. Perl, S. Dechand, M. Smith, D. Arp, F. Yamaguchi, K. Rieck, S. Fahl, and Y. Acar, VCCFinder: Finding Potential Vulnerabilities in Open-Source Projects to Assist Code Audits, In *Proceedings of the ACM Conference on Computer and Communications Security (CCS)*, 2008.
- [6] C. Cadar, D. Dunbar, and D. Engler, KLEE: Unassisted and automatic generation of high-coverage tests for complex systems programs, In *Proceedings of the Annual Computer Security Applications Conference (ACSAC)*, 2014.
- [7] P. Chen, Y. Wang, and Z. Xin, Brick: A Binary Tool for Run-time Detecting and Locating Integer-based Vulnerability, In *Proceedings of the International Conference on Availability, Reliability and Security (ARES)*, 2009.
- [8] P. Chen, H. Han, Y. Wang, X. Shen, X. Yin, B. Mao, and L. Xie, IntFinder: Automatically Detecting Integer Bugs in x86 Binary Program, In *Proceedings of the International conference on Information and Communications Security (ICICS)*, 2009.
- [9] R. Chinchani, A. Iyer, B. Jayaraman, and S. Upadhyaya, ARCHERR: Runtime Environment Driven Program Safety, In *Proceedings of the European Symposium on Research in Computer Security (ESORICS)*, 2004.
- [10] X. Cheng, M. Zhou, X. Song, M. Gu, and J. Sun, Automatic Fix for C Integer Errors by Precision Improvement, In *Proceedings of the Annual Computer Software and Applications Conference (COMPSAC)*, 2016.
- [11] Integer Overflow or Wraparound, <https://cwe.mitre.org/data/definitions/190.html>.
- [12] Integer Underflow (Wrap or Wraparound), <https://cwe.mitre.org/data/definitions/191.html>.
- [13] Signed to Unsigned Conversion Error, <https://cwe.mitre.org/data/definitions/195.html>.
- [14] Numeric Truncation Error <https://cwe.mitre.org/data/definitions/197.html>.
- [15] S. Shiraishi, V. Mohan, and H. Marimuthu, Quantitative Evaluation of Static Analysis Tools, In *Proceedings of the Network and Distributed System Security Symposium (NDSS)*, 2008.
- [16] L. de Moura and N. Bjørner, Z3: an efficient SMT solver, In *Proceedings of the International Conference on Tools and Algorithms for the Construction and Analysis of Systems/European Joint Conference on Theory & Practice of Software (TACAS/ETAPS)*, 2008.
- [17] W. Dietz, P. Li, J. Regehr, and V. Adve, Understanding Integer Overflow in C/C++, In *Proceedings of the International Conference on Software Engineering (ICSE)*, 2012.
- [18] Discussion between programmers and gcc developers, http://gcc.gnu.org/bugzilla/show_bug.cgi?id=30475#c2.
- [19] A tool for static C/C++ code analysis, <http://cppcheck.sourceforge.net/>.
- [20] Integer overflow detection demo, <https://goo.gl/uNvdRp>.
- [21] Integer overflow repair demo, <https://goo.gl/912Jux>.
- [22] E. Gamma, J. Vlissides, R. Johnson and R. Helm, Design Patterns. Elements of Reusable Object-Oriented Software, Addison-Wesley '94.
- [23] P. Godefroid, M. Y. Levin and D. Molnar, Automated Whitebox Fuzz Testing, In *Proceedings of the Network and Distributed System Security Symposium (NDSS)*, 2008.
- [24] V. Ganesh, T. Leek, and M. Rinard. Taint-based directed whitebox fuzzing, In *Proceedings of the USENIX Security Symposium (USENIX SEC)*, 2009.
- [25] E. Laskavaia, Codan: a C/C++ Static Analysis Framework for CDT, In *EclipseCon '11*.
- [26] V. Le, M. Afshari, and Z. Su, Compiler Validation via Equivalence Modulo Inputs, In *Proceedings of the Annual Computer Security Applications Conference (ACSAC)*, 2014.
- [27] F. Long, S. Sidiroglou-Douskos, D. Kim, and M. Rinard, Sound Input Filter Generation for Integer Overflow Errors, In *Proceedings of the Symposium on Principles of Programming Languages (POPL)*, 2014.
- [28] Microsoft, PREfast analysis tool, <https://msdn.microsoft.com/en-us/library/ms933794.aspx>, Microsoft Corporation, 2006.
- [29] D. Molnar, X. C. Li, and D. A. Wagner, Dynamic Test Generation to Find Integer Bugs in x86 Binary Linux Programs, In *Proceedings of the USENIX Security Symposium (USENIX SEC)*, 2009.
- [30] Y. Moy, N. Bjørner, and D. Sielaff, Modular Bug-finding for Integer Overflows in the Large: Sound, Efficient, Bit-precise Static Analysis, MSR-TR-2009-57, 2009.
- [31] P. Muntean, M. Rahman, A. Ibing and C. Eckert, SMT-Constrained Symbolic Execution Engine for Integer Overflow Detection in C Code, In *Proceedings of the International Information Security South Africa Conference (ISSA)*, 2015.
- [32] P. Muntean, V. Kommanapalli, A. Ibing and C. Eckert, Automated Generation of Buffer Overflows Quick Fixes using Symbolic Execution and SMT, In *International Conference on Computer Safety, Reliability & Security (SAFECOMP)*, 2015.
- [33] U.S. National Institute of Standards and Technology (NIST), kJuliet Test Suite v1.2 for C/C++, PDF: https://samate.nist.gov/SRD/resources/Juliet_Test_Suite_v1.2_for_C_Cpp_-_User_Guide.pdf, Zip File: https://samate.nist.gov/SRD/testsuites/juliet/Juliet_Test_Suite_v1.2_for_C_Cpp.zip.
- [34] T. Parr, Language Implementation Patterns, Pragmatic Bookshelf, 2010.
- [35] M. Pomonis, T. Petsios, K. Jee, M. Polychronakis, and A. D Keromytis, IntFlow: Improving the Accuracy of Arithmetic Error Detection Using Information Flow Tracking, In *Proceedings of the Annual Computer Security Applications Conference (ACSAC)*, 2014.
- [36] D. M. Rafi, K. Moses, K. Petersen, and Mika V. Mäntylä, Benefits and limitations of automated software testing: systematic literature review and practitioner survey, In *AST '12*.
- [37] B.-C. Rothenberg and O. Grumberg, Sound and Complete Mutation-Based Program Repair, In *FM '16*.
- [38] R.C. Seacord, The CERT C Secure Coding Standard, Addison-Wesley Professional, 2008.
- [39] SafeInt, <http://safeint.codeplex.com/>.
- [40] CVE-2017-7975, <https://nvd.nist.gov/vuln/detail/CVE-2017-7975#vulnDescriptionTitle>. See repair: <https://goo.gl/SpX5Qv>.
- [41] CVE-2016-10164, <https://access.redhat.com/security/cve/cve-2016-10164>. See repair: <https://goo.gl/ufnNrZ>.
- [42] CVE-2016-10164, <https://access.redhat.com/security/cve/cve-2016-8706>. See repair: <https://goo.gl/Hrh39i>.
- [43] CVE-2016-9427, <https://cve.mitre.org/cgi-bin/cvename.cgi?name=CVE-2016-9427>. See repair: <https://goo.gl/Tqqmi3>.
- [44] CVE-2014-9862, <https://nvd.nist.gov/vuln/detail/CVE-2014-9862>. See repair: <https://goo.gl/iKodLf>.
- [45] S. Sidiroglou-Douskos, E. Lahtinen, N. Rittenhouse, P. Piselli, F. Long, D. Kim, and M. Rinard, Targeted Automatic Integer Overflow Discovery Using Goal-Directed Conditional Branch Enforcement, In *Proceedings of the International Conference on Architectural Support for Programming Languages and Operating Systems (ASPLOS)*, 2015.
- [46] S. Sidiroglou-Douskos, E. Lahtinen, and M. Rinard, Automatic Discovery and Patching of Buffer and Integer Overflow Errors, <https://dSPACE.mit.edu/handle/1721.1/97087>, In *MIT-CSAIL-TR-2015-018*, 2015.

- [47] S. Sidiroglou-Douskos, E. Lahtinen, F. Long, and M. Rinard, Automatic error elimination by multi-application code transfer, In *Proceedings of the International Conference on Architectural Support for Programming Languages and Operating Systems (ASPLOS)*, 2015.
- [48] H. Sun, X. Zhang, Y. Zheng, and Q. Zeng, IntEQ: Recognizing Benign Integer Overflows via Equivalence Checking Across Multiple Precisions, In *Proceedings of the International Conference on Software Engineering (ICSE)*, 2016.
- [49] United States National Vulnerability Database (NVD), <https://nvd.nist.gov/vuln/search>.
- [50] T. Wang, T. Wei, Z. Lin, and W. Zou, IntScope: Automatically Detecting Integer Overflow Vulnerability in x86 Binary Using Symbolic Execution, In *Proceedings of the Network and Distributed System Security Symposium (NDSS)*, 2009.
- [51] T. Wang, T. Wei, G. Gu, and W. Zou, TaintScope: A checksum-aware directed fuzzing tool for automatic software vulnerability detection, In *Proceedings of the Symposium on Security and Privacy (S&P)*, 2010.
- [52] X. Wang, H. Chen, Z. Jia, N. Zeldovich, and M.F. Kaashoek, Improving integer security for systems with KINT, In *Proceedings of the USENIX Security Symposium (USENIX SEC)*, 2012.
- [53] T. Wang, C. Song, and W. Lee, Diagnosis and Emergency Patch Generation for Integer Overflow Exploits, In *Proceedings of the International Conference on Detection of Intrusions and Malware, and Vulnerability Assessment (DIMVA)*, 2014.
- [54] R. Wojtczuk, UQBTng: A Tool Capable of Automatically Finding Integer Overflows in Win32 Binaries,
- [55] C. Herley, and P. C. van Oorschot, Science, Security, and the Elusive Goal of Security as a Scientific Pursuit, In *Proceedings of the International Symposium on Research in Attacks, Intrusions, and Defenses (RAID)*, 2015.
- [56] Coverity Scan Static Analysis, <https://scan.coverity.com/>.
- [57] Working Draft, Standard for Programming Language C++ N4296, <http://www.open-std.org/jtc1/sc22/wg21/docs/papers/2014/n4296.pdf>.
- [58] Y. Zhang, X. Sun, Yi Deng, L. Cheng, S. Zeng, Y. Fu, and D. Feng, Improving Accuracy of Static Integer Overflow Detection in Binary, In *Proceedings of the International Symposium on Research in Attacks, Intrusions, and Defenses (RAID)*, 2015.
- [59] Q. Xiao, Y. Chen, H. Huang, L. Qi, IntPatch: Automatically Fix Integer-Overflow-to-Buffer-Overflow Vulnerability at Compile-Time, In *Proceedings of the European Symposium on Research in Computer Security (ESORICS)*, 2010.
- [60] B. Zhang, C. Feng, B. Wu, and C.Tang, Detecting Integer Overflow in Windows Binary Executables based on Symbolic Execution, In *Proceedings of the International Conference on Software Engineering, Artificial Intelligence, Networking and Parallel/Distributed Computing (SNPD)*, 2016.
- [61] U. P. Khedker, A. Sanyal, and B. Karkare, Data Flow Analysis, CRC Press, 2009.
- [62] M. Sharir and A. Pnueli, Two Approaches to Interprocedural Data Flow Analysis, Program Flow Analysis: Theory and Applications, Prentice-Hall, 1981.
- [63] F. Tip, A Survey of Program Slicing Techniques, In *Journal of Programming Languages*, <http://www.franktip.org/pubs/jpl1995.pdf>, 1995.
- [64] Z. Coker, and M. Hafiz, Program Transformations to Fix C Integers, In *ICSE '13*.