

Computing diffusivities from particle models out of equilibrium

Peter Embacher[†], Nicolas Dirr[†], Johannes Zimmer^{*}, and Celia Reina[‡]

[†]School of Mathematics, Cardiff University, Cardiff CF24 4AG, UK

^{*}Department of Mathematical Sciences, University of Bath, Bath BA2 7AY, UK

[‡]Department of Mechanical Engineering and Applied Mechanics, University of Pennsylvania, Philadelphia PA 19104, USA

November 4, 2021

Abstract

A new method is proposed to numerically extract the diffusivity of a (typically nonlinear) diffusion equation from underlying stochastic particle systems. The proposed strategy requires the system to be in local equilibrium and have Gaussian fluctuations but is otherwise allowed to undergo arbitrary out of equilibrium evolutions. This could be potentially relevant for particle data obtained from experimental applications. The key idea underlying the method is that finite, yet large, particle systems formally obey stochastic partial differential equations of gradient flow type satisfying a fluctuation-dissipation relation. The strategy is here applied to three classic particle models, namely independent random walkers, a zero range process and a symmetric simple exclusion process in one space dimension, to allow the comparison with analytic solutions.

1 Introduction

Diffusive processes are ubiquitous in natural and man-made materials and devices, ranging from mass transport in cells over ion diffusion in batteries to diffusion of pollutants in oceans and the atmosphere. They can often be described on a fine scale via particles, and on a coarser (continuum) scale by partial differential equations. While the former typically provides higher physical fidelity, the computational efficiency of the latter enables us to reach the length and time scales required in many applications.

Yet, simulations at the continuum level require the knowledge of correct material parameters or transport coefficients, such as the diffusivity for mass

transport processes. These can be determined from lower scale models or experimental observations, which is precisely the problem we study here. In particular, we consider diffusive systems described by evolution equations of the form

$$\partial_t \rho = \operatorname{div} (D(\rho) \nabla \rho),$$

where $\rho = \rho(t, x)$ is the density and $D(\rho)$ is the diffusion coefficient.

Existing methods to compute diffusivities include equilibrium strategies based on linear response theory, e.g., Green-Kubo or mean square displacement methods (see, for example, [1, Section 4.4.1] and [2]), and non-equilibrium molecular dynamic techniques (see, for example, [3, Chapters 2 and 8], [4, Chapter 13] or [5]). Although these methods have been proven very successful, they require the system to be in special configurations, such as macroscopic equilibrium or steady state, or the simulation of modified equations of motion. This may pose challenges for a range of problems where transport coefficients should be inferred from experimental data, where the special configurations required by these methods might not always be easily achievable experimentally.

In this article, we develop a new computational strategy to determine diffusivity coefficients from quite general non-equilibrium particle evolutions: the primary assumptions are local equilibrium and Gaussian nature of the fluctuations of the density (see Subsection 2.1.1 for further details). The key idea is that the evolution of a finite, yet large, number of particles can formally be described by a stochastic partial differential equation (SPDE) satisfying a fluctuation-dissipation relation. In particular, when the deterministic part of the SPDE is written as a gradient flow of the entropy functional, the density evolves in the direction of steepest ascent of the entropy (while compatible with the constraint of conservation of mass) at a speed that is characterized by a mobility coefficient [6, 7]. This mobility is also encoded in the noise term of the SPDE, by the fluctuation-dissipation relation, and it may be directly related to the diffusivity through the knowledge of the entropy. We extend in this study a classic approach for the computation of the noise term of a stochastic ordinary differential equation to the infinite-dimensional setting of SPDEs, which allows us to compute the mobility from the fluctuations observed in particle evolution data.

There are various interesting features of this approach. Firstly, the particle evolution data is allowed to be in or out of equilibrium, which provides great flexibility for the input data that can be considered. Furthermore, it allows us to recover the function $D(\rho)$ within the range of densities covered by the particle data — we chose here a sinusoidal shape for the initial density to demonstrate this feature. This is in contrast to common equilibrium techniques, which only deliver the diffusivity at the simulated density. Secondly, the particles' mean square displacement (MSD) is not assumed to be linear in time, as it would be in conventional calculations of the diffusivity using Einstein's relation. Rather, the diffusivity is directly computed from the fluctuations, without assuming a specific form of the temporal evolution. This versatility of the method is demonstrated by considering a symmetric nearest neighbour exclusion process

in one space dimension, for which $\text{MSD} \sim t^{1/2}$, thus rendering the conventional method inapplicable; the method determines the diffusivity correctly for this case. Lastly, we note that, although we restrict the analysis to nonlinear diffusion problems, which in itself exhibit a wide variety of interesting phenomena and applications, the potential applicability is much larger. Indeed, we only use a gradient flow structure of the thermodynamic evolution and the fluctuation-dissipation relation; this setting comprises a much wider range of dissipative phenomena [8, 9].

In this article we demonstrate the methodology for stochastic particle problems on lattices with analytic solutions to their macroscopic evolution equation, so that the errors can be exactly determined. In particular, we study independent random walkers, a zero range process with quadratic jump rates and a symmetric simple exclusion process. We could not find the analytic description of the continuum limit for the second of these processes in the literature, and the derivation of the analytic expression is sketched in Subsection 4.1. In all of these cases, the input to the method is obtained from kinetic Monte Carlo simulations of these processes. However, the input data can also be, in principle, obtained from experiments; the applicability of the method in experimental settings will be investigated in future studies.

The structure of the paper is as follows. In Section 2, we describe the thermodynamic formulation of diffusion processes, both in deterministic and stochastic form, in Subsection 2.1, and develop the computational strategy in Subsection 2.2. Section 3 provides details on the numerical implementation. Next, in Section 4 we describe the particle processes used as test cases, and present the computational results in Section 5. Finally, some conclusions are drawn in Section 6, where also an outlook to an application of the proposed method to particles experiencing Kawasaki dynamics is given.

2 Thermodynamics metric: theory and computational method

2.1 Diffusive processes and fluctuating hydrodynamics: thermodynamic entropy and metric

As sketched in the introduction, we consider diffusive systems of the form

$$\partial_t \rho = \text{div}(D(\rho) \nabla \rho) \quad (1)$$

(complemented with initial and boundary conditions) and develop a computational strategy to determine the *diffusivity* $D(\rho)$ from non-equilibrium evolutions of the underlying particle models.

The proposed methodology starts by reformulating the differential equation (1) in a form that reveals the thermodynamic nature of the equation.

Namely, equation (1) can be cast as

$$\partial_t \rho = \operatorname{div}(D(\rho) \nabla \rho) = -\operatorname{div} \left(m(\rho) \nabla \frac{\delta \mathcal{S}}{\delta \rho}(\rho) \right), \quad (2)$$

where $\frac{\delta \mathcal{S}}{\delta \rho}$ is the variational derivative of the entropy $\mathcal{S}(\rho) = \int s(\rho(x)) \, dx$, $\left(\frac{\delta \mathcal{S}}{\delta \rho}\right)' = s''(\rho)$ represents its derivative with respect to ρ and

$$m(\rho) = -\frac{D(\rho)}{\left(\frac{\delta \mathcal{S}}{\delta \rho}\right)'} \geq 0 \quad (3)$$

is the mobility. As an example, the linear diffusion problem (i.e., constant $D(\rho) \equiv D$), satisfies equation (2) with the *Boltzmann entropy* $\mathcal{S}(\rho) = -\int \rho \log(\rho) \, dx$ (in dimensionless form) and mobility $m(\rho) = D\rho$. Although the second equality in (2) is straightforward to verify from (3), the associated thermodynamic formulation of the evolution, $\partial_t \rho = -\operatorname{div} \left(m(\rho) \nabla \frac{\delta \mathcal{S}}{\delta \rho}(\rho) \right) =: \mathcal{K} \frac{\delta \mathcal{S}}{\delta \rho}$, has a much deeper meaning. Specifically, the operator $\mathcal{K}(\rho)\xi = -\operatorname{div}(D\rho \nabla \xi)$ defines a geometry, the so-called *Wasserstein geometry*, in which the entropy \mathcal{S} experiences a steepest ascent. This fundamental insight by Jordan, Kinderlehrer and Otto [6] has triggered much activity in the past two decades; we sketch a few key results in Appendix A.

Equation (2) arises as the limit, the so-called hydrodynamic limit, of infinitely many particles under parabolic scaling of space and time. We refer the reader to Sections 3 and 4 for a concise description of this limit in the context of lattice systems. Key to the proposed method is that the evolution of the density ρ^L describing the evolution of large, yet *finite* number of particles is formally given by a stochastic partial differential equation. For instance, the motion of finitely many random walkers satisfies approximately the equation

$$\partial_t \rho^L = \operatorname{div}(D \nabla \rho^L) + \frac{1}{\sqrt{L^d}} \operatorname{div}(\sqrt{2D\rho^L} \dot{W}_{x,t}), \quad (4)$$

where the diffusivity D depends on the jump rate of the walkers, while in the limit of infinite number of particles the density satisfies (2). Here, $\dot{W}_{x,t}$ is a space-time white noise, $1/L$ is the lattice spacing and d is the dimension of space. We note that (4), which is also satisfied for the collective motion of finitely many Brownian particles [10], is an example of *fluctuating hydrodynamics* [11, 12, 13], see also [14] for a different derivation. The existence of a solution is an open mathematical problem, even for constant D , though equations of fluctuating hydrodynamics are widely used for simulations.

In general, the fluctuations of finitely many particles around the hydrodynamic limit, cf. (2), are therefore described by a stochastic partial differential equation (SPDE) and they encode the diffusivity D that we wish to identify. More precisely, as will be described in the next subsection, the fluctuations are directly related to the mobility $m(\rho)$, from which $D(\rho)$ can be computed

by means of equation (3). For the processes we consider, the entropy \mathcal{S} is well-known. Yet, more generally, only entropy differences $\delta\mathcal{S}$ are additionally required and these can be computed with standard techniques [1, Chapter 7].

We remark that the proposed method is in principle much more widely applicable, i.e., beyond the realm of diffusion, and this extension to a wider class of problems will be sketched in the conclusions in Section 6.

2.1.1 Key assumptions of the method

The method requires three key ingredients: a diffusive stochastic particle model, Gaussian fluctuations of the density and local equilibrium. Roughly speaking, local equilibrium can be understood as follows. In equilibrium, the probability distribution of the particles defines a unique invariant measure for each macroscopic density and discretisation level L . For fixed L , one can thus think of a family of invariant measures parametrised by the total mass, or equivalently by the density ρ . Then, assuming that we know the associated macroscopic density $\rho(t, x)$ at each x at a time t , we define for the given discretisation level L a measure by piecing together the invariant measures defined in equilibrium corresponding to the value of ρ . The resulting measure is itself not invariant; yet one expects it to be “almost invariant”, in the sense that its evolution under the adjoint of the generator of the process does not vanish, but is small in a well-controlled way. For the precise definition of local equilibrium, we refer to the book of Kipnis and Landim [15, Chapter 3].

2.2 Computational strategy

We now consider particle processes leading, in general, to a nonlinear diffusion as their hydrodynamic limit. We rewrite these equations as

$$\partial_t \rho = \operatorname{div}(D(\rho) \nabla \rho) = -\operatorname{div} \left(m(\rho) \nabla \frac{\delta \mathcal{S}}{\delta \rho} \right) = \frac{1}{2} \Delta(\Phi(\rho)), \quad (5)$$

where $\Phi'(\rho)/2 = D(\rho)$ as defined by the equality above. The density for a large but finite number of particles, ρ^L , can be approximated to leading order by the hydrodynamic limit given in (5). The next order, the fluctuations, can be measured via $Y^L(t, x) := \sqrt{L^d} (\rho^L(t, x) - \rho(t, x))$, where the scaling $\sqrt{L^d}$ guarantees a finite non-zero value as $L \rightarrow \infty$. In this limit, the fluctuations solve a linear stochastic partial differential equation (see [16] for the zero range process discussed in Subsection 4.1 and [17] for the simple exclusion process of Subsection 4.2). This therefore allows to formally approximate the evolution of ρ^L by the SPDE

$$\partial_t \rho^L = \frac{1}{2} \Delta(\Phi(\rho^L)) + \frac{1}{\sqrt{L^d}} \operatorname{div} \left(\sqrt{2m(\rho^L)} \dot{W}_{x,t} \right). \quad (6)$$

We further define the weak form of the fluctuations as

$$Y_\gamma^L(t) := \sqrt{L^d} \langle \gamma, \rho^L(t, \cdot) - \rho(t, \cdot) \rangle, \quad (7)$$

where $\gamma \in C_0^2(\Omega, \mathbb{R})$ is a test function and $\langle \cdot, \cdot \rangle$ denotes the L^2 inner product defined on the domain Ω . For our purposes, γ will be chosen to have local support so as to measure the fluctuations in the neighbourhood of a given point $x_0 \in \Omega$.

The limit of the stochastic processes Y^L and Y_γ^L are here denoted Y and Y_γ , respectively, and they satisfy $Y_\gamma = \langle Y, \gamma \rangle$. Formally, $Y_\gamma^L = \langle Y, \gamma \rangle + O(1/L^d) = Y_\gamma + O(1/L^d)$, where Y and Y_γ obey the Ornstein-Uhlenbeck processes defined by

$$dY = \frac{1}{2} \Delta(\Phi'(\rho)Y) dt + \text{div}(\sqrt{2m(\rho)} dW_{x,t}) \quad (8)$$

and

$$dY_\gamma(t) = \frac{1}{2} \langle \Delta\gamma, \Phi'(\rho(t, \cdot))Y(t, \cdot) \rangle dt - \left\langle \nabla\gamma, \sqrt{2m(\rho(t, \cdot))} dW_{x,t} \right\rangle, \quad (9)$$

respectively.

Structurally, (9) is an infinite-dimensional analogue of the finite-dimensional stochastic ordinary differential equation

$$dX = f dt + \sqrt{\sigma} dW, \quad (10)$$

for which one can easily compute the strength of the noise σ as

$$\lim_{h \searrow 0} \frac{1}{h} \mathbb{E} \left[[X(t_0 + h) - X(t_0)]^2 \right] = d\sigma, \quad (11)$$

where $\lim_{h \searrow 0}$ indicates the limit of h to 0 from above. Here the left-hand side can be approximated by computer simulations.

We claim that an analogous statement holds for the infinite-dimensional case (9) as well, namely

$$\frac{1}{2h} \mathbb{E} \left[[Y_\gamma(t_0 + h) - Y_\gamma(t_0)]^2 \right] = \langle m(\rho(t_0, \cdot)) \nabla\gamma, \nabla\gamma \rangle, \quad (12)$$

where a sufficiently localised function γ around a given point $x_0 \in \Omega$, delivers an approximation of $m(\rho(t_0, x_0))$ as

$$m(\rho(t_0, x_0)) \simeq \frac{\lim_{h \searrow 0} \frac{1}{h} \mathbb{E} \left[[Y_\gamma(t_0 + h) - Y_\gamma(t_0)]^2 \right]}{2 \langle \nabla\gamma, \nabla\gamma \rangle}. \quad (13)$$

This relation will allow us to extract m and hence the diffusivity D , via (3), from the fluctuations of the system, for large enough particle numbers. Further details on its numerical implementation will be given in Section 3.

To establish (12), we separate the so-called quadratic variation of the process (9) from the rest (this is a standard problem in financial mathematics,

see, e.g., [18]). More precisely, we consider a new random variable $F(Y_\gamma)$, with $F \in C^2(\mathbb{R}, \mathbb{R})$. By Itô's formula (see [19, Chapter 4]), this new variable satisfies

$$dF(Y_\gamma)(t) = F'(Y_\gamma(t)) dY_\gamma(t) + \frac{F''(Y_\gamma(t))}{2} \langle 2m(\rho(t_0, \cdot)) \nabla \gamma, \nabla \gamma \rangle dt, \quad (14)$$

where for the last term of (9) we have made use of the fact that $\dot{W}_{x,t}$ is a space-time white noise. We choose

$$F(x) := (x - Y_\gamma(t_0))^2, \quad (15)$$

where $t_0 \geq 0$ is an arbitrary initial time and write (having in mind the left-hand side of (12))

$$\mathbb{E} \left[[Y_\gamma(t_0 + h) - Y_\gamma(t_0)]^2 \right] = \mathbb{E} [F(Y_\gamma(t_0 + h))] = \mathbb{E} \left[\int_{t_0}^{t_0+h} dF(Y_\gamma(t)) \right]. \quad (16)$$

Using equations (14)–(15), we can rewrite this identity as

$$\begin{aligned} & \mathbb{E} \left[[Y_\gamma(t_0 + h) - Y_\gamma(t_0)]^2 \right] \\ &= \mathbb{E} \left[\int_{t_0}^{t_0+h} F'(Y_\gamma(t)) dY_\gamma(t) \right] + \frac{1}{2} \mathbb{E} \left[\int_{t_0}^{t_0+h} F''(Y_\gamma(t)) \langle 2m(\rho(t_0, \cdot)) \nabla \gamma, \nabla \gamma \rangle dt \right] \\ &= 2\mathbb{E} \left[\int_{t_0}^{t_0+h} (Y_\gamma(t) - Y_\gamma(t_0)) dY_\gamma(t) \right] + \int_{t_0}^{t_0+h} \langle 2m(\rho(t_0, \cdot)) \nabla \gamma, \nabla \gamma \rangle dt. \end{aligned} \quad (17)$$

Hence

$$\begin{aligned} & \lim_{h \searrow 0} \frac{1}{h} \mathbb{E} \left[[Y_\gamma(t_0 + h) - Y_\gamma(t_0)]^2 \right] \\ &= \lim_{h \searrow 0} \frac{2}{h} \mathbb{E} \left[\int_{t_0}^{t_0+h} (Y_\gamma(t) - Y_\gamma(t_0)) dY_\gamma(t) \right] + \langle 2m(\rho(t_0, \cdot)) \nabla \gamma, \nabla \gamma \rangle. \end{aligned} \quad (18)$$

To prove (12), we show that the first term on the right-hand side vanishes,

$$\lim_{h \searrow 0} \frac{2}{h} \mathbb{E} \left[\int_{t_0}^{t_0+h} (Y_\gamma(t) - Y_\gamma(t_0)) dY_\gamma(t) \right] = 0. \quad (19)$$

This results follows from (9) and Hölder's inequality followed by Young's in-

equality, namely

$$\begin{aligned}
& \mathbb{E} \left[\int_{t_0}^{t_0+h} (Y_\gamma(t) - Y_\gamma(t_0)) dY_\gamma(t) \right] \\
&= \mathbb{E} \left[\int_{t_0}^{t_0+h} (Y_\gamma(t) - Y_\gamma(t_0)) \left\langle \Delta\gamma, \frac{1}{2} \Phi'(\rho(t, \cdot)) Y(t, \cdot) \right\rangle dt \right] \\
&\leq \sqrt{\mathbb{E} \left[\int_{t_0}^{t_0+h} (Y_\gamma(t) - Y_\gamma(t_0))^2 dt \right] \cdot \mathbb{E} \left[\int_{t_0}^{t_0+h} \left\langle \Delta\gamma, \frac{1}{2} \Phi'(\rho(t, \cdot)) Y(t, \cdot) \right\rangle^2 dt \right]} \\
&= \sqrt{\int_{t_0}^{t_0+h} \mathbb{E} \left[(Y_\gamma(t) - Y_\gamma(t_0))^2 \right] dt \cdot \int_{t_0}^{t_0+h} \mathbb{E} \left[\left\langle \Delta\gamma, \frac{1}{2} \Phi'(\rho(t, \cdot)) Y(t, \cdot) \right\rangle^2 \right] dt} \\
&\leq \frac{1}{2} \int_{t_0}^{t_0+h} \mathbb{E} \left[(Y_\gamma(t) - Y_\gamma(t_0))^2 \right] dt + \frac{1}{2} \int_{t_0}^{t_0+h} \mathbb{E} \left[\left\langle \Delta\gamma, \frac{1}{2} \Phi'(\rho(t, \cdot)) Y(t, \cdot) \right\rangle^2 \right] dt.
\end{aligned} \tag{20}$$

We can see from (17) and (20) that with

$$Z(t) := \int_{t_0}^t \mathbb{E} \left[[Y_\gamma(s) - Y_\gamma(t_0)]^2 \right] ds$$

and

$$R(t) := \int_{t_0}^t \mathbb{E} \left[\left\langle \Delta\gamma, \frac{1}{2} \Phi'(\rho(t, \cdot)) Y(t, \cdot) \right\rangle^2 \right] dt + \int_{t_0}^t \langle 2m(\rho(t_0, \cdot)) \nabla \gamma, \nabla \gamma \rangle dt$$

it holds that

$$\dot{Z}(t) \leq Z(t) + R(t),$$

where R is bounded and continuous. Thus, by Gronwall's lemma (e.g., [20, Lemma 4.1.2])

$$Z(t) \leq e^{(t-t_0)} \int_{t_0}^t e^{-(s-t_0)} R(s) ds,$$

and hence $Z(t_0 + h) = O(h^2)$, as $R(t_0 + h) = O(h)$. Inserting this in the second but last line in (20), we find that

$$\mathbb{E} \left[\int_{t_0}^{t_0+h} (Y_\gamma(t) - Y_\gamma(t_0)) dY_\gamma(t) \right] = O(h^{\frac{3}{2}}),$$

since the first product under the square root is $O(h^2)$ and the second is $O(h)$. Thus (19) is established.

3 Numerical implementation

We first describe the general particle setting studied here (specific examples will be described in detail in Section 4), and then discuss the numerical implementation for this class of systems.

We always consider N particles distributed on a periodic lattice $\Lambda = \mathbb{Z}^d / (L\mathbb{Z})^d$, that is, the torus in \mathbb{Z}^d of length L in each direction. We denote lattice coordinates by capital Latin letters, while η stands for a lattice configuration. Thus, $\eta(T, X)$ is the number of particles at site $X \in \Lambda$ and time T . Together with the particle systems, we consider their hydrodynamic limit (both the stochastic/fluctuating form (6) and the deterministic limit (5)), which is on what we call the *macroscopic* or *continuum* scale. The macroscopic spatial and temporal coordinates will be denoted by x and t , respectively, in accordance with the notation used for the partial differential equations in Section 2. These coordinates are related to the *microscopic* coordinates X and T via the parabolic scaling, $x = X/L$ and $t = T/L^2$, thus $x \in \Omega := (0, 1)^d$, the d -dimensional unit cube. The limit passage $N \rightarrow \infty$ and $L \rightarrow \infty$ is such that N/L^d is kept constant. Also, the microscopic mass of each particle is rescaled in the limit procedure by $1/L^d$, thus keeping the total mass at the macroscopic scale constant, see Figure 1. This interpretation endows the empirical measure ρ^L with the physical meaning of the density of the system.

With this notation regarding the micro- and macro-scale, we are now ready to provide further details on the implementation of (13). In particular, the integrals and derivatives in such equation are approximated by finite differences on the lattice scale. The deterministic states ρ are substituted by averages over R realisations of their stochastic counterparts and approximated in the following fashion. At the rescaled positions $x = \frac{X}{L}$ with $X \in \{1, \dots, L\}^d$, the density ρ is approximated as

$$\rho(t, x) \approx \frac{1}{R} \sum_{r=1}^R \eta_r(tL^2, xL). \quad (21)$$

All these realisations originate from an initial configuration $\eta(t_{\text{ini}}L^2)$ at time $t_{\text{ini}} < t_0$, which is set up beforehand. Starting from such a configuration, one typically first needs to overcome a transient regime, before a local equilibrium is reached. In computations, we therefore wait for a relatively long time $t_0 - t_{\text{ini}}$ and then start the actual measurement. As this waiting time is relatively costly from a computational perspective and many realisations R are needed for accurate estimates of the expectations, the following compromise is made, visualised in Figure 2. We choose a time t_{prep} with $t_{\text{prep}} < t_0$ and $t_0 - t_{\text{prep}} \ll t_0 - t_{\text{ini}}$ sufficient for attaining local equilibrium. Then, between $t = t_{\text{ini}}$ and $t = t_{\text{prep}}$, R_1 samples are simulated. For each of these R_1 realisations, R_2 realisations are launched at time $t = t_{\text{prep}}$ from the data obtained at t_{prep} . This procedure gives rise to a total of $R = R_1 R_2$ random initial conditions at $t = t_0$, which are all associated to the same macroscopic state. In the subsequent evaluations of the trajectories in the time period $[t_0, t_0 + h]$ all R , realisations are treated equally.

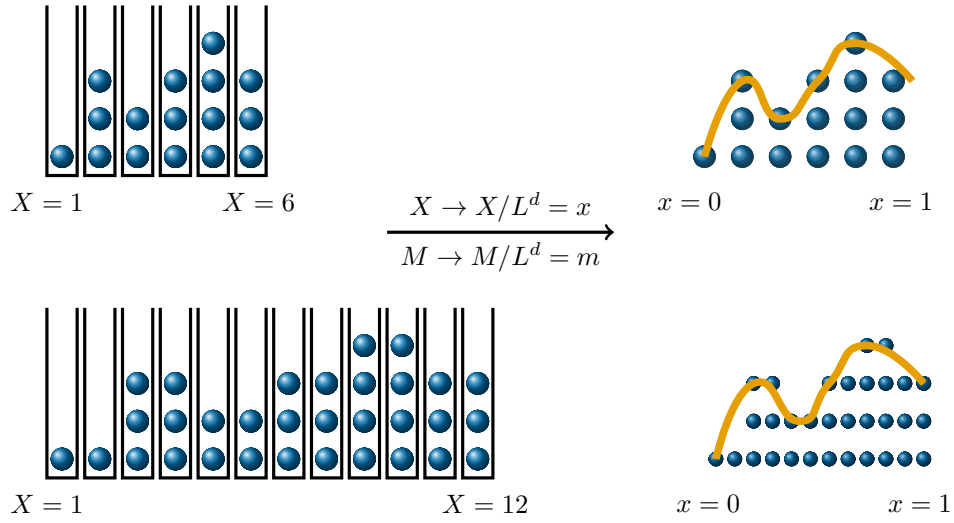


Figure 1: Visualisation of the hydrodynamic limit procedure in microscopic coordinates $X \in \Lambda$ (left panel) and the macroscopic space $x \in \Omega$ (right panel); here the space dimension is $d = 1$. The top figures correspond to $L = 6$ and the bottom ones to $L = 12$. The particles on the left have mass $M = 1$, and in the hydrodynamic limit procedure space and mass are both rescaled by a factor $1/L^d$, giving rise to the macroscopic space variable x and macroscopic mass m . Thus, all four configurations have the same density and the total macroscopic mass is kept constant. We note that the balls on the right are imaginary and plotted only to guide the construction of the limit function $\rho(t, x)$, represented with a solid line.

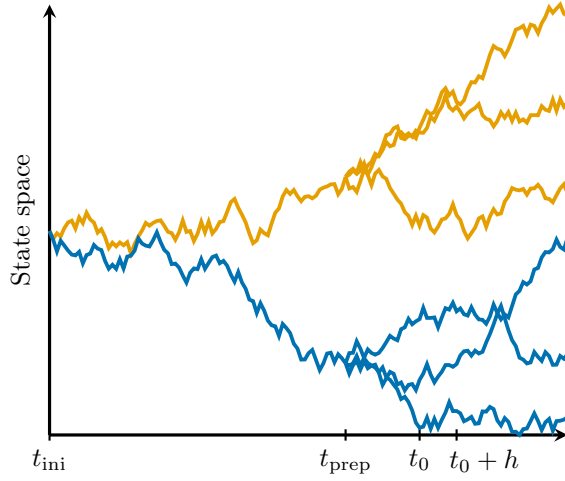


Figure 2: Structure of the R realisations (for simplicity symbolised as scalar) as a function of time. Between $t = t_{\text{ini}}$ and $t = t_{\text{prep}}$, R_1 samples are simulated, and each of them gives rise to R_2 realisations from time t_{prep} on. Thus in total there are $R = R_1 \cdot R_2$ realisations, which are evaluated in the time interval $[t_0, t_0 + h]$. In the sketch of the figure $R_1 = 2$ and $R_2 = 3$.

Finally, the test function γ in the definition of Y_γ^L in (7) is chosen as

$$x \mapsto \gamma(x) = a_0 \prod_{j=1}^d \left(\max \left(0, 1 - \left(a_1 \left| x^{(j)} - x_0^{(j)} \right| \right)^{a_2} \right) \right)^{a_2}, \quad (22)$$

with independent parameters $a_0, a_1 > 0$, $a_2 \geq 1$, and where $x^{(j)}$ denotes the j^{th} Cartesian component of the vector x . The graph of this function resembles a smoothed hat function centred at $x_0 \in \Omega$ and symmetric with respect to that point (see Figure 3), where the height is given by a_0 , the support is of length $\frac{2}{a_1}$ in each dimension; a_2 scales the smoothness: $a_2 = 1$ would correspond to a piecewise linear wedge-shaped graph in one dimension, while $a_2 = 2$ gives a smoother function. The dependence of the measured transport coefficients on these parameters will be discussed in Subsection 5.3. In practice, the same simulation data is post-processed with test functions concentrated at multiple points x_0 . This allows to obtain simultaneously the value of the transport coefficients at different densities in the case of non-equilibrium evolutions or to increase the efficiency in measurements gathered from equilibrium data.

We note that we are using the same realisations for finding the deterministic states, $\rho(t_0, \cdot)$ and $\rho(t_0 + h, \cdot)$, as well as for the expectation of the quadratic variation on the left-hand side of (12). This can lead to an underestimation of $\langle (\nabla \gamma)^2, m(\rho(t_0, \cdot)) \rangle$. Thanks to the choice of F in (15) as a quadratic function, this error can be compensated the same way as for the sample standard deviation, i.e., by multiplying the left-hand-side of (12) with a factor of $\frac{R}{R-1}$ [21,

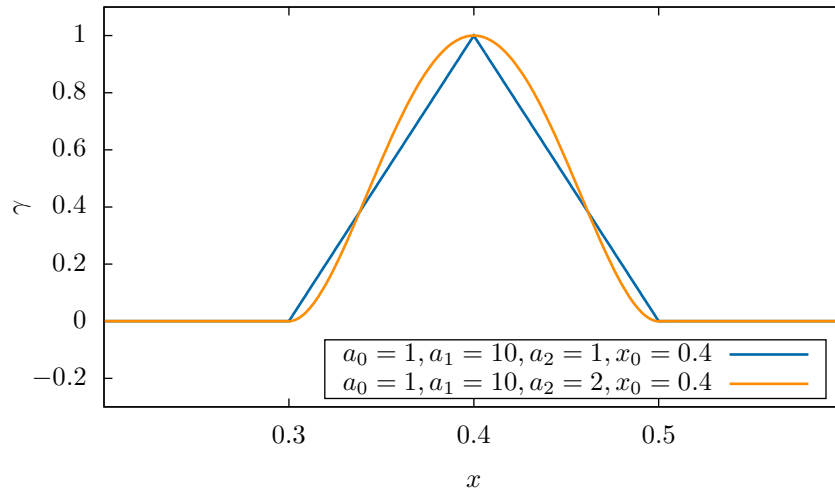


Figure 3: Sketch of the test function γ defined in (22) in one dimension, for two values of the smoothing parameter a_2 .

Chapter 2]. The method is summarised in Algorithm 1.

The actual measurements based on (13) give the quantity m . To obtain the diffusivity D , we use (3) in combination with the analytical expressions for the entropy \mathcal{S} given in Section 4 for each of the three examples studied. We remark that the use of the analytic form of the entropy is only for simplicity; in principle it could also be approximated from the particle data.

In addition to the measurement of the transport data m and D , we also estimate the error bars of such measurement based on the standard error of the expectation, associated to the R samples. To focus on the key approximation errors, we neglect the error arising from evaluating the deterministic state ρ via the law of large numbers from the same realisations. We further ignore this source of error when converting between m and D . In principle, this leads to an underestimation of the statistical error.

The particle processes described in the next section are modelled by a Lattice Kinetic Monte Carlo approach (L-KMC), and are evolved according to the Bortz-Kalos-Lebowitz algorithm [22]. Both the process and the proposed method to compute the diffusivities are implemented in C.

4 Particle models studied

In this section, we describe the two types of particle processes studied here. These processes have been chosen since they allow for a comparison with analytic solutions, for the chosen parameters. They are Markovian, composed of indistinguishable particles and have a hydrodynamic limit of the form (5).

Algorithm 1 Pseudo-code describing the method in algorithmic form.

```

// Set lattice domain and scaling:
1  $\delta x = \frac{1}{L}, x_i = \frac{X_i}{L}$  ; // Spatial discretisation;  $X_i$  is the lattice
   coordinate
// Generate particle data from initial profile  $\eta(t_{\text{ini}}L^2, X_i)$ 
2 : for all  $R_1$  realisations starting from  $t_{\text{ini}}$  do
3    $\eta_r(t_{\text{prep}}L^2, X_i) = \text{stochastic-evolution}([t_{\text{ini}}, t_{\text{prep}}], \eta(t_{\text{ini}}L^2, X_i))$  ;
4   for all  $R_2$  realisations starting from  $t_{\text{prep}}$  do
5      $\eta_r(t_0L^2, X_i) = \text{stochastic-evolution}([t_{\text{prep}}, t_0], \eta_r(t_{\text{prep}}L^2, X_i))$  ;
6      $\eta_r((t_0 + h)L^2, X_i) = \text{stochastic-evolution}([t_0, t_0 + h], \eta_r(t_0L^2, X_i))$  ;
7  $R = R_1 \cdot R_2$  ; // Total number of realisations in  $[t_0, t_0 + h]$ 
8  $\rho(t_0, x_i) = \frac{1}{R} \cdot \sum_r (\eta_r(t_0L^2, X_i))$  ; // Approx. deterministic state
9  $\rho(t_0 + h, x_i) = \frac{1}{R} \cdot \sum_r (\eta_r((t_0 + h)L^2, X_i))$  ;
// Test function  $\gamma$  with parameters  $a_0, a_1, a_2, x_0$ :
10 Function  $\gamma(x_i)$ 
11    $\gamma(x_i) = a_0 \prod_{j=1}^d \left( \max\left(0, 1 - \left(a_1 |x_i^{(j)} - x_0^{(j)}|\right)^{a_2}\right) \right)^{a_2}$  ;
//  $j$  is spatial index
12   return  $\gamma(x_i)$  ;
// Compute denominator of Equation (13):
13 for all lattice positions  $X_i \in \Lambda$  do
14    $G_i = \sum_{j=1}^d \left( \frac{\gamma(x_i + \delta x e^{(j)}) - \gamma(x_i - \delta x e^{(j)})}{2\delta x} \right)^2$  ; //  $e^{(j)}$  is  $j$ -th Cartesian
   unit vector
15  $G = 2(\delta x)^d \sum_i (G_i)$  ; //  $2\|\nabla\gamma\|_{L^2}^2$ 
// Compute numerator of Equation (13):
16 for all  $R$  realisations  $r$  do
17   for all microscopic positions  $X_i \in \Lambda$  do
18      $Y_r(t_0, x_i) = \sqrt{L^d} (\eta_r(t_0L^2, X_i) - \rho(t_0, x_i))$  ;
19      $Y_r(t_0 + h, x_i) = \sqrt{L^d} (\eta_r((t_0 + h)L^2, X_i) - \rho(t_0 + h, x_i))$  ;
20    $M_r = (\delta x)^d \sum_i (\gamma(x_i) (Y_r(t_0 + h, x_i) - Y_r(t_0, x_i)))$  ;
21  $M = \frac{1}{h} \frac{1}{R-1} \sum_r (M_r^2)$  ; //  $\frac{1}{h} \mathbb{E} [Y_\gamma(t_0 + h) - Y_\gamma(t_0)]^2$ 
// Result:
22  $m = \frac{M}{G}$  ; // Mobility

```

Specifically, we consider two zero range processes (one of them being the special case of Brownian particles) and a simple exclusion process.

4.1 Zero range process

Zero range processes (ZRP) are particle processes on a lattice, where finitely many particles (possibly none) are located on each lattice site. The jump rate at which one particle leaves a site X depends only on the total number $k(X)$ of particles at this site X and it is described by the (local) *jump rate function* $g: \mathbb{N}_0 \rightarrow \mathbb{R}_0^+$. We consider two cases: $g(k) = k$, which corresponds to independent Brownian particles (i.e., linear diffusion equation as its hydrodynamic limit), and $g(k) = k^2$, which also has an analytic expression for the diffusivity.

The process starts at some initial configuration η . The system waits an exponential microscopic time drawn from a Poisson distribution with rate $\lambda(\eta) := \sum_{X \in \Lambda} g(\eta(X))$, at which time one particle is moved from X to \tilde{X} with probability $\frac{g(\eta(X))}{\lambda(\eta)} p(\tilde{X} - X)$; here we choose for simplicity

$$p(\tilde{X} - X) = \begin{cases} \frac{1}{2^d} & \text{if } |\tilde{X} - X| = 1; \\ 0 & \text{otherwise} \end{cases}; \quad (23)$$

so particles jump to their nearest neighbour only, with equal probability. After this jump, the process starts again from $\eta^{X, \tilde{X}}$, which is the configuration where one particle has changed its position from X to \tilde{X} .

The hydrodynamic limit of ZRPs is in general a nonlinear diffusion equation (5). Namely, let ρ^L denote the diffusively rescaled density representing the particle process. That is, for positions $x = X/L$ with $X \in \Lambda$, we set $\rho^L(t, x) := \eta(tL^2, xL)$ and interpolate in a piecewise constant manner in between. Then formally, in a suitable weak sense,

$$\rho^L(t, x) \rightarrow \rho(t, x)$$

and ρ solves (5) (for the precise formulation in a measure setting see [15]).

The *thermodynamic entropy of the zero range process*, in dimensionless units, is [23]

$$\mathcal{S}(\rho) = \int_{\Omega} [-\rho \log(2m(\rho)) + \log Z(2m(\rho))] \, dx, \quad (24)$$

with the *partition function* Z defined as $Z(\varphi) := \sum_{k \in \mathbb{N}_0} \frac{\varphi^k}{g!(k)}$; here $g!(k) := g(1) \cdot g(2) \cdot \dots \cdot g(k)$.

In general, this formula does not lead to explicit expressions for m . Yet, here we consider two cases for which analytic expressions are available. The first case considered is the linear one, $g(k) = k$, which corresponds to Brownian particles, and for which $m(\rho) \equiv \frac{1}{2}\rho$. The second case is $g(k) = k^2$, where $m(\rho)$ is implicitly given as the inverse of $\rho(\frac{m}{2}) = \sqrt{m} \cdot \frac{I_1(2\sqrt{m})}{I_0(2\sqrt{m})}$, with I_i being the modified Bessel-function of the first kind. This can be derived directly from the

definition of these Bessel functions in combination with the equilibrium measure $\bar{\nu}_{\frac{m}{2}}(\eta(T, X_i) = k) = \frac{1}{Z(m)} \cdot \frac{m^k}{g!(k)}$ and $\rho(m) = \mathbb{E}_{\bar{\nu}_m}[\eta(T, X_i)]$. Indeed,

$$\begin{aligned} \rho\left(\frac{m}{2}\right) &= \mathbb{E}_{\bar{\nu}_{\frac{m}{2}}}[\eta(T, X_i)] = \frac{\sum_{k=0}^{\infty} k \frac{m^k}{g!(k)}}{\sum_{k=0}^{\infty} \frac{m^k}{g!(k)}} \Bigg|_{g!(k)=(k!)^2} \\ &= \frac{\sum_{k=1}^{\infty} \frac{\left(\frac{2\sqrt{m}}{2}\right)^{2k}}{(k-1)! \cdot k!}}{\sum_{k=0}^{\infty} \frac{\left(\frac{2\sqrt{m}}{2}\right)^{2k}}{k! \cdot k!}} = \frac{\sqrt{m} \cdot \frac{2\sqrt{m}}{2} \sum_{k=1}^{\infty} \frac{\left(\frac{2\sqrt{m}}{2}\right)^{2(k-1)}}{(k-1)! \cdot k!}}{\sum_{k=0}^{\infty} \frac{\left(\frac{2\sqrt{m}}{2}\right)^{2k}}{k! \cdot k!}} = \sqrt{m} \frac{I_1(2\sqrt{m})}{I_0(2\sqrt{m})}, \end{aligned}$$

where the last equality may be found in [24, (9.6.10)]. It then follows with a short calculation from (24) and (5) that the hydrodynamic limit can be written as a nonlinear diffusion equation of the form

$$\partial_t \rho = \mathcal{K}(\rho) \frac{\delta \mathcal{S}}{\delta \rho}(\rho) = -\operatorname{div}(m(\rho) \nabla \frac{\delta \mathcal{S}}{\delta \rho}(\rho)) = \Delta(m(\rho)).$$

For the zero range process, $\frac{1}{2}\Phi(\rho) = m(\rho)$ [15, Chapter 5, Theorem 1.1]. Thus, the jump rate g determines m (normally implicitly, with two explicit examples given above); m and Φ are identical up to a prefactor. This defines all parameters in (8) and (9) for the zero range process.

4.2 Simple exclusion process

In the *simple exclusion process* (SEP), particles attempt to jump to neighbouring sites with a constant rate one. However, if the destination site is already occupied, the jump is abandoned and the particle stays at its current location. Consequently, all sites are occupied by at most one particle. The jump rate from site X to neighbouring site \tilde{X} is $g_{X \rightarrow \tilde{X}}(\eta) := \frac{1}{2d} \eta(X)(1 - \eta(\tilde{X}))$. For further details, see [15, Section 2.2]. For the simple exclusion process, $m(\rho) = \frac{1}{2}\rho(1 - \rho)$ [25] and $\Phi(\rho) = \rho$ [15, Chapter 4, Theorem 2.1]. We remark, however, that in the one-dimensional setting studied numerically in Section 5 the individual particles themselves are not following a Brownian motion on a microscopical level [26]. The entropy of the simple exclusion process is the *mixing entropy*, i.e., $\mathcal{S}(\rho) = -\int [\rho \log \rho + (1 - \rho) \log(1 - \rho)] dx$ in dimensionless form. This defines all quantities in (8) and (9) for the simple exclusion process.

5 Computational results

We show simulation results in one space dimension for each of the three processes discussed in Section 4, namely two zero range processes, one with $g(k) = k$, i.e., random walkers, and one with $g(k) = k^2$, and a simple exclusion process. All results shown are given for non-equilibrium situations, i.e., starting from non-constant initial profiles $\eta(t_{\text{ini}} L^2, X)$. This allows us to obtain diffusivity

information for a wide range of densities within a single set of simulations, by choosing different concentration points x_0 for the test functions γ . Note, however, that, if these x_0 are chosen too close to each other, their results might not be statistically independent anymore. This can be addressed, by monitoring the correlations and suitable post-processing.

5.1 Default choice of parameters

For better comparability, the following default settings are used, unless stated otherwise. The initial profile is taken as $\eta(t_{\text{ini}}L^2, X) = 25 \sin(\pi \frac{X}{L})$ for the zero range processes, and $\eta(t_{\text{ini}}L^2, X) = 0.95 \sin(\pi \frac{X}{L})$ for the simple exclusion process. The lattice length is $L = 5000$, and the chosen time parameters are such that $t_{\text{prep}} - t_{\text{ini}} = 4 \cdot 10^{-6}$ and $t_0 - t_{\text{prep}} = 4 \cdot 10^{-9}$, and the measurement time is $h = 4 \cdot 10^{-11}$. We take $R_1 = 50$ and $R_2 = 2000$, so in total $R = 100\,000$ realisations are simulated. The parameters chosen for the test functions are $a_0 = 1$, $a_1 = 160$, $a_2 = 2$. Further, 39 points uniformly distributed over the unit interval are chosen as concentration points x_0 . Furthermore, given the symmetry of both the chosen profile and the concentration points for the test functions γ , we will average results for similar densities obtained from the left and right half of the sin profile, to make the plots more readable.

5.2 Results and comparison to the analytical solutions

Figure 4 displays, for each process, the diffusivity D and mobility m , where the former is computed from the latter via (3) (see Section 4 for the expressions of the entropy for each process), i.e.,

$$D(\rho) = \begin{cases} \frac{m(\rho)}{\rho} & \text{for the ZRP with } g(k) = k, \\ \frac{\frac{\rho}{m(\rho)}}{\Phi(\rho) - \rho^2} & \text{for the ZRP with } g(k) = k^2, \\ \frac{\frac{m(\rho)}{\rho(1-\rho)}}{\rho(1-\rho)} & \text{for the SEP.} \end{cases} \quad (25)$$

To better assess the accuracy of the method, the right panels show the relative error of D , i.e., $(D - D_{\text{analytic}})/D_{\text{analytic}}$, which coincides with that of m . We find the agreement between simulation and analytic solution very strong: the relative errors for the zero range processes are mostly below the single percentage range. Relative errors for the simple exclusion process are about one order of magnitude larger for the same choice of the parameters. This is to be expected, as an untypical behaviour of a single particle can block other particles for long times. Thus, simulations of the simple exclusion process require finer discretisation in order to obtain the same accuracy as for the zero range process. Yet, for better comparison, the parameters have been chosen uniformly for all the processes.

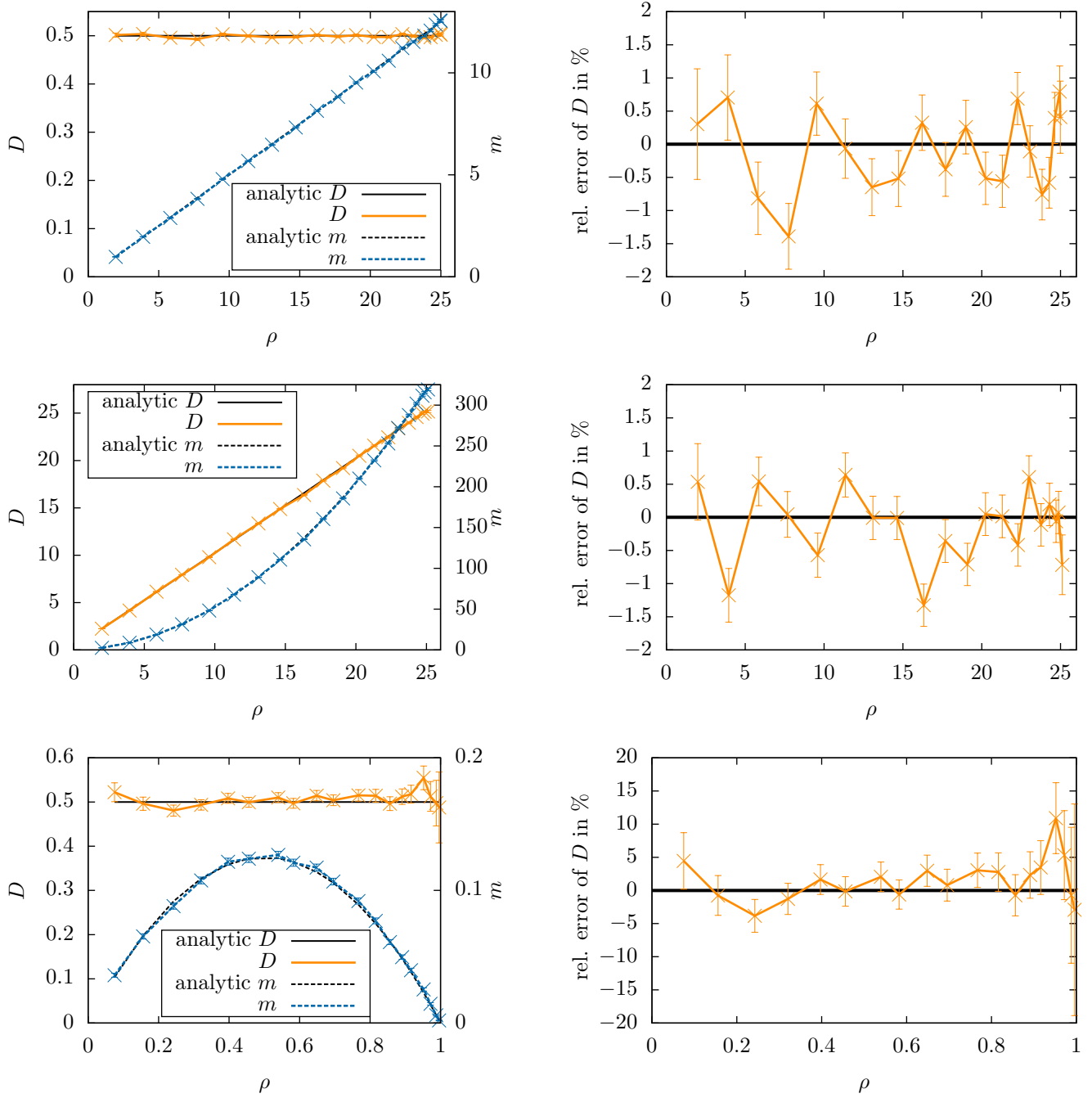


Figure 4: Measurements of the transport coefficients from non-equilibrium evolutions corresponding to a random walk (top row), a ZRP with $g(k) = k^2$ (middle row) and a SEP (bottom row). Shown are the diffusivity D and the mobility m (left panel) and the relative errors as compared to the analytical results (right panel). The choice of parameters is the default one, described in Subsection 5.1.

5.3 Parameter dependence

In Figures 5 to 7 we show the dependence of the results on the choice of the parameters L , h and R for all three processes. In each figure, we depict the errors associated with a representative low and high value of the density, as well as the average error over the multiple densities considered (namely, over the results of the different concentration points $x_0 \in \{0.1, 0.2, \dots, 0.9\}$ chosen for the test function γ). Regarding L , the proposed numerical strategy relies on having a large enough system size, as only then we can expect the evolution of fluctuations Y^L to be well approximated by an Ornstein-Uhlenbeck-process (8). This convergence is depicted in Figure 5, where the errors are shown to decrease with increasing values of L , as anticipated. Also, the method requires the measurement time h to be short enough, so that the limit on the left-hand-side of (12) is well approximated. For the simple exclusion process, systematic deviations become visible just at around $h \approx 4 \cdot 10^{-7}$, whereas for the zero range process with $g(k) = k^2$ aberrations already start at $h \approx 4 \cdot 10^{-9}$. We remark that for too small values of h , artificial errors are also to be expected, since too few particles might jump and the system might not yet exhibit its diffusive behaviour, i.e., the limit $h \rightarrow 0$ might not commute with the limits $R \rightarrow \infty$ or $L \rightarrow \infty$. Finally, good estimates of the expectation (both the left-hand-side of (12) and the deterministic states ρ) require by the Law of Large Numbers large sample sizes R . This convergence is depicted in Figure 7, where both the errors and the error bars tend to zero with increasing values of R . We note that the error bars exhibit an almost perfect power law behaviour of the form $cR^{-1/2}$ with some constant c , as expected from the Central Limit Theorem. No clear power-law behaviour is observed for the errors themselves as a function of R .

We further study in Figure 8 the dependence of the measurement errors on the initial profile $\eta(t_{\text{ini}}L^2, X)$ and the parameters of the test function γ of (22). Of particular interest is the interplay of the parameter a_1 , which is inversely related to the support of the test function γ , and the local slope $\nabla\rho$ of the initial profile at the point of measurement, which serves to quantify how far the system is from equilibrium. To demonstrate this, we consider various initial profiles so as to measure the transport coefficient at a point of constant density and varying slope. More specifically, we consider $\eta(t_{\text{ini}}L^2, X) = 5 + 5 \sin(\frac{2\pi}{A}(\frac{X}{L} - \frac{1}{2}))$ for case of the ZRPs and $\eta(t_{\text{ini}}L^2, X) = \frac{1}{2} + \frac{1}{2} \sin(\frac{2\pi}{A}(\frac{X}{L} - \frac{1}{2}))$ for the SEP, where $A \neq 0$ is the parameter that controls the slope at the chosen point of measurement, here $x_0 = \frac{1}{2}$. As shown in the figure, being far from equilibrium can have an impact on the outcome, where the precise value of the error depends on the process. In all cases, however, this (unwanted) dependence can be cured by choosing a more narrowly supported test-function (i.e., larger a_1). We note that for a fixed finite system size L , the support of the test function γ can only be narrowed until a limit determined by the lattice spacing is reached, unless the expression $\langle \nabla\gamma, \nabla\gamma \rangle$ is evaluated analytically.

Regarding the other two parameters of the test function γ , we remark that the derivation of the algorithm assumed $\gamma \in C_0^2$, which is satisfied for the choice $a_2 > 2$. Yet, simulations for $a_2 = 2$ or even $a_2 = 1$ still delivered good results,

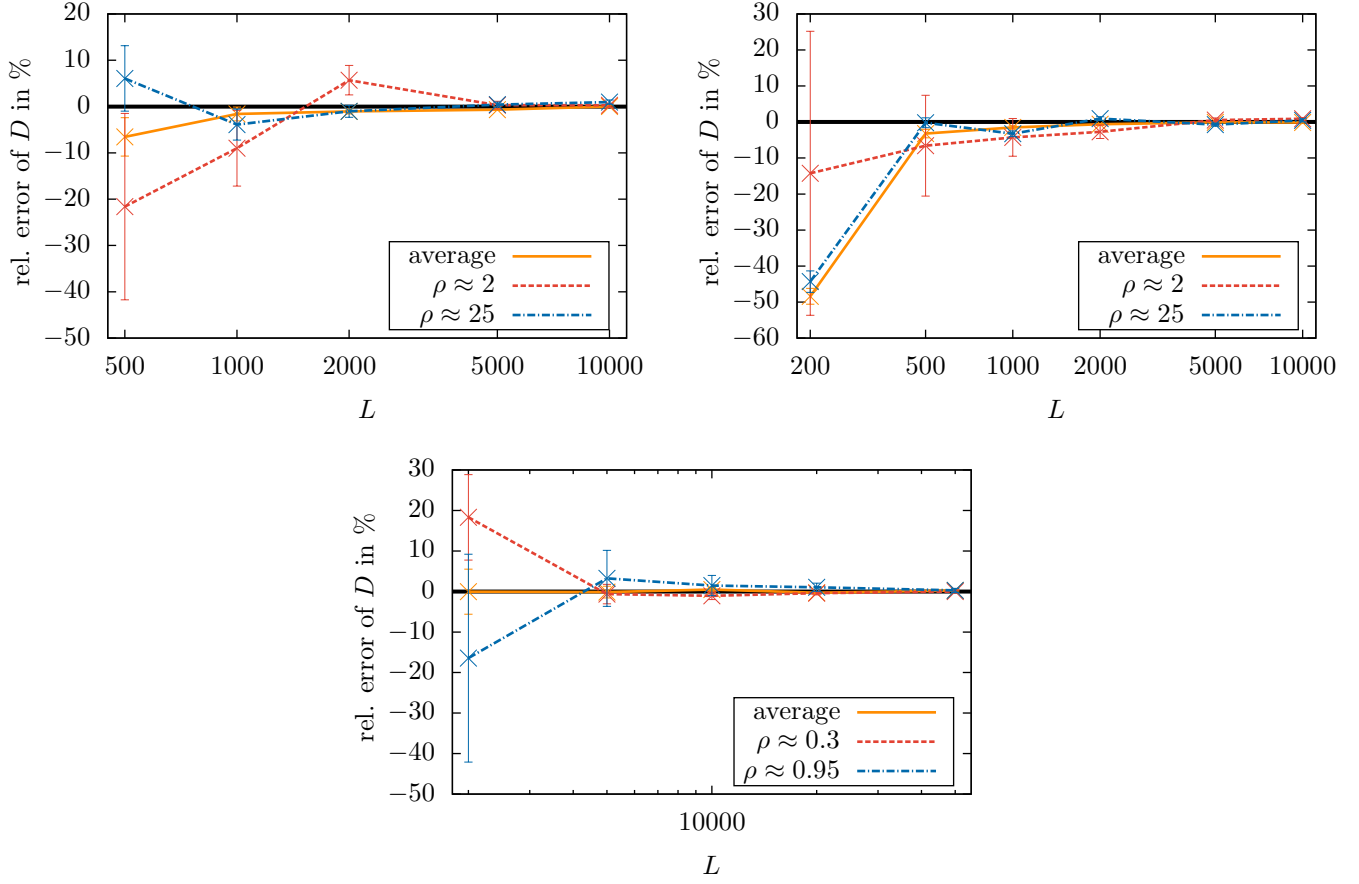


Figure 5: Relative errors in the diffusivity calculation with respect to the sample size L for the ZRP with $g(k) = k$ (top left), the ZRP with $g(k) = k^2$ (top right) and the SEP (bottom). For the parameters and non-equilibrium initial profile we refer to Subsection 5.1.

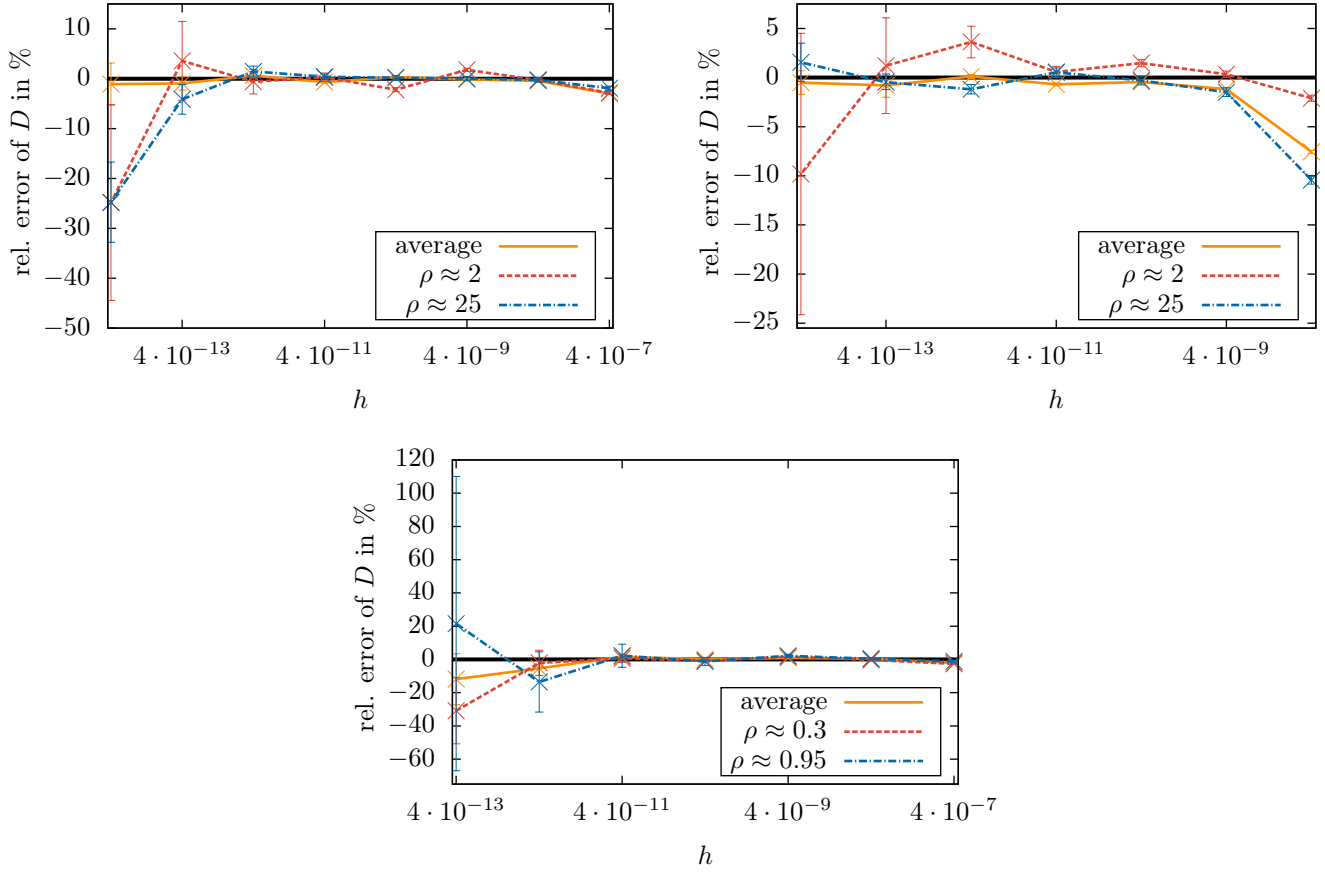


Figure 6: Relative errors in the diffusivity calculation with respect to the measurement time h for the ZRP with $g(k) = k$ (top left), the ZRP with $g(k) = k^2$ (top right) and the SEP (bottom). The parameters are the default ones described in Subsection 5.1.

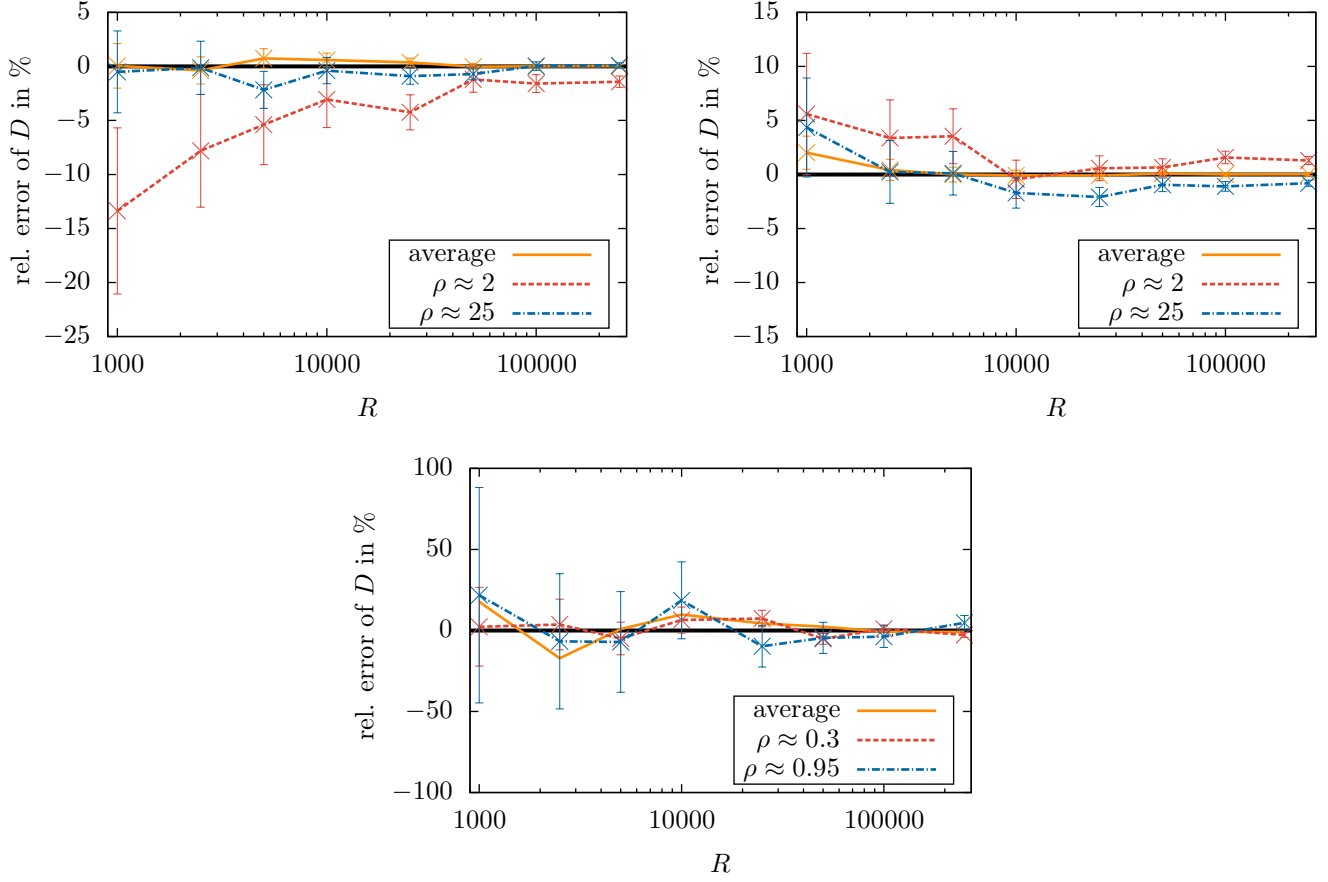


Figure 7: Relative errors in the diffusivity calculation with respect to the sample size R for ZRP with $g(k) = k$ (top left), ZRP with $g(k) = k^2$ (top right) and SEP (bottom). Here $R_1 = 50$ and R_2 was varied to achieve the different values of $R = R_1 \cdot R_2$. For all other parameters, the default settings of Subsection 5.1 apply.

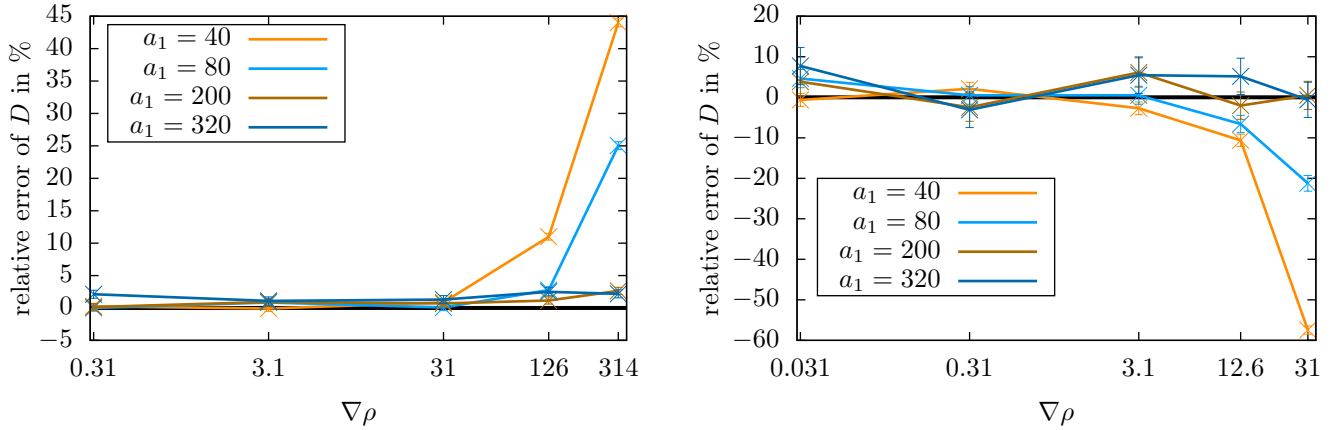


Figure 8: Relative errors in the diffusivity calculation with respect to the slope of the density profile $\nabla\rho$ and the test function parameter a_1 , for the ZRP with $g(k) = k^2$ (left) and the SEP (right). The non-equilibrium profiles considered are described in Subsection 5.3, and all other parameters are set to their default values of Subsection 5.1.

with slightly reduced accuracy for $a_2 = 1$. Finally, a_0 does not play any role, as it drops out algebraically in (12).

5.4 Alternative method for sequence of consecutive measurements

One drawback of the method described above is that one must be able to prepare the same initial state $\eta(t_0 L^2, X)$ numerous times to obtain a good estimate of the deterministic ρ in (12). This may be difficult in some experimental settings, where it could be advantageous to observe the system over only one, longer, period of time. In such a scenario, one would take measurements at snapshots, say at times $h, 2h, 3h, \dots, P \cdot h$ with $P \in \mathbb{N}$, instead of analysing multiple realisations at times t_0 and $t_0 + h$. We sketch here how this alternative strategy might be adopted in the experimental setting described. Towards this purpose, we deviate from the approach described in Subsection 2.2 by substituting Y_γ^L from (7) with

$$\tilde{Y}_\gamma^L(t) := \sqrt{L^d} \langle \gamma, \rho^L(t, \cdot) \rangle.$$

That is, we suppress the deterministic states entirely. Note that Y_γ^L only appears in the function F in (15). To use $\tilde{Y}_\gamma^L(t)$, one would require the difference $\rho(t_0 + h) - \rho(t_0)$ to be negligible for $h \rightarrow 0$, when compared to the difference of their stochastic counterparts. Obviously, if the deterministic state is differentiable, then this difference is $\mathcal{O}(h)$, which should be of lower order. Yet, it is not clear that this is preserved in the second limit $L \rightarrow \infty$. This makes the ver-

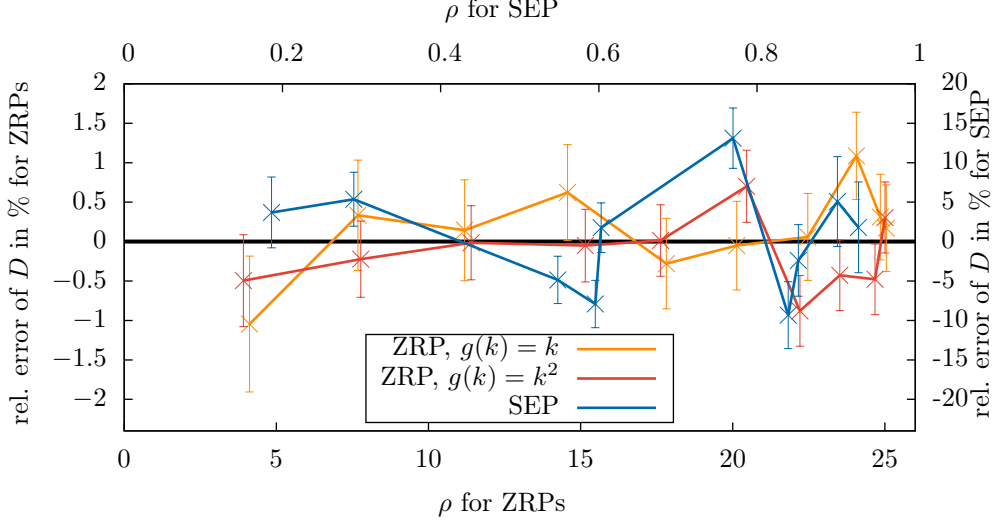


Figure 9: Results for the diffusivity D for all three processes (a random walk, a ZRP with $g(k) = k^2$ and a SEP), based on one sequence of snapshot measurements as described in Subsection 5.4. Here $P = 100\,000$ measurements were made and for all other parameters the default choices in Subsection 5.1 are used.

sion sketched in this subsection more speculative, and a detailed investigation will be the topic of a separate investigation. Yet, initial computational results indicate a good agreement of the original approach of Subsection 2.2 and the modification discussed in this subsection. We call the former method *parallel* and the latter *sequential*. When measuring in equilibrium, the sequential and the parallel method gave equivalent results. Figure 9 shows the diffusivity D computed with the sequential method for non-equilibrium data. The relative errors are found to be in good agreement with those of the parallel method.

5.5 Discussion

While the simulations deliberately had a sinusoidal initial profile to probe the method out of equilibrium, the errors on the diffusivities are even lower for constant initial profiles. In such a setting, equilibrium methods are applicable, such as mean square displacement (MSD). We here compare the performance of both approaches (MSD and the parallel method proposed in this article) for the zero range process with $g(k) = k$ (the random walk) and $g(k) = k^2$. We remark that in the standard mean square displacement method, particles are tagged and the diffusivity is computed from the slope of the temporal evolution of the mean square displacement. The standard setting assumes that the evolution of a tagged particles scales as $X(t) \sim \sqrt{t}$. Since the SEP in one space dimension scales as $X(t) \sim t^{1/4}$ and is thus inaccessible for this method, the results for

the method we propose cannot be compared. It is noteworthy that the method proposed here does compute the diffusivity accurately also for this process.

To achieve a fair comparison between MSD and the proposed methodology, the algorithms of both methods have been implemented in serial on the same machine, for systems of equal size $L = 5000$, and with equal equilibration times. Also, the computation time for the equilibration was ignored for the performance comparison, and we only generated new samples for our method with $t_0 - t_{\text{prep}} = 4 \cdot 10^{-9}$, i.e., we set $R_1 = 1$. Additionally, we assumed that the measurements can be repeated independently arbitrarily often, leading to a scaling of the standard error of m proportional to $1/\sqrt{\text{computation time}}$. For the same computation time, it turns out that the particle-tagging has a lower error by a factor of about 17 for the random walk and 2 for the zero range process with $g(k) = k^2$, when compared to the method proposed here. This effect is largely due to the relatively long preparation time $t_0 - t_{\text{prep}}$, as well as the extra effort required for storing the measured states to compute the averages of both the deterministic states and the quadratic variation. For $t_0 - t_{\text{prep}} = 0$ (i.e., all initial states are microscopically identical), the factors reduce to 12 and 0.7, respectively; i.e., the proposed parallel method is slightly faster than the established mean square displacement for the ZRP with $g(k) = k^2$, but slower for the random walk. When using the sequential method proposed in Subsection 5.4, these factors reduce to 3 and 0.2, respectively. Note that the proposed approach is trivially parallelisable, and taking advantage of this feature would dramatically accelerate the calculations.

We also emphasise that the method presented here applies to non-equilibrium evolutions, and that it enables the simultaneous measurement of diffusivities over the range of densities present in the simulations (in contrast, equilibrium measurements deliver the value of the transport coefficient at the single density simulated). Furthermore, we point out that our new approach does not depend on any microscopic information, but only requires the macroscopic states. This makes it applicable in cases like the simple exclusion process, where the individual particles are not exhibiting a diffusive behaviour, and could be particularly beneficial in physical experiments or in social sciences, where microscopic data is less accessible. Finally, we note that the proposed strategy only requires the initial and final data (at times t_0 and $t_0 + h$), while other methods, such as Green-Kubo or mean square displacement, require the full temporal evolution in the simulated time interval.

6 Conclusions and outlook

This article considers macroscopically diffusive systems and presents a novel strategy for computing the diffusivity from fluctuations in underlying stochastic particle systems. The method works in a wide range of out of equilibrium scenarios; specifically, it only requires that the system is in local equilibrium and that it exhibits Gaussian fluctuations. As paradigm for out of equilibrium evolution, sinusoidal initial profiles are simulated for particle models for which analytic

expressions for the diffusivity exist, and an excellent accuracy is observed. In addition, in equilibrium, the method compares well in terms of computational cost with mean square displacement, when tested with the same processes, both in serial. The algorithm is trivially parallelisable, and taking of advantage of this feature could offer dramatic speedup.

The method introduced in this article can in principle be extended to an even wider range of problems. The thermodynamic setting of Section 2 generalises as follows to purely diffusive systems of the form

$$\partial_t \rho = \mathcal{K}(\rho) \frac{\delta \mathcal{S}}{\delta \rho}(\rho), \quad (26)$$

where \mathcal{K} is a positive semidefinite operator and \mathcal{S} is the entropy; (2) is a special case of this form. The extension of (4) (or more generally (6)) reads

$$\partial_t \rho^L = \mathcal{K}(\rho^L) \frac{\delta \mathcal{S}}{\delta \rho^L}(\rho^L) + \frac{1}{\sqrt{L^d}} \sqrt{2\mathcal{K}(\rho^L)} \dot{W}_{x,t};$$

see [27, Eq. (160)], or [8, Eqs. (1.56)–(1.57)]. The fluctuation-dissipation relation establishes that the fluctuation operator is directly linked to the dissipative operator \mathcal{K} , via a square root operation [7]. We remark that in this general setting, ρ is a state variable, not necessarily a density. This shows the potential generality of the approach, as (26) is the dissipative (non-conservative) part of the GENERIC setting (General Equations for Non-Equilibrium Reversible-Irreversible Coupling) [8].

The feasibility study presented here opens the door to many future investigations. In particular, the method could be extended to more complex situations, including, multi-component systems or other transport phenomena. Furthermore, the sequential version, sketched in Subsection 5.4, is potentially promising for experimental data and deserves further analysis. Establishing a rigorous theory is likely to be a demanding task, as for other methods for the determination of transport coefficients. Indeed, in general key assumptions are known rigorously only in few cases. For example, mean square displacement methods rely on the observation that a tagged particle behaves under diffusive rescaling like a Brownian motion with diffusion matrix σ . While this proves very successful in a wide variety of cases, rigorous proofs are known only either in some equilibrium situations or for the zero-range process out of equilibrium [28], one of test cases studied with the method proposed here.

To conclude, we note that the method can provide insight in the continuum behaviour of particle systems whose coarse-grained description is currently unknown, as shown in the following example.

6.1 Outlook: Kawasaki dynamics

Kawasaki dynamics is a stochastic process used to model the evolution of surfaces, where the total mass of the substance surrounded by the surface is conserved (see, for example, [29, Chapter 18]). One version of this process can

be described as follows. We assume the surface can be described as a graph, such that the height at lattice position X is $\eta(X)$. The following dynamics is a modification of the nearest neighbour Ising model with Kawasaki dynamics, which, unlike the original model, preserves the graph property under evolution. Several particles can occupy a site and jump to a neighbouring position with the rate based on the overall “energy” H of the system, given by

$$H(\eta) = \frac{1}{2} \sum_X \sum_{|X-\tilde{X}|=1} (\eta(\tilde{X}) - \eta(X))^2. \quad (27)$$

The rate for a particle at site X to jump to \tilde{X} , thus changing the state from η to $\eta^{X,\tilde{X}}$, is

$$g_{X \rightarrow \tilde{X}}(\eta) := \begin{cases} \frac{e^{H(\eta^{X,\tilde{X}})}}{e^{H(\eta^{X,\tilde{X}})} + e^{H(\eta)}} & \text{if } \eta(X) > 0 \text{ and } |\tilde{X} - X| = 1 \\ 0 & \text{otherwise} \end{cases}.$$

Note that although H depends on the whole state, the jump rate at a site only depends on the occupation numbers at the two sites involved in the jump, and their neighbours. To our knowledge, neither the entropy \mathcal{S} nor the hydrodynamic limit have been rigorously established for this version of Kawasaki dynamics (for a related, simpler, model, the hydrodynamic limit can be established [30]). The application of our method to this process is thus speculative. Yet, the governing metric is expected to be an H^{-1} metric [31, 30].

While in principle the entropy \mathcal{S} and the mobility m could depend on ρ and $\nabla\rho$, a dependency of m on ρ is not expected. Such a conclusion is drawn from the fact that the Hamiltonian (27) is invariant under additions to η , and ρ is the expectation of η . We show in Figure 10 supporting evidence for this independence, thus suggesting that the macroscopic evolution is governed by a norm independent of ρ , such as the H^{-1} norm. We point out that while the independence on ρ is easily observed for high densities, the computational method presented here fails for low densities in this test case. This is not surprising, as one would expect the constant profile (in ρ) to appear as a result of cancellations, which might not be captured correctly in the numerical computations for small values of ρ . This error is somewhat artificial, as only large densities are a good representation of the graph of the surface whose evolution Kawasaki dynamics aims to study.

A Entropy gradient flow and the Wasserstein metric

The linear diffusion equation can be written as

$$\partial_t \rho = \Delta \rho = -\operatorname{div}(\rho \nabla \frac{\delta \mathcal{S}}{\delta \rho}(\rho)) =: \mathcal{K}(\rho) \frac{\delta \mathcal{S}}{\delta \rho}(\rho), \quad (28)$$

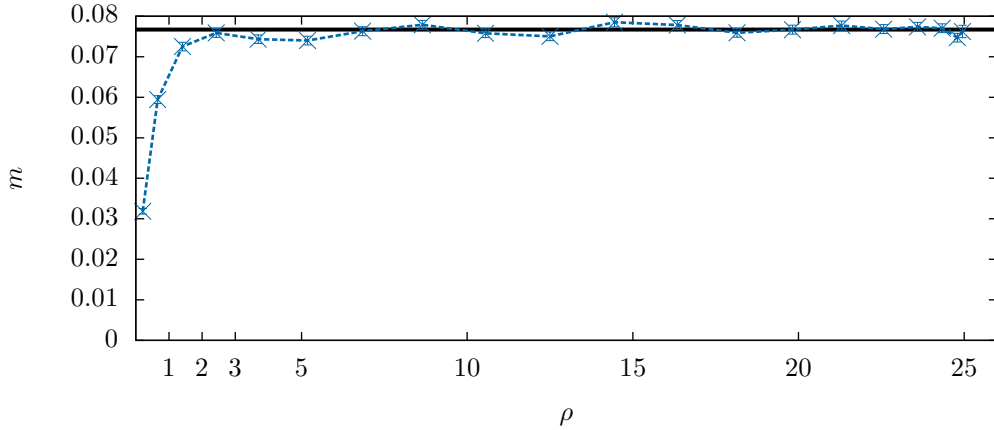


Figure 10: Results for the Kawasaki type dynamics. Depicted is only the mobility m , as the diffusivity D would require the knowledge of the entropy of this process. The black, horizontal line at about 0.077 is the mean of the data for large ρ . The measurement is based on $a_1 = 40$, and an initial profile $\eta(t_{\text{ini}}L^2, X) = 12.5 \cdot (1 - \cos(2\pi \frac{X}{L}))$ is chosen, to better capture the non-constant behaviour close to $\rho = 0$. The other parameters are the default ones described in Subsection 5.1.

where $\mathcal{S}(\rho) = - \int \rho \log(\rho) dx$ is the *Boltzmann entropy* in dimensionless units; \mathcal{K} is the operator $\mathcal{K}(\rho)\xi = -\text{div}(\rho \nabla \xi)$; and $\frac{\delta \mathcal{S}}{\delta \rho}$ is the variational derivative, $\frac{\delta \mathcal{S}}{\delta \rho} = -\log(\rho) - 1$. While the previous identity is trivial to verify, the meaning of the term on the right-hand side goes much deeper. Namely, it can be shown that $\mathcal{K}(\rho) \frac{\delta \mathcal{S}}{\delta \rho}(\rho)$ is the steepest ascent of the entropy in a geometry associated to \mathcal{K} , the so-called *Wasserstein geometry* [6]. We sketch some core results forming the background of this article, in particular the gradient ascent in the Wasserstein geometry, for (28) on \mathbb{R}^d . It can be seen that natural setting for (28) is $\rho \in P_2(\mathbb{R}^d)$, the space of probability measures with finite second moments. This space can be equipped with the so-called *Wasserstein metric*; a result by Benamou and Brenier [32] characterises this metric in variational form,

$$d(\rho_0, \rho_1)^2 = \inf \int_0^1 \int_{\mathbb{R}^d} \rho(x, t) |v(x, t)|^2 dx dt, \quad (29)$$

with (pathwise) minimisation over densities ρ and velocities v satisfying

$$\partial_t \rho + \text{div}(\rho v) = 0. \quad (30)$$

Note that (29) is a problem of optimal transport. Indeed, one can visualise (29) as the cost of moving mass from ρ_0 to ρ_1 . The continuity equation ensures that mass is conserved along the transport; the distance is the optimal one, i.e., the one that minimises the cost functional on the right-hand side of (29). Benamou

and Brenier also show that the velocity field is in fact a gradient, $v = \nabla\Psi$. Then, the norm (29) gives formally rise to an inner product,

$$(s_1, s_2)_{\mathcal{K}^{-1}} := \int \rho \nabla\Psi_1 \nabla\Psi_2 \, dx, \quad (31)$$

where $s_j = -\operatorname{div}(\rho \nabla\Psi_j)$ for $j = 1, 2$.

We are now in a position to see the Wasserstein gradient flow structure. Namely, a *gradient flow* of a functional \mathcal{S} in a geometry given by an inner product is by definition an evolution of the kind that

$$(\partial_t \rho, s_2)_{\mathcal{K}^{-1}} = \int \frac{\delta \mathcal{S}}{\delta \rho} s_2 \, dx \quad (32)$$

for all suitable test functions s_2 with $s_2 = -\operatorname{div}(\rho \nabla\Psi_2)$. Here, this gives

$$\int_{\mathbb{R}^d} \rho \nabla\Psi_1 \nabla\Psi_2 \, dx = - \int_{\mathbb{R}^d} (\log(\rho) + 1) s_2 \, dx$$

with $\partial_t \rho = -\operatorname{div}(\rho \nabla\Psi_1)$ and $s_2 = -\operatorname{div}(\rho \nabla\Psi_2)$. An integration by parts gives

$$\int_{\mathbb{R}^d} (\operatorname{div})^{-1}(\partial_t \rho) \nabla\Psi_2 \, dx = \int_{\mathbb{R}^d} \nabla \rho \nabla\Psi_2 \, dx,$$

from which we obtain by integrating by parts once more

$$\int_{\mathbb{R}^d} \partial_t \rho \Psi_2 \, dx = \int_{\mathbb{R}^d} \Delta \rho \Psi_2 \, dx.$$

This is the weak form of the diffusion equation (28).

For the zero range process discussed in Subsection 4.1, one can analogously define a gradient flow structure. We refer the reader to [33].

Acknowledgements All authors thank the Leverhulme Trust for its support via grant RPG-2013-261. JZ gratefully acknowledges funding by a Royal Society Wolfson Research Merit Award. ND gratefully acknowledges funding by the EPSRC through project EP/M028607/1. PE thanks Cardiff University through the International Collaboration Seedcorn Fund to visit CR. CR further thanks the University Research Foundation at Penn. We thank Rob L. Jack and Tim Rogers for helpful discussions and the reviewers for their comments.

References

- [1] Frenkel D, Smit B. 2002 *Understanding Molecular Simulation* vol. 1 *Computational Science Series*. Orlando, FL, USA: Academic Press, Inc. second edition.

- [2] Keffer DJ, Gao CY, Edwards BJ. 2005 On the Relationship between Fickian Diffusivities at the Continuum and Molecular Levels. *J. Phys. Chem. B* **109**, 5279–5288. PMID: 16863195.
- [3] Allen MP, Tildesley DJ. 1989 *Computer Simulation of Liquids*. New York, NY, USA: Clarendon Press.
- [4] Tuckerman ME. 2010 *Statistical mechanics: theory and molecular simulation*. Oxford Graduate Texts. Oxford University Press, Oxford.
- [5] Evans DJ, Morriss GP. 2007 *Statistical Mechanics of Nonequilibrium Liquids*. ANU Press.
- [6] Jordan R, Kinderlehrer D, Otto F. 1998 The variational formulation of the Fokker-Planck equation. *SIAM J. Math. Anal.* **29**, 1–17 (electronic).
- [7] Reina C, Zimmer J. 2015 Entropy production and the geometry of dissipative evolution equations. *Phys. Rev. E* **92**, 052117, 7.
- [8] Öttinger HC. 2005 *Beyond equilibrium thermodynamics*. Wiley Online Library.
- [9] Mielke A. 2011 Formulation of thermoelastic dissipative material behavior using GENERIC. *Contin. Mech. Thermodyn.* **23**, 233–256.
- [10] Dean DS. 1996 Langevin equation for the density of a system of interacting Langevin processes. *Journal of Physics A: Mathematical and General* **29**, L613.
- [11] Eyink GL, Lebowitz JL, Spohn H. 1996 Hydrodynamics and fluctuations outside of local equilibrium: driven diffusive systems. *J. Statist. Phys.* **83**, 385–472.
- [12] Jack RL, Zimmer J. 2014 Geometrical interpretation of fluctuating hydrodynamics in diffusive systems. *J. Phys. A* **47**, 485001, 17.
- [13] Hurtado PI, Lasanta A, Prados A. 2013 Typical and rare fluctuations in nonlinear driven diffusive systems with dissipation. *Phys. Rev. E* **88**, 022110.
- [14] von Renesse MK, Sturm KT. 2009 Entropic measure and Wasserstein diffusion. *Ann. Probab.* **37**, 1114–1191.
- [15] Kipnis C, Landim C. 1999 *Scaling limits of interacting particle systems* vol. 320 *Grundlehren der Mathematischen Wissenschaften [Fundamental Principles of Mathematical Sciences]*. Berlin: Springer-Verlag.
- [16] Ferrari PA, Presutti E, Vares ME. 1988 Non equilibrium fluctuations for a zero range process. *Ann. Inst. H. Poincaré Probab. Statist.* **24**, 237–268.

- [17] Landim C, Milanés A, Olla S. 2008 Stationary and nonequilibrium fluctuations in boundary driven exclusion processes. *Markov Process. Related Fields* **14**, 165–184.
- [18] Barndorff-Nielsen OE, Shephard N. 2002 Econometric analysis of realized volatility and its use in estimating stochastic volatility models. *J. R. Stat. Soc. Ser. B Stat. Methodol.* **64**, 253–280.
- [19] Øksendal B. 2003 *Stochastic differential equations*. Universitext. Springer-Verlag, Berlin sixth edition. An introduction with applications.
- [20] Guckenheimer J, Holmes P. 1990 *Nonlinear oscillations, dynamical systems, and bifurcations of vector fields* vol. 42 *Applied Mathematical Sciences*. Springer-Verlag, New York. Revised and corrected reprint of the 1983 original.
- [21] Dixit UJ. 2016 *Examples in parametric inference with R*. Springer, Singapore.
- [22] Bortz AB, Kalos MH, Lebowitz JL. 1975 A new algorithm for Monte Carlo simulation of Ising spin systems. *J. Computational Phys.* **17**, 10–18.
- [23] Grosskinsky S, Schütz GM, Spohn H. 2003 Condensation in the zero range process: stationary and dynamical properties. *J. Statist. Phys.* **113**, 389–410.
- [24] Abramowitz M, Stegun IA. 1964 *Handbook of mathematical functions with formulas, graphs, and mathematical tables* vol. 55 *National Bureau of Standards Applied Mathematics Series*. For sale by the Superintendent of Documents, U.S. Government Printing Office, Washington, D.C.
- [25] Adams S, Dirr N, Peletier M, Zimmer J. 2013 Large deviations and gradient flows. *Philos. Trans. R. Soc. Lond. Ser. A Math. Phys. Eng. Sci.* **371**, 20120341, 17.
- [26] Arratia R. 1983 The motion of a tagged particle in the simple symmetric exclusion system on \mathbf{Z} . *Ann. Probab.* **11**, 362–373.
- [27] Eyink GL. 1990 Dissipation and large thermodynamic fluctuations. *J. Statist. Phys.* **61**, 533–572.
- [28] Jara M, Landim C, Sethuraman S. 2013 Nonequilibrium fluctuations for a tagged particle in one-dimensional sublinear zero-range processes. *Ann. Inst. Henri Poincaré Probab. Stat.* **49**, 611–637.
- [29] Bovier A, den Hollander F. 2015 *Metastability* vol. 351 *Grundlehren der Mathematischen Wissenschaften [Fundamental Principles of Mathematical Sciences]*. Springer, Cham. A potential-theoretic approach.

- [30] Nishikawa T. 2017 Hydrodynamic limit for the Ginzburg-Landau $\nabla\phi$ interface model with a conservation law and Dirichlet boundary conditions. *Stochastic Process. Appl.* **127**, 228–272.
- [31] Grunewald N, Otto F, Villani C, Westdickenberg MG. 2009 A two-scale approach to logarithmic Sobolev inequalities and the hydrodynamic limit. *Ann. Inst. Henri Poincaré Probab. Stat.* **45**, 302–351.
- [32] Benamou JD, Brenier Y. 2000 A computational fluid mechanics solution to the Monge-Kantorovich mass transfer problem. *Numer. Math.* **84**, 375–393.
- [33] Dirr N, Stamatakis M, Zimmer J. 2016 Entropic and gradient flow formulations for nonlinear diffusion. *J. Math. Phys.* **57**, 081505, 13.