

# Characterizing A Spectrum of Audience Interactivity

Alina Striner  
University of Maryland  
College Park, USA  
algot001@umd.edu

Sasha Azad  
North Carolina State  
University  
Raleigh, USA  
sazad@ncsu.edu

Chris Martens  
NC State University  
Raleigh, USA  
martens@csc.ncsu.edu

## ABSTRACT

This research overviews and iterates on a *Spectrum of Audience Interactivity*, a tool to help designers and artists consider the dimensions and range of audience interactivity characteristics. Previous research has introduced a spectrum of audience participation in live performances based on children’s code-sign sessions. We expand on these findings with a review of literature in theater, games, and theme parks paired with expert interviews in those domains. From this work, we present a framework describing the *spheres of audience influence*, a *new spectrum of audience interactivity*, and a set of *orthogonal spectrum dimensions* that collectively describe audience interactivity. We pair our new framework with design considerations for practitioners; interactivity should be thoughtfully designed, should anticipate audience challenges, and can support multiple levels of the audience interactivity.

## ACM Classification Keywords

H.5.m. Information interfaces and presentation (e.g., HCI); Miscellaneous.

## Author Keywords

Performance interaction; Audience Interactivity; Transmedia; Immersive Experiences; Media arts

## INTRODUCTION

Interactivity has the power to immerse and empower audiences across various genres and mediums, including theater, music, film, theme parks, and literary entertainment. These mediums differ in terminology, sometimes describing interactive approaches as *participatory* or *immersive*, but generally refer to a desired outcome of more fulfilling storytelling experiences.

Narratives and storytelling have been evolving constantly and new interactive opportunities for the audience of these narratives have emerged in each medium over time. In *Hamlet and the Holodeck*, Murray takes a detailed look at storytelling in the digital age, specifically narratives that dealt with alternative storylines or required audience participation. She argues that, in the future, fiction authors would be challenged

to create rules for the space of interaction, rather than the narrative itself. These rules would transform the interactor from a merely receptive reader and would instead promote an immersive and reactive storytelling experience [69].

In pursuit of the dream of the Holodeck, HCI research often produces novel technology to facilitate more immersive modes of interaction, such as virtual reality and gamification. However, these technologies often lead to developing performances to fit the technology, rather than selecting technology to fit the desired audience experience. For instance, a number of entertainment domains have experimented with virtual reality [39, 20, 21] following hearsay about its immersive power, yet the medium has yet to find a mainstream audience, in part because of how it detracts from interaction with observing audiences [49]. Thus, we claim that in addition to new technological tools, the HCI community needs *conceptual* tools for distinguishing the adoption of fads from the emergence of new means of expression. We must consider how to design experiences that use the affordances of technology to support meaningful interaction.

As one such conceptual tool, we propose a spectrum of audience interactivity to help designers and artists consider the ways in which audiences could interact within different types of performance mediums, and to consider the challenges of those interactions. The goal of this work is a *unified account* of interactivity across domains that will facilitate communication and collaboration among experts in digital media, theme parks, and theater. To accomplish this goal, we build on prior work [95], which established a *Spectrum of Audience Interactivity with Musical Performances* describing the magnitude of influences audiences may have on an entertainment experience. To iterate upon on this work, we interviewed eight expert witnesses across multiple entertainment mediums to assess the original spectrum and conducted a literature review across the domains of theater, theme parks, and games. We conclude with a revised taxonomy, extending the original spectrum to a set of orthogonal dimensions in a parallel coordinate system that can account for multiple related dimensions of interactivity, and be used to compare a variety of performative experiences.

## BACKGROUND

We adopt the term *transmedia* [22, 35] to refer to productions ranging across our target domains. In this section we discuss the phenomenon we wish to taxonomize, which is how storytelling has evolved to incorporate audience interaction,

Paste the appropriate copyright statement here. ACM now supports three different copyright statements:

- ACM copyright: ACM holds the copyright on the work. This is the historical approach.
- License: The author(s) retain copyright, but ACM receives an exclusive publication license.
- Open Access: The author(s) wish to pay for the work to be open access. The additional fee must be paid to ACM.

This text field is large enough to hold the appropriate release statement assuming it is single spaced.

Every submission will be assigned their own unique DOI string to be included here.

resulting in more immersive and engaging experiences. We define these terms along the way.

### Storytelling

Narratives have been a part of human culture and entertainment throughout history. Even allegedly “passive” narratives have a powerful ability to *transport* audiences [40], creating “an experience of cognitive, emotional, and imagery involvement.” We follow Zimmerman’s definition of narrative [109], building on Miller et al. [66] defining a narrative to have an initial state, a change in that state, and some insight brought about by that change in state.

Narratives match this definition through many transmedia experiences. Theme parks fulfill this need by creating a fantasy of another place and another time [67, 18]. Theme parks are designed purposely to be isolated, inviting guests to travel [24], literally transporting themselves to a new place. Guests can leave the real world at the parking lot and gain temporary “citizenship” to a fantasy world [12]. These fantasy worlds escape from the rules and conventions of the outside world [102]; there are often no clocks [18] nor defined social barriers between guests [8]. We see this model replicated on a smaller scale with live theater performances. With audience-driven interactive theater performances, authors invite audiences into an immersionist world, to interact with the narrative performed as a group, changing the direction of the story. Early examples include *The Night of January 16th* [76], in which audience members play the role of a jury in a court room, and *Drood* [74], a musical adaptation of a murder mystery in which the audience assists with solving the mystery. Finally, in games, both fantasy and narrative appear as examples of forms of pleasure that can be created by play [80]. Game narratives can be found in several forms, including those that emerge over the course of play and those that explicitly offer the player a role in the story [59], such as the interactive drama *Façade* [58], which demonstrates virtual characters responding to a player-performer.

### Audience Interaction

The capability of the audience to alter and transform experiences has been considered on the one hand the empowerment of audience [64], and on the other the dissolution of the traditional idea of an audiencehood [11]. With the rise of interactive audiences, the role of the audience in a performance has changed. Based upon empirical data provided by questionnaires answered by 6700 players, Yee [108] added an “immersionist” factor of audience response to Bartle’s original scheme [5]. Immersion represents the desire of the participant to detach from real life and incorporate themselves into a fantasy world. Immersionists enjoy wandering and exploring, role-playing their characters, or using their characters to try out new personalities. They enjoy being in the company of other immersionists and appreciate being part of an ongoing story. Bartle’s later work describes the degree of immersion of the audience member with their character ranging from the avatar at one extreme to a persona at another.

While previous work such as Bartle’s has described the varying degrees of audience immersion in a narrative, the levels

of interaction between the triad of immersionist, audience, and performers are yet to be thoroughly explored. With this paper, we analyze the interactions between all three parties and present a taxonomy that would enable the designers of immersive experiences to consider the range of audience interactivity available to them, ranging from passive attention to a more active performance.

### Engagement and Immersion

A primary goal of audience interaction is to support engagement. Engagement refers to the intensity and emotional quality of a user’s involvement in an activity; engaged users exhibit positive emotional tone and show sustained behavioral and cognitive task involvement [33]. Brockmyer [10] explains that engagement is often created through immersion, a sense of being surrounded by a completely other reality that takes over the whole of a person’s attention and perception [27].

Several other constructs [38] have been proposed to describe engagement, including immersion and presence. Ermi and Mayra [27] present a multidimensional model of immersion consisting of sensory immersion, overpowering sensory information through large screens and powerful sounds, challenge-based immersion, a balance motor or mental skills and abilities, and imaginative immersion, absorption within a fictional narrative and world. The pinnacle of challenge-based immersion has been described as *flow* [19, 26, 46, 88], a state of total absorption in a task, which produces confidence and self-esteem and yields optimal performance [27].

Presence, a ‘transportation’ effect created through sensory immersion [63], has been described as another facet of engagement and immersion. McMahan [63] explains that presence closely relates to the phenomenon of distal attribution, the ability to reference perceptions of an externalization space beyond the limits of the sensory organs. Since we perceive the world using multiple senses, immersion is often associated with the high pervasiveness and fidelity of multisensory inputs, such as visual, auditory, olfactory and tactile cues [88].

Entertainment and engagement literature supports the importance of engagement and immersion. For instance, Green et al. have found that narrative transportation can affect persuasion and belief change, as well as enjoyment [40]. Likewise, motivation and decision research demonstrates that effectively integrated judgment, behavior, and feedback cycles interwoven with engagement can lead to increased confidence, persistence, and effort [33] for novice learners. Immersion enhances motivation and creates a feeling of “deep play” that fosters emotional investment [98].

### Previous Efforts To Characterize Audience Interactivity

Previous research has endeavored to characterize interactivity in media experiences. Relatively simple models include Everette’s single dimensional scale rating the interactivity of communication technologies [28], and Rafaeli [75] who classifies media based on responsiveness to audiences. Working with textual narratives, Zimmerman [109] identifies four modes of audience interactivity which complement our goal of broadly describing a taxonomy of interactivity for transmedia;

Cognitive Interactivity, —the reader response to and internalization of a narrative; Functional Interactivity—interactions with the physical reality and materiality of a text, such as turning pages; Explicit Interactivity—participation in the narrative flow, making choices, participating in narrative events; and Meta-interactivity—interaction outside the narrative, which includes including the creation, deconstruction and reconstruction of a narrative.

Multiple models of interactivity characterize interactivity by the choices available to the audiences, and how audiences exercise those choices [36, 52, 54, 53]. Steuer expands on Everett’s characterization of interactivity with a two dimensional model based on vividness, the ability of a medium to provide a rich mediated environment, and interactivity, the ability of the user to modify vividness of their experience [91]. While Steuer’s method is a highly cited as a measure of immersion and engagement, it notably fails to provide explicit criteria for new experiences to be mapped on to his scale[45]. Brenda Laurel’s three dimensional model further characterizes interactivity by frequency of interactivity, the range of choices available, and the extent to which choices affect experience [53], and Goertz introduces a four dimension scale describing interactivity through linearity and degrees, numbers, and modifiability of choice [36, 45].

In contrast to existing models, this research develops a framework describing the spheres of audience influence, and presents a spectrum of an audience member’s influence over their own experience, that of other audience members, performers, and in the larger performance. Our contribution further maps the spectrum to a set of orthogonal dimensions that can be used to compare performance experiences, identify gaps and challenges in interactivity, and to support design goals.

## GOALS

The overarching goal of this work is iterate on the original spectrum of interactivity by pairing findings from the initial codesign sessions with a review of literature in theater, games and theme parks, and a series of in-depth expert interviews.

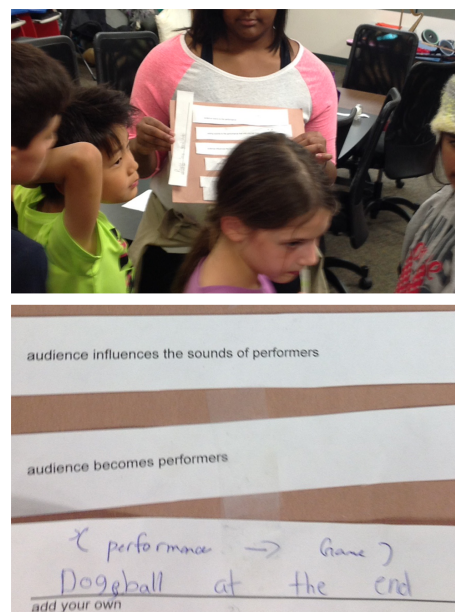
This research:

1. Describes and iterates on the the original spectrum
2. Presents and describes the new spectrum of interactivity and orthogonal dimensions
3. Offers considerations for practitioners developing interactive performances

## METHODS

The following section overviews the methods used to develop and inform the redesign of the spectrum of audience interactivity. First, three codesign sessions lead to the development and description of the original spectrum. To iterate on the design of the spectrum, we chose three domains—theater, games and theme parks.

We then cover a comprehensive review that integrates insight from exiting literature in theater, games, and theme parks, with



**Figure 1. Spectrum Design process during session 3. During the first half of the session, groups ordered interactions into degrees of interactivity**

expert feedback from those domains. The literature helped us broadly consider the application of the spectrum in a range of domains, and expert interviews allowed us to contextualize domain findings with concrete feedback on the spectrum.

## Conceptualizing the Spectrum through Codesign Sessions with Children

The codesign sessions steward a first step toward understanding the many ways in which technology can allow audience members to interact with performance in traditional and new forms. The initial spectrum of interactivity developed organically from three codesign sessions at the University of Maryland [94]. The codesign sessions were structured using Cooperative Inquiry (CI) derived from *Participatory Design* [23, 41], and brings together 6-8 child designers and 3-5 adult codesigners as equitable design partners. Session details are described in Striner [94].

### Design Sessions

The goal of the co-design sessions was to preliminarily explore how children could interact with different types of music performances. The first session explored interactivity with a live piano performance, and the second session broadened the co-design context to a variety of instruments and performances. The third session reacted to findings in the first two sessions by considering how different types of interactivity could be described by a cohesive spectrum. In the first session, small groups used a 3D prototyping technique called *Bags of Stuff* [23] to build low fidelity prototypes of technologies that would interact with a live piano performance using art supplies. The second session expanded the scope of the first session, asking design groups to envision interaction with a music performance, but did not constrain designers to an instrument or venue. This session used the *Big Props* technique [106], with

large stage props that included toy guitars, drums, costume and prop pieces, and art supplies. In contrast to the first two sessions, session 3 first ordered interactivity experiences from least to most interactive in small groups, then designed for the “audience becoming performers” interactivity level as a team using large props from session 2.

#### *Developing the Initial Spectrum*

Inspired by the wide range of passive and active interactions observed in sessions 1 and 2, the third design session asked small groups to arrange ideas from previous sessions in order of least to most interactive. The design team was divided into three groups of children and adult designers, each of whom worked together to order audience interactivity from less interactive to more interactive. Groups organized pre-printed types of interactivity that were based on findings from sessions 1 and 2, that included, “*audience listens to performers*,” “*audience influences sounds and events during show*,” “*performers change the events for the audience*,” “*adding sounds to performance that only you can hear*,” “*audience influences the sounds of performers*,” and “*audience becomes performers*.” Each of the groups had the opportunity to write in additional categories, such as the written in “*performance becoming a game*” category in figure 1. Each of the groups decided on an order for the degrees of interactivity, and explained their reasoning to the larger team.

#### **Reviewing Spectrum Fit Across Multiple Domains**

To validate and expand upon the preliminary findings from the codesign sessions, we considered how well the spectrum reflected audience interactivity across three primary domains: theater performances, games, and theme parks. These domains were chosen as representative of diverse audiences, interaction modalities, and performance spaces. Theater and music performances are primarily physical experiences that occur in dedicated venues, while many games spread out audiences and performers physically and virtually [89, 17]. In conventional theatrical genres audience members are segregated from performers, with feedback curbed to pre-and-post performance clapping and cheering [51], while more experimental experiences include showings of *The Rocky Horror Picture Show*, which encourage spontaneous audience participation [57]. Less traditional theater allows audiences to contribute to the performance in a limited form, for instance employing a murder mystery audience to collectively choose a murderer [83] or drive the dialogue [90]. In contrast, games exist in a range of physical and virtual forms, from tabletop games like *Dungeons and Dragons* that build narrative through a shared fantasy in the players imagination [30], to video games that immerse players and audiences through graphics, animation, mechanics, and reward structures [98, 89].

In juxtaposition to both theater and games, theme parks unify heterogeneous performances, games, and rides aimed at different audiences into an overarching group experience. Based on ancient and medieval religious festivals, trade fairs, and traditional amusement parks [67], theme parks integrate storytelling [12, 82], simulation, and interactivity [87, 67] through primarily physical experiences. Together, the review of these

domains aims to uncover additional insight that can inform iteration on a widely-applicable spectrum of interactivity.

#### **Expert Interviews**

We conducted 8 in-depth interviews with experts working on interactivity in theater and music, games, and theme parks. Experts were researchers and practitioners with at least three years of professional or academic experience working on interactivity in their domain, and on average each had approximate 13 years of experience. Each interview lasted approximately one hour. They were asked to describe their background in interactivity, themes and trends they had encountered, challenges in interactivity, and the role of technology in interactivity in their domain. The interviews concluded by asking experts for explicit feedback on the original spectrum: how well they thought the spectrum encapsulated interactivity, whether the levels resonated with their experience, and what they felt was poorly captured by the spectrum. Interviews were transcribed and grouped thematically using qualitative open coding methods [92]. Themes arising from the expert interviews were integrated with literature into the levels of interactivity described in Section .

#### **THE ORIGINAL SPECTRUM**

Findings from the CI sessions informed the original Spectrum of Audience Interactivity for musical performances (Figure 2). The children’s arrangements of ideas in Session 3 informed an initial spectrum. Session data on children’s designs (e.g., artifact photos, notes, Big Ideas) were coded into this spectrum, resulting in refined level descriptions and the addition of new levels.

The spectrum is ordered from least to most interactive, left to right. 1) *Passive observation* is the lowest form of interactivity, followed by 2) *personalization of experience*, where audience members customize the performance for themselves; although personalization can be highly engaging, it only affects private, rather than group, experience. In 3) *reaction to performance*, audiences visual, auditory, or physical mediums (e.g., throwing tomatoes) to respond to the performance. In 4) *influencing events*, audience members impact decisions that happen on stage, such as what genre of music is played or what instruments performers use. Related to 4, in 5) *augmenting performance*, audiences directly contribute to the performance experience, such as by holding up a lighter during a song. In 6) *Augmenting the audience’s multisensory experience*, performers use additional sensory mechanics to react back to audience feedback, influencing the audience’s space using elements like wind, rain, or selection of food. Finally, in 7) *becoming performers*, audience members take on a comparable roles to performers, or take over the performance altogether. For instance, an audience member might join performers in a drum circle.

#### **Codesign Themes**

The codesign sessions uncovered several themes that spanned the different levels of interactivity; *gamification*, *multimodal and multisensory interactions*, *physicality*, *system of extras*, *rules for preferences*, *democratization and fairness*, and *distinct spaces and transitions* between audience and performers.

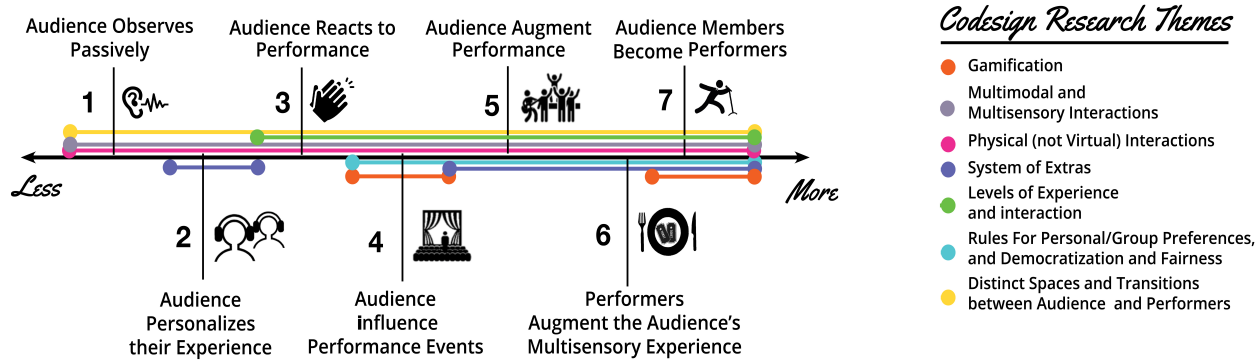


Figure 2. A spectrum of audience interactivity and an overview of how the themes presented across different levels of the spectrum.

In Figure 2, these themes were mapped onto the spectrum, showing whether themes were discussed when designing the different types of interaction. For instance, distinct spaces between audiences and performers (shown as a yellow line) was theme that was prevalent through different degrees of interaction; however, the gamification theme (shown in orange) only appeared during “audience influencing performers” and “audience becoming performers.” Mapping these themes to the spectrum of interactivity was a preliminary attempt to articulate the complexity of interactivity’s dimensions.

### LEVELS OF INTERACTIVITY

The primary goal of this work was to ascertain whether the spectrum of audience interactivity developed using prior work in the children’s codesign sessions [94] adequately described the range of audience interactions across other performative entertainment domains. The following section relates insight from the codesign sessions to literature and feedback from experts in three domains representative of diverse audiences, interaction modalities, and performance spaces.

The section is organized by the levels of the original spectrum [94]; however, we took great care ensure that our review did not not discriminate in favor of this design. To ensure an unbiased review, our literature search first broadly gathered insight from the three domains, then categorized them by levels, and our expert interviews used open-ended questions prior to showing experts the spectrum for explicit feedback. Insights that did not fit into a pre-existing level were organized into an additional section called *Additional Findings*, which gave us insight into the ways the original spectrum did not address interactivity in the three domains.

### Passive Observations

Traditional performances assume a clear distinction between the role of the audience and performers[11]: audiences do not interact with performers or have a role in the direction of performance or narrative. This corresponds closely to the definition of Cognitive Interactivity described by Zimmerman [109], as a psychological reader-response with contradictory and emotional interpretations. In line with this definition, multiple experts described seemingly passive experiences as

full of interaction. For instance, a theater expert suggested that audience members “edit” perceptions of their experience, choosing to focus on a particular part of a stage or performer.

The literature also suggests that audiences participate in collective emotional experiences such as laughing or holding their breath, which validate their personal experiences; this helps explain why the presence of an audience is essential for a sense of “liveness” [77]. To understand and build on passive engagement, researchers and performers have employed several technologies to sense audience engagement, from simply watching audience expressions, to analyzing gestures and expressions using computer vision techniques [62].

Interestingly, multiple co-design sessions offered audiences the chance to opt out of interaction, wanted audience members to enjoy performances passively at times, and even decided that some music performances are not meant for interaction. This outcome suggests that passive experiences are as important as interaction, allowing audiences to absorb, appreciate, and reflect on the details of a performance, which is supported by psychology literature on interactive film [105].

### Personalization

Personalization in interactivity describes tailoring experiences to audience preferences, tastes, or capabilities. Our codesign sessions repeatedly expressed the need to acknowledge audience members’ personal interaction preferences with the same sense of significance as fairness and democratization. Codesign groups also designed personal interactions for audience members; for instance, in session 1, a group designed an earbud-hat for audiences to contribute to a piano performance in a way that only they could hear.

Theme parks fully embrace personalized experiences in order to fully immerse audiences in fantastical worlds [61]; guests can meet characters [43], and personally experience narratives [82] [18]; for instance, at the Wizarding World of Harry Potter, guests can be ‘chosen’ by a wand at Olivander’s wand shop, reminiscing over a scene from the first book in the series [79]. Expert interviews further elaborated that audiences personalized experiences as they moved through space; for instance, a theater expert described that an outdoor interpretation of

Swan Lake empowered audience members to “*become documentarian[s]... start taking photos... [and] climbing up on top of things.*” Paralleling these physical experiences, recent advances in augmented and mixed reality technologies have likewise allow for games to be personalized to the players location [3, 55], abilities [100, 85], and preferences [97].

Codesign sessions also designed for “personalized extras,” clothing and prizes that allowed audiences to personalize performances for themselves. For instance, in the first session, a group saw value in “dressing up” for the show, a parallel to a performer putting on a costume. Using dress to personalize experiences is heavily paralleled in literature; Eicher’s theory describes dressing up in fantasy costumes as a communication of the *secret self*, where the bulk of fantasy interactions takes place [25, 32]. Miller proposes a construct of fantastic socialization, where individuals play unrealized roles “constructed only with the cooperative help... and the contrasting foil provided by others” [37, 66]. Fron et al. define such personalization as a co-performative act with other spectators, gaining pleasure from the ingenuity and artistry that go into creating one’s persona and costume [6, 32, 43]. This style of personalization can be seen at contemporary American cultural festivals such as DragonCon [32] and also reflects Zimmerman’s “meta-interactivity” mode [109].

### Influencing Performance

The influencing performance level describes *indirect* interactivity with performance. Examples include audience members calling scenarios during improv sketches [1] or visual voting systems [101]. However, while these interaction systems are popular, theater literature suggests that they are often asynchronous or inequitable [51], prioritizing choices of audience members’ closers to the stage [16] or in positions of power [68]. Technical advancements have helped support democratic influence over voting. In an early example, audiences at 1967 World’s Fair in Montreal voted on alternative endings to a film [2], and more recent work in computer science has integrated real time audience interaction into algorithmic and computer-assisted musical composition [31]. Technical advancements in planning-based story generation [14] have also helped support democratic influence over narrative; For instance, the play *Coffee! A Misunderstanding*, allowed audiences to vote on dialogue that players read out during performances [90]. Less interactive audiences could even influence interactions between ‘immersionist’ audiences and performers in what a game expert described as an “*augmented radio play*,” where a larger audience watched and directed a one-on-one interactive experience between an audience member and performer. Although the play was a success, the game designer cautioned that alternating between passive and interactive audience roles could negate the effectiveness of interactivity; they described previous experiences where audience members transitioning to passive roles would disengage and disrupt the performance by talking.

As well as influencing dialogue, codesign groups considered how audiences could influence different sensory modalities; one group wanted to control wind gusts to lift a bride’s veil, another wanted to tickle a performer with remote controlled

feathers. Codesign session also explored multimodal means of influence; groups proposed using hand gestures to change sound effects, throwing tokens on-stage to get better seats, clapping to control volume, and waving LED pompoms to conduct musicians. This is supported by literature suggesting that multiple senses may help learners process information more efficiently [86], increasing the likelihood of immersion [69, 44].

### Augmenting Performance

Augmenting performance refers to audience members contributing to an experience without explicitly becoming performers. In our codesign sessions, we found that groups designed tangible technologies such as interactive hats, hand sensors, and palm pushbuttons that could interface with the musical performance. Groups transformed both music and feedback into experiences that could be manipulated with tangible technologies. For instance, one group suggested creating tangible “sound chips,” discrete bits of music that audiences could append to performance melodies. This is mirrored in literature with street performances encouraging audiences to add to the performance [96] or in music improv where audience members may generate feedback through dance and other movements [71].

Research in computer music likewise suggests that audiences can augment performances by adopting a compositional role. Winkler notes that interactive music can be used to “create new musical relationships” between audience and performers [107]; for instance, McAllister [60] allow audience members to interact and add to a digital score synced to a real time display that musicians can read. Literature suggests that this compositional relationship between audience and performers can be asynchronous; for instance, van Troyer [103] describes an interface for audiences to co-create asynchronously with composers, drawing ‘constellations’ that change the arrangement of musical materials. Similar examples exist in interactive fiction design. For instance, Machado [56] describes a storytelling environment, “Once Upon A Time”, that develop characters, story themes and narratives out interactions with children.

Although not represented well in the literature, codesign groups also saw value in crafting a community artifact as part of, or as a result of, performance. For instance, a group wanted audience members to augment a performance by throwing paint balls at a blank canvas on stage. As well as adding to the ambiance of an experience, this suggests a desire to engage in experiences that transcend performance.

### Bi-directional Influence

Both physical and digital interactive performances lean heavily on the affordances of bi-directional interaction. For instance, gospel music uses call-and-response between performers and audiences to nudge democratic participation [70], and computational narratives personalize player experiences by iteratively tracking and adapting narrative scheduling to player pacing [4]. Similar research has produced a virtual dance partner that improvises dance moves based on audience actions [44],

and a narrative agent that respond to audience gestures with dialogue [72].

As well responding to each other, some literature characterizes bidirectional interactions as ‘pushing and pulling’ between audiences and performers. For instance Rickman [78] describes a text narrative system in which selecting words to reveal additional information that describes an object or action in turn drives the narrative forward [15]. Similar to this idea, code-sign groups employed bidirectional multisensory feedback; one group created a game where players could fall into ice water, and another allowed performers to influence the type of food audience members had available during the show.

The research also suggests that bi-directionality many not be intentional. For instance, Van Maanen [102] describes how at Disney World, guests and cast members cyclically affect each other’s emotions; cast-members are required to smile, however guests not smiling or waving back can ruin an operator’s day. This example suggests that designers should consider the effects of, and sometimes temper, bi-directionality in performance; one expert described a cautionary tale of a military-trained participant who unintentionally subverted the interaction experience by refusing to adopt a cover story that was part of his character. Although there was no way to predict how the player would respond, the expert emphasized the importance of giving audience members a feeling of agency while constraining them within appropriate interactions.

### **Audience Becoming Performers**

During the third codesign session, the team jointly designed a democratized performance experience where a video camera recorded audience members playing air guitar from their seats, and audience members took turns playing on stage with performers. During this session, team members collectively designed a fair experience that allowed all audience members to participate, but did not uncomfortably put pressure on those that did not want to participate. This session illustrates the social co-creation theme of this level of interactivity; the literature describes several experiences that used interactive co-creation to positively link performance to self-esteem [71], and helped audiences make sense of and appreciate complex arts [70]. For instance, Hyperscore [29], a graphical sketchpad for novice composers, helped bridge the music notation knowledge gap, and music video games like Guitar Hero helped bridge the skill gap [7].

In contrast to theater, games are predominantly a performative domain in which audiences dually function as players and audience members [89]. As well driving narrative, experts suggested that games are imbued with spectatorship because they have a “foreground of watching;” for instance, a game design expert described multiplayer LARPS (live-action role playing games) as performative, and another expert described a game in which players “*felt like they had to perform, even [for] a friend.*” To mitigate the negative consequences of spectatorship, a games and narrative expert suggested increasing a player’s separation from their character; they explained that playing role in which the character has to impersonate a second character insulates players from embarrassment be-

cause players could attribute mistakes to their character, not themselves.

### **Additional Findings**

The literature and expert interviews suggest that a new level of interactivity exists between personalization and reacting to performance. Rather than affecting their personal experience or reacting to the performance, audiences at this level react to one another; for instance, an audience member could decide to clap for a performance when others clap. This supports literature suggesting that audience members constructively play off each other during teamwork, conflict management, and negotiations [73].

The literature also describes this phenomenon throughout theater, games, and theme parks as a learning tool; for instance, at Wizarding World of Harry Potter, theme park goers watch other guests to learn the mechanics of ‘casting a spell’ using an interactive wand [13, 50]. This experience is characterized by Reeves as an entertainment and teaching experience [77] that allows audiences to study interaction while waiting their turn.

## **DISCUSSION**

The goal of this work is to inform the redesign of the spectrum of interactivity through codesign sessions, literature review and expert interviews. The discussion considers the validity and redesign of the spectrum based a literature review and expert interviews, and provides insights into the overarching themes, patterns and commonalities found through the different levels of interactivity that emerged over the research process.

### **Substantiating and Informing the Spectrum Design**

A primary goal of this work was to ascertain whether the spectrum, originally developed with children for musical experiences, could adequately describe the many types of interactions that exist across performative entertainment domains. Our research suggests that a spectrum *does* exist; Not only did the codesign sessions, and literature map well to the existing spectrum structure, but so did all experts comments on the existing different types of interactivity within their domains. Further, two experts (one theater and one game designer) described interactions on “*a continuum;*” the theater expert described a range of “*agency that the performer grants an audience*” whereas the game designer described a continuum of “*directorial roles,*” in line with Samuel’s work [81].

We found that each domain had certain levels of interactivity were more prominent over the others. For instance, theater and music predominantly used interactivity to influence and augment the performance [107, 90, 104], games centered around audience as performers [85, 59], and theme parks incorporated personalization and bidirectional influence in their experiences [102, 82]. Experts in the different domains also debated the range of the spectrum; for instance, an interactive music composer felt that most audience interactivity would fall on the passive end of the spectrum because interactive moments “*were dangerous... to control,*” while a game

designer suggested the opposite, that interactivity in games “starts at 4 (audience influencing performers)... [and] clusters around the right [end of the spectrum]... everything else doesn’t seem relevant.” Although some experts didn’t understand the extent of the spectrum, others understood the value of the broad range. For instance, a game designer commented that having less interactivity for game audiences made sense as a design choice; “audiences are big... [having large audiences in player roles would] become an incoherent mess... you can’t... scale up.” Likewise, an avant garde composer responded that on the “chart... every [level] could be done [successfully]... if it makes sense [artistically].”

As well as considering the range, directed feedback from experts on the spectrum suggested that the levels of interactivity needed to be reconsidered. Specifically, experts questioned the placement of (1) “Personalization,” (2) “Reaction to Performance,” and (6) “Augmenting the Audience’s Multisensory Experience” on the spectrum, and a theme park expert suggested that reaction to performance was a baseline experience, “because you...can’t stop people from reacting.” Likewise, several experts found (7) “augmenting the audience’s multisensory experience” a difficult concept to understand, but understood an elaborated explanation; this level responds to audience reactions bidirectionally. Finally, experts identified gaps within the spectrum; two experts suggested creating a category where audience members affected other audience members, but not performers, while another recommended that the spectrum should reconsider the audience becoming performers level. “Are [they] determining their own lines?” the expert asked, clarifying that “there are a lot of shows where people get pulled up on a stage, but they’re not actually determining anything.”

Findings also advocated for additional dimensions to moderate that the spectrum; during the interviews, experts questioned the meaning of interactivity, asking whether it referenced to “physical presence on stage versus autonomy or agency?” or control over the “explicit shared experience.” A theater designer posited that interactivity could have multiple dimensions, such as control over the narrative, design, linearity of experience, or control over specific elements of design [28, 52, 36, 9, 77]. Rather than defining interactivity across dimensions, another expert offered an alternative, that different domains might ascribe to different definitions of interactivity.

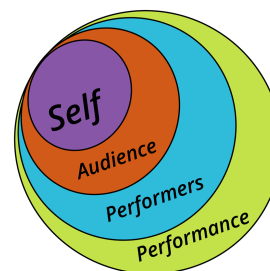
#### OVERVIEW OF NEW SPECTRUM FRAMEWORK

The combined codesign sessions, literature review and expert interviews informed the design of the new spectrum of audience interactivity. Shown in figure 4, the new spectrum introduces a framework for audience spheres of influence, presents the new spectrum mapped to the spheres of influence, and characterizes interactivity dimensions orthogonal to the spectrum.

#### Spheres of Audience Influence

The experts’ divergent interpretations of interactivity provoked us to develop a framework with which to define the new spectrum. This framework, the *Spheres of Audience Influence* is presented in figure 3. Audiences are the focus of the spectrum,

### *Spheres of Audience Influence*



**Figure 3.** The audience spheres of influence used to describe the spectrum of audience interactivity. The innermost sphere of influence is over yourself, other audience members, performers, and finally the performance.

so the framework defines interactivity by the extent to which an audience member affects others around him; in the innermost circle, audience members influence their own experience, in the second circle they influence other audience members, in the third circle they influence performers, and in the outermost circle, they influence the larger performance. The spheres are nested, so each circle adds to an individual audience member’s layer of influence. In this way, an audience member influencing the performance also influences performers, other audience members and themselves.

#### Description of the new Spectrum

Presented in figure 4, the new *Spectrum of Interactivity* responds to the literature and experts feedback with expanded and clarified levels mapped to the spheres of audience influence. Similar to the original spectrum, 1) *passive observation* and 2) *personalization* are least interactive on the spectrum because audience members affect only their personal experience. More interactive is 3) *audiences reacting to each other*, which falls into the second innermost circle. For instance, YouTube viewers could upvote or comment on a video they are watching. In 4) audience members *react to the performance*, adding influence over the performers, and in 5) *influencing performers*, they exert indirect control over the performance experience. For example, virtual audiences watching a Twitch stream could suggest a way for a streamer to solve a puzzle. In contrast to 5, audience members in 6) *augment the overall performance experience* without explicitly becoming performers, such as by deciding to dance to music at a rock concert. In 7) *bidirectional influence* between audience and performers, performers explicitly respond back to audience’s influence or reactions, such as Mickey Mouse waving back to a child at Disney World. Levels 8) *audience members become performers* and 9) *audience members take over the performance* both give audience members an explicit role in the performance but in the former, performers are in control, and in the latter, audiences take control of the performance. Audience members sing along with a choir would become performers, whereas an audience member invited to perform karaoke would take over the performance.



# Spectrum of Audience Interactivity

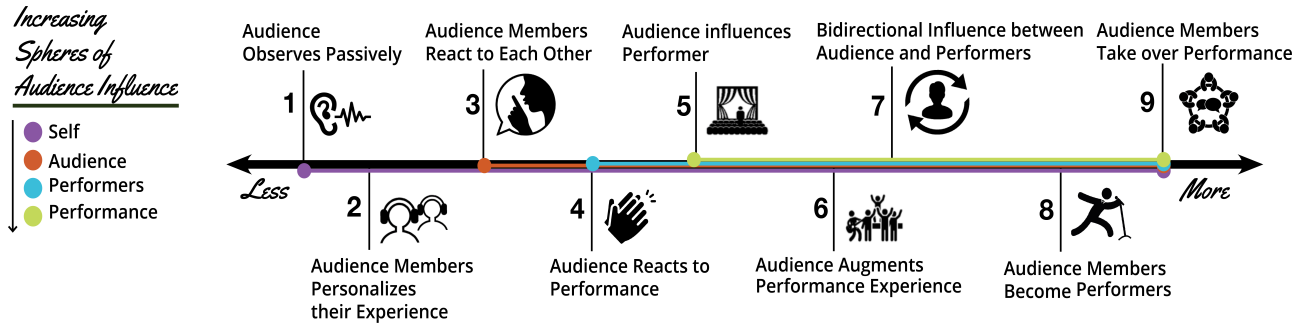


Figure 4. The new spectrum of audience interactivity mapped to the audience spheres of influence. Spectrum levels include audience members passively observing performance, personalizing performance, reacting to other audience members, reacting to the performance, influencing performers, augmenting the performance, audience and performers bidirectionally influencing each other, audience members becoming performers, and finally taking over the performance

In order to fully describe the different dimensions of interactivity, we developed a set of orthogonal dimensions that complement the spectrum of interactivity. These dimensions lie on a parallel coordinate chart, which is commonly used to visualize multivariate data with high dimensional geometry to find patterns in the data[42][34]. To show a pattern in a set of data elements with n-dimensions, the chart typically contains n lines, typically vertical and equally spaced out. The data element is represented by polylines or connected points with vertices on the parallel axes.

The orthogonal (or parallel) dimensions for the spectrum are presented and described in figure 5. Our goal was to construct a simple way of representing these dimensions, so they are mapped to ordinal scales on the vertical axes as binary or as ternary representations ordered from least to most interactive according to theater interactivity; 0 represents a less interactive theater experience relative to 1 and 2.

The orthogonal dimensions are grouped by themes that emerged from spectrum findings, including space and distance, physicality, control, focus, and interactivity. The *space and distance* category asks whether the distance between performers (1) and audiences members (2) was large or small, whether performers and audiences were separated (3), and whether transitioning between being and audience and performer was difficult or easy (4) to support literature suggesting that proximity of groups affects the interaction experience [65, 73]. Designing for multiple senses was also a theme that emerged through this research; the *physicality* dimension (5) asks whether the experience was primarily physical, physical and virtual, or primarily virtual. *Control* was also an important parallel dimension; (6) ascertained whether audience members felt no control, some control, or felt fully in control, how much control they had over performance events (7) and their movement through space (8). The *focus of attention* category (9) addressed the focus of the influence as being inward, inward

and outward or outward. Finally, the *interactivity category* (1) asks whether interactivity was generated by audience members or performers.

## Mapping Orthogonal Dimensions to the Spectrum

The orthogonal dimensions are presented with the spectrum of interactivity so that they can be mapped onto one another; artists can use these dimensions to help them design an interactive experience, and researchers may use this work to look for patterns in interactivity. Figure 5 maps an interactive play called Tamara [99] to the orthogonal dimension and spectrum; during the show, audience members follow a performer through their narrative. The mapping was performed by one of the coauthors, who experienced the play as an audience member. In Tamara, performers and audiences occupied a large space relative to each other (1)(2), however the audience and performers were not separated (3), and the play was entirely physical (4). Audience members felt some control over their experience (5), had no control over events (6), and some control over their movement through space (7). Audience interactivity was focused inward, affecting only their personal experience (8), and interactivity was generated by audience members rather than performers (9). In tandem with the dimensions, the play was mapped to 2 (personalizing experience) on the spectrum of interactivity.

## CONCLUSIONS

The goal of the spectrum was to explicitly characterize the many ways in which audiences can interact across a range of performative domains. The spectrum aims to be a useful resource for researchers, designers, and artists in entertainment interactivity to consider opportunities for interactivity. While the spectrum aspires to be comprehensive, edge cases that do not fully map to the spectrum undoubtedly exist. Since new tools and new media continually reshape the interactivity landscape, we consider such cases to be good fodder for discussion, allowing us to better understand new forms of interactivity.

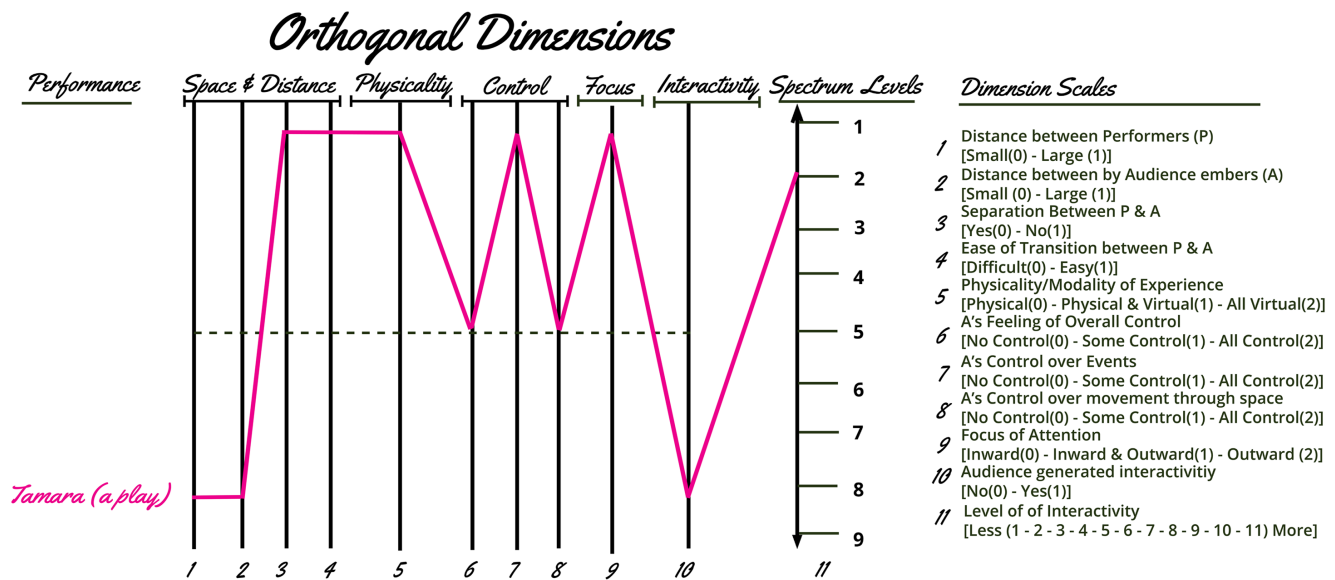


Figure 5. A parallel coordinate chart mapping the orthogonal spectrum dimensions with the spectrum of interactivity. An example performance, Tamara, is mapped across the different dimensions.

### Practitioner Takeaways

Multiple themes emerged from our research that should be considered by practitioners. Practitioners should thoughtfully design for interactivity, anticipate audience challenges, and support multiple levels of interactivity spectrum.

#### Thoughtfully Design Interactive Experiences

Our finding suggests that interactivity should have an explicit purpose. For instance, emergent forms of theater connect audiences with narrative and characters by reshaping the physical space [104], giving them a role [93, 83], and helping them overcome knowledge gaps and traditional barriers [47]. Designers should thoughtfully consider the purpose of interactivity and reasons for technological choices.

#### Anticipate Audience Challenges

Literature and expert interviews described multiple challenges of supporting audience interactions, such as making audiences feel comfortable, and building technology to withstand use. A transmedia expert expressed that interactivity has a “*contract of care...[to] prevent [audiences] from feeling pressured or secluded,*” and a theme park designer summarized the challenges of building interactions in an unsupervised space, “*you need to...design a fun physical experience...that people can’t break.*” Design should thus anticipate challenges that may arise from interactivity.

#### Support Multiple Levels of Interactivity

This paper describes how interactive experiences can be mapped to discrete levels of the spectrum, however experiences can support multiple levels of interactivity. The literature suggests that diverse audiences seek different levels of participation [48], such as observers, passive performers, and active performers [61]. For instance, theme parks primarily cater to families with young children, but must consider the needs of

older demographics who may not enjoy experiences that thrill young adults [61, 61, 82]. Practitioners should thus consider whether multiple levels of interactivity may most effectively address their design goals.

### Limitations and Future Work

This research presents a redesign of the spectrum of interactivity, however this is an early effort to characterize the many dimensions of audience interactivity. The spectrum does not endeavor to describe audience interactivity from the perspective of the performer, which may have unique interactivity characteristics and dimensions, or describe audience characteristics (e.g. culture, size and location), although they may affect interactivity.

Future work will validate the clarity, precision, and effectiveness of the spectrum and orthogonal dimensions with audiences and experts in a range of domains. Since people do not make consistent qualitative judgments [84], we will also test inter-rater reliability within performances. In addition to validating the spectrum, we plan to ask artists and designers to rate their projects on our spectrum to identify interactivity trends and gaps.

### ACKNOWLEDGEMENTS

### ACKNOWLEDGEMENTS

### REFERENCES

1. TEAMBUILDING through IMPROVISATION. (????). <http://medianet-ny.com/TeamBuilding.pdf>
2. David Anderson and Viviane Gosselin. 2008. Private and public memories of Expo 67: a case study of recollections of Montreal’s World’s Fair, 40 years after the event. *museum and society* 6, 1 (2008), 1–21.

3. Sasha Azad, Carl Saldanha, Cheng Hann Gan, and Mark O Riedl. 2016. Mixed Reality Meets Procedural Content Generation in Video Games. In *AAAI Conference on Artificial Intelligence and Interactive Digital Entertainment*.
4. Sasha Azad, Jingyang Xu, Haining Yu, and Boyang Li. 2017. Scheduling Live Interactive Narratives with Mixed-Integer Linear Programming. In *AAAI Conference on Artificial Intelligence and Interactive Digital Entertainment*.
5. Richard A Bartle. 2004. *Designing virtual worlds*. New Riders.
6. Catherine Bell. 1997. *Ritual: Perspectives and Dimensions—Revised Edition*. Oxford University Press.
7. Francisco Bernardo. 2014. Music Video Games in Live Performance: Catachresis or an emergent approach?. In *Videojogos 2014-Conferência de Ciências E Artes Dos Videojogos*.
8. Tonya Williams Bradford and John F Sherry Jr. 2015. Domesticating public space through ritual: Tailgating as vestaval. *Journal of Consumer Research* 42, 1 (2015), 130–151.
9. Harry Brignull and Yvonne Rogers. 2003. Enticing people to interact with large public displays in public spaces. In *Proceedings of INTERACT*, Vol. 3. 17–24.
10. Jeanne H Brockmyer, Christine M Fox, Kathleen A Curtiss, Evan McBroom, Kimberly M Burkhart, and Jacquelyn N Pidruzny. 2009. The development of the Game Engagement Questionnaire: A measure of engagement in video game-playing. *Journal of Experimental Social Psychology* 45, 4 (2009), 624–634.
11. Will Brooker. 2003. Conclusion: Overflow and audience. (2003).
12. Scott Bukatman. 1991. There’s always Tomorrowland: Disney and the hypercinematic experience. *October* 57 (1991), 55–78.
13. Andrew Burn. 2004. Potter-literacy: From book to game and back again; literature, film, game and cross-media literacy. *Papers: explorations into children’s literature* 14, 2 (2004), 5–17.
14. Marc Cavazza, Fred Charles, and Steven J Mead. 2002. Character-based interactive storytelling. *IEEE Intelligent systems* 17, 4 (2002), 17–24.
15. Rob Cover and others. 2004. Interactivity: Reconceiving the audience in the struggle for textual’control’ of narrative and distribution. *Australian journal of communication* 31, 1 (2004), 107.
16. BWW Special Coverage. 2013. In Her Own Words: Sarah Horn Shares Inspirational Story of Singing with Kristin Chenoweth at the Hollywood Bowl and Going Viral! (Aug 2013). [goo.gl/Afa6jE](http://goo.gl/Afa6jE)
17. Garry Crawford, Jason Rutter, and others. Playing the game: Performance in digital game audiences. (????).
18. Gary Cross and John K Walton. 2005. *The playful crowd: Pleasure places in the twentieth century*. Columbia University Press.
19. Mihaly Csikszentmihalyi. 1990. Flow: The psychology of optimal performance. (1990).
20. Cassidy Curtis, David Eisenmann, Rachid El Guerrab, and Scot Stafford. 2016. The making of pearl, a 360° google spotlight story. In *ACM SIGGRAPH 2016 Appy Hour*. ACM, 8.
21. Nonny De la Peña, Peggy Weil, Joan Llobera, Elias Giannopoulos, Ausiàs Pomés, Bernhard Spanlang, Doron Friedman, Maria V Sanchez-Vives, and Mel Slater. 2010. Immersive journalism: immersive virtual reality for the first-person experience of news. *Presence: Teleoperators and virtual environments* 19, 4 (2010), 291–301.
22. N DeMartino. 2011. Why transmedia is catching on (part 1). Retrieved from (2011).
23. Allison Druin. 1999. Cooperative inquiry: developing new technologies for children with children. In *Proceedings of the SIGCHI conference on Human Factors in Computing Systems*. ACM, 592–599.
24. Abigail Durrant, David S Kirk, Steve Benford, and Tom Rodden. 2012. Pursuing leisure: reflections on theme park visiting. *Computer Supported Cooperative Work (CSCW)* 21, 1 (2012), 43–79.
25. Joanne Bubolz Eicher. 1981. Influence of changing resources on clothing–textiles and quality of life. (1981).
26. Stefan Engeser and Falko Rheinberg. 2008. Flow, performance and moderators of challenge-skill balance. *Motivation and Emotion* 32, 3 (2008), 158–172.
27. Laura Ermi and Frans Mäyrä. 2005. Fundamental components of the gameplay experience: Analysing immersion. *Worlds in play: International perspectives on digital games research* 37, 2 (2005), 37–53.
28. ROGERS Everett. 1986. *Communication Technology: The New Media in Society*. (1986).
29. Morwaread M Farbood, Egon Pasztor, and Kevin Jennings. 2004. Hyperscore: a graphical sketchpad for novice composers. *IEEE Computer Graphics and Applications* 24, 1 (2004), 50–54.
30. Gary Alan Fine. 2002. *Shared fantasy: Role playing games as social worlds*. University of Chicago Press.
31. Jason Freeman. 2008. Extreme sight-reading, mediated expression, and audience participation: Real-time music notation in live performance. *Computer Music Journal* 32, 3 (2008), 25–41.
32. Janine Fron, Tracy Fullerton, Jacquelyn Ford Morie, and Celia Pearce. 2007. Playing dress-up: Costumes, roleplay and imagination. *Philosophy of computer games* (2007), 24–27.

33. Rosemary Garris, Robert Ahlers, and James E Driskell. 2002. Games, motivation, and learning: A research and practice model. *Simulation & gaming* 33, 4 (2002), 441–467.
34. Zach Gemignani. Better Know a Visualization: Parallel Coordinates. (????). <http://www.juiceanalytics.com/writing/writing/parallel-coordinates>
35. Max Giovagnoli. 2011. *Transmedia storytelling: Imagery, shapes and techniques*. Etc Press.
36. Lutz Goertz. 1995. *Wie interaktiv sind Medien?* na.
37. Erving Goffman. 2005. *Interaction ritual: Essays in face to face behavior*. AldineTransaction.
38. Alina Goldman. 2014. *Predicting and motivating achievement in self-paced learning: A formative design, study and evaluation*. Ph.D. Dissertation. University of Maryland, College Park.
39. Against Gravity. 2016. Rec Room. (04 2016). <https://www.againstgrav.com/rec-room/> (Accessed on 08/15/2017).
40. Melanie C Green, Timothy C Brock, and Geoff F Kaufman. 2004. Understanding media enjoyment: The role of transportation into narrative worlds. *Communication Theory* 14, 4 (2004), 311–327.
41. Mona Leigh Guha, Allison Druin, and Jerry Alan Fails. 2013. Cooperative Inquiry revisited: Reflections of the past and guidelines for the future of intergenerational co-design. *International Journal of Child-Computer Interaction* 1, 1 (2013), 14–23.
42. Alfred Inselberg. 1985. The plane with parallel coordinates. *The visual computer* 1, 2 (1985), 69–91.
43. Mizuko Ito. 2005. Intertextual Enterprises: Writing alternative places and meanings in the media mixed networks of Yugioh. *ET Culture: Anthropology in Outerspaces* (2005), 180–199.
44. Mikhail Jacob and Brian Magerko. 2015. Viewpoints ai. In *Proceedings of the 2015 ACM SIGCHI Conference on Creativity and Cognition*. ACM, 361–362.
45. Jens Frederik Jensen. 1998. Interactivity: Tracking a New Concept in Media and Communication Studies. *Nordicom Review* 12, 1 (1998).
46. Kristian Kiili, Timo Lainema, Sara de Freitas, and Sylvester Arnab. 2014. Flow framework for analyzing the quality of educational games. *Entertainment Computing* 5, 4 (2014), 367–377.
47. Karen Johanne Kortbek and Kaj Grønbaek. 2008. Communicating art through interactive technology: new approaches for interaction design in art museums. In *Proceedings of the 5th Nordic conference on Human-computer interaction: building bridges*. ACM, 229–238.
48. Philip Kotler. 1984. Dream Vacations-The Booming Market for Designed Experiences. *Futurist* 18, 5 (1984), 7–13.
49. Kevin Krewell. 2017. The State Of The Virtual Reality Business. (July 2017). <https://www.forbes.com/sites/tiriasresearch/2017/07/07/the-state-of-the-virtual-reality-business/> [Online; posted 7-July-2017].
50. Allan Zola Kronzek and Elizabeth Kronzek. 2010. *The Sorcerer’s Companion: A Guide to the Magical World of Harry Potter*. Broadway.
51. Kurt Lancaster. 1997. When Spectators Become Performers: Contemporary Performance-Entertainments Meet the Needs of an “Unsettled” Audience. *The Journal of Popular Culture* 30, 4 (1997), 75–88.
52. Brenda Laurel. 1986. Interface as mimesis. *User centered system design: New perspectives on human-computer interaction* (1986), 67–85.
53. Brenda Laurel. 1991. *Computers as Theatre*. Addison-Wesley. Reading, MA (1991).
54. Brenda Laurel. 1997. Interface agents: Metaphors with character. *Human Values and the design of Computer Technology* (1997), 207–219.
55. Zhihan Lv, Alaa Halawani, Shengzhong Feng, Shafiq Ur Réhman, and Haibo Li. 2015. Touch-less interactive augmented reality game on vision-based wearable device. *Personal and Ubiquitous Computing* 19, 3-4 (2015), 551–567.
56. Isabel Machado, Carlos Martinho, and Ana Paiva. 1999. Once upon a time. In *Published in Fall Symposium on Narrative Intelligence of AAAI*.
57. McLuhan Marshall, Quentin Fiore, and Jerome Agel. 1967. *The Medium is the Massage. An Inventory of Effects*. (1967).
58. Michael Mateas and Andrew Stern. 2003. Façade: An experiment in building a fully-realized interactive drama. In *Game developers conference*, Vol. 2.
59. Michael Mateas and Andrew Stern. 2006. Interaction and narrative. *The game design reader: A rules of play anthology* 1 (2006), 642–669.
60. Graham McAllister, Michael Alcorn, and Philip Strain. 2004. *Interactive performance with wireless PDAs*. (2004).
61. Stephen F McCool, R Neil Moisey, and Norma P Nickerson. 2001. What should tourism sustain? The disconnect with industry perceptions of useful indicators. *Journal of Travel Research* 40, 2 (2001), 124–131.
62. Daniel McDuff, Rana El Kaliouby, and Rosalind W Picard. 2015. Crowdsourcing facial responses to online videos. In *Affective Computing and Intelligent Interaction (ACII), 2015 International Conference on*. IEEE, 512–518.
63. Alison McMahan. 2003. Immersion, engagement and presence. *The video game theory reader* 67 (2003), 86.

64. Sally J McMillan. 2002. A four-part model of cyber-interactivity: Some cyber-places are more interactive than others. *New Media & Society* 4, 2 (2002), 271–291.
65. Daniel Michelis and Jörg Müller. 2011. The audience funnel: Observations of gesture based interaction with multiple large displays in a city center. *Intl. Journal of Human-Computer Interaction* 27, 6 (2011), 562–579.
66. J Hillis Miller, Frank Lentricchia, and Thomas McLaughlin. 1990. Critical Terms for Literary Study. (1990).
67. Ady Milman. 2007. 13 Theme Park Tourism and Management Strategy. *Tourism Management: Analysis, Behaviour, and Strategy* (2007), 218.
68. Ingrid T Monson. 1990. Forced migration, asymmetrical power relations and African-American music: reformulation of cultural meaning and musical form. *The World of Music* 32, 3 (1990), 22–47.
69. Janet H Murray. 2017. *Hamlet on the holodeck: The future of narrative in cyberspace*. MIT press.
70. Timothy J Nelson. 1996. Sacrifice of praise: Emotion and collective participation in an African-American worship service. *Sociology of Religion* 57, 4 (1996), 379–396.
71. Bruno Nettle and Melinda Russell. 1998. *In the course of performance: Studies in the world of musical improvisation*. University of Chicago Press.
72. Brian O’Neill, Andrey Piplica, Daniel Fuller, and Brian Magerko. 2011. A Knowledge-Based Framework for the Collaborative Improvisation of Scene Introductions.. In *ICIDS*. Springer, 85–96.
73. Peter Peltonen, Esko Kurvinen, Antti Salovaara, Giulio Jacucci, Tommi Ilmonen, John Evans, Antti Oulasvirta, and Petri Saarikko. 2008. It’s Mine, Don’t Touch!: interactions at a large multi-touch display in a city centre. In *Proceedings of the SIGCHI conference on human factors in computing systems*. ACM, 1285–1294.
74. Michael Pointer. 1996. *Charles Dickens on the Screen: The Film, Television, and Video Adaptations*. Scarecrow Press.
75. Sheizf Rafaeli. 1988. From new media to communication. *Sage annual review of communication research: Advancing communication science* 16 (1988), 110–134.
76. Ayn Rand. 1971. *The night of January 16th*. Penguin.
77. Stuart Reeves, Steve Benford, Claire O’Malley, and Mike Fraser. 2005. Designing the spectator experience. In *Proceedings of the SIGCHI conference on Human factors in computing systems*. ACM, 741–750.
78. Brandon Rickman. 2002. The Dr. K-Project. *ADVANCES IN CONSCIOUSNESS RESEARCH* 46 (2002), 131–142.
79. Joanne Kathleen Rowling. 1997. *Harry Potter and the Philosopher’s Stone: Harry Potter. Book One*. Bloomsbury.
80. Katie Salen and Eric Zimmerman. 2004. *Rules of play: Game design fundamentals*. MIT press.
81. Ben Samuel, James Ryan, Adam Summerville, Michael Mateas, and Noah Wardrip-Fruin. 2016. Computatrum personae: toward a role-based taxonomy of (computationally assisted) performance. *Proceedings of EXAG* (2016).
82. Jesse Schell and Joe Shochet. 2001. Designing Interactive Theme Park Rides Lessons Learned Creating Disney’s Pirates of the Caribbean-Battle for the Buccaneer Gold. In *Proceedings of the 2001 Game Developers Conference*. 723–731.
83. Natalie Crohn Schmitt. 1993. Casting the Audience. *TDR (1988-)* 37, 4 (1993), 143–156.
84. Clive Seale. 1999. Quality in qualitative research. *Qualitative inquiry* 5, 4 (1999), 465–478.
85. Noor Shaker, Georgios N Yannakakis, and Julian Togelius. 2010. Towards Automatic Personalized Content Generation for Platform Games.. In *AIIDE*.
86. Ladan Shams and Aaron R Seitz. 2008. Benefits of multisensory learning. *Trends in cognitive sciences* 12, 11 (2008), 411–417.
87. Amir Shani and Abraham Pizam. 2010. The role of animal-based attractions in ecological sustainability: Current issues and controversies. *Worldwide Hospitality and Tourism Themes* 2, 3 (2010), 281–298.
88. David J Shernoff and Mihaly Csikszentmihalyi. 2009. Cultivating engaged learners and optimal learning environments. *Handbook of positive psychology in schools* (2009), 131–145.
89. Aaron Smuts. 2005. Are Video Games Art? *Contemporary Aesthetics* 3 (2005).
90. Dietrich Squinkifer. 2014. Coffee: A Misunderstanding. *Deirdra Kiai, Santa Cruz* (2014).
91. Jonathan Steuer. 1992. Defining virtual reality: Dimensions determining telepresence. *Journal of communication* 42, 4 (1992), 73–93.
92. Anselm Strauss and Juliet Corbin. 1990. Open coding. *Basics of qualitative research: Grounded theory procedures and techniques* 2, 1990 (1990), 101–121.
93. Alina Striner. Yes and...? Using Improv to Design for Narrative in Lights Out. *CHI’17 workshop on Design Fiction for Mixed-Reality Performances (????)*.
94. Alina Striner and Brenna McNally. 2017. Transitioning Between Audience and Performer: Co-Designing Interactive Music Performances with Children. In *Proceedings of the 2017 CHI Conference Extended Abstracts on Human Factors in Computing Systems (CHI EA ’17)*. ACM, New York, NY, USA, 2115–2122. DOI: <http://dx.doi.org/10.1145/3027063.3053171>

95. Alina Striner and Jenny Preece. 2016. StreamBED: Training citizen scientists to make qualitative judgments using embodied virtual reality training. In *Proceedings of the 2016 CHI Conference Extended Abstracts on Human Factors in Computing Systems*. ACM, 1201–1207.
96. Suzy Strutner. 2015. This Guy Quit His Job To Play Piano Around The World In A Beautifully Unplugged Life. (Jul 2015). [http://www.huffingtonpost.com/entry/dotan-negrin-piano-around-the-world\\_us\\_559fd8c0e4b096729155ecf8](http://www.huffingtonpost.com/entry/dotan-negrin-piano-around-the-world_us_559fd8c0e4b096729155ecf8)
97. Adam Summerville, Matthew Guzdial, Michael Mateas, and M Riedl. 2016. Learning player tailored content from observation: Platformer level generation from video traces using LSTMs. In *AAAI Conference on Artificial Intelligence and Interactive Digital Entertainment*.
98. Tynan Sylvester. 2013. *Designing games: A guide to engineering experiences*. " O'Reilly Media, Inc."
99. Quantum Theatre. 2014. TAMARA. (2014). <http://www.quantumtheatre.com/tamara/> (Accessed on 09/19/2017).
100. Julian Togelius, Georgios N Yannakakis, Kenneth O Stanley, and Cameron Browne. 2011. Search-based procedural content generation: A taxonomy and survey. *IEEE Transactions on Computational Intelligence and AI in Games* 3, 3 (2011), 172–186.
101. Pontus Unger, Karl Forsberg, and Jacob Hyldal Jacobsen. 2004. PHOTOVOTE: Olympic Judging System. In *CHI '04 Extended Abstracts on Human Factors in Computing Systems (CHI EA '04)*. ACM, New York, NY, USA, 1670–1674. DOI: <http://dx.doi.org/10.1145/985921.986184>
102. John Van Maanen, P Frost, PL Moore, C Lundberg, M Louis, and J Martin. 1991. The smile factory. (1991).
103. Akito van Troyer. Constellation: A Tool for Creative Dialog Between Audience and Composer. (????).
104. Akito van Troyer. 2013. Enhancing Site-specific Theatre Experience with Remote Partners in Sleep No More. In *Proceedings of the 2013 ACM International Workshop on Immersive Media Experiences (ImmersiveMe '13)*. ACM, New York, NY, USA, 17–20. DOI: <http://dx.doi.org/10.1145/2512142.2512150>
105. Peter Vorderer, Silvia Knobloch, and Holger Schramm. 2001. Does entertainment suffer from interactivity? The impact of watching an interactive TV movie on viewers' experience of entertainment. *Media Psychology* 3, 4 (2001), 343–363.
106. Greg Walsh, Elizabeth Foss, Jason Yip, and Allison Druin. 2013. FACIT PD: a framework for analysis and creation of intergenerational techniques for participatory design. In *Proceedings of the SIGCHI Conference on Human Factors in Computing Systems*. ACM, 2893–2902.
107. Todd Winkler. 2001. *Composing interactive music: techniques and ideas using Max*. MIT press.
108. Nicholas Yee. 2002. Facets: 5 motivation factors for why people play MMORPG's. *Terra Incognita* 1 (2002), 1708–1723.
109. Eric Zimmerman. 2004. Narrative, interactivity, play, and games: Four naughty concepts in need of discipline. (2004).