

On Variants of Network Flow Stability

Young-San Lin¹ and Thanh Nguyen²

¹ Computer Science Department, Purdue University, e-mail: lin532@purdue.com

² Krannert School of Management, Purdue University, e-mail: nguye161@purdue.edu

Abstract. We present a variant of the stable flow problem. Instead of the traditional flow problem that obeys Kirchhoff's law, for each vertex, the outflow is monotone and piecewise linear to the inflow. In a directed and capacitated network, each vertex has strict preference over their incident edges. A stable flow assignment does not allow a group of vertices to benefit from privately rerouting along a path. In this paper, we first show the existence of flow stability by reducing this variant of stable flow problem to Scarf's Lemma, then introduce a path augmenting algorithm that runs in polynomial time to find such a stable flow.

1 Introduction

In the classic stable marriage problem, n men and n women with individual preferences order of the opposite gender, are to be matched such that no man-woman pair exists who are inclined to abandon their original partners and marry each other. Gale and Shapley [1] showed the existence of such a stable matching by the deferred acceptance (DA) algorithm. Since then, the stable marriage problem and the DA algorithm have become the cornerstones of market design and have changed the way many centralized markets are organized. (See for example, [2,3].) Motivated by applications in resident matching, school choice, kidney exchange and supply chain networks, numerous extensions of the problem have been studied. Among them a trading network with bilateral contracts is perhaps the most general framework. This problem can be modeled as a directed graph where vertices represent agents and edges represent contracts. The vertex of the outgoing endpoint of an edge is the seller of that contract while the vertex of the incoming endpoint is the buyer. Besides, there may be a source vertex as a representative of a producer who only sells and a sink vertex as a consumer who only buys while other vertices are regarded as intermediate agents. A natural notion of stability is a configuration of trade such that there is no blocking coalition. A blocking coalition is a group of agents who will benefit more by cooperating among themselves.

To model agents' preference, we assume that agents hold preference lists over individual contracts, and allow capacities over these contracts. One can think of the capacity as the amount of goods traded in this contract.³ One natural assumption is to require agents to obey Kirchhoff's law. Namely, the sum of inflow contracts is the same as the sum of outflow contracts. This standard stable flow problem has been well-studied. A preflow-push variant of the Gale-Shapley algorithm can be done in pseudo-polynomial time [7] while a path augmenting variant of the Gale-Shapley algorithm can be done in polynomial time [8]. Besides, a stable flow instance can be reduced to the stable allocation problem [9] and both stable flow and stable allocation inherit the lattice structure [10].

However, many applications do not fit into the traditional flow problem that obeys Kirchhoff's law. For example, in a supply chain network, one vertex can represent a manufacturing firm that takes raw materials as input and produces certain part-products while another vertex might correspond to an assembly firm whose inputs are the part-products and outputs are finished products. Clearly, the Kirchhoff's law does not hold for both manufacturing and assembly firms in this example.

³ Another way to model preference is to use choice functions, that is, an agent evaluates a set of contracts C by specifying a subset of contracts $C' \subset C$ that is accepted by the agent. [4,5,6] show that in this framework, a stable solution exists if the choice functions possess some special characteristics. Choice functions are defined over discrete sets, and it is not clear how it can be generalized to continuous capacities as the problem considered in our paper.

Motivated by this, in this paper we assume a more generalized case. Specifically, each agent can sign any amount of outgoing contracts under certain threshold when there are no incoming contracts. When there are incoming contracts, the amount of outgoing contracts is monotone and piecewise linear to the amount of incoming contracts. If all intermediate agents apply this criteria, then this network is called a monotone piecewise linear mapping network (MPLM-network).

Finding a stable solution in this general problem is more challenging. We first show the existence of flow stability by reducing this variant of stable flow problem to Scarf's Lemma, then introduce a path augmenting algorithm that runs in polynomial time to obtain such a stable solution.

In section 2, we describe the setting and background definition of this problem including how flow and stability are defined when agents utilize some special mapping or functions to their inflow and outflow. Besides, we introduce the concept of monotone piecewise linear mapping (MPLM), convex monotone piecewise linear mapping (CMPLM), and linear mapping (LM).

In section 3, we show the existence of CMPLM-stable-flow by a reduction to Scarf's Lemma [11,12]. Later on, as LM is a subset of CMPLM, by reducing MPLM-stable-flow problem to LM-stable-flow problem, we can show the existence of MPLM-stable-flow.

In section 4, we present a polynomial time path augmenting algorithm that finds an LM-stable-flow for an acyclic LM-network. The main difference of our approach from [8] is an augmented path may be a σ -cycle, a path from a source to a vertex that is visited twice. Each iteration in [8] augments a path from source to sink or a cycle since when augmenting a cycle, the augmented flow from the source to cycle is always zero. However, this does not apply in our setting because flow conservation property is not guaranteed. An MPLM-network instance can be reduced to an LM-network instance so an MPLM-stable-flow can be found in an acyclic MPLM-network. At the end of this section, we show a reduction from cyclic LM-network to an equivalent acyclic LM-network to enclose the entire problem.

2 Preliminaries

2.1 \mathcal{F} -agent, \mathcal{F} -network, \mathcal{F} -flow, and \mathcal{F} -stable-flow

A network is a quadruple (G, s, t, c) , where $G = (V, E)$ is a digraph. We abuse a bit of notation, V does not include s and t but E includes edges with s or t as endpoints. s and t are the source and sink vertices and $c : E \rightarrow \mathbb{R}_+$ determines the capacity $c(e)$ where $e \in E$. The preference \succ_v of a vertex $v \in V$ is defined over edges. $e_1 \succ_v e_2$ means v prefers e_1 to e_2 . Note that incoming edges and outgoing edges are ranked strictly and separately by v . First, we make assumptions over agents in the network:

Definition 1. Let \mathcal{F} be a set of functions or mappings that maps from $\mathbb{R}_{\geq 0}$ to $\mathbb{R}_{\geq 0}$ (or from $\mathbb{R}_{\geq 0}$ to a subset of $\mathbb{R}_{\geq 0}$). For $v \in V$, v possesses its own function or mapping g_v . If for $v \in V$, $g_v \in \mathcal{F}$, then v is an \mathcal{F} -agent. If all agents in V are \mathcal{F} -agents, then (G, s, t, c) is an \mathcal{F} -network.

In a market, each vertex can be regarded as an agent given offers of incoming and outgoing contracts. They evaluate the quantity of desired outgoing contracts to be signed based on how many incoming contracts are accepted. Therefore, the feasibility of contract assignment can be defined as the following:

Definition 2. An \mathcal{F} -flow of an \mathcal{F} -network is a function $f : E \rightarrow \mathbb{R}_{\geq 0}$ such that:

1. $0 \leq f(e) \leq c(e)$.
2. Let $f_{in}(v) = \sum_{uv \in E} f(uv)$ and $f_{out}(v) = \sum_{vu \in E} f(vu)$, then $g_v(f_{in}(v)) = f_{out}(v)$ (or $f_{out}(v) \in g_v(f_{in}(v))$ if $g_v(f_{in}(v))$ maps to multiple values).

Since agents have preferences over contracts, it is natural to define a scenario when such network flow in a market is stable or not. The flow is not stable when there exist selfish agents who are willing to work together without regarding other agents' benefit. Although each vertex in V has their own preference list, s and t do not rank their edges, because their preferences are irrelevant with respect to the following definition.

Definition 3. An \mathcal{F} -stable-flow is an \mathcal{F} -flow without a blocking path in an \mathcal{F} -network. Given flow f , f has a blocking path $P = (v_1, v_2, \dots, v_{k-1}, v_k)$ if all the followings hold:

1. There exists a vector $V_P = (r_1, r_2, \dots, r_{k-1}) > \mathbf{0}$ such that:
 - (a) $r_i \leq c(v_i v_{i+1}) - f(v_i v_{i+1})$ for $i = 1, \dots, k-1$.
 - (b) $f_{out}(v_i) + r_i = g_{v_i}(f_{in}(v_i) + r_{i-1})$ for $i = 2, \dots, k-1$ (or $f_{out}(v_i) + r_i \in g_{v_i}(f_{in}(v_i) + r_{i-1})$ if $g_v(f_{in}(v))$ maps to multiple values).
2. $v_1 = s$ or there is an $e = v_1 u$ such that $f(e) > 0$ and $v_1 v_2 \succ_{v_1} e$.
3. $v_k = t$ or there is an $e = uv_k$ such that $f(e) > 0$ and $v_{k-1} v_k \succ_{v_k} e$.

An \mathcal{F} -flow has a blocking path if the first agent prefers to offer contracts to the second agent to other agents she had already offered, while intermediate agents still have space for signing contracts, and the last agent prefers to accept the contracts offered by the penultimate agent to other agents she had already accepted. Note that when $v_1 = v_k$ and all the conditions are satisfied, $g_{v_1}(f_{in}(v_1) + r_{k-1}) = f_{out}(v_1) + r_1$ does not have to hold. The path P is allowed to have duplicate vertices. When there are duplicate vertices, we just follow Definition 3 regardless of extra incoming or outgoing flow that comes from V_P .

We consider the case that there are no parallel edges since one can always add one vertex between each parallel edge and include the identity function into \mathcal{F} . The vertices between parallel edges apply the identity function. Therefore, whenever we state an edge uv , uv is unique.

Note that when \mathcal{F} is just a set of an identity function, this is the standard stable flow problem. We study the case when agents apply monotone piecewise linear mappings.

2.2 MPLM-network, CMPLM-network, and LM-Network

For a vertex $v \in V$, before defining a monotone piecewise linear mapping (MPLM) g_v with k_v segments, we are given the following parameters:

1. $a_{v,1}, a_{v,2}, \dots, a_{v,k_v}$ where $a_{v,i} > 0$.
2. $b_v \geq 0$.
3. $c_{v,0}, \dots, c_{v,k_v}$ where $0 = c_{v,0} < c_{v,1} < \dots < c_{v,k_v} = \infty$.

$a_{v,i}$ is the slope of segment i , b_v is the *pseudo* starting point of g_v , and $(c_{v,i-1}, c_{v,i}]$ decides the domain of segment i . Now we are able to define g_v :

$$g_v(x) = \begin{cases} [0, b_v] & \text{if } x = 0, \\ a_{v,1}x + b_v & \text{if } x \in (0, c_{v,1}], \\ a_{v,i}x + g_v(c_{v,i-1}) & \text{if } x \in (c_{v,i-1}, c_{v,i}] \end{cases} \quad (1)$$

Note that when $x = 0$, agent v is willing to sign any amount of outgoing contracts without exceeding the threshold b_v . This mapping also depicts that even a bit of incoming contract is an incentive to sign outgoing contracts beyond certain baseline. If every agent in V applies MPLM, then (G, s, t, c) is an *MPLM-network*.

If $a_{v,i} < a_{v,j}$ for any $1 \leq i < j \leq k_v$, then g_v is a convex (in \mathbb{R}_+) monotone piecewise linear mapping (CMPLM). In this case, we can rewrite g_v :

$$g_v(x) = \begin{cases} [0, b_v] & \text{if } x = 0, \\ \max_{i=1, \dots, k_v} \{g_{v,i}(x)\} & \text{otherwise} \end{cases} \quad (2)$$

where $g_{v,i} = a_{v,i}x + b_{v,i}$ and $b_{v,i} = -a_{v,i}c_{v,i-1} + \sum_{j=1}^{i-1} a_{v,j}(c_{v,j} - c_{v,j-1}) + b_v$. Besides, $b_{v,1} = b_v$ and

$$\begin{aligned} b_{v,i} - b_{v,i-1} &= -a_{v,i}c_{v,i-1} + a_{v,i-1}(c_{v,i-1} - c_{v,i-2}) + a_{v,i-1}c_{v,i-2} \\ &= -(a_{v,i} - a_{v,i-1})c_{v,i-1} < 0 \end{aligned} \quad (3)$$

when $i > 1$, so $b_{v,j} < b_{v,i}$ for any $1 \leq i < j \leq k_v$.

If every agent in V applies CMPLM, then (G, s, t, c) is a *CMPLM-network*. If $k_v = 1$, then g_v is a linear function when $x > 0$, we say g_v is a linear mapping (LM). Similarly, if for each $v \in V$, $k_v = 1$, then (G, s, t, c) is an *LM-network*.

3 Stability of MPLM-networks

3.1 Scarf's Lemma

Definition 4. Let A be an $m \times n$ nonnegative matrix with at least one positive entry in every column and row, $b \in \mathbb{R}_+^m$ be a positive vector, and $\mathcal{P} = \{x : x \geq 0, Ax \leq b\}$. For each row i of A , there is a strict ranking \succ_i over the columns in $\{1 \leq j \leq n : A_{ij} > 0\}$. $k \succ_i j$ means row i prefers column k to column j .

We say $x \in \mathcal{P}$ **dominates** column j if there exists a row i such that:

1. $A_{ij} > 0$ and the constraint i binds, i.e. $(Ax)_i = b_i$.
2. $k \succ_i j$ for any other $k \neq j$ such that $A_{ik} > 0$ and $x_k > 0$.

To simplify our notation, we also say row i *dominates* column j if the above mentioned conditions hold.

Lemma 1 (Scarf's Lemma). [12] For any above mentioned A , b , and \succ_i , there exists an $x^* \in \mathcal{P}$ that dominates all columns of A .

3.2 The Reductions

Scarf's Lemma originally appeared as a tool to prove the non-emptiness of the core in an n person game [11]. Nowadays, it has been universally used for problems about stability.

In our case, before showing the existence of stable-MPLM-flow in an MPLM-network, we first consider CMPLM-network. MPLM is a more general mapping than CMPLM, so we can reduce MPLM-stable-flow problem to LM-stable-flow problem, a special case of CMPLM-stable-flow. Although LM is a special case of CMPLM and may not be needed in the later part of our proofs, we still prove the existence of stable-CMPLM-flow in CMPLM-networks by a reduction to Scarf's Lemma.

Theorem 1. *There exists a CMPLM-stable-flow in a CMPLM-network.*

Proof. Suppose we are given (G, s, t, c) , $G = (V, E)$, \succ_v , and $g_v \in \text{CMPLM}$ for any $v \in V$, we would like to reduce this problem to Scarf's. First construct matrix A as the following:

1. For each $e \in E$, create column x_e .
2. For each $v \in V$, create column x_v^1 and x_v^2 .
3. For each $e \in E$, create row e and set $A_{ex_e} = 1$.
4. For each $g_{v,i}$ where $i = 1, \dots, k_v$, create row v^i . For every $e = uv \in E$, set $A_{v^i x_e} = a_{v,i}$ and $A_{v^i x_v^1} = A_{v^i x_v^2} = 1$.
5. For each $v \in V$, create row v' . For every $e = vu \in E$, set $A_{v' x_e} = 1$. Also set $A_{v' x_v^1} = A_{v' x_v^2} = 1$.
6. Row v^i prefers column x_v^1 the most and column x_v^2 the least. Preference of $e = uv \in E$ remains the same as \succ_v .
7. Row v' prefers column x_v^2 the most and column x_v^1 the least. Preference of $e = vu \in E$ remains the same as \succ_v .

Let $q(v) = \max(\sum_{uv \in E} c(uv), \sum_{vu \in E} c(vu), b_v) + 1$, construct b as the following:

1. Set $b_e = c(e)$.
2. Set $b_{v^i} = q(v) - b_{v,i}$ for $i = 1, \dots, k_v$.
3. Set $b_{v'} = q(v)$.

Note that all the rows of A and b are labeled either e , v^i , or v' . All the columns of A and rows of x are labeled either x_e , x_v^1 , or x_v^2 .

Let x^* be a Scarf's solution of A , b , \succ_{v^i} , and $\succ_{v'}$, we construct a CMPLM-stable-flow f of (G, s, t, c) , g_v , and \succ_v as the following: $f(e) = x_e^*$. Here we abuse a bit of notation by labeling columns or rows by x_e , x_v^1 , or x_v^2 and any superscript or subscript of x^* stands for the value of that entry of x^* . The rest of the proof is done in Lemma 2. \square

Lemma 2. f is a CMPLM-stable-flow of (G, s, t, c) , $G = (V, E)$, \succ_v , and g_v if and only if x^* is a Scarf's solution of A , b , \succ_{v^i} , and $\succ_{v'}$.

Proof. Scarf's \rightarrow CMPLM-stable-flow:

Suppose x^* is a solution of Scarf's, then x^* dominates every column of A . Assume there is a row v^i that dominates column x_v^1 , then $i = 1$ and row v^1 must bind since $q(v) - b_{v,1}$ is less than $q(v) - b_{v,i}$ for $i > 1$ by equation (3). Row v^1 prefers other nonzero entries (column x_e where $e = uv \in E$ and column x_v^2) to column x_v^1 . Row v^1 prefers column x_v^1 the most, so other entries including x_v^{*2} must be zero and $x_v^{*1} = q(v) - b_v > 0$. In this case, $f_{in}(v) = \sum_{e=uv \in E} x_e^* = 0$ and from constraint row v' , $f_{out}(v) = \sum_{e=vu \in E} x_e^* \leq b_v$.

If there is no row v^i that dominates column x_v^1 , then row v' must dominate column x_v^1 so row v' binds. If at the same time row v' dominates column x_v^2 , then v' prefers other nonzero entries (column x_e where $e = vu \in E$ and column x_v^1) to column x_v^2 . v' prefers x_v^2 the most, so other entries including x_v^1 must be zero and $x_v^{*2} = q(v)$. However, every row v^i prefers x_v^1 to x_v^2 and $x_v^{*2} > 0$, so row v^i cannot dominate x_v^1 . x_v^1 is not dominated by x^* , a contradiction. Thus, there are some row v^i that dominates column x_v^2 and binds. Since row v' also binds, $q(v) = a_{v,i} \sum_{e=uv \in E} x_e^* + b_{v,i} + x_v^{*1} + x_v^{*2} = \sum_{e=vu \in E} x_e^* + x_v^{*1} + x_v^{*2}$. Besides, row v^j may not bind for $j \neq i$, so $a_i \sum_{e=uv \in E} x_e^* + b_{v,i} \geq a_{v,j} \sum_{e=uv \in E} x_e^* + b_{v,j}$ which means $g_{v,i}$ maximizes g_v and $a_{v,i} f_{in}(v) + b_{v,i} = g_{v,i}(f_{in}(v)) = g_v(f_{in}(v)) = f_{out}(v)$.

In both cases whether there is a row v^i that dominates column x_v^1 or not, f is a CMLPM-flow.

For stability, suppose f has a blocking path $P = (v_1, v_2, \dots, v_{k-1}, v_k)$ with vector $V_P = (r_1, \dots, r_{k-1})$, from the second condition in Definition 3, row v_1' cannot dominate column x_{e_1} where $e_1 = v_1 v_2$. If v_1 is s , there are no constraints for these two vertices. For the other case v_1 prefers e_1 to some other nonzero edges. In either case row v_1' does not dominate column x_{e_1} since v_1 prefers some other nonzero edges to e_1 . Besides, if $f(e_1) > 0$, then $r_1 > 0$ since otherwise $V_P = \mathbf{0}$ (the path corresponds to a series of functions in \mathbb{R}_+ and the upcoming r_i 's remain unchanged). That is, $c(e_1) > f(e_1)$ whenever $f(e_1) \geq 0$ so row e_1 cannot dominate x_{e_1} . This means for some i_1 , row $v_2^{i_1}$ must dominate column x_{e_1} . Since row $v_2^{i_1}$ dominates column x_{e_1} and column $x_{v_2}^2$ is the least preferred, we have $x_{v_2}^{*2} = 0$. $x_{v_2}^{*1} > 0$ because row $v_2^{i_1}$ must bind and the maximum sum of either incoming or outgoing flow cannot reach $q(v_2)$. $x_{v_2}^{*1} > 0$ indicates that v_2' cannot dominate x_{e_2} because column $x_{v_2}^1$ is row $v_2^{i_1}$'s least preferred. Similarly, for some i_2 , row $v_3^{i_2}$ must dominate column x_{e_2} where $e_2 = v_2 v_3$. If we keep on repeating the similar argument, there must be some i_{k-1} such that row $v_k^{i_{k-1}}$ must dominate $x_{e_{k-1}}$ where $e_{k-1} = v_{k-1} v_k$. However, from the third condition in Definition 3, v_k must prefer e_{k-1} to some other nonzero edges. This means row $v_k^{i_{k-1}}$ must prefer $x_{e_{k-1}}$ to some other nonzero edges so x^* does not dominate column $x_{e_{k-1}}$, a contradiction.

CMPLM-stable-flow \rightarrow Scarf's:

Suppose we have a CMPLM-stable-flow f , first set $x_e^* = f(e)$ for each $e \in E$. If $x_e^* = c(e)$ then row e dominates column x_e . For an unsaturated edge $e = uv$, exactly one of the following cases holds:

1. u prefers e to some other nonzero edges or $u = s$.
2. v prefers e to some other nonzero edges or $v = t$.
3. None of the above.

The first and second cannot hold at the same time or uv is a blocking path.

In the first case, v must prefer all other nonzero edges to e so some row v^i dominates column x_e . This leads to $x_v^{*2} = 0$ because $x_e \succ_{v^i} x_v^2$ for any $i = 1, \dots, k_v$. Suppose $g_v(f_{in}(v)) = g_{v,i}(f_{in}(v)) \geq g_{v,j}(f_{in}(v))$ for $j \neq i$, in order to let row v^i bind, $x_v^{*1} = q(v) - a_{v,i} \sum_{e=uv \in E} x_e^* - b_{v,i}$.

Similarly in the second case, u must prefer all other nonzero edges to e so row u' dominates column x_e . This leads to $x_u^{*1} = 0$ because $x_e \succ_{u'} x_u^1$. In order to let row u' bind, $x_u^{*2} = q(u) - \sum_{e=uv \in E} x_e^*$.

In the third case, column x_e is already dominated. The next step is to move on and examine how column x_v^1 and column x_v^2 can be dominated.

We can classify vertex v into 3 types:

1. v has an incoming unsaturated edge uv and u prefers uv to some other nonzero edges.
2. v has an outgoing unsaturated edge vw and w prefers vw to some other nonzero edges.
3. None of the above.

The first and the second case cannot happen at the same time by our construction, since otherwise u prefers uv to some other nonzero edges and w prefers vw to some other nonzero edges, (u, v, w) forms a blocking path, a contradiction. Besides, the first case implies $x_v^{*2} = 0$ and the second case implies $x_v^{*1} = 0$. By our selection of $q(v)$, $x_v^{*1} = x_v^{*2} = 0$ cannot happen because the sum of incoming or outgoing flow cannot reach $q(v)$.

In the third case, if $f_{in}(v) = 0$ and $f_{out}(v) < b_v$, row v' cannot bind and row v^1 binds. In order to dominate column x_v^2 , set $x_v^{*1} = q(v) - b_v$. Otherwise, arbitrarily set x_v^{*1} and x_v^{*2} such that $x_v^{*1} \geq 0$, $x_v^{*2} \geq 0$, and $x_v^{*1} + x_v^{*2} = q(v) - a_{v,i} \sum_{uv \in E} f(uv) - b_{v,i} = q(v) - \sum_{vu \in E} f(vu)$ where i is the one that maximizes $g_{v,i}(f_{in}(v))$. In this case, both row v^i and v' bind. Column x_v^2 as the least preferred by row v^i is dominated while column x_v^1 as the least preferred by row v' is also dominated. \square

The existence of CMPLM-stable-flow also implies the existence of LM-stable-flow. One can have an analogous proof for LM-stable-flow by setting $k_v = 1$ for each $v \in V$. In the following proof, we show that MPLM-stable-flow can be reduced to LM-stable-flow and each MPLM-agent is equivalent to a subnetwork that consists of LM-agents.

Theorem 2. *There exists a MPLM-stable-flow in an MPLM-network.*

Proof. We can reduce MPLM-stable-flow problem to LM-stable-flow problem to show the existence. First construct (G', s', t', c') , $G' = (V', E')$, $\succ_{v'}$, and $g'_{v'} \in \text{LM}$ for each $v' \in V'$ as the following:

1. For each $v \in V$, create v_{in} , v_{out} , and v_1, \dots, v_{k_v} in V' .
2. For each $uv \in E$, create $u_{out}v_{in}$ in E' and let $c'(u_{out}v_{in}) = c(uv)$ (assume $s_{out} = s'$ and $t_{in} = t'$).
3. For each v_i , create edges $v_{in}v_i$ and v_iv_{out} in E' . If $i < k_v$, set $c'(v_{in}v_i) = c_{v,i} - c_{v,i-1}$ and $c'(v_iv_{out}) = a_{v,i}c'(v_{in}v_i)$. If $i = k_v$, set $c'(v_{in}v_i) = \max\{0, \sum_{uv \in E} c(uv) - c_{v,i-1}\}$ and $c'(v_iv_{out}) = a_{v,i}c'(v_{in}v_i)$.
4. The preference of v_{in} over $u_{out}v_{in}$ is the same as v over uv . Similarly, the preference of v_{out} over $v_{out}u_{in}$ is the same as v over vu .
5. v_{in} prefers $v_{in}v_i$ with smaller i and v_{out} prefers v_iv_{out} with smaller i .
6. $g'_{v_{in}}(x) = x$. $g'_{v_i}(x) = a_{v,i}x$. $g'_{v_{out}}(0) \in [0, b_v]$ and $g'_{v_{out}}(x) = x + b_v$ if $x \in \mathbb{R}_+$.

Let f' be the LM-stable-flow, it is clear that $g'_{v_{out}}(f'_{in}(v_{out})) = g_v(f'_{in}(v_{in})) = f'_{out}(v_{out})$ since the sum of outgoing flow from v_{in} is the same as the sum of the incoming flow, both v_{in} and v_{out} prioritize flow that passes through smaller v_i 's and v_i output flow weighted by $a_{v,i}$, v_i does not have any flow unless $v_{in}v_{i-1}$ and $v_{i-1}v_{out}$ are saturated, and eventually, v_{out} just merely output a flow by adding b_v when $f'_{in}(v_{out}) > 0$.

Therefore, assigning $f(uv) = f'(u_{out}v_{in})$ makes f an MPLM-stable-flow. \square

Note that there are alternative ways to prove the existence of CMPLM-stable-flow and MPLM-stable-flow. One can first prove the existence of CMPLM-stable-flow and reduce a MPLM-network to a CMPLM-network via decomposing MPLM into CMPLM segments instead of LM segments in our proof. Another way is to first prove the existence of LM-stable-flow then reduce both CMPLM-stable-flow and MPLM-stable-flow to LM-stable-flow.

4 Path Augmenting Algorithms for MPLM-networks

4.1 Acyclic Networks

From the proof of Theorem 2, each MPLM-agent can be transformed as a subnetwork of several LM-agents. As a consequence, it suffices to design algorithms for LM-stable-flow problem in order to solve the MPLM-stable-flow problem. We present a path augmenting algorithm for LM-networks. This algorithm is a slight modification of the one in [8] which considers the case when network does not have cycles.

The Algorithm for Acyclic LM-networks Suppose we are given (G, s, t, c) , $G = (V, E)$, \succ_v , $g_v \in LM$ for any $v \in V$, and G does not have any cycles. In the algorithm, each vertex $v \in V \cup \{s\}$ is associated with a state and an edge. The states for vertices are $\{\text{PROPOSE}, \text{REJECT}, \text{DONE}\}$. If v is at the **PROPOSE** state, then the associated edge is the outgoing edge that v currently prefers the most. v reaches the **REJECT** state when v is running out of outgoing edges for proposing. The associated edge at this state is the incoming edge with positive flow value that v currently prefers the least. v reaches the **DONE** state when its most preferred edge is also rejected and there is no associated edge.

Initially, for each $v \in V \cup \{s\}$, $v.\text{state} = \text{PROPOSE}$, $v.\text{edge}$ is set to the most preferred outgoing edge of v . For s , the order can be arbitrary. We can construct the auxiliary graph $H = (V_H, E_H)$ as the following:

1. $V_H = V$.
2. $E_H = \{v.\text{edge} : v \in V \cup \{s\}, v.\text{state} = \text{PROPOSE}\} \cup \{\text{rev}(v.\text{edge}) : v \in V \cup \{s\}, v.\text{state} = \text{REJECT}\}$ where $\text{rev}(uv) = vu$.

For each $uv \in E_H$, the residual capacity $c_f(uv)$ based on the current flow f is:

$$c_f(uv) = \begin{cases} c(uv) - f(uv) & \text{if } u.\text{state} = \text{PROPOSE} \text{ and } u.\text{edge} = uv \\ f(vu) & \text{if } u.\text{state} = \text{REJECT} \text{ and } u.\text{edge} = uv \end{cases}$$

Before showing how the algorithm works, we introduce a different path to augment from traditional path augmenting algorithms for flows.

Definition 5. A σ -cycle is a path $P = (s, v_1, v_2, \dots, v_k)$ where all vertices are distinct except $v_k = s$ or $v_k = v_j$ for some $1 \leq j < k$.

The algorithm iteratively augments the flow f in H . In each round, one can always augment an s - t path or a σ -cycle P such that $c_e(f) = 0$ for some e in P .

After the augmentation, update either the associated edge or the state for each outgoing vertex u of the saturated edges uv . If u just finished proposing to v , then move on to the next preferred edge. If u is running out of vertices to propose, then move to the **REJECT** state, set the associated edge to the least preferred edge that is currently accepted, and update the vertices that are going to propose to u . If u is running out of vertices to reject, then u has rejected all the edges, set $u.\text{state}$ to **DONE**.

The algorithm stops when $s.\text{state} = \text{REJECT}$. Namely, there are no vertices for s to propose to.

Algorithm 1 : Path Augmenting

- 1: Initialize the state and associated edge for $v \in V \setminus \{t\}$ and set f as zero flow.
 - 2: **while** $s.\text{state} = \text{PROPOSE}$ **do** ▷ assume H and f as global variables
 - 3: let P be an s - t -path or a σ -cycle in H
 - 4: augment f by P such that the capacity of at least one edge in H drops to 0
 - 5: **for** uv in P **do**
 - 6: **if** $c_f(uv) = 0$ **then**
 - 7: Update(u, P)
 - 8: **return** f
-

```

1: procedure UPDATE( $u, P$ )
2:   if  $u \in P$  and was updated then
3:     return
4:   if  $u.state = \text{PROPOSE}$  then
5:      $u.edge \leftarrow u$ 's next prefer edge  $uv$  with " $uv \succ_v v.edge$  and  $v.state = \text{REJECT}$ " or " $v.state = \text{PROPOSE}$ "
6:     if no such  $v$  then
7:        $u.state = \text{REJECT}$ 
8:       if  $u = s$  then
9:         return
10:    if  $u.state = \text{REJECT}$  then
11:       $u.edge \leftarrow u$ 's next least prefer edge  $vu$  with  $f(vu) > 0$ 
12:      if no such  $v$  then
13:         $u.state = \text{DONE}$ 
14:         $u.edge \leftarrow \emptyset$ 
15:      return
16:    for each  $w \in V \cup \{s\}$  where  $w.state = \text{PROPOSE}$  do
17:      if  $wu = w.edge$  and  $u.edge \succ_u wu$  then Update( $w, P$ )

```

Details of Path Augmentation Suppose after running some iterations, the current flow is f and the auxiliary graph is H . Let P be an s - t -path or a σ -cycle (there must be one, see Lemma 3) and Δ be a list of edge values that we are about to augment along P .

If we find an s - t -path $P = (s, v_1, \dots, v_k, t)$ to augment, let $\Delta = (\Delta_0, \Delta_1, \dots, \Delta_k)$. We start from sv_1 and set $\Delta_0 = c_f(sv_1)$, $v_0 = s$, and $v_{k+1} = t$, then traverse through P , there are three cases in each step:

1. Push flow: If v_{i-1} and v_i are at **PROPOSE** state, set $\Delta_i = \min\{g_{v_i}(f_{in}(v_i) + \Delta_{i-1}) - f_{out}(v_i), c_f(v_i v_{i+1})\}$.
2. Redirect flow: If v_{i-1} and v_i are at different state, set $\Delta_i = \min\{\Delta_{i-1}, c_f(v_i v_{i+1})\}$.
3. Remove flow: If v_{i-1} and v_i are at **REJECT** state, set $\Delta_i = \min\{g_{v_i}^{-1}(f_{out}(v_i) - \Delta_{i-1}) - f_{in}(v_i), c_f(v_i v_{i+1})\}$.

Once t is reached, we fix the flow by traversing backwards along P :

1. If v_{i-1} and v_i are at **PROPOSE** state, set $\Delta_{i-1} = g_{v_i}^{-1}(f_{out}(v_i) + \Delta_i) - f_{in}(v_i)$.
2. If v_{i-1} and v_i are at different state, set $\Delta_{i-1} = \Delta_i$.
3. If v_{i-1} and v_i are at **REJECT** state, set $\Delta_{i-1} = g_{v_i}(f_{in}(v_i) - \Delta_i) - f_{out}(v_i)$.

In the first case, when $f_{out}(v_i) + \Delta_i < b_v$, $g_{v_i}^{-1}(f_{out}(v_i) + \Delta_i) = 0$ and $f_{in}(v_i) = 0$, Δ_{i-1} is going to be 0. Similarly, in the third case, when $f_{in}(v_i) - \Delta_i = 0$, it must be the case that $g_{v_i}(f_{in}(v_i) - \Delta_i) = f_{out}(v_i)$, so Δ_{i-1} is going to be 0.

Note that each vertex cannot be in the **DONE** state (see Lemma 3). The usage of g_v in the push flow case is well-defined since in the forward stage of traversal along P , Δ_0 is positive and at each step, Δ_{i-1} was previously set to a positive value and by induction Δ_i will also be positive. There exists a bottleneck edge $v_j v_{j+1}$ that is saturated. The backward traversal keeps the same edge values as in the forward traversal stage from t to v_j and fixes the edge values from v_j to s .

If we find a σ -cycle $P = (s, v_1, \dots, v_j, \dots, v_k)$, then let $v_0 = s$, $v_k = v_j$ for some $0 \leq j < k$, and set $\Delta = (\Delta_0, \dots, \Delta_{k-1})$. There are two cases:

1. The saturated edge $e = v_{i-1} v_i$ and $i > j$, i.e. e belongs to a cycle.
2. The saturated edge $e = v_{i-1} v_i$ and $i \leq j$, i.e. e belongs to a path from s to v_j .

In order to figure out which is the case, first assume that it is the first case. Regardless of the path from s to v_j , compute only the cycle part of Δ . Next check whether it is possible to augment along the path from s to v_j such that it matches the cycle part of Δ we computed. If not, then it may be the second case.

To calculate the cycle part of Δ , one can start from v_j and do exactly the same as in the P is an s - t -path case until v_k is reached. By traversing the cycle part of P forth and back, the cycle part of Δ is computed. However, this may not be a valid augmentation since $a_{v,1} \Delta_{k-1}$ may not be the same as Δ_j . If one of the following conditions is met then we are done:

1. If $j = 0$ then we are done since s has no incoming flow and is not an LM-agent.
2. If $\Delta_j = a_{v,1}\Delta_{k-1}$, we don't have to fix anything from s to v_j .

If $f_{out}(v_j) + \Delta_j \leq b_v$, then $\Delta_{k-1} = 0$ and $\Delta_{j-1} = 0$. This cannot happen since after augmenting a positive value on $v_{j-1}v_j$, the augmented value from v_j to v_k must be positive. Therefore, $f_{out}(v_j) + \Delta_j - \Delta_{k-1} > b_v$ so the outgoing flow of v_j so far at least meets the threshold and $f(v_{j-1}v_j) > 0$, we have to fix the s to v_j part of Δ . To do this, first apply a similar method as in the s - t path case and traverse forward from s to v_j to get Δ_{j-1} . Let the required change of v_j 's outflow be $\Lambda = g_{v_j}^{-1}(f_{out}(v_j) + \Delta_j - a_{v,1}\Delta_{k-1}) - f_{in}(v_j)$. By comparing Δ_{j-1} and Λ , there are two cases:

1. If $\Delta_{j-1} \geq \Lambda$, then set $\Delta_{j-1} = \Lambda$, traverse backwards from v_j to s and apply the similar method as in the s - t path case to fix the v_j to s part of Δ . Note that Δ_{j-1} will be negative if $\Delta_j - a_{v,1}\Delta_{k-1} < 0$.
2. If $\Delta_{j-1} < \Lambda$, we have to use the property of LM. If $\Delta_j = 0$, then by the property of g_{v_j} , $\Delta_{j-1} = 0$ and $\Delta_{k-1} = 0$. This cannot happen because we are not augmenting anything along the σ -cycle.

The remaining case is both Δ_{j-1} and Δ_j are positive. v_j applies a series of linear functions (in \mathbb{R}_+) to reach v_k . For a vertex v_m where $j+1 \leq m < k$, it either applies g_{v_m} for the push flow case, identity function for the redirect flow case, or $g_{v_m}^{-1}$ for the remove flow case. As a consequence, $\Delta_j = \alpha\Delta_{k-1}$ for some $\alpha > 0$. If $\alpha = a_{v,1}$, we are in the former case $\Delta_j = a_{v,1}\Delta_{k-1}$. If $\alpha < a_{v,1}$, then $\Delta_j - a_{v,1}\Delta_{k-1} < 0$ which was also covered earlier. As a result, $\alpha > a_{v,1}$. $\Lambda = (\frac{1}{a_{v,1}} - \frac{1}{\alpha})\Delta_j$ since $g_{v_j}^{-1}$ is linear and $f_{in}(v_j) = g_{v_j}^{-1}(f_{out}(v_j))$. Δ_{j-1} cannot reach the required change, so we have to set $\Delta_j = \frac{\alpha a_{v,1}}{\alpha - a_{v,1}}\Delta_{j-1}$ and traverse the cycle part of P and fix the Δ as the forward traversal in the s - t path case. Next, traverse backwards from v_{j-1} to s and fix Δ by the same method in the s - t path case. The following is an example:

Example 1. Suppose each node is using identity function except for d the outflow is half of the inflow. The left graph is before augmentation and the right is after augmentation.



The σ -cycle is (s, v_1, v_2, v_3, v_1) . Before augmenting, $v_3.state = \text{REJECT}$, $v_3.edge = v_1v_3$, $v_2.state = \text{PROPOSE}$, and $v_2.edge = v_2v_3$ so v_3 is the redirecting vertex and $v_3v_1 \in E_H$. $v_1v_3 \succ_{v_2} v_1v_2$ so v_1 proposed to v_3 earlier. For the cycle part, we would like to augment $(4, 2, 2)$ along (v_1, v_2, v_3, v_1) . However, this cannot be done because the net outgoing flow of v_1 is 2 and s can only push 1 flow value to v_1 . We know that $\alpha = 2$ and $a_{v,1} = 1$, so the augmenting value for v_1v_2 must be twice of sv_1 . We augment $(1, 2, 1, 1)$ along (s, v_1, v_2, v_3, v_1) and obtain the right graph.

Analysis We start from proving the correctness of Algorithm 1. To ensure that Algorithm 1 can be executed properly in each iteration, we start with the following lemma:

Lemma 3. *At the beginning of any iteration in Algorithm 1 line 2, H always contains an s - t -path or a σ -cycle.*

Proof. Consider any $v \in V$, v has an outgoing edge if v is at **PROPOSE** or **REJECT** state. When $v.state = \text{DONE}$, v rejected its last incoming edge. Therefore, it must be the removing flow case (see details of path augmentation) otherwise v will still be in **REJECT** state. To remove the last flow, v was rejected by some vertex w then v rejected some vertex u with $f(uv) > 0$ such that $f_{in}(v)$ drops to 0. Once f is updated after a path augmentation that involved the removal of $f(uv)$, there are no incoming edges of v in E_H . Hence v does not have incoming and outgoing edges if and only if $v.state = \text{DONE}$.

Before finding an augmenting path, $s.state = \text{PROPOSE}$ so s has an outgoing edge in H . s always reaches vertices that is in either the **PROPOSE** or **REJECT** state and each such vertex has an outgoing edge. One can always traverse from s until a vertex is visited twice which forms a σ -cycle or until t is reached. \square

Theorem 3. *Algorithm 1 computes an LM-stable-flow in polynomial time.*

Proof. Suppose there is a blocking path $P = (v_1, \dots, v_k)$ in G . Edges in this blocking path must be unsaturated. From the second condition in Definition 3, either $v_1 = s$ or there is an edge $v_1 u$ such that $v_1 v_2 \succ_{v_1} v_1 u$ and $f(v_1 u) > 0$.

If $v_1 \neq s$, $v_1 v_2$ is unsaturated and $f(v_1 u) > 0$ either because $v_2.\text{state} = \text{REJECT}$ and $v_2.\text{edge} = v_1 v_2$ or $v_1.\text{edge}$ was updated once $v_2.\text{state}$ changed to **REJECT**. In the former case, $v_1 v_2$ was once saturated but $f(v_1 v_2)$ decreased later on. In the later case, v_1 did not get the chance to make $v_1 v_2$ saturated and $v_2.\text{edge} = v_1 v_2$. If $v_1 = s$, the termination of Algorithm 1 implies that $v_2.\text{state} = \text{REJECT}$. In either case, $v_2.\text{state} = \text{REJECT}$ and $v_2.\text{edge} = v_1 v_2$.

From $v_2.\text{state} = \text{REJECT}$ and $v_2 v_3$ is unsaturated, v_2 proposed to all available vertices and either v_2 has proposed to v_3 earlier and $f(v_2 v_3)$ decreased later on or $v_2.\text{edge}$ was updated once $v_3.\text{state}$ changed to **REJECT** and v_2 did not get the chance to make $v_2 v_3$ saturated. In either case $v_3.\text{state} = \text{REJECT}$ and $v_2.\text{edge} = v_2 v_3$.

By continuing analogous arguments, $v_k.\text{state} = \text{REJECT}$ and $v_k.\text{edge} = v_{k-1} v_k$. From the third condition of Definition 3, either $v_k = t$ or there is an edge $w v_k$ such that $v_{k-1} v_k \succ_{v_k} w v_k$ and $f(w v_k) > 0$. For the former case, t never rejects vertices or forces vertices to update so this cannot happen. For the later case, v_k rejected w earlier and $f(w v_k) = 0$ since $v_k.\text{edge} = v_{k-1} v_k$ and $v_{k-1} v_k \succ_{v_k} w v_k$, a contradiction.

For time complexity, in each iteration, the residual capacity of at least one edge drops to 0. There are at most $2|E|$ iterations since each edge can first be fully saturated then be fully removed. It takes $O(|V|)$ time to find an s - t path or a σ -cycle in each iteration and deciding the edge augmenting values of the path takes $O(|V|)$. Therefore the running time of Algorithm 1 is $O(|V||E|)$. \square

Theorem 4. *An MPLM-stable-flow of an acyclic MPLM-network can be computed in polynomial time where the polynomial involves the number of segments of each vertex.*

Proof. First apply the reduction from MPLM-stable-flow to LM-stable-flow in Theorem 2, then run Algorithm 1 on the LM-network. For each $v \in V$ in the old graph, $k_v + 2$ vertices and $2k_v$ extra edges are created in the new graph. Let $K = \sum_{v \in V} k_v$, a rough bound for time complexity will be $O((|V| + K)(|E| + K))$.

The new graph has a special structure. Although the number of iterations is still bounded by $|E| + K$, the length of path in each iteration is bounded by $3|V|$. The time complexity is therefore $O(|V||E| + K|V|)$. \square

4.2 A Reduction from LM-Scarf's to Acyclic LM-Network

Previously, we designed Algorithm 1 to find MPLM-stable-flow in an acyclic network. With cycles, we cannot apply Algorithm 1 in certain scenarios. Sometimes there is no proper augmenting path that starts from s as the following example:

Example 2. In this graph, the outflow is twice of inflow for v_1 and v_2 . For the preference, $v_2 v_1 \succ_{v_1} s v_1$ and $v_1 v_2 \succ_{v_1} v_1 t$. Algorithm 1 does not work properly for this graph. The first σ -cycle found is (s, v_1, v_2, v_1) . We would like to augment $(\Delta_0, \Delta_1, \Delta_2)$ along this σ -cycle as the left graph shows. The following must be satisfied: $\Delta_1 = 2(\Delta_0 + \Delta_2)$ and $\Delta_2 = 2\Delta_1$. This implies $\Delta_0 = -\frac{3}{2}\Delta_1$ and flows cannot be negative, so it is impossible to augment this σ -cycle such that one edge is saturated. Besides, it is possible that there is no outflow from s or there is no inflow to t in a stable flow. The right graph is a stable assignment.



From Theorem 2, we know that an MPLM-stable-flow always exists. We can first reduce MPLM-stable-flow to LM-stable-flow then reduce LM-stable-flow to Scarf's no matter whether there are cycles or not. If a Scarf's instance corresponds to an LM-stable-flow instance, it is an *LM-Scarf's* instance. It turns out that LM-Scarf's can be reduced to LM-stable-flow where the LM-network does not contain any cycles.

Theorem 5. Any LM-Scarf's instance can be reduced to a LM-network that is solvable by Algorithm 1.

Proof. We will use the same notation as in the proof of Theorem 1 except $k_v = 1$ for $v \in V$ since we are only given a network with LM-agents. Construct an LM-network as the following:

1. For each column x_v^1 , create vertex v_{in} .
2. For each column x_v^2 , create vertex v_{out} .
3. Create s and s_{out} , set $c(ss_{out}) = \infty$, and set $c(sv_{out}) = b_{v'}$.
4. Create t and t_{in} , set $c(t_{in}t) = \infty$, and set $c(v_{in}t) = b_{v^1}$.
5. For each $e = uv$, create a vertex m_e , set $c(u_{out}m_e) = b_e$ and $c(m_e v_{in}) = A_{v^1 x_e} b_e$.
6. For each v , create vertices m_v^1 and m_v^2 , set $c(v_{out}m_v^1) = c(v_{out}m_v^2) = c(m_v^1 v_{in}) = c(m_v^2 v_{in}) = b_{v'}$.
7. For each v , v_{out} prefers $v_{out}m_v^2$ the most and $v_{out}m_v^1$ the least, the preference of $v_{out}m_e$ for some $e = vu$ is the same as in row v' .
8. For each v , v_{in} prefers $m_v^1 v_{in}$ the most and $m_v^2 v_{in}$ the least, the preference of $m_e v_{in}$ for some $e = uv$ is the same as in row v^1 .
9. The preference of s_{out} and t_{in} is arbitrary.
10. The outflow of s_{out} , t_{in} , v_{in} 's, v_{out} 's, m_v^1 's and m_v^2 's are the same as each of their inflow, they apply identity functions.
11. The outflow of m_e where $e = vw$ and $w \neq t$ is $A_{w^1 x_e}$ times of its inflow. If $w = t$ then m_e applies identity function.

By setting the capacity of an edge in the network, the edge is automatically included in the edge set. Note that this network has three layers. Starting from s , the first layer has s_{out} and v_{out} 's, the second layer has m_v^1 's, m_v^2 's, and m_e 's, and the third layer has t_{in} and v_{in} 's that eventually merge to t .

Suppose we have an LM-stable-flow f of this network, we show that by setting $x_e^* = f(u_{out}m_e)$ for $e = uv$, $x_v^1 = f(m_v^1 v_{in})$, and $x_v^2 = f(v_{out}m_v^2)$, we have a solution for FM-Scarf's. Conversely, the solution of Scarf's also corresponds to a LM-stable-flow. The rest of the proof is done in Lemma 4. \square

Lemma 4. f is a LM-stable-flow of the above mentioned network if and only if x^* is a solution of LM-Scarf's.

Proof. Scarf's \rightarrow LM-stable-flow:

Suppose x^* is a solution of Scarf's, then x^* dominates every column of A . We set f as the following:

1. For $e = uv$, set $f(u_{out}m_e) = x_e^*$, $f(m_e v_{in}) = A_{v^1 x_e} x_e^*$.
2. For each v , set $f(v_{out}m_v^1) = f(m_v^1 v_{in}) = x_v^{*1}$ and $f(v_{out}m_v^2) = f(m_v^2 v_{in}) = x_v^{*2}$.
3. Set $f(sv_{out}) = \sum_{e=vu} A_{v' x_e} x_e^* + x_v^{*1} + x_v^{*2} = \sum_{e=vu} x_e^* + x_v^{*1} + x_v^{*2}$.
4. Set $f(v_{in}t) = \sum_{e=uv} A_{v^1 x_e} x_e^* + x_v^{*1} + x_v^{*2}$.
5. Set $f(ss_{out}) = \sum_{e=sv} A_{v' x_e} x_e^* = \sum_{e=sv} x_e^*$.
6. Set $f(t_{in}t) = \sum_{e=vt} x_e^*$.

We can see that for each vertex, the inflow and outflow satisfy the condition of an LM-flow. The remaining is to show that f is stable. Assume there is a blocking path P in this network. Observing the structure of this three-layer network, each vertex m_e , m_v^1 , or m_v^2 in the second layer only have one incoming and one outgoing edge. This indicates they cannot be the starting or ending vertex of the blocking path. Besides, P cannot start from s and end at a vertex in the first layer since each vertex in that layer has only one incoming edge. Similarly, P cannot start from a vertex in the third layer and end at t as each vertex in the third layer has only one outgoing edge. The remaining cases of a blocking path are:

1. P starts from s and ends at a vertex v_{in} in the third layer:
This means there exists a vertex u_{out} in the first layer such that row u' does not bind since su_{out} is not saturated. For $e = uv$, $m_e v_{in}$ and $u_{out}m_e$ are not saturated and v_{in} prefers $m_e v_{in}$ to some other nonzero incoming edges indicate column x_e is dominated by neither row e nor row v^1 . Column x_e is not dominated by x^* , a contradiction.

2. P starts from a vertex u_{out} in the first layer and ends at t :
This means there exists a vertex v_{in} in the third layer such that row v^1 does not bind since $v_{in}t$ is not saturated. For $e = uv$, $m_e v_{in}$ and $u_{out}m_e$ are not saturated and u_{out} prefers $u_{out}m_e$ to some other nonzero incoming edges indicate column x_e is dominated by neither row e nor row u' . Column x_e is not dominated by x^* , a contradiction.
3. P starts from a vertex u_{out} in the first layer and ends at a vertex v_{in} in the third layer:
This means for $e = uv$, $m_e v_{in}$ and $u_{out}m_e$ are not saturated so column x_e is not dominated by row e . u_{out} prefers $u_{out}m_e$ to some other nonzero incoming edges indicates column x_e is not dominated by row u' . v_{in} prefers $m_e v_{in}$ to some other nonzero incoming edges indicates column x_e is not dominated by row v^1 . Column x_e is not dominated by x^* , a contradiction.
4. P starts from s to t :
This means row v^1 and u' do not bind and for $e = uv$, $m_e v_{in}$ and $u_{out}m_e$ are not saturated which indicates x_e is not dominated by row e . Column x_e is not dominated by x^* , a contradiction.

LM-stable-flow \rightarrow Scarf's:

Suppose f is a LM-stable-flow of the network. For $e = uv$, if $m_e v_{in}$ and $u_{out}m_e$ are saturated, then $x_e^* = c(u_{out}m_e) = b_e$. Column x_e is dominated by row e . Otherwise, the following two cases cannot happen at the same time or there is a blocking path from u_{out} to v_{in} :

1. u_{out} prefers $u_{out}m_e$ to some other nonzero incoming edges.
2. v_{in} prefers $m_e v_{in}$ to some other nonzero incoming edges.

If the first case happens, v_{in} must prefer all nonzero incoming edges to $m_e v_{in}$ and $v_{in}t$ must be saturated or the path from u_{out} to t is blocking. This forces $f(m_v^1 v_{in}) = c(v_{in}t) - \sum_{e'=uv_{in}} f(e')$ which corresponds to row v^1 binds and dominates column x_e .

If the second case happens, u_{out} must prefer all nonzero outgoing edges to $u_{out}m_e$ and su_{out} must be saturated or the path from s to v_{in} is blocking. This forces $f(u_{out}m_v^2) = c(su_{out}) - \sum_{e'=u_{out}w} f(e')$ which corresponds to row u' binds and dominates column x_e .

The remaining is to show how f makes column x_v^1 and x_v^2 dominated. If sv_{out} is not saturated, then either $m_v^1 v_{in}$ and $v_{out}m_v^1$ are saturated or the flow of incoming edges of v_{in} except $m_v^1 v_{in}$ have to be zero. Otherwise, s to v_{in} forms a blocking path since v_{in} prefers $m_v^1 v_{in}$ the most. However, $m_v^1 v_{in}$ and $v_{out}m_v^1$ cannot be saturated since $b_{v^1} = c(v_{in}t) \leq c(v_{out}m_v^1) = c(m_v^1 v_{in}) = c(sv_{out}) = b_{v'}$ and now $f(v_{out}m_v^1) = f(m_v^1 v_{in}) \leq f(sv_{out}) < c(sv_{out})$ so $f(v_{out}m_v^1) < c(v_{out}m_v^1)$ and $f(m_v^1 v_{in}) < c(m_v^1 v_{in})$. This also forces $v_{in}t$ saturated otherwise path s to t is blocking. Consequently, $f(v_{out}m_v^1) = f(m_v^1 v_{in}) = c(v_{in}t)$ corresponds to row v^1 binds and dominates column x_v^1 and x_v^2 .

If sv_{out} is saturated, then either $m_v^2 v_{in}$ and $v_{out}m_v^2$ are saturated or $v_{in}t$ is saturated or v_{out} to t forms a blocking path since v_{out} prefers $v_{out}m_v^2$ the most. If $m_v^2 v_{in}$ and $v_{out}m_v^2$ are saturated, then $v_{in}t$ is also saturated since $f(v_{in}t) \geq f(m_v^1 v_{in}) = c(m_v^1 v_{in})$ and $f(v_{in}t) \leq b_{v^1} = c(v_{in}t) \leq c(m_v^1 v_{in}) = c(sv_{out}) = b_{v'}$ implies $f(v_{in}t) = c(v_{in}t)$. In either case, $v_{in}t$ must be saturated. This corresponds to row v^1 binds and dominates x_v^2 and row v' binds and dominates x_v^1 . \square

4.3 Cyclic Networks

The standard stable flow problem can be reduced to the stable allocation problem [9] according to [10]. Conversely, the stable allocation problem can also be reduced to the stable flow problem. For cyclic networks, one can always reduce stable flow to stable allocation, then reduce the obtained stable allocation instance to stable flow. It turns out that the new network is acyclic. The number of vertices is still $O(|V|)$ and the number of edges is still $O(|E|)$. Applying the path augmentation algorithm in [8] to the new flow still takes $O(|V||E|)$ time.

Inspired by this observation, we transform a cyclic LM-network to a new acyclic LM-network then apply Algorithm 1. MPLM-stable-flow can be reduced to LM-stable-flow by Theorem 2 so one can always transform a cyclic MPLM-network to an acyclic LM-network.

First we simplify the transformation from cyclic LM-networks to acyclic LM-networks.

Theorem 6. For an LM-network (G, s, t, c) , $G = (V, E)$, \succ_v , and $g_v \in LM$ for any $v \in V$ with cycles, there is an equivalent LM-network (G', s', t', c') , $G' = (V', E')$, $\succ_{v'}$, and $g_{v'} \in LM$ for any $v' \in V'$ without cycles.

Proof. This is a direct result by combining Theorem 1 and Theorem 5. To wrap everything up, for each $v \in V$, let $q(v) = \max(\sum_{uv \in E} c(uv), \sum_{vu \in E} c(vu), b_v) + 1$, we construct the new LM-network as the following:

1. Create $s'_{out} \in V'$ and $t'_{in} \in V'$.
2. For each $v \in V$, create v_{in} , v_{out} , m_v^1 , and m_v^2 in V' .
3. For each $v_{out} \in V'$, set $c(s'_{out}v_{out}) = q(v)$ (by setting capacity of e' , e' is automatically added to E').
4. For each $v_{in} \in V'$, set $c(v_{in}t') = q(v) - b_v$.
5. Set $c(s'_{out}t') = c(t'_{in}t') = \infty$.
6. For each $e = uv \in E$, set $c(u_{out}m_e) = c(uv)$ and $c(m_e v_{in}) = a_{v,1}c(uv)$.
7. Set $c(v_{out}m_v^1) = c(v_{out}m_v^2) = c(m_v^1 v_{in}) = c(m_v^2 v_{in}) = q(v)$.
8. For each $v_{out} \in V'$, v_{out} prefers $v_{out}m_v^2$ the most and $v_{out}m_v^1$ the least, the preference of $v_{out}m_e$ for some $e = vu$ is the same as in row v' .
9. For each $v_{in} \in V'$, v_{in} prefers $m_v^1 v_{in}$ the most and $m_v^2 v_{in}$ the least, the preference of $m_e v_{in}$ for some $e = uv$ is the same as in row v' .
10. The preference of s_{out} and t_{in} is arbitrary.
11. Set $g'_{s_{out}}(x) = x$, $g'_{t_{in}}(x) = x$. For each $v \in V$, set $g'_{v_{in}}(x) = x$, $g'_{v_{out}}(x) = x$, $g'_{m_v^1}(x) = x$, and $g'_{m_v^2}(x) = x$.
12. For each $e = uv \in E'$, set $g'_{m_e}(x) = a_{v,i}x$ if $v \neq t'$. If $v = t'$, set $g_{m_e}(x) = x$.

Suppose f' is the LM-stable-flow of the new LM-network, to obtain the LM-stable-flow f for the old LM-network with cycles, for each $e = uv \in E$, set $f(uv) = f'(u_{out}m_e)$. \square

Theorem 7. An MPLM-stable-flow of a cyclic network can be computed in polynomial time where the polynomial involves the number of segments of each vertex.

Proof. We follow a series of reductions:

1. Reduce MPLM-network to LM-network by Theorem 2.
2. Reduce cyclic LM-network to the equivalent acyclic LM-network by Theorem 6.
3. Run Algorithm 1 on the new LM-network.

Suppose the starting MPLM-network has $|V|$ vertices and $|E|$ edges. In the first step, for each $v \in V$ in the MPLM-network, $k_v + 2$ vertices and $2k_v$ extra edges are created in the LM-network.

Let $K = \sum_{v \in V} k_v$, in the second step, the new acyclic LM-network $O(|E| + K)$ vertices and $O(|E| + K)$ edges.

In the last step, the rough bound for running time of Algorithm 1 is $O((|E| + K)^2)$. By utilizing the special structure of the network, the length of the augmenting path is $O(|V|)$ so the running time is $O(|V||E| + K|V|)$ which is asymptotically the same as the running time on acyclic MPLM-networks. \square

5 Conclusion

In this paper, we first state a variant of the stable flow problem where agents apply MPLM instead of identity functions as in traditional flow problems. For a CMPLM-network, a subclass of MPLM-network, the existence of stable flow can be proved by the reduction to Scarf's Lemma. For an MPLM-network, each agent can be transformed into an LM-subnetwork, and the entire network is equivalent to a large LM-network. The existence of CMPLM-stable-flow also implies the existence of LM-stable-flow, hence there always exists a stable flow for an MPLM-network.

An acyclic MPLM-network can be reduced to an acyclic LM-network and the stable flow of an acyclic LM-network can be found by a path augmenting algorithm Algorithm 1. This algorithm augments either an s - t -path or a σ -cycle in each iteration and runs in polynomial time. For MPLM-networks, the polynomial involves the number of segments. However, Algorithm 1 is not applicable for cyclic MPLM-networks or LM-networks. To circumvent this issue, we find an equivalent acyclic LM-network and solve the problem by Algorithm 1.

A monotone continuous mapping (MCM) can output any value below a threshold when inflow is zero and applies a monotone continuous function when inflow is positive. MPLM can approximate any MCM by setting a bunch of infinitesimal segments. Therefore, it is natural to assume that there always exists an MCM-stable-flow in an MCM-network. One can assume that for a vertex v and $g_v \in \text{MCM}$, if we are given x , $g_v(x)$ can be computed in constant time. However, similar approach as Algorithm 1 may not be applicable to an acyclic MCM-network. This is because it may not be possible to augment a σ -cycle such that there is one edge saturated in the auxiliary graph. For acyclic LM-networks, we can do so because of the linear relation between the change of inflow and outflow. An engrossing open problem is: How to design an algorithm to find an MCM-stable-flow in an MCM-network? Are there any other special set of functions or mappings \mathcal{F} that makes the augmentation along an σ -cycle computable in an \mathcal{F} -network?

The standard stable flow problem can be solved in $O(|E| \log |V|)$ time [8] if one utilizes a more sophisticated data structure, the dynamic trees [13]. This technique was also used in [14]. Can we modify dynamic trees and design faster algorithms for finding stable flow in LM-networks? Another open problem is the regular flow problem for graphs only depicts contracts with two agent involved. How about contracts with more agents involved? Contracts with multiple agents can be interpreted by introducing hypergraphs and there are studies of flow problems for directed hypergraphs [15]. How will this problem be reduced to Scarf's Lemma? Is there always a stable assignment for agents?

Based on the properties of the standard stable flow problem such as the lattice structure [10], perhaps another more accomplishable research direction for MPLM-networks and LM-networks is to examine the structure of stable solutions. An MPLM-network can be described as a special form of LM-network. It will be interesting to see how structures of MPLM-stable-flow differs from LM-stable-flow.

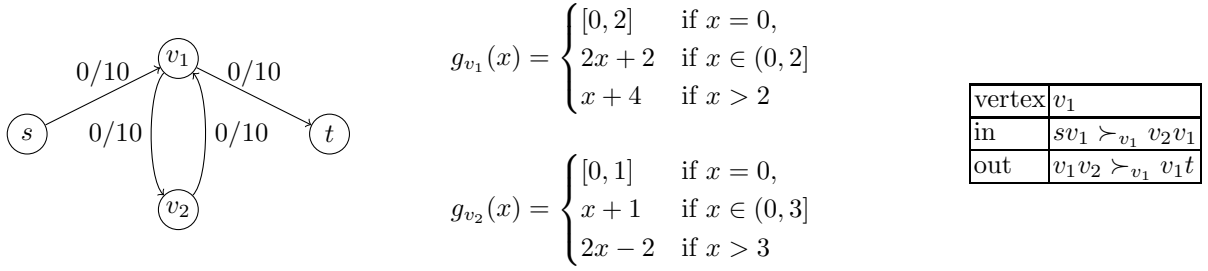
Acknowledgement. This research is partly supported by National Science Foundation Grants AST-1443965, CMMI 1728165.

References

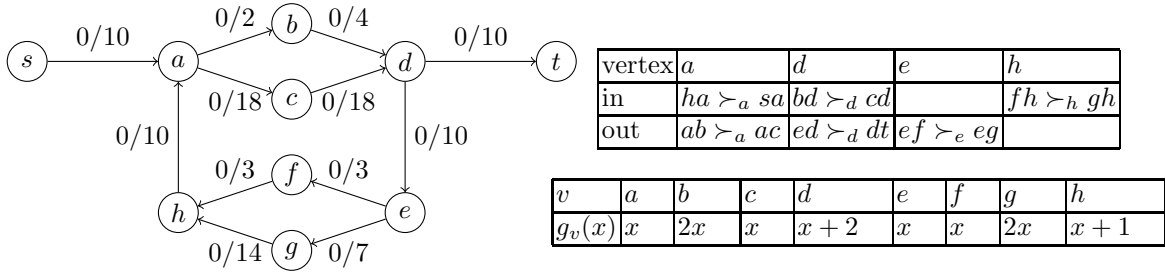
1. David Gale and Lloyd S Shapley. College admissions and the stability of marriage. *The American Mathematical Monthly*, 69(1):9–15, 1962.
2. Alvin E. Roth and Elliott Peranson. The redesign of the matching market for american physicians: Some engineering aspects of economic design. *American Economic Review*, 89(4):748–780, 1999.
3. Péter Biró and Flip Klijn. Matching With Couples: A Multidisciplinary Survey. *International Game Theory Review*, 15(02), 2013.
4. John William Hatfield, Scott Duke Kominers, Alexandru Nichifor, Michael Ostrovsky, and Alexander Westkamp. Chain stability in trading networks. Technical report, Working paper, 2015.
5. Tamás Fleiner, Zsuzsanna Jankó, Akihisa Tamura, and Alexander Teytelboym. Trading networks with bilateral contracts. 2016.
6. Michael Ostrovsky. Stability in supply chain networks. *The American Economic Review*, pages 897–923, 2008.
7. Ágnes Cseh, Jannik Matuschke, and Martin Skutella. Stable flows over time. *Algorithms*, 6(3):532–545, 2013.
8. Ágnes Cseh and Jannik Matuschke. New and simple algorithms for stable flow problems. *arXiv preprint arXiv:1309.3701*, 2013.
9. Mourad Baïou and Michel Balinski. The stable allocation (or ordinal transportation) problem. *Mathematics of Operations Research*, 27(3):485–503, 2002.
10. Tamás Fleiner. On stable matchings and flows. In *WG*, pages 51–62. Springer, 2010.
11. Herbert E Scarf. The core of an n person game. *Econometrica: Journal of the Econometric Society*, pages 50–69, 1967.
12. Herbert E Scarf. An elementary proof of a theorem on the core of an n person game.
13. Daniel D Sleator and Robert Endre Tarjan. A data structure for dynamic trees. *Journal of computer and system sciences*, 26(3):362–391, 1983.
14. Brian C Dean and Siddharth Munshi. Faster algorithms for stable allocation problems. *Algorithmica*, 58(1):59–81, 2010.
15. Giorgio Gallo, Giustino Longo, Stefano Pallottino, and Sang Nguyen. Directed hypergraphs and applications. *Discrete applied mathematics*, 42(2-3):177–201, 1993.

A An Example for Theorem 7

Let the following be an input instance of MPLM-stable-flow:



First reduce this MPLM-network to LM-network by Theorem 2. In this network, the subnetwork of LM-agents a, b, c , and d is equivalent to MPLM-agent v_1 , and the subnetwork of LM-agents e, f, g , and h is equivalent to MPLM-agent v_2 .



Next, reduce this LM-network to an equivalent LM-network without cycle by Theorem 6 and solve it by Algorithm 1. Note that $g_{m_{ab}}(x) = 2x$ and $g_{m_{eg}}(x) = 2x$, any m_e that applies identity function is not in the graph. Because of the space limit, $m_v^1, m_v^2, v_{out}m_v^1, v_{out}m_v^2, m_v^1v_{in}$, and $m_v^2v_{in}$ are not shown in the graph.

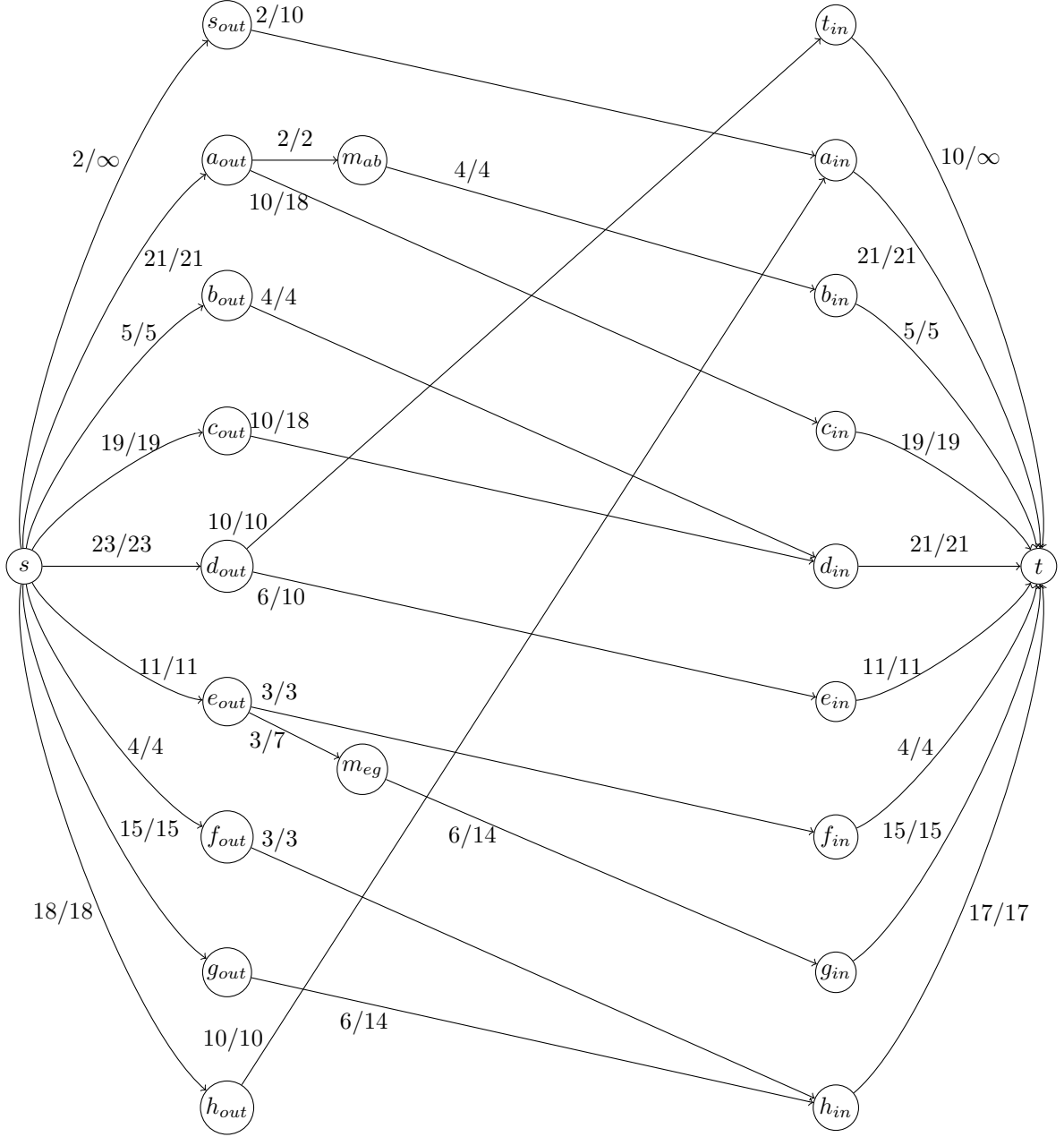
Preference list (from most preferred to least preferred):

vertex	a_{out}	b_{out}	c_{out}	d_{out}
to	$m_a^2, m_{ab}, c_{in}, m_a^1$	m_b^2, d_{in}, m_b^1	m_c^2, d_{in}, m_c^1	$m_d^2, e_{in}, t_{in}, m_d^1$

vertex	e_{out}	f_{out}	g_{out}	h_{out}
to	$m_e^2, f_{in}, m_{eg}, m_e^1$	m_f^2, h_{in}, m_f^1	m_g^2, h_{in}, m_g^1	m_h^2, a_{in}, m_h^1

vertex	a_{in}	b_{in}	c_{in}	d_{in}
from	$m_a^1, h_{out}, s_{out}, m_a^2$	m_b^1, m_{ab}, m_b^2	m_c^1, a_{out}, m_c^2	$m_d^1, b_{out}, c_{out}, m_d^2$

vertex	e_{in}	f_{in}	g_{in}	h_{in}
from	m_e^1, d_{out}, m_e^2	m_f^1, e_{out}, m_f^2	m_g^1, m_{eg}, m_g^2	$m_h^1, f_{out}, g_{out}, m_h^2$



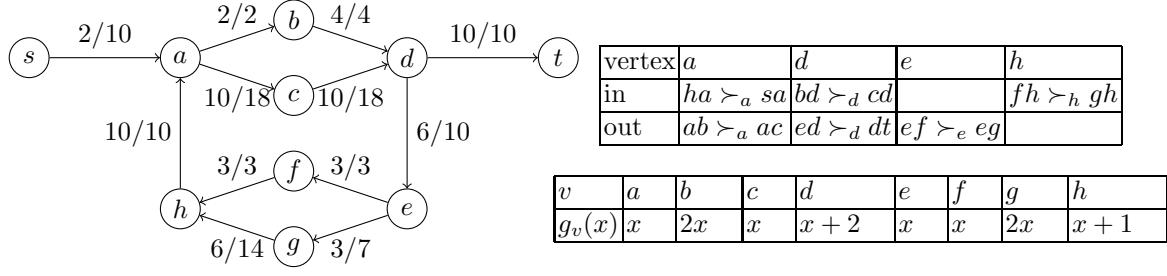
Rest of the flow:

vertex	a_{out}	b_{out}	c_{out}	d_{out}	e_{out}	f_{out}	g_{out}	h_{out}
to	m_a^1	m_b^1	m_c^1	m_d^1	m_e^1	m_f^2	m_g^1	m_h^1
value	9	1	9	7	5	1	9	8

vertex	a_{in}	b_{in}	c_{in}	d_{in}	e_{in}	f_{in}	g_{in}	h_{in}
from	m_a^1	m_b^1	m_c^1	m_d^1	m_e^1	m_f^2	m_g^1	m_h^1
value	9	1	9	7	5	1	9	8

Note that by only changing $c(f_{out}m_f^1) = c(m_f^1f_{in}) = 1$ and $c(f_{out}m_f^2) = c(m_f^2f_{in}) = 0$ also returns a stable solution but we list the one returned by Algorithm 1.

The corresponding instance of the old LM-network is:



The corresponding instance of the original MPLM-network is:

