

Optimal DNN Primitive Selection with Partitioned Boolean Quadratic Programming

Andrew Anderson

School of Computer Science and Statistics
Trinity College Dublin
Dublin, Ireland
andersan@cs.tcd.ie

David Gregg

School of Computer Science and Statistics
Trinity College Dublin
Dublin, Ireland
dgregg@cs.tcd.ie

Abstract

Deep Neural Networks (DNNs) require very large amounts of computation both for training and for inference when deployed in the field. Many different algorithms have been proposed to implement the most computationally expensive layers of DNNs. Further, each of these algorithms has a large number of variants, which offer different trade-offs of parallelism, data locality, memory footprint, and execution time. In addition, specific algorithms operate much more efficiently on specialized data layouts and formats.

We state the problem of optimal primitive selection in the presence of data format transformations, and show that it is NP-hard by demonstrating an embedding in the Partitioned Boolean Quadratic Assignment problem (PBQP).

We propose an analytic solution via a PBQP solver, and evaluate our approach experimentally by optimizing several popular DNNs using a library of more than 70 DNN primitives, on an embedded platform and a general purpose platform. We show experimentally that significant gains are possible versus the state of the art vendor libraries by using a principled analytic solution to the problem of layout selection in the presence of data format transformations.

1 Motivation

Deep neural networks are among the most successful techniques for processing image, video, sound and other data arising from real-world sensors. DNNs require very large amounts of computation which challenge the resource of all but the most powerful machines.

However, DNNs are most useful when deployed in real-world embedded devices, which navigate and interact with their surroundings. In these embedded environments, limits on battery capacity, memory and processing power are significant constraints.

DNNs consist of an directed graph of “layers” that receive raw input data, and output a transformation or classification of the data. Several different types of layers are used to

implement DNNs, such as activation layers, pooling layers, convolution layers, and fully-connected layers. In the best-known and best-performing DNNs, a great majority of the execution time is spent in the convolution layers.

There are many ways that each layer can be implemented. For example, a common approach to implementing convolution is to restructure the input data and call a matrix multiplication routine [7]. Other researchers have used carefully hand-tuned C or assembly routines or specialized domain-specific algorithms (such as Winograd or FFT convolution) with low asymptotic complexity.

Given the large space of approaches, it can be difficult to guess which primitive routine might be best used to instantiate any given layer from a DNN. With no further information, a simple solution is to simply pick a single primitive for all layers. However, as we show in this paper, there is no single best algorithm for every layer.

On the contrary, some algorithms perform well across a range of inputs, whereas others can be quite inefficient on average, but perform extremely well in particular cases. An additional complication is that data layouts and data formats can have a large impact on the performance of particular primitives. However, the outputs of one layer become the inputs of others. Thus data layout and format decisions cannot be made in isolation, because the selection of the output format of a producer layer determines the input formats of all consumer layers.

In this paper we address the problem of per-layer primitive selection for deep neural networks to optimize a global goal function for the whole network. Specifically, we make the following contributions:

- We demonstrate empirically that different DNN primitives can provide very different levels of performance for the same layer.
- We propose an analytical solution to the problem of whole-network layer implementation selection in the presence of multiple data formats by formulating the selection as a Partitioned Boolean Quadratic Programming (PBQP) problem.
- We demonstrate the effectiveness of our technique using a large library of more than 70 DNN primitives operating on a variety of data formats with an off-the-shelf PBQP solver.

PREPRINT, PREPRINT, PREPRINT

2022. This is the author’s version of the work. It is posted here for your personal use. Not for redistribution. The definitive Version of Record was published in *Proceedings of PREPRINT, PREPRINT*, <https://doi.org/10.1145/nnnnnnn.nnnnnnn>.

- We evaluate our solution on desktop and embedded CPUs on several popular deep neural networks. We find that complex layer selections using PBQP yield significant speedups.

The rest of this paper is organized as follows. Section 2 presents some background on the computational primitives used in deep learning. Section 3 present a formulation of the problem of primitive selection in the presence of data format transformations. Section 4 introduces the families of DNN convolution algorithms which populate the space of selections.

Section 5 presents our experimental results, and Section 6 contains a discussion of our approach, and alternatives. Section 7 presents some related work, and Section 8 concludes.

2 Background

A deep neural network (DNN) consists of a directed graph of *layers* that receive, process, and output data. Input data enters the graph through an input layer. Starting from the input layer(s), each layer of the graph is executed in topological order. Data flows between layers along directed edges, which determine the order of execution, similar to data dependences in a basic block.

The directed graph of layers may be cyclic or acyclic. One well-known class of acyclic *feedforward* DNNs are Convolutional Neural Networks (CNNs). CNNs normally accept a large matrix or tensor input, such as an RGB image. The input layer of the CNN processes the input tensor, and produces one or more output tensors on its output edge(s). These outputs trigger the execution of subsequent layers.

The output of the CNN is commonly a classification, that is, a weighted distribution of categories — such as dogs or helicopters — that the CNN predicts for the input. Once training is complete, a CNN is stateless; the output is purely a function of the most recent input and the trained, fixed internal weights.

The layers within a DNN consist of standard mathematical operators such as convolution, activation, pooling, and full-connected layers. These standard operators can be used to build a very large variety of deep learning models. A DNN can be implemented using a library of *primitive* routines, where each primitive implements one of each of the types of layer in the DNN. A single input to a layer is often a large four dimensional tensor. Therefore the amount of computation performed by each primitive is typically large.

2.1 Convolution Layers

The most computationally-intensive layer in many DNNs is the convolution layer. The convolution layer is based on the idea of convolving a 2D input of dimensions $H \times W$ with a convolution kernel of $k \times k$. However, as shown in Figure 1, in DNN convolution both the input and kernels have C separate *channels*. Rather than convolving with just a single

kernel, the C -channel input is convolved with M separate C -channel kernels. Thus, DNN convolution operates on a 3D input tensor, a 4D tensor of kernels, and produces a 3D tensor as output. The total number of operations in a simple (non-strided) DNN convolution is $O(H \times W \times C \times k^2 \times M)$.

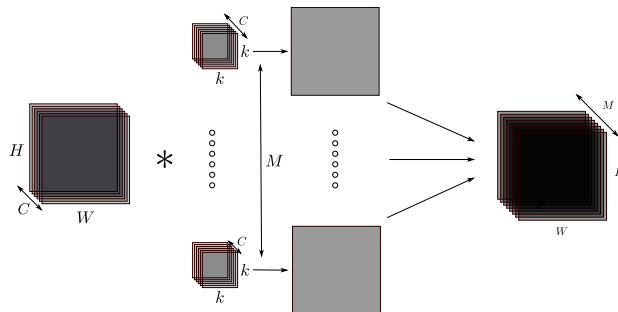


Figure 1. DNN convolution of a 3-dimensional input tensor composed of C input feature maps, each of size $H \times W$, with a 4-dimensional kernel composed of M multichannel filters, each with C channels and a $k \times k$ kernel, resulting in M output feature maps, each of size $H \times W$.

2.2 Data Layouts

Each primitive takes inputs in a given data layout, performs the operations of one or more layers, and produces output in a given format. Some DNN libraries produce all inputs and outputs in a canonical format, such as the *NCHW* data layout used by Caffe [7]. However, forcing each layer to use the same format removes the opportunity to customize layouts to particular operations (such as convolution with large K but small C) or for cross-layer optimizations that exploit specialized layouts.

A simple way to find the cost of implementing any layer with any primitive is to execute the primitive using sample inputs for the layer. The cost of execution of most DNN layers depends primarily on the dimensions of the input rather than on the actual input values. Since the execution time tends to remain stable regardless of the particular input values, it is possible to measure with some consistency the execution time of a given primitive implementing a given layer. However, given a set of execution times for each of the layers in a network with different primitives, it is not obvious which primitives to select to implement each layer to maximize overall performance.

In particular, when input data is converted to a special format, such as a frequency domain representation, it is often much more efficient to keep the data in that format for as long as possible, rather than to convert back and forth between data formats for each layer in the network.

3 Primitive Selection

In this section we consider the problem of selecting a primitive to implement each layer to yield the lowest cost *instantiation* of a given DNN. By lowest cost we mean that the sum of the execution times of each of the layers of the DNN is minimized. This problem may seem no more than selecting the fastest implementation of each layer, but in fact it is much more difficult.

The parameters of a convolutional layer on which the runtime chiefly depends are informally well understood — the work to be done grows with the size and number of input feature maps, and the size and number of filters, but decreases as the stride of the convolution increases. We can model a convolutional *scenario* formally as a 6-tuple $\{C, H, W, \delta, K, M\}$, respectively, the number of input feature maps, the height of an input feature map, the width of an input feature map, the stride of the convolution, the radix of the convolutional filters, and the number of output feature maps.

Input data is provided to a convolutional layer in a 3-dimensional tensor of size $C \times H \times W$. In the abstract, any *layout* (i.e. permutation of the order of these dimensions) of the tensor is valid. However, each primitive operator deals with inputs and outputs in a specific data format.

We model primitive operators with a 3-tuple $\{L_{in}, P, L_{out}\}$, respectively, the input layout, primitive identifier, and output layout, where the layouts are a permutation of $\{C, H, W\}$. A directed edge from a layer instantiated with primitive A to another layer instantiated with primitive B is *legal* iff $L_{out}(A) = L_{in}(B)$. Thus a primitive assignment also implies a specific layout assignment to the input and output edges of a DNN layer.

Two incompatible primitives cannot be connected, regardless of the optimality of such an arrangement. For example, a particular primitive operator that performs convolution might operate on tensors of 16-bit fixed point data. Another might operate on 32-bit floating point. If the output data of one primitive were provided as input to the other, garbage would result.

We combine different incompatible primitives using a *legalization* phase. The legalization phase inserts additional *data format conversion* layers to bisect illegal edges, and legalize an assignment. The legalizer can then select one or more data format conversion primitives to implement the conversion layers.

A problem with selecting data format conversion primitives is that the number of supported data formats may be large. There may not be a separate conversion primitive for every pair of data formats. Consider the case where the output format of the primitive for a producer layer is a 3D tensor of 16-bit FP numbers in *CHW* format, whereas the input to the primitive implementing the next layer is a 3D tensor of 32-bit FP numbers in *HWC* format. There may be a data conversion primitive that converts a 3D tensor from 16-bit

FP to 32-bit FP, and another that converts a 3D tensor from *CHW* to *HWC*. For the primitive selection to be valid, the legalization pass must insert a sequence of data conversion primitives to get from 16-bit *CHW* to 32-bit *HWC*.

An additional complication that arises from inserting data format conversions is that the conversions themselves take time to execute. The legalization pass may allow two incompatible primitives to work together, but the cost of the data format conversions may be so high that the selection is no longer optimal. Once the cost of data format conversions is included, the optimal selection might instead be another selection with fewer or cheaper data layout conversions. If the cost of the data layouts is considered only *after* selection, the solution may be sub-optimal.

Clearly, the problem is more complex than simply picking the fastest legal primitive for each DNN layer. In fact, as we show in the next section, it is NP-hard to find the least-cost assignment of primitives to layers in the presence of data format conversions.

3.1 Computing Costs

We provide a two-stage solution to the primitive selection problem. In the first stage we compute the cost of converting between each of the supported data formats and layouts. Note that the set of data transformation routines between the various pairs of data formats is not normally complete. Instead we have a limited set of direct data transformation routines between various pairs of data formats.

Where there is no direct routine to transform from data format A to data format B , it may be possible to build a chain of transformations between the formats. For example, if there exist transformations $A \rightarrow D$, $D \rightarrow X$ and $X \rightarrow B$, then it is possible to convert from format A to B via that chain $A \rightarrow D \rightarrow X \rightarrow B$.

Considering the set of data formats supported by a DNN library as nodes in a graph, we can construct a *data-format transformation (DT) graph*. The direct data format conversion routines can be considered directed edges of the DT graph. If there is a directed path between any pair of nodes in the graph, then a chain of data format transformations can be constructed to convert from one format to the other. The full set of possible direct and indirect data transformations is then given by the transitive closure of the DT graph.

However, the transitive closure tells us only which pairs of data formats *can* be linked by a chain of data format transformations. We also need to know the cost of every DT graph path. Thus, we must measure the execution time of the data format transformation routines on tensors of the size that appear at their inputs in the DNN, or else we must provide a heuristic estimate of the cost of a path.

In the current paper we measure the execution time of the transformation ahead of time, but simple heuristics might be almost as effective. This gives us the cost of each data format transformation on a tensor of appropriate size.

To find the least-cost chain of data transformations between a pair of data formats we need to find the shortest path between the corresponding pair of DT graph nodes. Rather than computing the shortest path between each pair of nodes each time we need it, we instead compute the all-pairs shortest path for the DT graph ahead of time. Where no path exists between a pair of nodes, the cost of the data format transformation is infinite. This gives us the (transitive) data format transformation costs for the transfer of data between *layers* of the original DNN graph.

In addition to data transformation costs, we also compute the cost of implementing each of the primitive functions that implement *layers* of the DNN graph. Each layer might be implemented by one of many different primitives. For example, in our DNN library, we provide implementations of six major *families* types of convolution algorithm. Each algorithm has many variants with distinct performance characteristics, resulting in over 70 different primitive routines that implement DNN convolution.

To estimate the cost of a specific assignment of a primitive to a DNN layer, we profile the execution time of the primitive operating on tensors of the size used in the layer. Note that the dimensions of all inputs to DNN layers are known statically, and the control flow in most layers is sensitive only to the size of inputs, not the specific values of the input data. Therefore, statically-measured execution times on random input of the appropriate size give a very good estimate of the actual execution time.

3.2 The Optimization Problem

Given a DNN graph G , we compute the instance cost (execution time) for all convolutional scenarios $S \in G$ under every available primitive $P_0 \dots P_n$ to form the product space $S \times P$. Since each edge cost is determined by the *pair of assignments of primitives to nodes in each of the nodes linked by the edge*, we must then compute all paths D in the DT graph implied by each assignment in this space, and compute the instance cost (execution time) for these also. The task before us is then to find the point in the product space $S \times P \times D$ of instantiations of G which minimizes the total cost.

Constructed in this way, we can map the problem of layer selection in the presence of data format conversions to a well-known existing optimization problem – PBQP.

3.3 Partitioned Boolean Quadratic Programming

The partitioned Boolean quadratic programming (PBQP) problem is an assignment problem that can be visualized as a graph. For each node there are several possible assignments, each with a known cost. In addition, there is a second set of costs associated with edges in the graph. The cost of edges is a table indexed by the pair of assignments of the two nodes linked by the edge. PBQP has been used to model

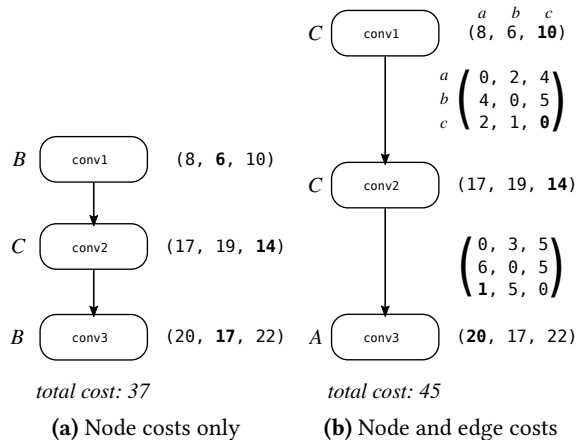


Figure 2. Example of simple linear PBQP graph problem

a number of problems in compiler optimization such as register allocation for architectures with irregular instruction sets [13], and instruction selection on DAGs [6].

Given a set of layers and a set of primitives, we attempt to assign the layers to primitives to minimize the total cost. The cost of assigning a layer to a primitive is the execution time of the layer implemented with that primitive. Figure 2a shows a simple graph representation of a PBQP instance. Each layer can be implemented by any one of three different primitives: A , B or C . Each of the three primitives uses a different algorithm, and therefore has a different cost to implement the layer.

Given the cost of implementing the nodes with each of the three primitives in Figure 2a, the optimal primitive selection for each node is clear. The lowest cost selection for each of the three layers is B , C and B respectively.

In addition to the cost table for each individual layer, the PBQP formulation allows a second cost to be specified for edges. In our simple example, an additional cost matrix can be associated with each edge in the graph. The cost matrix for an edge represents the costs associated with all pairs of selections for the two nodes connected by the edge.

Figure 2b shows a cost table for the edge that transitions from conv1 and conv2. For example, if primitive A is selected for conv1 and A is also selected for conv2, then the edge cost of transitioning between conv1 and conv2 is zero. This zero cost is the result of using the same data format for both conv1 and conv2. In contrast, in this example we assume that primitives A , B and C operate on different data formats, and there is therefore a data format transformation cost which arises when we transition between different primitives in connected layers.

In Figure 2b primitive B has the lowest cost for layer conv1. However, when we consider data transformation costs, primitive B is no longer the optimal selection for layer conv1. For layer conv2, primitive C is so much faster than the other two choices. However, the cost of transitioning from B at

layer conv1 and C at layer conv2 is so high that B is not the optimal selection for layer conv1. The edge cost is large because the two primitives use different data layouts, and therefore a data format conversion must be inserted between the two primitives. The additional cost that arises from pairs of assignment choices on the graph edges makes PBQP different from other similar problems, such as the *quadratic assignment problem* [9].

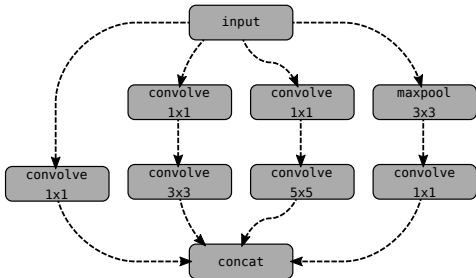


Figure 3. Inception Module

In the simple example in Figure 2 it is feasible to solve the selection problem relatively simply even in the presence of edge costs. This is partly because the example is small, and partly because the graph in the example is purely linear. However, data format transformation costs on graph edges are much more problematic in DAG-shaped DNNs. Figure 3 shows an example of a DAG sub-graph from the GoogleNet DNN [15].

Where a layer has multiple direct successors and/or predecessors, the same data format may not be optimal for all. Choosing one format over another may limit the choice of primitives that can be used in successor/predecessor layers, or may require the insertion of expensive data format transformations. PBQP allows us to model these complicated DAG costs within an abstract optimization problem, and to find solutions with an off-the-shelf PBQP solver.

4 DNN Convolution Algorithms

A wide variety of convolution algorithms have been proposed over many years, each with their own strengths and weaknesses [4]. Researchers in signal processing often distinguish between *direct* and *indirect* convolution methods.

Direct methods compute the convolution as a simple sum of products, as is found in a standard textbook definition of convolution. On the other hand so-called *fast convolution algorithms* reduce the computational complexity by transforming the input to another form before performing the convolution. In this section we describe several different classes of convolution algorithms that are commonly used to implement DNNs.

- The *direct-loop* family of convolution algorithms perform multi-channel multi-kernel convolution using a simple six-deep loop nest. There are many variants of this loop nest

Table 1. Strengths and weaknesses of convolution algorithms commonly used in DNN implementations

Algorithm	Time	Memory	Strided	Bad cases
direct loop	-	++	++	Non-strided
im2	+	--	++	
kn2	+	+	--	Few channels
Winograd	++	-	-	Unpredictable
FFT		-	+	Small kernel

with different reorderings, tilings, and schedules to improve execution time, vectorization, and spatial and temporal locality of data access.

- The *im2* family of convolution algorithms are variants of the well-known *im2col* approach [7]. These convolutions first construct a Toeplitz matrix from the input image, and convolve this with the kernel using a single call to the BLAS GEMM routine.

- The *kn2* family of low-memory GEMM-based convolution algorithms are presented by Vasudevan et al. [3, 17]. This family of approaches does not construct a Toeplitz matrix, and instead computes convolution as the sum of several separate calls to the GEMM library. We use variants of the *kn2* family that compute the sum of GEMMs as an accumulation and achieve good execution times with low additional memory.

- The *Winograd* family of methods use the Winograd algorithm for convolution with a theoretically optimal number of multiplications [4]. Unlike the *direct-loop*, *im2* and *kn2* approaches, all of which perform the same number of floating point operations, *winograd* is a “fast” algorithm that greatly reduces the number of operations. We implemented the Winograd algorithm for scenarios with $K = 3$ and $K = 5$.

- The *fft* family of methods perform FFT convolution via the convolution theorem, by first computing the Fourier transform of the input image and the kernel, applying a pointwise multiplication, and then computing the inverse Fourier transform of the resulting matrix to produce the output. Our *fft* implementations compute 2D convolution as a sum of 1D FFT convolutions, which requires less space than 2D FFT convolution at the cost of more operations.

Table 1 gives a brief overview of some of the strengths and weaknesses of these major approaches. In principle it should be possible to optimize the simple loop nest to achieve high performance, but in practice such loop nests are more often very slow. The Winograd algorithm *can* be very fast for $K = 3$ and $K = 5$ convolutions, but equally there are cases where the *im2* and *kn2* approaches are faster. We have found it very difficult to predict the cases where Winograd will be faster without measuring the performance of the layers. The *kn2* approach is fast and requires little memory, but it cannot be used to efficiently implement strided convolutions. On the other hand, our FFT algorithm is only sometimes faster

than other approaches, but in those rare cases it can give significant speedups.

4.1 Real-World Solutions

To demonstrate our formulation in practice, Figure 4 shows two primitive selections that our formulation makes in practice. Figure 4 shows the convolution layers of AlexNet [10]. The figure also shows the selection of primitives that our approach makes on ARM Cortex A-57 and Intel Core i5-4570 processors.

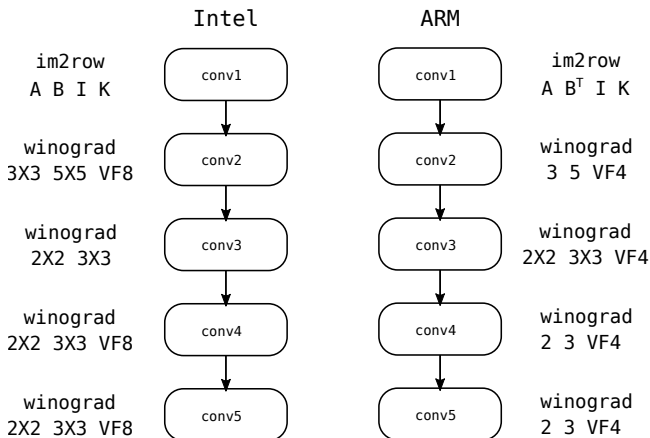


Figure 4. Optimal PBQP selections for AlexNet on an ARM Cortex A-57 and an Intel Core i5-4570 processor.

The primitive selections on both processors are interesting in both their similarities and differences. Recall that we select from a library of around 70 primitive functions which implement DNN convolution, and therefore the range of possible selections is large.

The conv1 layer of AlexNet consists of a $K = 11, \delta = 4$ convolution. The layers selected for both ARM and Intel processors are *im2* layers, with a row-oriented layout. The only difference between the two is that the layer selected for ARM passes the kernel matrix to the GEMM matrix multiplication call as a transposed matrix. There is no good way to select between these very similar primitives except by profiling the code to see which is faster on a particular target architecture.

The remaining layer selections are all instances of the Winograd convolution algorithm for both target architectures. However, there is a striking difference in the selections for the ARM and Intel processors. The selection for the Intel processor consists entirely of primitives that implement two-dimensional Winograd convolution. This approach requires significant memory, but minimizes the number of executed operations.

In contrast, a majority of the Winograd selections for the ARM processor are one-dimensional Winograd convolutions. One dimensional Winograd convolutions require more floating point operations than their 2D counterparts, because the

2D operation must be constructed from the sum of a number of 1D Winograd convolutions. However, the 1D algorithm requires less memory. Given that the ARM processor has much smaller caches than the Intel processor, it seems that the lower memory requirements of 1D Winograd makes it faster on the ARM processor. As a result, of the four Winograd primitives that are selected to implement convolution layers on the ARM processor, three are 1D Winograd convolution algorithms.

Note also that the optimizer selects the 8-way vectorized implementations of Winograd on the Intel processor, which has Intel’s 8-way FP32 AVX2 vector extensions, while on the ARM processor, which has ARM’s 4-way FP32 NEON vector extensions, it also selects the appropriate architectural variant.

A strength of our approach is that we can easily capture these fine architectural differences with layerwise profiling, while keeping the optimizer free from platform-specific special cases. Layerwise profiling need only be run once per hardware platform per DNN model. The resulting cost tables are tiny compared to the weight data required for most DNN models, making it feasible to produce these cost tables before deployment, and ship them with the trained model to maximise inference performance in situ.

5 Experimental Evaluation

To validate our primitive selection approach, we performed whole-network benchmarking with several popular CNN architectures on multiple hardware platforms. We also ran these CNN architectures using some state-of-the-art software frameworks, to demonstrate the benefit of our global approach to optimization of DNN inference. This section presents the results of our evaluation, with discussion.

5.1 Experimental Setup

We evaluated our approach on an Intel Haswell CPU, specifically the Intel Core i5-4570, and on an ARM Cortex A-57 CPU. The Cortex A-57 is used in NVIDIA’s Tegra X1 platform for embedded and automotive development.

On the ARM platform, we used the popular BVLC Caffe framework [8], which is accelerated by the high-performance OpenBLAS library under the hood. On the Intel platform, there is a vendor library available with an optimizing code generator which targets DNN inference – MKL-DNN [2]. The BVLC Caffe framework also runs on this platform.

We used Caffe version 1.0 on all platforms, and on the Intel platform, we used MKL-DNN version 0.10. We used OpenBLAS release 0.2.19 on all platforms. Both Caffe and our own primitive library use OpenBLAS internally to perform the matrix multiplications at the heart of DNN convolution, so using the same underlying OpenBLAS library ensures we are competing on an equal footing.

We kept all external software dependencies in sync between each platform. The C++ compiler we used was GCC stable release 7.2. All benchmark executables were compiled using `-march=native -std=c++14 -O3`. The NVIDIA Tegra X1 board we used for the Cortex-A57 benchmarking was running NVIDIA JetPack 3.1.

5.2 Methodology

For performance evaluation of our approach, we used three popular network architectures: AlexNet [10], VGG Model E [14], and GoogleNet [15].

Each of these network architectures has a public model corresponding to the publication made available by the authors, or via the BVLC Caffe Model Zoo, a public repository of trained DNN architectures. We used these public versions of the network architectures for our experimentation.

Starting from the published network models, we extracted all convolutional scenarios in the graph, performed the profiling to gather cost data, and constructed the PBQP query for the minimum cost instantiation. We mapped the solution to code with a simple code generator which emitted calls to primitive operations in our library.

Note that we modelled **convolutional layers only** in the DNN graph for optimization. All other layers were represented in our formulation as dummy nodes, accepting any input and output layouts, and having zero cost. Since convolution accounts for a very large proportion of the execution time of a DNN, we hoped that this simplifying assumption would reduce the size of our optimization queries, while not damaging the quality of the solution.

We used the same code generator with the example code which ships with Intel’s MKL-DNN library to obtain executable instances of the models using MKL-DNN¹. For Caffe, we executed published network models directly using `caffe time`. Every whole-network benchmark was run for five iterations, and the mean execution time for one forward pass was used to calculate speedups.

We performed separate single-threaded and multi-threaded cost modelling, and solved and built independently two versions of every benchmark program. The multi-threaded benchmarks were run using all cores available on the machine. Both of the test systems had four CPU cores. On our graphs, all bars represent a speedup over a common baseline. For this baseline, all convolutions in the network are performed using the textbook sum-of-single-channels algorithm, with single-threaded execution.

¹Intel’s state-of-the-art MKL-DNN framework [2] contains an optimizing JIT compiler for DNN convolution. The framework natively targets Intel vector extensions, and underpins projects such as Intel Caffe [1].

5.3 Interpretation of Results

Our presentation of results from whole-network benchmarking labels results with the name of the family of convolution algorithms which was used to produce the result. For each family of algorithms, we construct the test network by picking the fastest variant of that family to replace the sum-of-single-channels algorithm for each individual convolution in the network, if the replacement is, in fact, faster than sum-of-single-channels for that convolutional scenario in benchmarking.

5.4 Experimental Results on Intel Haswell

Figures 5 and 6 present the results of our whole-network evaluation on the Intel Haswell platform. The solution found by the PBQP formulation for single threaded execution of a DNN model is competitive with the optimized vendor library, even outperforming it in some cases, such as on the VGG-B, VGG-C, and VGG-E DNN models. However, it is in multithreaded execution where the PBQP approach really shines. The PBQP solver finds excellent solutions for all DNN models, outperforming the vendor library by as much as a factor of 2.7x in the case of the VGG-E model (Figure 6).

5.5 Experimental Results on ARM Cortex-A57

Figure 7 presents the results of our whole-network evaluation on the ARM Cortex-A57 platform. Note that the VGG-B, VGG-C, and VGG-E DNN models are too large to fit on this platform. However we were able to reliably execute the AlexNet and GoogleNet DNN models.

Although less pronounced than on Intel Haswell, we still see a speedup from our approach versus Caffe on the Cortex-A57.

5.6 Experimental Trends

Our results support the position that there is no one convolution algorithm which excels in every scenario. For example, Winograd convolution is supremely effective in VGG family DNN models, because they are entirely composed of $K = 3$ convolution layers. However, Winograd convolution is among the worst performers on the AlexNet and GoogleNet models (Figure 6).

We also see an experimental validation of the importance of modelling the cost of data format conversions. Recall that our strategy for non-PBQP bars is to replace the SUM2D algorithm only if the replacement has a smaller execution time. Figure 7a shows that for GoogleNet, this strategy leads to a net *slowdown* for the family of direct loop-based convolutions — even though at all points the fastest loop was chosen, the legalizing data format conversions are so expensive that the baseline SUM2D instantiation of the network is faster.

The effect is even larger considering the case of Winograd convolution for AlexNet on Intel Haswell (Figure 5). Recall

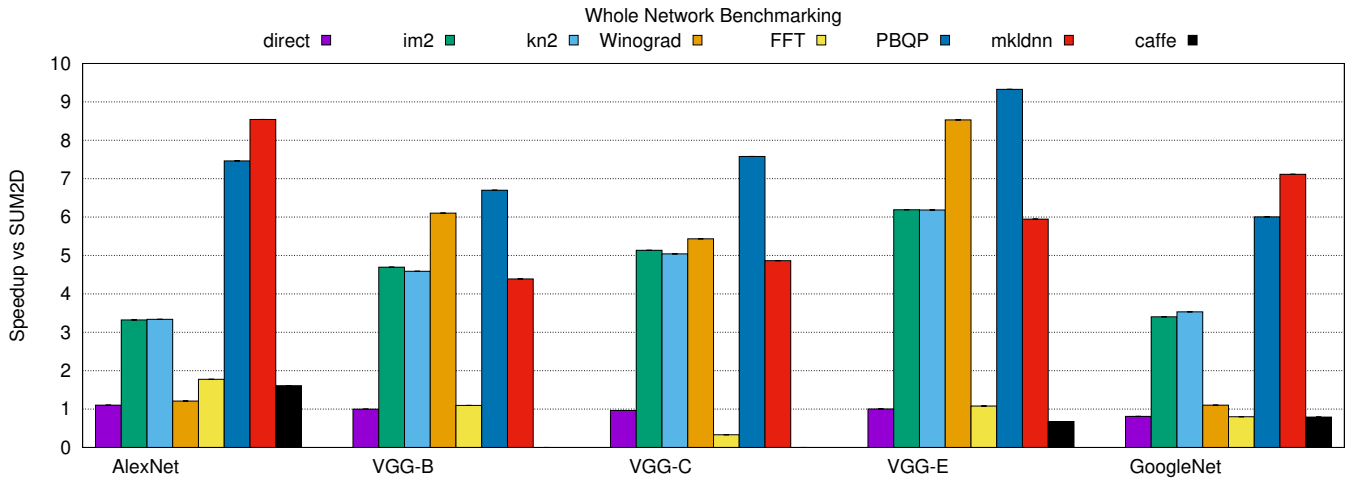


Figure 5. Single-Threaded: Comparison of approaches with PBQP selection on Intel Haswell

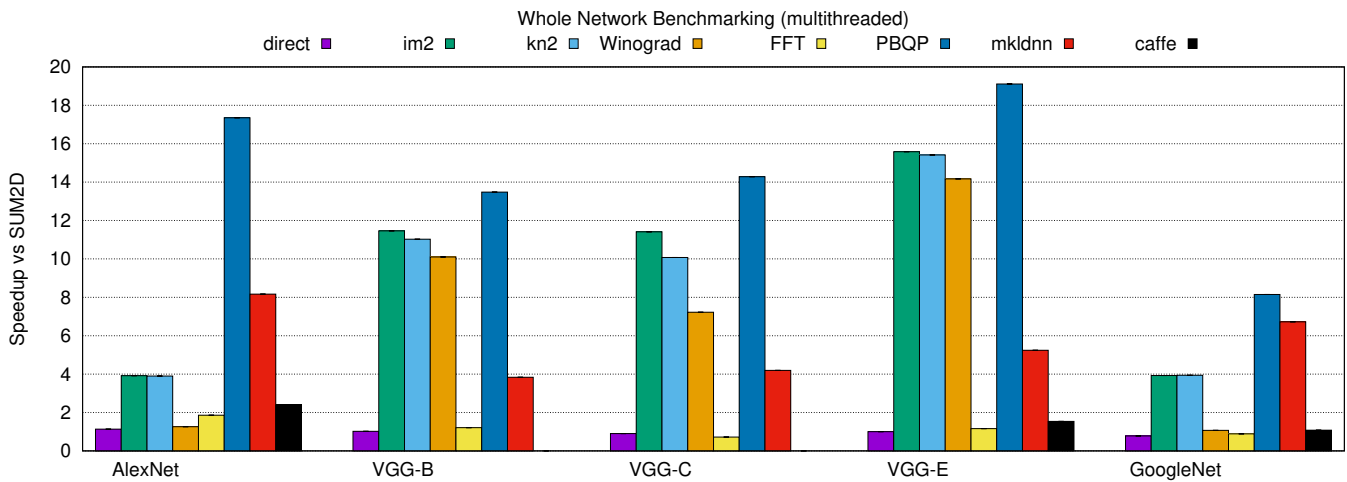


Figure 6. Multi-Threaded: Comparison of approaches with PBQP selection on Intel Haswell

from Figure 4 that the PBQP optimal selection on this platform uses a Winograd variant for 4 of the 5 convolutions in AlexNet. Yet simply selecting the fastest Winograd variant ignoring data format conversion costs yields an instantiation that performs only marginally better than the baseline SUM2D network instantiation.

6 Discussion

Our experimental results demonstrate that our PBQP formulation is extremely effective at selecting the optimal primitives to implement a DNN. In this section we briefly consider some alternative strategies to the same problem, and discuss their strengths and weaknesses as compared with our approach.

As we have shown in Section 3 the primitive selection problem can be transformed into the NP-hard PBQP problem. However, it is worth noting that the primitive selection problem is NP-hard only in the presence of multiple data

formats and layouts for tensors in the network. If a fixed canonical data format and layout is selected for all layers, the problem becomes much easier.

If the NP-hardness of primitive selection can be eliminated by keeping all data in a canonical type and format, then would it not be easier to simply use canonical data types rather than solve a difficult selection problem? We think not.

Our experimental data shows that even simple variations on input data layout can have a significant impact on data locality, and therefore upon the execution time of DNN primitives.

Differences in precision of underlying data types, representation of sparse data, and representation of data in the frequency domain can have an even larger impact on execution time.

By solving the primitive selection problem using our PBQP formulation, we can find an optimal solution for many different types of data representation and formats.

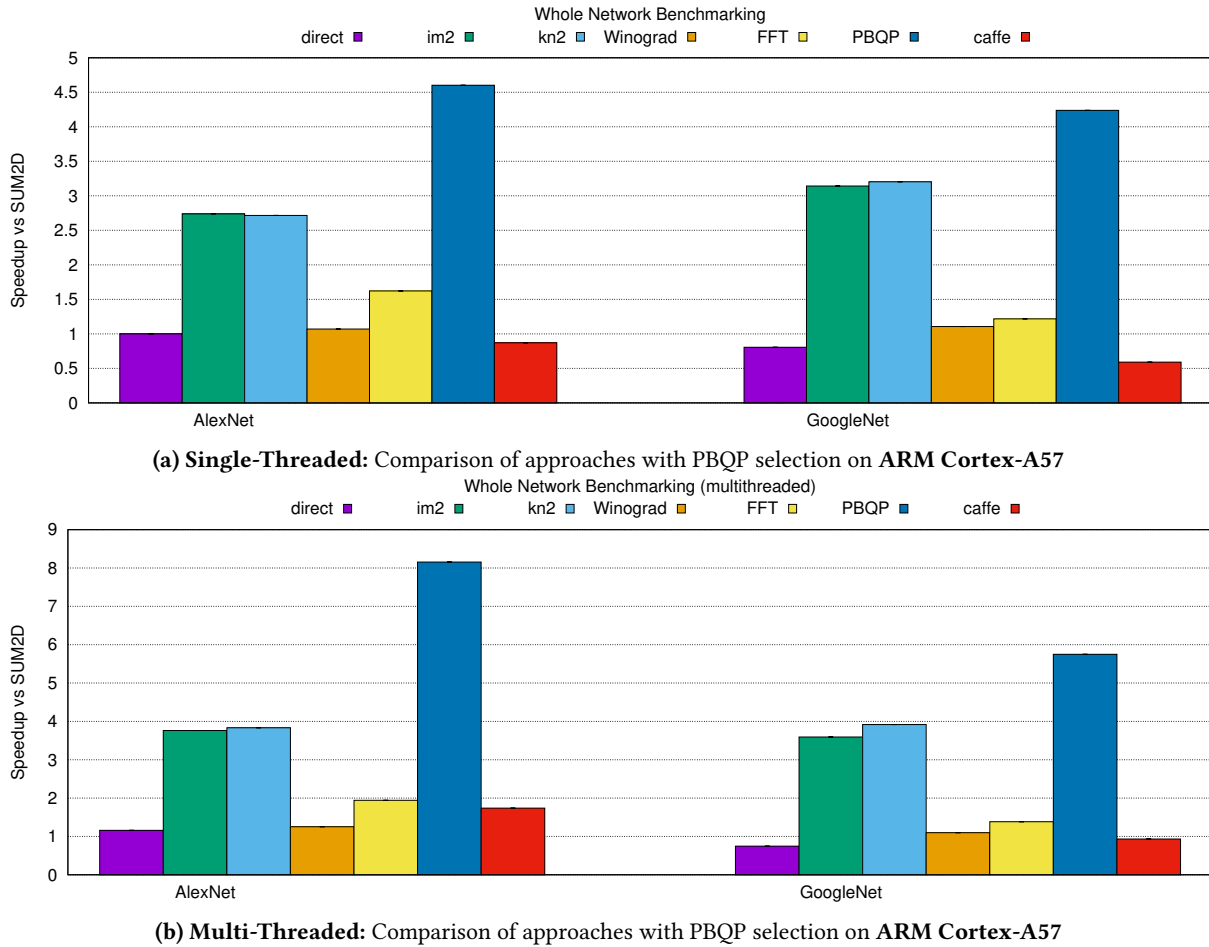


Figure 7. Whole-network benchmarking results on ARM Cortex-A57

6.1 Interoperability & Extensibility

Our approach also offers the possibility of greater interoperability between different DNN primitive libraries, perhaps written in different programming languages.

Using profiled execution times for primitive functions, a PBQP formulation can reason about DNN models instantiated using primitives from different libraries, and enable a class of hybrid approaches, where some primitives from library A, and some from library B, are used ensemble to provide the optimal construction of a deep neural network. This is especially useful when vendor libraries provide incomplete support for DNN primitives, or for picking and choosing only the best optimized primitives from a selection of libraries to instantiate a DNN model.

Another side-effect of our PBQP formulation is that it is easily extensible as new convolution algorithms become available. When the cost model is extended with profiling data for the new primitive, the PBQP solution will automatically incorporate the new convolution algorithm where it would improve the overall quality of the solution. This means

that our formulation can be used as the basis of a system to rapidly evaluate the suitability of many different approaches to convolution, such as might result from a code generator exploring a space of generated routines for convolution.

7 Related work

PBQP is an extension of the quadratic assignment problem (QAP) [9], one of the fundamental combinatorial optimization problems. QAP is NP-hard, as is PBQP, but Eckstein et al. have identified heuristics that can often solve or find approximate solutions for practical instances of PBQP quickly [6]. PBQP has been used to solve several problems in compiler optimization such as register allocation for architectures with irregular instruction sets [13], and code selection on SSA graphs [6].

Latte [16] is a domain-specific language, compiler and runtime for specifying DNNs. Latte provides abstractions such as neurons, ensembles and connections that allow a programmer to specify the elements of a DNN. A sophisticated compiler generates optimized code, and pattern-matches for

code regions that can be replaced by calls to optimized libraries such as GEMM. An advantage of Latte is that it can automatically fuse successive layers such as convolution and activation. In contrast, we use a library of highly-optimized routines, and focus on selecting the best among them rather than attempting to generate the best code from a high-level specification.

Moskewicz et al. [11] proposed Boda, a program generator for deep neural networks. Boda generates large numbers of variants of loop nests to implement DNN layers, and uses auto-tuning to select from among them. Our approach has two significant advantages when compared with auto-tuning. First, our approach requires much less time than auto-tuning. Our profiling step requires that we time each of our methods for each layer in the DNN, whereas auto-tuning typically requires large numbers of measurements in context. Second, insofar as the profiled times of each routine are accurate, and the PBQP instance can be solved in reasonable time, our approach will provide an optimal selection of layers. A viable future approach might be to use code generators and auto-tuners to generate the code and data layouts for given layers and use our approach to combine these code segments to implement an entire DNN.

GPU vendors and research groups have developed libraries of optimized routines to implement each layer of DNNs. Perhaps the fastest library for NVIDIA GPUs is cuDNN [12]. The cuDNN library provides several implementations of DNN convolution.

A function is provided to query the about library which of the several implementations of a given layer is likely to be fastest for inputs of a given dimension. In contrast we solve for the global optimal layer selection, taking into account data format conversion costs. We also measure profile layer execution times rather than relying on estimated values.

TensorFlow XLA is a domain-specific compiler for linear algebra computations which has been applied to DNNs [5]. Compared to simply invoking primitive functions from a high-level deep learning framework, XLA allows a stand-alone C/C++ code base to be generated to implement a DNN. XLA can eliminate intermediate storage buffers and fuse adjacent layers.

The XLA ahead-of-time compiler is arguably similar to our own program generation framework which uses C++ templates to avoid many of the costs of cross-layer transitions and to give the C++ compiler the best opportunity for code optimization. Our layer selection approach is well-suited to systems such as XLA that generate DNN code ahead of time.

8 Conclusion

We stated the problem of optimal primitive selection for DNN layers in the presence of data format transformations, and showed that it is NP-hard by embedding in PBQP. We

proposed and evaluated an analytic approach to DNN optimization using an off-the-shelf PBQP solver.

Using a PBQP solver in conjunction with per-layer profiling to create a cost model is an extremely effective tactic for DNN implementation, even under simplifying assumptions where only convolutional layers are modelled in the PBQP formulation.

We have been able to demonstrate significant gains in DNN inference performance using our approach on both a high performance Intel Haswell processor, and on an embedded ARM Cortex-A57 processor.

References

- [1] [n. d.]. Intel(R) Distribution of Caffe. <https://github.com/intel/caffe>. ([n. d.]). Accessed: 2017-09-13.
- [2] [n. d.]. Intel(R) Math Kernel Library for Deep Neural Networks. <https://01.org/mkl-dnn>. ([n. d.]). Accessed: 2017-09-13.
- [3] Andrew Anderson, Aravind Vasudevan, and Cormac Keane David Gregg. 2017. Low-memory GEMM-based convolution algorithms for deep neural networks. *CoRR* arXiv:1704.04428 (2017). <https://arxiv.org/abs/1709.03395>
- [4] Richard E. Blahut. 2010. *Fast Algorithms for Signal Processing*. Cambridge University Press, Cambridge, UK.
- [5] Jeff Dean. 2016. TensorFlow w/XLA: TensorFlow, Compiled. (December 2016). <https://autodiff-workshop.github.io/> Presentation at Autodiff Workshop, co-located with NIPS 2016.
- [6] Erik Eckstein, Oliver König, and Bernhard Scholz. 2003. *Code Instruction Selection Based on SSA-Graphs*. Springer Berlin Heidelberg, Berlin, Heidelberg, 49–65. https://doi.org/10.1007/978-3-540-39920-9_5
- [7] Yangqing Jia. 2014. *Learning Semantic Image Representations at a Large Scale*. Ph.D. Dissertation. EECS Department, University of California, Berkeley. <http://www2.eecs.berkeley.edu/Pubs/TechRpts/2014/EECS-2014-93.html>
- [8] Yangqing Jia, Evan Shelhamer, Jeff Donahue, Sergey Karayev, Jonathan Long, Ross Girshick, Sergio Guadarrama, and Trevor Darrell. 2014. Caffe: Convolutional architecture for fast feature embedding. In *Proceedings of the 22nd ACM international conference on Multimedia*. ACM, 675–678.
- [9] Tjalling C. Koopmans and Martin Beckmann. 1957. Assignment Problems and the Location of Economic Activities. *Econometrica* 25, 1 (1957), 53–76.
- [10] Alex Krizhevsky, Ilya Sutskever, and Geoffrey E. Hinton. 2012. ImageNet Classification with Deep Convolutional Neural Networks. In *26th Annual Conference on Neural Information Processing Systems 2012*. 1106–1114.
- [11] Matthew W. Moskewicz, Ali Jannesari, and Kurt Keutzer. 2017. Boda: A Holistic Approach for Implementing Neural Network Computations. In *Proceedings of the Computing Frontiers Conference (CF'17)*. ACM, New York, NY, USA, 53–62. <https://doi.org/10.1145/3075564.3077382>
- [12] NVIDIA Inc 2017. *cuDNN Developer Guide* (du-06702-001_v07 ed.). NVIDIA Inc. Accessed: 2017-09-13.
- [13] Bernhard Scholz and Erik Eckstein. 2002. Register Allocation for Irregular Architectures. In *Proceedings of the Joint Conference on Languages, Compilers and Tools for Embedded Systems: Software and Compilers for Embedded Systems (LCTES/SCOPES '02)*. ACM, New York, NY, USA, 139–148. <https://doi.org/10.1145/513829.513854>
- [14] Karen Simonyan and Andrew Zisserman. 2014. Very Deep Convolutional Networks for Large-Scale Image Recognition. *CoRR* abs/1409.1556 (2014). <http://arxiv.org/abs/1409.1556>
- [15] Christian Szegedy, Wei Liu, Yangqing Jia, Pierre Sermanet, Scott E. Reed, Dragomir Anguelov, Dumitru Erhan, Vincent Vanhoucke, and Andrew Rabinovich. 2015. Going deeper with convolutions. In *IEEE*

Conference on Computer Vision and Pattern Recognition, CVPR 2015, Boston, MA, USA, June 7-12, 2015. 1–9. <https://doi.org/10.1109/CVPR.2015.7298594>

- [16] Leonard Truong, Rajkishore Barik, Ehsan Totoni, Hai Liu, Chick Markley, Armando Fox, and Tatiana Shpeisman. 2016. Latte: A Language, Compiler, and Runtime for Elegant and Efficient Deep Neural Networks. In *Proceedings of the 37th ACM SIGPLAN Conference on Programming Language Design and Implementation (PLDI '16)*. ACM, New York, NY, USA, 209–223. <https://doi.org/10.1145/2908080.2908105>
- [17] Aravind Vasudevan, Andrew Anderson, and David Gregg. 2017. Parallel Multi Channel convolution using General Matrix Multiplication. In *28th IEEE International Conference on Application-specific Systems, Architectures and Processors, ASAP 2017, Seattle, WA, USA, July 10-12, 2017.* 19–24. <https://doi.org/10.1109/ASAP.2017.7995254>