

KV-match: An Efficient Subsequence Matching Approach for Large Scale Time Series

Jiaye Wu [#], Peng Wang [#], Chen Wang ^{*}, Wei Wang [#], Jianmin Wang ^{*}

[#] School of Computer Science, Fudan University, Shanghai, China
{wujy16, pengwang5, weiwang1}@fudan.edu.cn

^{*} School of Software, Tsinghua University, Beijing, China
{wang_chen, jimwang}@tsinghua.edu.cn

Abstract—Time series data have exploded due to the popularity of new applications, like data center management and IoT. Time series data management system (TSDB), emerges to store and query the large volume of time series data. Subsequence matching is critical in many time series mining algorithms, and extensive approaches have been proposed. However, the shift of distributed storage system and the performance gap make these approaches not compatible with TSDB. To fill this gap, we propose a new index structure, KV-index, and the corresponding matching algorithm, KV-match. KV-index is a file-based structure, which can be easily implemented on local files, HDFS or HBase tables. KV-match algorithm probes the index efficiently with a few sequential scans. Moreover, two optimization techniques, window reduction and window reordering, are proposed to further accelerate the processing. To support the query of arbitrary lengths, we extend KV-match to KV-match_{DP}, which utilizes multiple varied length indexes to process the query simultaneously. A two-dimensional dynamic programming algorithm is proposed to find the optimal query segmentation. We implement our approach on both local files and HBase tables, and conduct extensive experiments on synthetic and real-world datasets. Results show that our index is of comparable size to the popular tree-style index while our query processing is order of magnitudes more efficient.

I. INTRODUCTION

Time series data are pervasive across almost all human endeavors, including medicine, finance, science and entertainment. In consequence, there is an enormous interest in querying and mining time series data, which results in a large number of works on new methodologies of indexing, classifying, clustering, and summarizing time series data [1]. In recent years, the volume of time series data has exploded, due to the popularity of new applications, like data center management and IoT. Consequently, a new kind of data management system, modern time series database (TSDB for short), emerges to store and query the large volume of time series data, such as InfluxDB [2] and OpenTSDB [3].

Subsequence matching problem is a core subroutine for many time series mining algorithms. Given a set of long time series \mathcal{TS} , for any query series Q and a distance threshold ε , the subsequence matching search is to find all subsequences from \mathcal{TS} , whose distance with Q falls within the threshold ε (in ε -match for short). However, there is still a gap between arbitrary length matching algorithms and the demanding performance of TSDB [1] [4], which comes more challenging with regard to high volume and continuous time series data like IOT.

Most existing approaches are based on the following two fundamental principles.

Principle 1: Multi-dimensional Tree Index Structure

FRM [5] is the pioneer work of subsequence matching. It consists of index building and subsequence matching algorithms. In the index building algorithm, time series is divided into sliding windows of size w , and each window is transformed into an f -dimensional point ($f \ll w$). Then, the transformed points are stored in a multi-dimensional index, like R*-tree. In the subsequence matching algorithm, given a query Q , FRM generates a set of candidate subsequences based on the index, and then conducts exact matching against the raw data of subsequences. Some approaches were proposed to optimize FRM [6], [7], [8], or deal with other distance measures, such as DTW [9]. Similarly with FRM, all these approaches utilize R*-tree as the index structure. To guarantee no false dismissals, the matching algorithm needs to visit the whole paths from root to many leaf nodes, which incurs a large number of random accesses to the index, and hence extra I/O. In our experiment, for a modest size time series data (sequence of length 10^9), they need to access more than two hundred index pages.

In TSDB, data are usually organized as files composed of large size blocks. For example, OpenTSDB stores time series data in HBase [10], which is based on HDFS with typical 64MB or larger blocks. In this environment, large volume sequential read is much more efficient than random access. Therefore, to make the index compatible with both local and distributed file systems in TSDB design, the first challenge lies in how to design a new index structure, which can fully leverage the advantage of sequential read.

Principle 2: Candidate Generation with One Window

In the previous subsequence matching algorithm, the rationale of generating the candidates is as follows. Assume the query Q and a certain subsequence S of the same length are divided into p ($= \lfloor \text{Len}(Q)/w \rfloor$) disjoint windows, Q_i and S_i ($1 \leq i \leq p$) respectively. If Q and S are in ε -match, it can be inferred that *at least* one pair (S_i, Q_i) is in ε/\sqrt{p} -match. Based on this theorem, in the matching algorithm, it first splits the query sequence into length- w disjoint windows, and each window is transformed to an f -dimensional point. For each

window, a range sub-query is issued using the transformed point and the tolerance ε/\sqrt{p} to find the candidates. Finally, the *union* of the candidates of all sub-queries forms the final candidate set, which is then verified by fetching the time series data and computing its true distance between Q .

Obviously, this single window candidate generation approach will result in many false candidates, especially when the length of Q is much larger than w . An improvement [8] proposes to build multiple indexes with varied window lengths and match with the optimal granularity one against the query length. However, the high false positive rate problem still exists and extra space is needed to manage multiple indexes. In many modern applications, TSDB is used to manage time series of billion or even trillion length [1]. A high-ratio of false candidates can lead to huge I/O cost to fetch the candidate subsequences. Therefore, the second challenge lies in how to design the matching algorithm, which can fully utilize the pruning power of all windows to reduce the candidates as much as possible.

Our Approach

In this paper, we propose a new index structure, KV-index and a matching algorithm, KV-match. We design the index inspired by the idea of inverted-list in text retrieval, in which we can use a sequential read operation to obtain all documents containing the certain word. To build the index, we transform each window of the time series into a *single value*, and use it as the key to index this window. Then all $\langle \text{value}, \text{window} \rangle$ pairs are organized in an ordered list. In consequence, with proved no false guarantee, processing each sub-query only needs *exactly* one sequential read operation, which makes index access very efficient. Moreover, KV-index is easy to compatible with local file system or HDFS as file based index, as well as HBase [10], Cassandra [11] or LevelDB [12] tables.

Second, KV-match utilizes the pruning power of all windows to generate the candidates. Assume the set of subsequences that are in ε -match with Q is \mathcal{S} . For each window of the query, KV-match uses one sequential read operation to generate a candidate set, which is the *superset* of \mathcal{S} . Consequently, we form the final candidate set by *intersecting* the candidate set of all sub-queries. Experimental results show that the number of candidates in our approach is one or two order of magnitudes less than that of the tree-based approaches. Moreover, we propose two techniques, named window reduction and window reordering, to further accelerate the index probing.

Third, to support the query of arbitrary lengths efficiently, the single value space overhead to index a window allows us to affordably extend the basic KV-match to KV-match_{DP}, which utilizes multiple indexes with different window lengths. Given the query Q , we segment it into windows of varied lengths, and each window is processed with the corresponding index. To find a high-quality query segmentation, we take the query segmentation as an optimization problem. An objective function is designed to measure the segmentation quality, and a

two-dimensional dynamic programming algorithm is proposed to find the optimal segmentation.

In summary, our contributions are as follows:

- We propose a new index structure, KV-index, for the subsequence matching problem, which is suitable for TSDB.
- We propose a corresponding query processing approach, KV-match, which can probe the index efficiently with a few sequential read operations. Moreover, some optimizations are proposed to accelerate the query processing.
- To support the query of arbitrary lengths efficiently, we extend KV-match to KV-match_{DP}, which is based on multi-level indexes with different window lengths.
- We implement our approach on both local files and HBase tables, and conduct extensive experiments on synthetic and real-world datasets. Results show that our index is of comparable size to the popular tree-style index while our query processing is order of magnitudes more efficient.

The rest of the paper is organized as follows. We introduce the motivation in Section II. Section III and IV describe our index structure, index building algorithm and query processing algorithm in detail. Section V extends our method to use multi-level indexes with different window lengths. Our implementation details with TSDB are described in Section VI. The experimental results are presented in Section VII and we discuss related work in Section VIII. Finally, we conclude the paper and look into the future work in Section IX.

II. MOTIVATION

In this section, we first introduce the rationale of our method, and provide an illustrative example to describe the approach.

A *time series* is a sequence of ordered values, denoted as $X = (x_1, x_2, \dots, x_n)$, where n is the *length of time series* X , denoted as $|X|$. A *length- l subsequence of time series* X is a shorter time series, denoted as $X(i, l) = (x_i, x_{i+1}, \dots, x_{i+l-1})$, where $1 \leq i \leq |X| - l + 1$. The *subsequence matching problem* is that given a long time series X , for any query Q and a distance threshold ε , find all subsequences $X(i, |Q|)$ from X , satisfies

$$D(Q, X(i, |Q|)) \leq \varepsilon \quad (1)$$

which is also called Q and $X(i, |Q|)$ are in ε -match.¹

A. Rationale of Index Design

As mentioned beforehand, an index structure is admirable if 1) for each disjoint window of Q , we can obtain the candidates of qualified subsequences in X by sequentially reading the index; 2) we can integrate the pruning power of all disjoint windows to reduce the number of candidates. Our index structure is inspired by the idea of q -grams [13] in information retrieval, as illustrated in Figure 1. We transform the query word “pony” into consecutive 2-grams “po-ny”.

¹Though we discuss single series for simplicity, our approach can be directly extended to support multiple series.

Q : pony

X : cnshponyjyntposhnysh

2-grams	Positions
ny	[7, 17]
po	[5, 13]
...	...
sh	[3, 15, 19]

Fig. 1. Example of q -grams

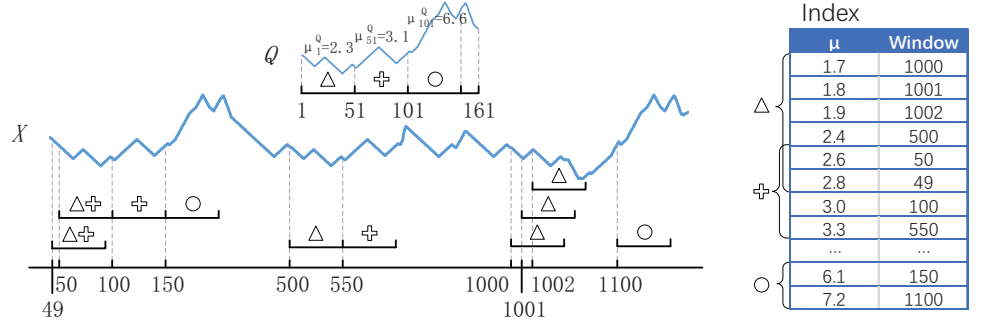


Fig. 2. Illustrative example

Then we query the string by “po” and “ny” respectively. Each time, we can obtain the set of matching positions with a sequential read. Then, we join these two position sets to get the final qualified subsequence. So, this approach satisfies both requirements.

However, in our problem, we aim to find the subsequences in ε -match with Q , instead of the exact matching ones. Therefore, in this paper, we extend q -grams by APCA [14], which represents a time series by a sequence of mean values. Specifically, we transform query Q into disjoint windows, and for each window, we use its mean value to prune the unqualified subsequences. We propose the following Lemma to guarantee the correctness of our approach.

Lemma 1: Let S and Q be two equal length time series, which are segmented into a sequence of disjoint windows, $\{S_1, S_2, \dots, S_p\}$ and $\{Q_1, Q_2, \dots, Q_p\}$ by segmentation strategy $SG = \{r_1, r_2, \dots, r_p\}$, where

$$\begin{aligned} S_i &= (s_{r_{i-1}+1}, s_{r_{i-1}+2}, \dots, s_{r_i}) \\ Q_i &= (q_{r_{i-1}+1}, q_{r_{i-1}+2}, \dots, q_{r_i}) \\ w_i &= |S_i| = |Q_i| = r_i - r_{i-1} \end{aligned}$$

If $D(S, Q) \leq \varepsilon$, then the mean value of any disjoint window S_i , denoted as μ_i^S , satisfies

$$\mu_i^S \in \left[\mu_i^Q - \frac{\varepsilon}{\sqrt{w_i}}, \mu_i^Q + \frac{\varepsilon}{\sqrt{w_i}} \right] \quad (2)$$

where $1 \leq i \leq p$.

Proof: APCA [14] distance has the lower bound property

$$D(S, Q) \geq \sqrt{\sum_{i=1}^p w_i (\mu_i^S - \mu_i^Q)^2} \quad (3)$$

so, if $D(S, Q) \leq \varepsilon$, it can be inferred that

$$\sqrt{\sum_{i=1}^p w_i (\mu_i^S - \mu_i^Q)^2} \leq \varepsilon \quad (4)$$

after inequality transformation, it holds

$$(\mu_i^S - \mu_i^Q)^2 \leq \frac{\varepsilon^2}{w_i} \quad (5)$$

so

$$\mu_i^S \in \left[\mu_i^Q - \frac{\varepsilon}{\sqrt{w_i}}, \mu_i^Q + \frac{\varepsilon}{\sqrt{w_i}} \right] \quad (6)$$

For example, assume the length of series $|S| = 200$ and $SG = \{25, 75, 100, 200\}$, then $w_1 = 25$, $w_2 = 50$, $w_3 = 25$, $w_4 = 100$, and $S_1 = S(1, 25)$, $S_2 = S(26, 50)$, $S_3 = S(76, 25)$, $S_4 = S(101, 100)$. In the basic KV-match version, we fix SG to equal-length segments. In Section V, we will extend it to the general case.

B. Illustrative Example

Now, we illustrate our approach with an example. Let X be a long time series, and Q be the query sequence of length 161, as shown in Figure 2. The goal is to find all length-161 subsequences from X , which are in ε -match with Q .

Let the window size, denoted as w , be 50. We segment Q into three disjoint windows, $Q_1 = Q(1, 50)$, $Q_2 = Q(51, 100)$, and $Q_3 = Q(101, 161)$, and compute the corresponding mean values μ_1^Q , μ_2^Q and μ_3^Q respectively¹. According to Lemma 1, if any subsequence $S = X(i, 161)$ satisfies $D(S, Q) \leq \varepsilon$, it holds that the mean values μ_1^S , μ_2^S and μ_3^S of disjoint windows, $S_1 = X(i, 50)$, $S_2 = X(i + 50, 100)$ and $S_3 = X(i + 100, 161)$, in S must satisfy the following formula simultaneously:

$$\mu_1^S \in \left[\mu_1^Q - \frac{\varepsilon}{\sqrt{50}}, \mu_1^Q + \frac{\varepsilon}{\sqrt{50}} \right] \quad (7)$$

$$\mu_2^S \in \left[\mu_2^Q - \frac{\varepsilon}{\sqrt{50}}, \mu_2^Q + \frac{\varepsilon}{\sqrt{50}} \right] \quad (8)$$

$$\mu_3^S \in \left[\mu_3^Q - \frac{\varepsilon}{\sqrt{50}}, \mu_3^Q + \frac{\varepsilon}{\sqrt{50}} \right] \quad (9)$$

In contrast, for subsequence S' , if any Eq. 7, 8 or 9 is not satisfied, S' cannot be in ε -match with Q , and it will not be selected as the candidate.

Figure 2 illustrates our index, although the true index structure is more complex. The index contains $|X| - w + 1$ number of rows, each of which corresponds to a sliding window of X with length 50. Each row is a key-value pair. The key is a mean value of certain sliding window in X , and the

¹Since Eq. 2 is a necessary condition for Eq. 1, we can safely ignore the remainder part $Q(151, 11)$ without sacrificing the correctness.

value is the beginning point of this window. For example, the first row $\langle 1.7, 1000 \rangle$ represents that the mean value of window $X(1000, 50)$ is 1.7. All rows in the index are ordered by the key in ascending order.

Based on the index, we find candidates as follows. First, we find all windows in X satisfying Eq. 7 by “scanning” the index with the range $\left[\mu_1^Q - \frac{\varepsilon}{\sqrt{w}}, \mu_1^Q + \frac{\varepsilon}{\sqrt{w}}\right]$, and indicate the set of obtained windows as CS_1 . Similarly, we find CS_2 and CS_3 according to Eq. 8 and Eq. 9 respectively. Then, we generate the final candidate set from CS_i ’s ($1 \leq i \leq 3$) with an “intersection” operation. After that, we fetch all candidate subsequences to verify them by calculating the true distance.

As illustrated in Figure 2, in the index, we mark CS_1 with “triangle”, CS_2 with “cross” and CS_3 with “circle”. The only candidate which satisfies all three equations is $X(50, 161)$. For subsequence $X(500, 161)$, although the first two windows, $X(500, 50)$ and $X(550, 50)$, satisfy Eq. 7 and 8, the third window $X(600, 50)$ is not contained by CS_3 , so $X(500, 161)$ will be pruned.

Analysis. As illustrated in the example, our approach visits the index with only a few sequential read operations, and utilizes all disjoint window to prune the false subsequences.

However, some issues need to be addressed. First, the index has almost the same size as the data itself, which is prohibitively large. We need to design a more compact index structure and the corresponding matching algorithm. Second, in this example, we split Q into fixed-length windows, which may result in sub-optimal efficiency. In next sections, we will present our approach to address these issues.

III. KV-INDEX

In this section, we present our index structure, KV-index, and the index building algorithm.

A. Index Structure

In the index in Figure 2, one row corresponds to one window of X . This index structure has approximately equal number of entries with X , and causes a huge space cost. To avoid it, we propose a more compact index structure by utilizing the data locality property of time series data, that means the values of adjacent time points may be close. In consequence, the mean values of adjacent sliding windows will be also similar.

Formally, KV-index still consists of ordered rows of key-value pairs. The key of the i -th row, denoted as K_i , is a *range* of mean values of sliding windows, that is,

$$K_i = [low_i, up_i]$$

where low_i and up_i are the left and right endpoint of the mean value range of K_i respectively. It is a left-closed-right-open range, and the ranges of adjacent rows are disjoint.

The corresponding value, denoted as V_i , is the set of sliding windows whose mean values fall within $[low_i, up_i]$. To facilitate the expression, we represent each window by its position, that is, we represent sliding window $X(j, w)$ with j . To further save the space cost and also facilitate subsequence matching algorithm, we organize the window positions in V_i

as follows. The positions in V_i are sorted in ascending order, and consecutive ones are merged into a *window interval*, denoted as WI . All window intervals in V_i are sorted and non-overlapped.

Definition 1 (Window Interval): We combine the l^{th} to r^{th} continuous length- w sliding windows of X as a window interval $WI = [l, r]$, which contains the sequence of sliding windows $\{X(l, w), X(l+1, w), \dots, X(r, w)\}$, where $1 \leq l \leq r \leq |X| - w + 1$.

In the following descriptions, we use $j \in WI$ to denote the window position j belonging to the window interval $WI = [l, r]$, that is, $j \in [l, r]$. Besides, we use $WI.l$, $WI.r$ and $|WI| = r - l + 1$ to denote the left boundary, the right boundary and the size of the interval WI respectively. Moreover, we indicate the overall number of window intervals in V_i as $n_I(V_i)$, and the number of window positions in V_i as $n_P(V_i)$. Formally, we have

$$n_I(V_i) = |\{WI | WI \in V_i\}| \quad (10)$$

$$n_P(V_i) = \sum_{WI \in V_i} |WI| \quad (11)$$

Table I illustrates KV-index for X in Figure 2. The first row represents there exists three sliding windows, $X(1000, 50)$, $X(1001, 50)$ and $X(1002, 50)$, whose mean values fall within the range $[1.5, 2.0)$. In the second row, three windows are organized into two intervals $[49, 50]$ and $[500, 500]$. Thus $n_I(V_2) = 2$ and $n_P(V_2) = 3$. $[500, 500]$ is a special interval which only contains one single window position.

TABLE I
INDEX STRUCTURE

Key	Value
[1.5, 2.0)	[1000, 1002]
[2.0, 3.0)	[49, 50], [500, 500]
[3.0, 4.0)	[100, 100], [550, 550]
.....
[6.0, 7.5)	[150, 150], [1100, 1100]

To facilitate the query processing, KV-index also contains a meta table, in which each row is a quadruple as

$$\langle K_i, pos_i, n_I(V_i), n_P(V_i) \rangle$$

where pos_i is the offset of i -th row in the index file. Due to its small size, we can load the meta table to memory before processing the query. With the meta table, we can quickly determine the offset and the length of a scan operation by a simple binary search.

B. Index Building Algorithm

In this section, we introduce the index building algorithm. It consists of two steps. In the first step, we build an index in which all rows use the equal-width range for the mean values. In the second step, we merge adjacent rows to further compress the index. We first introduce a basic in-memory algorithm, which works in the streaming fashion. Then we discuss how to extend it to the large data scale.

In the first step, we pre-define a parameter, d , which represents the range width of the mean values. Then, the ranges will be $[k \times d, (k+1) \times d)$, where $k \in \mathbb{Z}$. Then we use a circular array to maintain the length- w sliding window $X(i, w)$ of time series X and calculate its mean value μ_i^X on the fly. Time series data will be processed sequentially. If the mean value of the last sliding window μ_{i-1}^X is in the range K_j , and the mean value of the current window μ_i^X is also in K_j , we modify the current WI by changing its right boundary from $i-1$ to i . Otherwise, a new interval, $WI = [i, i]$, will be added into certain row according to μ_i^X .

In the second step, we use a greedy algorithm to merge adjacent rows. We check the rows beginning from $\langle K_1, V_1 \rangle$ and $\langle K_2, V_2 \rangle$. Let the current rows be $\langle K_i, V_i \rangle$ and $\langle K_{i+1}, V_{i+1} \rangle$. We try to merge these two rows. If two rows will be merged into a row, the new key is $[low_i, up_{i+1})$, and the new value is $V_i \cup V_{i+1}$. Moreover, all neighboring window intervals from V_i and V_{i+1} are merged to one interval. We determine whether to merge two rows by comparing $\frac{n_I(V_i \cup V_{i+1})}{n_I(V_i) + n_I(V_{i+1})}$ with a pre-defined parameter α . If this value is less than α , we will merge these two rows. In other words, we hope to merge the rows in which a large number of intervals are neighboring.

Note that the row merging will be examined recursively. It happens that multiple continuous rows (> 2) are merged. The row merge operation is actually a union operation between two ordered interval sequences, and can be implemented efficiently similar to the merge-sort algorithm. Since each window interval will be examined exactly once, the time complexity of merging is $O(n_I(V_i) + n_I(V_{i+1}))$.

In the basic version, the whole index is preserved in the memory during the first step. If the size of index exceeds memory capacity, we can divide time series into segments, and process one segment at one time. After all segments are processed, we merge the rows of different segments. The second step visits index rows sequentially, which can be also divided into sub-tasks. Since each step can be divided into sub-tasks, the whole index building algorithm can be easily adapted to distributed environment.

IV. KV-MATCH

In this section, we present the basic matching algorithm, KV-match, whose pseudo-code is shown in Algorithm 1.

A. Overview

Initially, given the query sequence Q , we first segment it into a sequence of length- w disjoint windows Q_i ($1 \leq i \leq p = \lfloor \frac{|Q|}{w} \rfloor$), and compute mean values μ_i^Q (Line 1). We assume that $|Q|$ is an integral multiple of w . If not, we use Lemma 1 and keep the longest prefix which is a multiple of w . According to the analysis in Section II, the rest part can be ignored safely.

The main matching process consists of two phases:

Phase 1: Index-probing (Line 2-14): For each disjoint window Q_i , we fetch a list of consecutive rows in KV-index according to Lemma 1. Based on these rows, we generate a set of subsequence candidates, denoted as CS .

Phase 2: Post-processing (Line 15-20): All subsequences in CS will be verified by fetching the data and computing the actual distance.

Algorithm 1 MatchSubsequence(X, w, Q, ε)

```

1:  $p \leftarrow \lfloor \frac{|Q|}{w} \rfloor, \mu_i^Q \leftarrow \text{ave}(Q_i) \ (1 \leq i \leq p)$ 
2: for  $i \leftarrow 1, p$  do
3:    $RList_i \leftarrow \{\langle K_{s_i}, V_{s_i} \rangle, \dots, \langle K_{e_i}, V_{e_i} \rangle\}$ , where
      $\mu_i^Q - \frac{\varepsilon}{\sqrt{w}} \in [low_{s_i}, up_{s_i})$  and  $\mu_i^Q + \frac{\varepsilon}{\sqrt{w}} \in [low_{e_i}, up_{e_i})$ 
      $\triangleright$  Scan from index
4:    $IS_i \leftarrow \emptyset$ 
5:   for all  $\langle K_j, V_j \rangle \in RList_i$  do
6:      $IS_i \leftarrow IS_i \cup \{WI | WI \in V_j\}$ 
7:    $SORT(IS_i)$ 
8:    $CS_i \leftarrow \emptyset, shift_i \leftarrow (i-1) * w$ 
9:   for all  $WI \in IS_i$  do
10:     $CS_i.add([WI.l - shift_i, WI.r - shift_i])$ 
11:   if  $i = 1$  then
12:      $CS = CS_i$ 
13:   else
14:      $CS \leftarrow INTERSECT(CS, CS_i)$ 
15:  $answers \leftarrow \emptyset$ 
16: for all  $WI \in CS$  do
17:    $S \leftarrow X(WI.l, WI.r - WI.l + |Q|) \triangleright$  Scan from data
18:   for  $j \leftarrow 1, |S| - |Q| + 1$  do
19:     if  $D(Q, S(j, |Q|)) \leq \varepsilon$  then
20:        $answers.add(S(j, |Q|))$ 
21: return  $answers$ 

```

B. Window Interval Generation

According to Lemma 1, for each window Q_i , we visit KV-index with a single scan operation, and obtain a list of consecutive rows, denoted as $RList_i = \{\langle K_{s_i}, V_{s_i} \rangle, \langle K_{s_i+1}, V_{s_i+1} \rangle, \dots, \langle K_{e_i}, V_{e_i} \rangle\}$, which satisfies $\mu_i^Q - \frac{\varepsilon}{\sqrt{w}} \in [low_{s_i}, up_{s_i})$ and $\mu_i^Q + \frac{\varepsilon}{\sqrt{w}} \in [low_{e_i}, up_{e_i})$. Note that the s_i -th row (or the e_i -th row) may contain mean values not satisfying Eq. 2. However, it only brings negative candidates, without missing any positive one, which will not influence the correctness.

We denote the set of all window intervals in $RList_i$ as IS_i , that is, $IS_i = \{WI | WI \in V_k, k \in [s_i, e_i]\}$. We use $WI \in IS_i$ to indicate that window interval WI belongs to IS_i , which means that for any window position j in WI , window $X(j, w)$ and Q_i are in ε/\sqrt{w} -match, also denoted as $j \in IS_i$.

According to Eq. 10 and Eq. 11, we indicate the number of window intervals in IS_i as $n_I(IS_i)$, and the number of window positions in IS_i as $n_P(IS_i)$. Note that the window intervals in IS_i are disjoint with each other. We sort these intervals in an ascending order, that is, $IS_i[k].r < IS_i[k+1].l$, where $IS_i[k]$ is the k^{th} window interval in IS_i (Line 7).

C. The Matching Algorithm

Based on IS_i 's ($1 \leq i \leq p$), we generate the final candidate set, CS , with an "intersection" operation. We first introduce the concept of *candidate set for Q_i* , denoted as CS_i ($1 \leq i \leq p$). For window Q_1 , any window position j in IS_1 maps to a candidate subsequence $X(j, |Q|)$, because window $X(j, w)$ cannot be pruned by Eq. 7. Therefore, the candidate set for Q_1 , denoted as CS_1 , is composed of all positions in IS_1 . To facilitate the process, we still organize CS_1 as a sequence of ordered non-overlapped window intervals, like IS_1 .

For Q_2 , each window position in IS_2 still corresponds to a candidate subsequence. However, position j in IS_2 corresponds to candidate subsequence $X(j - w, |Q|)$, because $X(j, w)$ is its second disjoint window. So, the candidate set for Q_2 , denoted as CS_2 , can be obtained by left-shifting each window position in IS_2 with w . Similarly, CS_3 is obtained by left-shifting the positions in IS_3 with $2 * w$. In general, for window Q_i ($1 \leq i \leq p$), the candidate set CS_i is as follows,

$$CS_i = \{j - (i - 1) * w | j \in IS_i\} \quad (12)$$

The shifting offset for Q_i is denoted as $shift_i = (i - 1) * w$. All candidate set CS_i 's are still organized as an ordered sequence of non-overlapped window intervals. Moreover, it can be easily inferred that $n_I(CS_i) = n_I(IS_i)$ and $n_P(CS_i) = n_P(IS_i)$ ($1 \leq i \leq p$).

Through combining Lemma 1 and definition of CS_i , we can obtain two important properties,

Property 1: If subsequence $X(j, |Q|)$ is not contained by certain CS_i ($1 \leq i \leq p$), then $X(j, |Q|)$ and Q are not in ε -match.

Property 2: If subsequence $X(j, |Q|)$ and Q are in ε -match, then position j belongs to all candidate sets CS_i 's, that is,

$$j \in CS_i \quad (1 \leq i \leq p) \quad (13)$$

Now we present our approach to generate CS based on CS_i 's, which consists of p rounds (Line 2-14). In the first round, we fetch $RList_1$ from the index, and generate IS_1 and CS_1 . We initialize CS as CS_1 . In the second round, we fetch $RList_2$, and generate CS_2 by shifting all window intervals in IS_2 with $(2 - 1) * w = w$ (Line 9-10). Then we intersect CS and CS_2 to obtain up-to-date CS (Line 14). Because all intervals in IS_i , as well as CS_i , are ordered, the intersection operation can be executed by sequentially intersecting window intervals of CS and CS_2 , which is quite similar to merge-sort algorithm with $O(n_I(CS) + n_I(CS_2))$ complexity. In general, during the i -th round, we intersect CS_i with CS of the last round, and generate the up-to-date CS . After p rounds, we obtain the final candidate set CS .

We illustrate the algorithm with the example in Figure 3. According to μ_1^Q (or μ_2^Q) and threshold ε , we obtain $RList_1$ (or $RList_2$). IS_1 (or IS_2) contains all the intervals covered by $RList_1$ (or $RList_2$). CS_1 equals to IS_1 , while CS_2 is generated by left-shifting IS_2 with offset w . Then we intersect CS_1 and CS_2 , and get CS in the second round, which is composed of WI_7 and WI_8 .

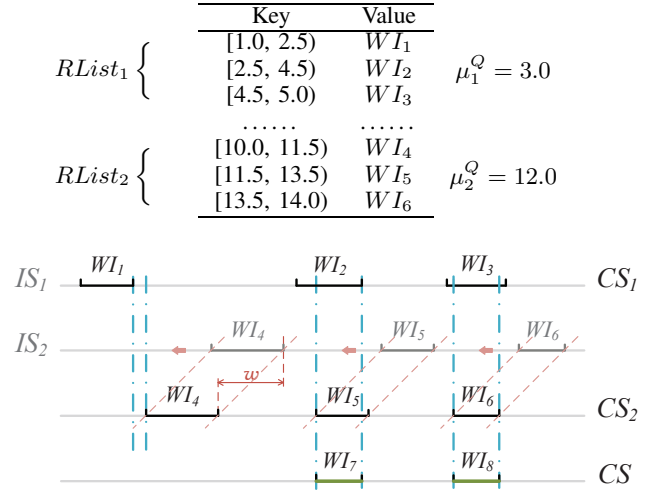


Fig. 3. Example of the matching algorithm

In phase 2, according to CS , we fetch data to generate the real matched subsequences (Line 15-20). Formally, for each window interval WI in CS , we fetch the subsequences $X(WI.l, WI.r - WI.l + |Q|)$ from the data file. Note that this subsequence contains $|WI|$ number of subsequences. For all fetched length- $|Q|$ subsequences, we calculate the distance from Q , and return the qualified ones.

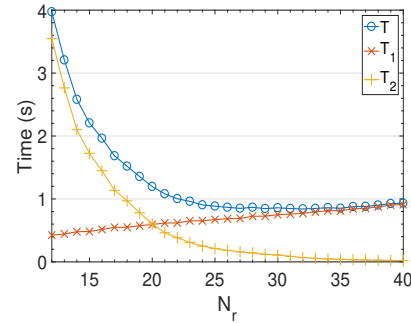


Fig. 4. T , T_1 and T_2

D. Window Reduction

In Algorithm 1, we process all p number of disjoint windows of Q to obtain the final CS . However, although intersecting all CS_i 's ($1 \leq i \leq p$) can prune the candidates in CS as much as possible, it may not always achieve the optimal overall efficiency.

We illustrate it with Figure 4, which shows the runtime of phase 1, T_1 , that of phase 2, T_2 , and the total runtime T ($= T_1 + T_2$), for an example query. The X-axis represents the number of rounds to be executed in the phase 1, denoted as N_r . For example, $N_r = 10$ means that in index-probing phase, although there exists 40 disjoint windows in total, we only process 10 of them, $\{Q_1, Q_2, \dots, Q_{10}\}$, and take the CS in the 10th round as the final CS to enter phase 2.

The interesting phenomenon is that T will not always decrease as N_r increases. On one hand, when N_r is less than 20, T_2 is much larger, because CS contains a large number of candidates, which leads to high I/O and computation cost in phase 2. In this case, the total runtime T is also much higher. On the other hand, when N_r exceeds 30, T turns to increase slowly. The reason is that in this case, T_2 keeps stable and small, while T_1 increases steadily due to the cost of extra index fetching and intersection computation.

According to Property 1, processing a partial set of CS_i 's to form CS will not miss any qualified subsequence. So, we modify the matching algorithm as follows. We still process Q_i 's recursively. In the i^{th} round, we obtain $RList_i$ and the up-to-date CS , and compute $T_1(i)$, which is the runtime of the index-probing phase up to now. Then we estimate T_2 based on CS , denoted as $\hat{T}_2(i)$, which means the runtime of validating the subsequences in current CS . If it holds that $T_1(i) + \hat{T}_2(i) \geq T_1(i-1) + \hat{T}_2(i-1)$, we stop processing the rest query windows and enter the phase 2 directly. The challenge lies in that how to estimate T_2 accurately for a given query.

In this paper, we learn a linear model to estimate T_2 . We first analyze T_2 in more detail. Phase 2 consists of two tasks, data fetching and distance computation. Assume the current candidate set is CS . The cost of data fetching is relevant to the number of window intervals, $n_I(CS)$. Distance computation needs to calculate the distance between Q and $n_P(CS)$ number of candidate subsequences, so the cost is proportional to $n_P(CS) * |Q|$. Therefore, we estimate T_2 with the following model,

$$\hat{T}_2 = a * n_I(CS) + b * n_P(CS) * |Q| + c \quad (14)$$

We learn the coefficients a , b and c after KV-index is built. To construct the training dataset, we randomly generate a set of queries with different lengths and threshold ε . For each query, we process it as follows. In each round, we execute both index-probing and post-processing. Specifically, in the i^{th} round, we obtain the up-to-date CS , and record $n_I(CS)$ and $n_P(CS)$. Then we execute the post-processing phase with CS and get T_2 . A record $\langle n_I(CS), n_P(CS), |Q|, T_2 \rangle$ is inserted into the training dataset. After all queries are processed, we learn the coefficients a , b and c in Eq. 14 by linear regression. The experimental results demonstrate that our approach can find the optimal number of rounds with the accuracy rate higher than 98%.

E. Windows Reordering

In the basic KV-match algorithm, we process disjoint windows from Q_1 to Q_p sequentially. However, this order may not be optimal. We illustrate it with the example in Figure 2. If we process with the order Q_1 , Q_2 and Q_3 , the cost of intersecting CS_1 and CS_2 is $6+4=10$, and that of intersecting CS_3 and CS is $2+2=4$, because the size of $CS_1 \cap CS_2$ is 2 (position 50 and 500). The total cost is 14. However, if we modify the order to Q_3 , Q_2 and Q_1 , the total cost will be $(4+2)+(1+6)=13$, which is smaller.

We utilize a heuristic approach to reorder the disjoint windows Q_i 's. The basic idea is to give Q_i containing less window intervals higher priority. Given a query Q , for each Q_i ($1 \leq i \leq p$), we first obtain the key range of $RList_i$ based on Lemma 1. Recall that the meta table maintains the number of window intervals for each $\langle K_j, V_j \rangle$ pair. So we can compute IS_i based on the meta table directly. Then we sort the disjoint windows according to $n_I(IS_i)$ in ascending order. Formally, we represent the order of sorted disjoint windows as a permutation of $(1, 2, \dots, p)$, denoted as $(\sigma(1), \sigma(2), \dots, \sigma(p))$. It holds that $n_I(IS_{\sigma(i)}) \leq n_I(IS_{\sigma(i+1)})$ ($1 \leq i < p$). We process disjoint windows from $Q_{\sigma(1)}$ to $Q_{\sigma(p)}$ sequentially.

We illustrate it with the example in Figure 2. Because $IS_1 = 6$, $IS_2 = 4$ and $IS_3 = 2$, the permutation will be $\sigma(1) = 3$, $\sigma(2) = 2$ and $\sigma(3) = 1$. Therefore, we first process Q_3 , and then Q_2 and Q_1 respectively.

With this new order, the index-probing algorithm works similarly to Algorithm 1, except in line 3-6, i is replaced with $\sigma(i)$, and in line 8, $shift_i$ changes to $(\sigma(i) - 1) * w$. That is, in the i^{th} round, we fetch $RList_{\sigma(i)}$ and generate CS_i by shifting each window interval of $IS_{\sigma(i)}$ with length $(\sigma(i) - 1) * w$.

This technique allows us to reduce the size of candidate set as soon as possible. Moreover, by combining window reduction and window reordering, we can skip some high-cost disjoint windows by ranking them at the bottom positions.

V. KV-MATCH_{DP}: EXTENDING KV-MATCH WITH MULTI-LEVEL INDEXES

In this section, we introduce KV-match_{DP}, which uses a set of indexes with variable window lengths.

A. Single Index is Not Optimal

The basic KV-match uses a fixed window length w to process the query, no matter how long the query length. It has two limitations. First, the length of the supported query is limited. If w is too large, query with length smaller than w can not be processed. If w is too small and $|Q|$ is large, we need to process many disjoint windows.

Second, we have less chance to exploit the characteristics of the query and the time series data to speed up processing. For example, assume we find that Q contains a length-30 subsequence which is a burst, and the mean value of this subsequence is very rare in time series X , so a shorter disjoint window of length-30 may be better placed here. In the meanwhile, Q also contains a length-100 stable subsequence which is unusual, and a length-100 disjoint window can result in a very small candidate set. If the query series is segmented into fixed-length disjoint windows, these characteristics cannot be utilized altogether. Our experiment also demonstrates this issue, which can be seen in Figure 7.

In this paper, we propose KV-match_{DP}, which is based on multiple indexes with variable window lengths. Formally, the lengths of windows to build the index are summarized by two parameters, w_u and L , where w_u is the minimum window length and L is the number of indexes. Then, the set of window lengths will be $\Sigma = \{w_u * 2^{i-1} | 1 \leq i \leq L\}$. For example,

suppose $w_u = 25$ and $L = 5$, we will build indexes of length 25, 50, 100, 200 and 400 respectively. We use KV-index_w to denote the index based on length- w windows. Since KV-index is built by sequentially scanning the time series, the set of indexes can be built simultaneously by extending the basic index building algorithm in Section III-B easily.

B. Dynamic Query Segmentation

We process the query with multiple indexes simultaneously. That is, we split Q into a sequence of disjoint windows of variable lengths, $\{Q_1, Q_2, \dots, Q_p\}$, and process each Q_i with $\text{KV-index}_{|Q_i|}$, which is more flexible to utilize the characteristics of the data. Note that value p may be different when Q varies. Once Q is split, the following process is similar to that in KV-match. The only difference is that for window Q_i , we fetch $RList_i$ from index $\text{KV-index}_{|Q_i|}$.

The challenge here is how to split query Q to achieve the best performance. We use *query segmentation* to represent the result of query splitting. A segmentation, denoted as $SG = \{r_1, r_2, \dots, r_p\}$, means that $Q_1 = Q(1, r_1)$, $Q_2 = Q(r_1 + 1, r_2)$ and so on. A high-quality segmentation should satisfy: 1) the length of each window belongs to Σ ; 2) processing Q with these windows results in high performance. In this paper, we take the segmentation as an optimization problem. First, we design an objective function to measure the quality of the segmentation. Then we propose a two-dimensional dynamic programming algorithm to find the optimal segmentation.

C. The Objective Function

Before introducing the objective function, we first analyze the key factor to impact the efficiency. The runtime of query processing, T , is composed of T_1 and T_2 , the runtime of phase 1 and 2 respectively. T_2 is much more important to influence the efficiency. As shown in Figure 4, the fluctuation range of T_2 is much larger than T_1 . A poor-quality segmentation may make phase 2 very slow. On the contrary, the runtime of phase 1 is more stable. So, we utilize the efficiency of phase 2 to measure the segmentation quality. Phase 2 consists of two parts, data fetching and distance computation, in which the former is much more time-consuming. As described in Eq. 14, the efficiency of phase 2 is mainly determined by $n_I(CS)$.

In consequence, we use the segmentation SG to split the query Q . After achieving the final candidate set CS , we use $n_I(CS)$ to measure the quality of SG . The smaller $n_I(CS)$, the higher quality of the segmentation SG . So we hope to find the optimal segmentation with the smallest value of $n_I(CS)$. The challenge is we cannot obtain the exact value of $n_I(CS)$ without going through the index-probing phase. Moreover, although we can obtain the size of $n_I(CS_i)$'s based on the meta table, we cannot compute $n_I(CS)$ with $n_I(CS_i)$'s.

In this paper, we propose an object function to estimate the value of $n_I(CS)$. The estimation is based on two assumptions. First, IS_i 's of disjoint windows are independent with each other ($1 \leq i \leq p$). Second, the size of each window interval in IS_i is much smaller than $|X|$, so we can take each

window interval as a single point in X , and these positions are distributed uniformly in X .

Next, we introduce our objective function, denoted as J . Assume we use segmentation SG to split Q into Q_1, Q_2, \dots, Q_p . We can obtain the size of each IS_i ($1 \leq i \leq p$) based on the meta table, and estimate $n_I(CS)$ as follows. Based on these two assumptions, we can use $\frac{n_I(IS_i)}{n}$ to approximately represent the probability of an interval contained in CS_{S_1} , where n is the length of X . It follows that $\frac{n_I(IS_1)}{n} * \frac{n_I(IS_2)}{n}$ is the probability of an interval contained in $CS_{S_1} \cap CS_{S_2}$. Therefore, $\prod_{i=1}^p \frac{n_I(IS_i)}{n}$ is the probability of an interval contained in the final CS , which is proportional to $n_I(CS)$. It is obvious that the larger the value of p , the smaller $\prod_{i=1}^p \frac{n_I(IS_i)}{n}$. So, to eliminate the effect of number of windows, we take geometric mean of this value as the final object function J , as follows,

$$J(SG) = \sqrt[p]{\prod_{i=1}^p \frac{n_I(IS_i)}{n}} = \frac{1}{n} \sqrt[p]{\prod_{i=1}^p n_I(IS_i)} \quad (15)$$

where $n_I(IS_i)$ can be obtained directly from the meta table. The target segmentation is the one with the minimal J^1 .

D. Two-dimensional Dynamic Programming Approach

Given the objective function J , we propose a two-dimensional dynamic programming algorithm to find the optimal segmentation. We first define the search space. Since the length of each window Q_i must belong to Σ , so, in any segmentation $SG = \{r_1, r_2, \dots, r_p\}$, r_i must be multiple times of w_u . Any segmentation not satisfying this constraint is invalid. Given query $Q = (q_1, q_2, \dots, q_{|Q|})$, we define the search space with sequence $U = (1, 2, \dots, m)$, in which, $m = \lfloor \frac{|Q|}{w_u} \rfloor$. Note that the values in U do not have impact on the generation of segmentation. The only effect of U is to constrain the search space of segmentation. Instead of finding segmentation on Q directly, we find it from U , denoted as SG_U , and then map it to segmentation of Q by multiplying each endpoint of U with w_u . For example, let $|Q| = 200$, $w_u = 25$ and $L = 3$. That is, we have three indexes, KV-index_{25} , KV-index_{50} and KV-index_{100} . The segmentation $SG_U = \{2, 6, 7, 8\}$ corresponds to the segmentation $SG = \{50, 150, 175, 200\}$. In this case, Q is segmented into four windows, $Q(1, 50)$, $Q(51, 100)$, $Q(151, 25)$ and $Q(176, 25)$.

We search the optimal SG_U with two-dimensional dynamic programming from left to right on U sequentially. The first dimension represents the boundaries of segmentation, and the second represents the number of windows contained in a segmentation. We use $v_{i,j}$ to represent a sub-state of calculation process, which corresponds to the best segmentation of the prefix of U , $U(1, i)$, with j number of windows. For any j ($1 \leq j \leq m$), the best segmentation is the one with minimum $v_{m,j}$. After obtaining all $v_{m,j}$'s, we select the minimal one as the final SG_U , and map it to the optimal segmentation of Q .

¹Since $\frac{1}{n}$ is a constant, we ignore it in the algorithm.

The dynamic programming equation is as follows,

$$v_{i,j} = \begin{cases} 1 & , i = 0 \wedge j = 0 \\ +\infty & , i = 0 \vee j = 0 \\ \min_{\substack{\varphi=2^{k-1} \\ 1 \leq k \leq \min(L, \log_2(i)+1)}} \sqrt[j]{(v_{i-\varphi, j-1})^{j-1} * C_{i-\varphi+1, \varphi}} & , 1 \leq j \leq i \leq m \end{cases} \quad (16)$$

where φ represents the possible lengths of the window ending at i in SG_U , and it has L possible values at most. $C_{i-\varphi+1, \varphi}$ is the value of $n_I(IS)$ for the disjoint window $Q((i - \varphi) * w_u + 1, \varphi * w_u)$. It can be obtained from the meta table of KV-index $_{\varphi * w_u}$, as explained in Section IV.

The optimal segmentation strategy SG_U , as well SG , can be recovered by leveraging backward-pointers. The complete algorithm is shown in Algorithm 2.

Algorithm 2 Segment(w_u, L, Q)

```

1:  $m \leftarrow \lfloor \frac{|Q|}{w_u} \rfloor, v_{i,j} \leftarrow +\infty, P_{i,j} \leftarrow -1 \ (0 \leq i \leq m)$ 
2:  $v_{0,0} \leftarrow 1$ 
3: for  $i \leftarrow 1, m$  do
4:   for  $j \leftarrow 1, i$  do
5:     for  $k \leftarrow 1, \min(L, \log_2(i) + 1)$  do
6:        $\varphi \leftarrow 2^{k-1}$ 
7:       if  $\sqrt[j]{(v_{i-\varphi, j-1})^{j-1} * C_{i-\varphi+1, \varphi}} < v_{i,j}$  then
8:          $v_{i,j} \leftarrow \sqrt[j]{(v_{i-\varphi, j-1})^{j-1} * C_{i-\varphi+1, \varphi}}$ 
9:          $P_{i,j} \leftarrow \varphi$ 
10:  $SG \leftarrow \emptyset, i \leftarrow m, j \leftarrow \arg \min_x (v_{m,x}) \ (1 \leq x \leq m)$ 
11: while  $i \neq -1$  do
12:    $SG.add(i * w_u)$ 
13:    $i \leftarrow i - P_{i,j}, j \leftarrow j - 1$ 
14: return  $SG$ 
```

VI. IMPLEMENTATION

We implement two versions of our approach. The first version stores indexes in local disk files, and the second one stores indexes on HBase [10] to show the compatibility of our approach. All two versions are implemented with Java. The source code, synthetic data generator and a longer version of the paper, which contains some omitted proofs, are made publicly available¹.

A. Local File Version

To compare the efficiency with previous subsequence matching methods, we first implement KV-match on conventional disk files.

In data file, all time series values are stored one by one in binary format, and their offsets are omitted because they can be easily inferred from bytes' length. In index file, the rows of KV-index are also stored contiguously. The offset of each row is recorded in meta data, stored at the footer of the file. The meta data will be retrieved first before processing the query. The start offset and length of each sequential read can

be inferred by binary search on the meta data, and then a seek operation will be used to fetch data from file.

B. HBase Table Version

To verify the performance of KV-match for large data scale and test the scalability of our approach, we also implement it on HBase, where time series data and index are stored in time series table and index table respectively.

In time series table, time series is split into equal-length (1024 by default) disjoint windows, and each one is stored as a row. The key is the offset of the window, and value is the corresponding series data. In index table, a row of KV-index is stored as a row in HBase, and the meta table is also compacted to store as a row. We load the meta table to memory before processing the query. To take full advantage of the cluster, we adapt index building algorithm to the MapReduce framework.

C. Compatibility with Other Systems

Moreover, our index structure can be easily transplanted to other modern TSDB's. The only requirement is the system provides the "scan" operation to perform sequential data retrieval. Many storage systems support this operation, As examples, Table II lists the API used to implement the scan operation on some popular storage systems.

TABLE II
EXAMPLES OF SCAN OPERATION ON POPULAR STORAGE SYSTEMS

System	Core code snippet of retrieving data in specific range
Local File	RandomAccessFile raf = new RandomAccessFile(file, "r"); raf.seek(offset); raf.read(result, 0, length);
HDFS File	FSDDataInputStream fdis = FileSystem.get(conf).open(path); fdis.seek(offset); fdis.read(result, 0, length);
HBase	Scan scan = new Scan(startKey, endKey); ResultScanner results = table.getScanner(scan); for (it→Seek(startKey);
LevelDB	it→Valid() && it→key().ToString() < endKey; it→Next()) { ... }
Cassandra	SELECT * FROM table WHERE key >= startKey AND key < endKey

VII. EXPERIMENTS

In this section, we conduct extensive experiments to verify the effectiveness and efficiency of the proposed approach.

A. Datasets and Default Setting

1) *Real datasets*: UCR Archive [15] is a popular time series repository, which includes many datasets widely used in time series mining researches. We concatenate the time series in UCR Archive to obtain desired length time series.

2) *Synthetic datasets*: We use synthetic time series to test the scalability of our approach. The series are generated by combining three types of time series as follows.

- Random walk time series. The start point is picked randomly from interval $[-5, 5]$ and the step length is chosen randomly in range $[-1, 1]$;

¹<https://github.com/DSM-fudan/KV-match>

TABLE III
COMPARISON ON LOCAL DISK

Selectivity	General Match			UCR-ED		KV-match _{DP}		
	# candidates	# index accesses	Time (ms)	Time (ms)	# candidates	# index scans	Time (ms)	
10^{-9}	13.9	279.2	852.3	73891.9	2,754.9	4.6	60.4	
10^{-8}	1837.5	240.1	541.2	74101.5	6,313.2	4.5	70.8	
10^{-7}	239,857.4	226.2	5,817.5	75192.6	29,853.1	4.4	138.8	
10^{-6}	1,223,370.6	338.0	30,351.7	78705.3	113,434.1	6.0	567.4	
10^{-5}	1,410,563.0	313.6	34,916.4	81830.8	153,565.1	7.0	1200.7	

- Gaussian time series. The values of the time series are picked from a Gaussian distribution with mean value and standard deviation randomly selected in ranges $[-5, 5]$ and $[0, 2]$ respectively;
- Mixed sine time series. The time series is a mixture of several sine waves whose period is randomly set in range $[2, 10]$, amplitude is randomly set in range $[2, 10]$, and mean value is randomly chosen in range $[-5, 5]$.

To generate a time series X , we execute the following steps repeatedly until X is fully generated: 1) randomly choose a type t , a length l and the parameters according to type t ; 2) generate a length- l subsequence of X using type t with parameters.

3) *Default setting*: In KV-match_{DP}, L is set to 5, and $\Sigma = \{25, 50, 100, 200, 400\}$. In index building algorithm, the initial fixed width d is set to 0.5 and the merge threshold α is set to 80%. Except the experiments to verify the effectiveness of the window reduction and reordering, all proposed techniques are used. All experimental results are averaged over 100 runs.

Similar with other tree-based approaches, we also evaluate the performance of our approach under different selectivities. The selectivity is the ratio between the number of qualified subsequences and that of all possible subsequences, $|X| - |Q| + 1$. We generate query series by extracting subsequences of X starting from random offsets. To test the performance of processing queries with arbitrary lengths, we generate queries of length 128, 256, \dots , 8192. For each length, 100 different query series are generated. We obtain the desired selectivity by controlling the threshold ε and uniformly distribute query series over various selectivities in the given range.

Experiments are executed on a cluster consisting of 9 nodes with HBase 1.1.5 (1 Master and 8 RegionServers). Each node has two Intel Xeon E5 1.8GHz CPUs, 64GB memory and 5TB HDD storage. Experiments using local file version are executed on a single node of the cluster, which is powered by Ubuntu Linux with default options (e.g. disk cache etc.)

4) *Counterpart approaches*: We compare KV-match with two popular subsequence matching approaches, General Match [7] and UCR-ED [1].

General Match is a classic R*-tree based approach. We use the General Match code from the author¹, which is implemented in C and stores the index in local disk files. Since building and updating R*-tree in the distributed environment is not straightforward, we only compare it with our local file

version. General Match has two parameters, J and w , and we use the optimal value, as mentioned in its paper.

UCR-ED finds the best matching subsequence. Unlike all other tree-based approaches, UCR-ED scans the whole time series data, and uses some lower bound techniques to speed up the query processing. To make the comparison fair, we alter it to ε -match problem and remove its normalization step. The code is publicly available², which is implemented in C++ and reads data on the local disk. To compare its scalability with KV-match, we implement a Java version to support data retrieval on HBase, and conduct experiments for both local file version and HBase table version.

B. Comparison with Other Approaches

In this section, we compare our approach with General Match and UCR-ED.

1) *Results on local disk*: We first compare KV-match_{DP} with General Match and UCR-ED on local disk. The experiment is conducted on length- 10^9 real dataset with queries of different selectivities. The results are shown in Table III. For General Match and KV-match_{DP}, we show the number of candidates, the number of index accesses and the runtime, while for UCR-ED, we only report the runtime, since it does not build the index.

It can be seen that when the selectivity increases, the number of candidates in General Match explodes dramatically, and in the case of higher selectivities, it is much larger than that of KV-match. The main reason is that General Match generates candidates only based on one single window. When the threshold ε increases, this mechanism will incur many false candidates.

The number of index accesses of General Match is 20-30 times larger than that of ours. Due to fewer index accesses and less number of candidates, KV-match achieves the overall performance improvement one order of magnitude compared to General Match. An interesting phenomenon is that while processing queries of low selectivity (10^{-8} or 10^{-9}), the number of candidates in our method is slightly larger than that of General Match, because window reduction brings more false candidates. However, benefiting from the fewer index accesses, KV-match still achieves better overall performance. Compared to General Match and KV-match, UCR-ED is much slower, due to the higher data fetching cost.

¹Thanks Yang-Sae Moon *et al.* for sending us the code.

²The UCR Suite: <http://www.cs.ucr.edu/~eamonn/UCRsuite.html>

2) *Results on HBase*: To investigate the scalability of KV-match, we use much longer time series, from length- 10^9 to length- 10^{12} , to compare KV-match and UCR-ED on HBase version. Two selectivities, 10^{-8} and 10^{-6} are used. The results of runtime are shown in Figure 5.

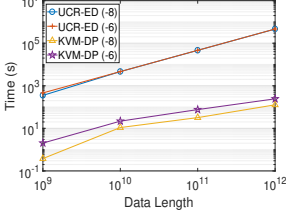


Fig. 5. Results on HBase

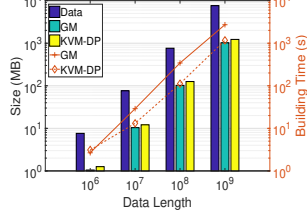


Fig. 6. Index size & building time

It can be seen that KV-match_{DP} is extremely faster than UCR-ED. KV-match_{DP} can shorten the runtime by almost two to three order of magnitudes. For trillion-length (10^{12}) time series, we can process the queries with 127 seconds (for selectivity 10^{-8}) and 243 seconds (for selectivity 10^{-6}) in average, which shows great scalability.

C. Index Size and Building Time

In this experiment, we compare the space cost and building time of KV-match_{DP} and General Match. The experiment is conducted on the local file version with real datasets of different sizes. The result is shown in Figure 6.

The original data sizes are shown as dark blue bars. It can be seen that the index sizes of both General Match and KV-match_{DP} are about 10% of data size, and the size of KV-match_{DP} is slightly larger than that of General Match. However, KV-match_{DP} consists of 5 KV-indexes, so the size of a single KV-index is much smaller than that of General Match. We also show the index building time as lines in Figure 6. Our index is much more efficient to build, due to its simple structure. For the trillion-length time series, it takes 36 hours to build all 5 KV-indexes in KV-match_{DP}.

D. KV-match_{DP} vs. the Basic KV-match

In this experiment, we compare the runtime between KV-match_{DP} and KV-match. We build 5 KV-indexes with window length being 25, 50, 100, 200, 400 respectively. For KV-match_{DP}, we set $\Sigma = \{25, 50, 100, 200, 400\}$ to use all these indexes. The experiment is conducted with HBase table version on length- 10^9 real dataset. Because the performance of a single index is highly related to the length of queries, we test the runtime of variable query lengths. Figure 7(a) and (b) show the results in the case $\varepsilon = 10$ (representing low selectivity) and $\varepsilon = 100$ (representing high selectivity) respectively.

It can be seen that in most cases, KV-match_{DP} outperforms all single indexes. On the contrary, the index with small window length is suitable only for shorter queries, while the index with large window length only works well on longer queries. The results verify the effectiveness of our query segmentation algorithm. KV-match_{DP} can utilize pruning power of multiple

window lengths and leverage the data characteristics of the query sequences.

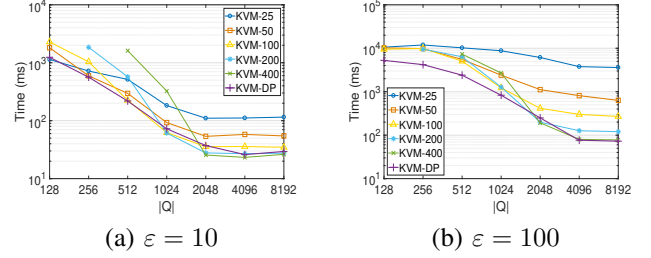


Fig. 7. Effect of dynamic window segmentation

E. Effect of Window Reduction

In this experiment, we test the effectiveness of the window reduction technique. The experiment is conducted with HBase table version on length- 10^9 real dataset. We compare the runtime of query processing with and without window reduction. Moreover, we test the accuracy of estimating time T_2 . The accuracy is computed as $1 - \frac{|\hat{N}_r - N_r|}{N_r}$, where \hat{N}_r is the actual rounds executed in phase 1 with window reduction, and N_r is the number of rounds in phase 1 which can achieve the smallest total time T . The results are shown in Figure 8.

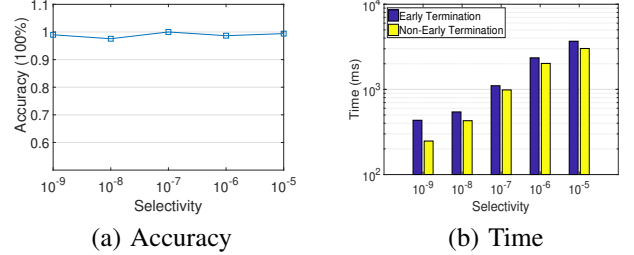


Fig. 8. Effect of window reduction

Figure 8(a) shows that our estimation method achieves good accuracy. In most cases, the accuracy is higher than 98%. As shown in Figure 8(b), window reduction improves the efficiency about 20%.

F. Effect of Window Reordering

In this experiment, we verify the effectiveness of window reordering. We conduct the experiments with HBase table version on length- 10^9 real dataset. The runtime and the number of candidates with or without disjoint window reordering are compared, and the results are shown in Figure 9.

As shown in Figure 9(a), this technique can improve the efficiency greatly, especially in the case of high selectivity. To investigate the processing detail of each round, Figure 9(b) shows the number of candidates in CS of different rounds. It can be seen that in the first few rounds, the number of candidates with window reordering is obviously less, which can greatly reduce the cost of intersecting window intervals.

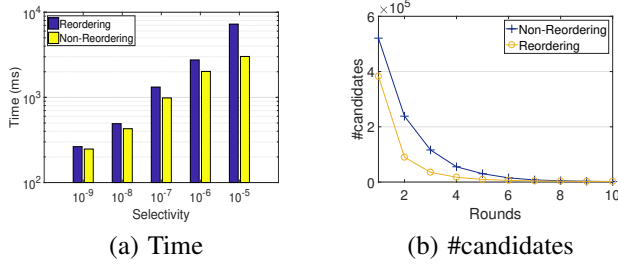


Fig. 9. Effect of window reordering

VIII. RELATED WORK

FRM [5] is the first work to study the subsequence matching problem. It uses R*-tree to store the index. Different from FRM, Dual-Match [6] extracts disjoint windows from data and sliding windows from query, which reduces the number of points in R*-tree and improves the performance over FRM. Then General Match [7] generalizes both of them, and benefits from both point filtering effect in Dual-Match and window size effect in FRM.

Subsequent works make improvements in different ways. Byoung-Kee Yi *et al.* [16] proposed a method supporting arbitrary \mathcal{L}_p norms ($p = 1, 2, \dots, \infty$). T. S. F. Wong *et al.* [9] proposed a lower bound technique to support dynamic time warping. Woong-Kee Loh *et al.* [17] extended the problem to support normalization transform. Seung-Hwan Lim *et al.* [8] proposed to build multiple indexes and use the optimal one given the query series. Wook-Shin Han *et al.* [18] proposed ranked subsequence matching to process k -NN queries instead of ϵ -range ones. Haohan Zhu *et al.* [19] proposed a generic framework supporting more distance measures satisfying specific property. But these works still use tree-style indexes to store features from data series, and the candidates after index-probing phase are also generated with one window of the query series, which induces huge false positives.

On the other hand, Panagiotis Papapetrou *et al.* [20] proposed an embedding-based framework. However, it is approximate and does not guarantee retrieving the correct subsequences. Rakthanmanon *et al.* [1] claimed that index is dispensable and aimed to find the best matching subsequence. Although some optimizations are used to speed up, it still needs to read the whole dataset, which is intolerable for large data scale. Afterwards, ONEX [21] utilizes the marriage of Euclidean and DTW distances to provide relatively accurate results at much reduced response time.

Nowadays, some modern time series databases have been developed to store and process large amounts of data, such as InfluxDB [2], OpenTSDB [3] and Cassandra [11]. In contrast to the traditional DBMS, they organize data as large size blocks instead of small pages. Some works [22], [23], [24] designed indexes for distributed systems, but they are still tree-style indexes. To deal with subsequence matching, they need to retrieve many nodes spreading in the tree, which incurs large I/O cost.

IX. CONCLUSION

In this paper, we first propose a novel index structure, KV-index, which is designed for large scale time series. Then we propose KV-match to address the subsequence matching problem. Some optimizations are used to further improve the performance. Moreover, KV-match_{DP} combines multiple indexes to support arbitrary length queries. Experimental results verify the efficiency and effectiveness of our approach.

Considering the benefit of Z-normalization in many mining tasks, the first future work is to extend our approach to support normalization. Second, we plan to support more distance measures, such as DTW.

REFERENCES

- [1] T. Rakthanmanon, B. Campana *et al.*, "Searching and mining trillions of time series subsequences under dynamic time warping," in *SIGKDD*, 2012, pp. 262–270.
- [2] "InfluxDB." [Online]. Available: <https://www.influxdata.com>
- [3] "OpenTSDB." [Online]. Available: <http://opentsdb.net>
- [4] T. Palpanas, "Data series management: The road to big sequence analytics," *SIGMOD Rec.*, vol. 44, no. 2, pp. 47–52, Aug. 2015.
- [5] C. Faloutsos, M. Ranganathan, and Y. Manolopoulos, "Fast subsequence matching in time-series databases," in *SIGMOD*, 1994, pp. 419–429.
- [6] Y.-S. Moon, K.-Y. Whang, and W.-K. Loh, "Duality-based subsequence matching in time-series databases," in *ICDE*, 2001, pp. 263–272.
- [7] Y.-S. Moon *et al.*, "General match: A subsequence matching method in time-series databases based on generalized windows," in *SIGMOD*, 2002, pp. 382–393.
- [8] S.-H. Lim, H.-J. Park, and S.-W. Kim, "Using multiple indexes for efficient subsequence matching in time-series databases," in *DASFAA*, 2006, pp. 65–79.
- [9] T. S. F. Wong and M. H. Wong, "Efficient subsequence matching for sequences databases under time warping," in *IDEAS*, 2003, pp. 139–148.
- [10] "Apache HBase." [Online]. Available: <http://hbase.apache.org>
- [11] "Apache Cassandra." [Online]. Available: <http://cassandra.apache.org>
- [12] "LevelDB." [Online]. Available: <http://leveldb.org>
- [13] G. Navarro and M. Raffinot, "Fast and flexible string matching by combining bit-parallelism and suffix automata," *J. Exp. Algorithmics*, vol. 5, Dec. 2000.
- [14] K. Chakrabarti, E. Keogh, S. Mehrotra, and M. Pazzani, "Locally adaptive dimensionality reduction for indexing large time series databases," *TODS*, vol. 27, no. 2, pp. 188–228, Jun. 2002.
- [15] Y. Chen, E. Keogh, B. Hu, N. Begum, A. Bagnall, A. Mueen, and G. Batista, "The ucr time series classification archive," July 2015, www.cs.ucr.edu/~eamonn/time_series_data/.
- [16] B.-K. Yi and C. Faloutsos, "Fast time sequence indexing for arbitrary l_p norms," in *VLDB*, 2000, pp. 385–394.
- [17] W.-K. Loh, S.-W. Kim, and K.-Y. Whang, "A subsequence matching algorithm that supports normalization transform in time-series databases," *DMKD*, vol. 9, no. 1, pp. 5–28, Jul. 2004.
- [18] W.-S. Han, J. Lee, Y.-S. Moon, and H. Jiang, "Ranked subsequence matching in time-series databases," in *VLDB*, 2007, pp. 423–434.
- [19] H. Zhu, G. Kollios, and V. Athitsos, "A generic framework for efficient and effective subsequence retrieval," in *VLDB*, 2012, pp. 1579–1590.
- [20] P. Papapetrou, V. Athitsos, M. Potamias, G. Kollios, and D. Gunopulos, "Embedding-based subsequence matching in time-series databases," *TODS*, vol. 36, no. 3, pp. 17:1–17:39, Aug. 2011.
- [21] R. Neamtu, R. Ahsan, E. Rundensteiner, and G. Sarkozy, "Interactive time series exploration powered by the marriage of similarity distances," *Proc. VLDB Endow.*, vol. 10, no. 3, pp. 169–180, Nov. 2016.
- [22] P. Lu, G. Chen, B. C. Ooi, H. T. Vo, and S. Wu, "ScalaGIST: Scalable generalized search trees for mapreduce systems," in *VLDB*, 2014, pp. 1797–1808.
- [23] S. Wu, D. Jiang, B. C. Ooi, and K.-L. Wu, "Efficient b-tree based indexing for cloud data processing," in *VLDB*, 2010, pp. 1207–1218.
- [24] J. Wang, S. Wu, H. Gao, J. Li, and B. C. Ooi, "Indexing multi-dimensional data in a cloud system," in *SIGMOD*, 2010, pp. 591–602.