

# Entity Consolidation: The Golden Record Problem

Dong Deng<sup>★</sup> Wenbo Tao<sup>★</sup> Ziawasch Abedjan<sup>◇</sup> Ahmed Elmagarmid<sup>★</sup> Ihab F. Ilyas<sup>▽</sup>

Samuel Madden<sup>★</sup> Mourad Ouzzani<sup>★</sup> Michael Stonebraker<sup>★</sup> Nan Tang<sup>★</sup>

<sup>★</sup> MIT CSAIL <sup>★</sup> Qatar Computing Research Institute, HBKU <sup>◇</sup> TU Berlin <sup>▽</sup> University of Waterloo

{dongdeng, wenbo, stonebraker, madden}@csail.mit.edu

abedjan@tu-berlin.de {aelmagarmid, mouzzani, ntang}@hbku.edu.qa ilyas@uwaterloo.ca

## ABSTRACT

Four key processes in data integration are: *data preparation* (i.e., extracting, transforming, and cleaning data), *schema integration* (i.e., identifying attribute correspondences), *entity resolution* (i.e., finding clusters of records that represent the same entity) and *entity consolidation* (i.e., merging each cluster into a “golden record”, which contains the canonical value for each attribute). In real-world scenarios, Master Data Management (MDM) is often employed to perform the last two steps using a “match-merge” module, which is driven by a collection of user-written match and merge rules. However, it is well understood that such solutions often fail to scale to the sizes and complexity of problems currently being addressed.

Scalable solutions to entity resolution have been previously developed to generate a collection of **clusters** of records representing the same entity. In this paper, we propose a scalable entity consolidation algorithm to merge these clusters into “golden records”. We first automatically generate matching rules from the clusters, and then group these rules into sets with common characteristics (such as  $9 \leftrightarrow 9$ th and  $6 \leftrightarrow 6$ th) to cut down on the number which must be verified by human. Next, for the human-approved rule groups, we apply them to merge the duplicate attribute values in the clusters. Finally, we employ existing truth discovery methods, such as majority consensus (MC), to resolve remaining conflicts in the clusters. We applied our methods on three real-world datasets. In a dataset with 31,023 clusters and 80,451 duplicate records, 72,239 matching rules were generated. By having a human confirm only 100 algorithm-generated rule groups, we achieved a recall of 75% and a precision of 98% for merging duplicate attribute values. When we invoked our algorithm prior to running MC, we improved the precision of golden record construction by 40%.

## 1 INTRODUCTION

Data integration is typically done as a sequence of processes that combine data from disparate sources. These processes include:

- (1) Data extraction, i.e., extracting data from unstructured and semi-structure data sources into tables or relations. Systems such as DEEPDIVE[50] and OPENCALAIS[4] can be used here.
- (2) Data transformation, e.g., from Euros to Dollars. DATAFORMER [9] is an example of a transformation tool.

- (3) Data cleaning, which detects and possibly repairs anomalies and violations of constraints. Many tools exist in this area including [3, 5, 6, 17]. See [7] for an evaluation of different off-the-shelf data cleaning tools.
- (4) Schema integration, i.e., identifying attribute correspondences. Most ETL tools have a “drag-drop” interface to achieve this.
- (5) Entity resolution, i.e., producing clusters of records thought to represent the same entity. See surveys such as [25] and commercial products, such as Tamer [42].
- (6) Entity consolidation, for each cluster, construct a single record that represents the records in this cluster. Methods such as truth discovery [22, 24, 37, 51] or data currency [26] could be used for this process. This step is usually thought of as producing for each cluster a “golden record,” which contains the canonical value for each attribute.

The conventional wisdom for Steps 5 and 6 is to run a Master Data Management (MDM) product [3]. MDM systems include a **match-merge** component, based on a collection of human-written rules. Match rules are applied to group records into clusters, and merge rules are used to obtain the golden records. However, it is well understood that MDM solutions do not scale to complex problems, especially ones with large numbers of clusters and records. For example, a quick glance at Table 8 in Appendix D, which is a cluster of author lists from a real-world dataset used in our experiment, shows how challenging the rules are to formulate, even for a single cluster. As another example, a large manufacturing conglomerate, with which we have worked, has 75 procurement systems, basically one per division, through which division employees can buy needed items. The CFO has determined that the company can save several hundred million dollars per year if each of the procurement officers, at contract renewal time for a given supplier, could find out the terms and conditions that his 74 counterparts had negotiated, and then simply demand “most favored nation status” [1]. To do so, the 75 supplier databases must be integrated. Collectively, they contain about 10M records in around 1.3M clusters. The company has not been successful previously using conventional techniques, because the number of required rules was much larger than humans could deal with. To achieve this level of scalability, another approach is required. Scalable entity resolution can be achieved through machine learning approaches such as [19, 42]. This leaves us with scalable entity consolidation, which is the subject of this paper.

To illustrate the problem, consider the example output of Step 5 (entity resolution) shown in Table 1. Here we see two clusters of records about PC chairs of database conferences, with cluster  $C_1: \{r_1, r_2, r_3\}$  representing David Dewitt and  $C_2: \{r_4, r_5, r_6\}$  representing Jeff Ullman. Our goal is to find a golden record for each cluster, i.e., move from Table 1 to Table 3. Truth discovery methods [22, 24, 51] could be invoked to resolve the conflicts in

Permission to make digital or hard copies of part or all of this work for personal or classroom use is granted without fee provided that copies are not made or distributed for profit or commercial advantage and that copies bear this notice and the full citation on the first page. Copyrights for third-party components of this work must be honored. For all other uses, contact the owner/author(s).

SIGMOD’18, June 2018, Houston, Texas USA

© 2018 Copyright held by the owner/author(s).

ACM ISBN 123-4567-24-567/08/06...\$15.00

[https://doi.org/10.475/123\\_4](https://doi.org/10.475/123_4)

## ① Clusters

```

9 St, 02141 Wisconsin
9th St, 02141 WI
9 Street, 02141 WI
-----
3 E Avenue, 33990 CA
3rd E Ave, 33990 California
5th Str, 22701 New York

```

## ② Matching Rules

```

9 ↔ 9th
WI ↔ Wisconsin
9th St ↔ 9 Street
St ↔ Street
3rd ↔ 3
Avenue ↔ Ave
California ↔ CA

```

## ③ Rule Groups

```

Wisconsin ↔ WI
California ↔ CA
-----
9th ↔ 9
3rd ↔ 3
-----
Street ↔ St
Avenue ↔ Ave
-----
9 Street ↔ 9th St

```

## ④ Interactions

```

Yes ✓ No ×
-----
Yes ✓ No ×
-----
Yes ✓ No ×

```



Figure 1: Solution overview

Table 1: Clustered records

id	Name	Address	Chair Service
$r_1$	David Dewitt	9 St, 02141 Wisconsin	VLDB1986
$r_2$	Dr. Dewitt, D.	9th St, 02141 WI	VLDB'86
$r_3$	David Dewitt	9 Street, 02141 WI	VLDBapos;86
$r_4$	Jeff Ullman	3 E Avenue, 33990 CA	PODS'85
$r_5$	Dr. Ullman, J.	3rd E Ave, 33990 California	PODSapos;85
$r_6$	Jeff Ullman	5th Str, 22701 New York	PODS'85



Table 2: Transformed records

id	Name	Address	Chair Service
$r_1$	David Dewitt	9th Street, 02141 WI	VLDB'86
$r_2$	David Dewitt	9th Street, 02141 WI	VLDB'86
$r_3$	David Dewitt	9th Street, 02141 WI	VLDB'86
$r_4$	Jeff Ullman	3rd E Avenue, 33990 CA	PODS'85
$r_5$	Jeff Ullman	3rd E Avenue, 33990 CA	PODS'85
$r_6$	Jeff Ullman	5th Str, 22701 New York	PODS'85



Table 3: Golden records of the above clusters

$C_1$	David Dewitt	9th Street, 02141 WI	VLDB'86
$C_2$	Jeff Ullman	3rd E Avenue, 33990 CA	PODS'85

the clusters in Table 1. Notice that there are no common address values in either cluster. Hence, simple heuristic such as majority consensus (MC) will not find the golden record. Our solution enhances existing truth discovery systems. We propose algorithms to move from Table 1 to Table 2, using automatically generated **matching rules** (substring pairs which can be replaced by each other, e.g., 9th ↔ 9 and Jeff ↔ Jeffery). After that, MC (or a more sophisticated truth discovery scheme) can be used to produce the golden records and move from Table 2 to Table 3. In effect, our algorithms transform Table 1 to Table 2, by resolving the three Dewitt records to one common format and the Ullman records to two formats. Then, MC will produce Table 3, which is the desired result. Note that we have a general purpose technique, in contrast to domain specific solutions such as ADDRESSDOCTOR [2].

**Solution Overview.** Figure 1 shows an overview of our solution. It processes one column at a time by the following steps. ① Each time it takes a set of clusters of duplicate attribute values as input. ② Align the attribute values within the same cluster to generate candidate matching rules. ③ Aggregate candidate matching rules into groups to allow human to verify them in bulk. ④ Finally, interact with a human to validate the matching rule groups and apply

the approved ones to merge duplicate attribute values and produce golden records. The challenge in our solution is how to group the candidate matching rules such that a human can easily make a decision from “all true” and “all false” while the rule group is as large as possible. To enable this, we propose to group the matching rules by their structures and transformation programs (which describe how one side of the rule is transformed to another).

**Other Transformation-based Approaches.** String transformation tools [10, 29, 32, 38, 45], such as FLASHFILL [29] and BLINK-FILL [38], are designed for the spreadsheet *auto-fill* task. They try to learn a program to transform an entire column of data from one format (inputs) to another (outputs) using a few user-provided input-output examples. However, in entity consolidation, the data is typically from different sources with more than one format. Under this setting, the string transformation tools perform rather poorly and usually cannot converge to a program or only produce weird output strings. In addition, they are stand-alone modules, while we process the data after entity resolution and thus can leverage the matching rules automatically generated from the clusters.

**Contributions.** In summary, we make the following contributions.

- We develop an end-to-end system to create golden records.
- We propose two methods to aggregate candidate matching rules into groups such that a human can verify the rule groups rather than each matching rule one-by-one.
- We design an algorithm to efficiently find a representative program out of many for each matching rule, extend the language to make the program more expressive, and show how to apply the matching rules for merging duplicates.
- We conducted experiments on three real-world datasets. In a dataset with 31,023 clusters and 80,451 duplicate records, 72,239 matching rules were generated. By having a human confirm only 100 algorithm-generated rule groups, we achieved a recall of 75% and a precision of 98% for merging duplicates.

## 2 THE GOLDEN RECORD FRAMEWORK

We first give our problem definition.

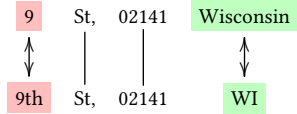
**DEFINITION 1 (THE GOLDEN RECORD PROBLEM).** We consider a collection  $\mathcal{D}$  of tables, typically from different sources. By applying an entity resolution solution on  $\mathcal{D}$ , we obtain a set of clusters  $\mathcal{C}$ , where each cluster  $C \in \mathcal{C}$  contains a set of duplicate records in  $\mathcal{D}$ . Given the set  $\mathcal{C}$  of clusters, the golden record problem is to consolidate the duplicate records within each cluster  $C \in \mathcal{C}$  into a single record.

Tables 1 and 3 respectively show an example set  $C$  of clusters and their golden records. Our end-to-end golden record construction framework is given in Algorithm 1. It takes a set of clusters  $C$  as input and outputs a golden record for each cluster. Each time it processes one column/attribute  $C^i$  in  $C$  by the following steps.

**Step 1: Generating Matching Rules.** A *matching rule* is an expression of the form  $lhs \leftrightarrow rhs$  where  $lhs$  and  $rhs$  are two different strings. It states that the two strings  $lhs$  and  $rhs$  are matched (e.g., Wisconsin  $\leftrightarrow$  WI), and thus could be replaced by each other at certain places in  $C^i$ . Note that, one of the two strings could be an empty string ' $\phi$ '.

One way to generate candidate matching rules is to enumerate every pair of attribute values in the same cluster, split them into segments, and align these segments to compose candidate matching rules. For this purpose, we leverage the longest common subsequence (LCS) method to obtain these alignments. More specifically, for each pair of attribute values within the same cluster in  $C^i$ , we first split them into token sequences by whitespaces and then calculate their LCS. The LCS naturally aligns the two token sequences. Each aligned pair of non-identical subsequences composes a candidate matching rule. A similar approach is studied in [47], but at the character level.

*Example 2.1.* Consider two attribute values  $r_1[Address] = "9 St, 02141 Wisconsin"$  and  $r_2[Address] = "9th St, 02141 WI"$ . Their LCS is "St, 02141". The two aligned non-identical subsequences will produce two candidate matching rules:  $9 \leftrightarrow 9th$  and Wisconsin  $\leftrightarrow$  WI, as highlighted in the figure below.



Another way to get additional candidate matching rules is to simply use each distinct pair of non-identical attribute values  $v_j$  and  $v_k$  within the same cluster in  $C^i$  as a matching rule  $v_j \leftrightarrow v_k$ .

*Example 2.2.* Consider the attribute Name of the cluster  $C_1 = \{r_1, r_2, r_3\}$  in Table 1. It generates one candidate matching rule:  $r_1[Name] \leftrightarrow r_2[Name]$ , i.e., "David Dewitt"  $\leftrightarrow$  "Dr. Dewitt, D.".

There are also other ways to align the token sequence and generate candidate matching rules [10]. For example, we can use the alignment (the consecutive matching operations) calculated from the Damerau-Levenshtein distance [18] to obtain the candidate matching rules. Our proposed technique is independent from the matching rule generation methods and can work with any one or a combination thereof. By the end of this step, we have a set of matching rules MR (Line 3 in Algorithm 1).

**Step 2: Choosing Transformations.** Once we generate the candidate matching rules, a human expert has to confirm them. Since human experts can answer only a limited number of questions, we aggregate the candidate matching rules into groups with common characteristics (such as  $9 \leftrightarrow 9th$  and  $6 \leftrightarrow 6th$ ) to cut down on the number of questions which must be asked. Naturally, our goal is to aggregate matching rules into groups that can be easily judged together by experts as "all true" or "all false". Our hypothesis, which we verified empirically, is that homogeneous matching rules that

---

**Algorithm 1:** GOLDENRECORDCREATION( $C$ )

---

**Input:**  $C$  : a set of clusters with  $m$  columns  $C^1, C^2, \dots, C^m$ ;  
**Output:** GR: a set of golden records, one for each cluster;

```

1 begin
2   foreach column  $C^i$  in  $C$  do
3     MR = GeneratingMatchingRules( $C^i$ );
4      $\Sigma_{trans}$  = ChoosingTransformations(MR);
5      $\Sigma_{struc}$  = GroupingByStructures( $\Sigma_{trans}$ );
6     foreach Structure Group  $\Sigma$  in  $\Sigma_{struc}$  do
7        $\Sigma_{prog}$  =  $\Sigma_{prog} \cup$  GroupingByPrograms( $\Sigma$ );
8     Rank the program groups in  $\Sigma_{prog}$ ;
9     foreach Program Group  $\Sigma$  in  $\Sigma_{prog}$  in order do
10      Confirm the matching rules in  $\Sigma$  with human;
11      if Approved then
12        Apply the rules in  $\Sigma$  to update the values in  $C^i$ ;
13      else if Human Stops Confirmation then Break
14   GR = TruthDiscovery( $C$ );
15   return GR
16 end
```

---

share the same semantics tend to be all true or all false. Our grouping criteria that reflects homogeneity and semantics are *structures* (which describe the syntax of the rule) and *transformation programs* (which describe how  $lhs$  is transformed to  $rhs$ ). See Table 9 in Appendix D for some example groups we produced from a real dataset. While one can imagine cases where some of the rules in a group that share the same structure and program can be false rules, we show in experiment that this is rare in practice. In addition, in the lack of ground-truth, our grouping criteria is effective in using human time, while minimizing false judgments (due to judging groups of rules). Note that the structure and the transformation program are direction-sensitive (i.e., the way of transforming  $lhs$  to  $rhs$  is typically different from that of transforming  $rhs$  to  $lhs$ ). We denote the directed matching rule  $lhs \rightarrow rhs$  as a *transformation*. Clearly, for any matching rule  $lhs \leftrightarrow rhs$ , there are two transformations  $lhs \rightarrow rhs$  and  $rhs \rightarrow lhs$ . If we use both of them for grouping, we not only need extra time to process them but also get redundant groups. To avoid this, for each matching rule in MR, we select one of its two transformations for grouping. The selection strategy is given in Section 5 as it is based on our grouping methods presented in Sections 3 and 4. By the end of this step, we have a set of transformations  $\Sigma_{trans}$  (Line 4).

**Step 3: Grouping Transformations by Structures.** We formally define the structure of a transformation in Section 3. A transformation can be uniquely mapped to a structure. We group the transformations in  $\Sigma_{trans}$  with the same structure together, which we call a *structure group*. For example, the three transformations  $9 \rightarrow 9th$ ,  $3 \rightarrow 3rd$ , and  $3 \rightarrow 5th$  will be in the same structure group. By the end of this step we have a set  $\Sigma_{struc}$  of structure groups, which is actually a partition of  $\Sigma_{trans}$  (Line 5).

**Step 4: Grouping Transformations by Programs.** To make a decision from all true and all false, we need to split  $3 \rightarrow 5th$  from the structure group above. For this purpose, for each structure group  $\Sigma \in \Sigma_{struc}$ , we further refine it to multiple disjoint *program*

groups. The transformations in each program group not only share the same structure but also can be transformed using the same program. We formally define the transformation program and show how to use it to group transformations in Section 4. By the end of this step, we have a set  $\Sigma_{prog}$  of program groups, which is also a partition of  $\Sigma_{trans}$  (Lines 6-7).

**Step 5: Applying Approved Matching Rules.** We rank the program groups in  $\Sigma_{prog}$  and confirm them with the expert in order. Note that in this step each transformation  $lhs \rightarrow rhs$  is uniquely converted back to a matching rule  $lhs \leftrightarrow rhs$ . We present the matching rule groups to the expert for verification. The expert either rejects or approves a rule group. If it is approved, the expert needs to further specify the replacement direction, i.e., either replacing  $lhs$  with  $rhs$  or the other way around. The verification stops once the expert decides to do so. By the end of this step,  $C^i$  is updated (Lines 9-13). The details are given in Section 6.

**Running Truth Discovery.** Finally, after we process all the columns in  $C$  by the above steps, a truth discovery algorithm is applied on the updated clusters  $C$  to resolve any potential conflicts. In the end, we have the golden records  $GR$  (Line 14).

### 3 GROUPING BY STRUCTURES

We first introduce the “structure” of a transformation  $\varphi$ , denoted by  $STRUC(\varphi)$ , so that we can group transformations if they have the same structure. In particular, our notion of structure is based on decomposing each side of a transformation into one or more *terms*, drawn from the following:

- Regex-based terms:
  - (1) *Digits*:  $T_d = [0-9]^+$  (2) *Lowercase letters*:  $T_l = [a-z]^+$
  - (3) *Capital letters*:  $T_C = [A-Z]^+$  (4) *Whitespaces*:  $T_b = \backslash s^+$
- Single character terms:
  - (5) The character cannot be expressed by regex-based terms, e.g.,  $T_{-}$  for the character ‘-’

Each character in any string will fall in *one and only one* of the above 5 terms, such that the string can be uniquely represented. Next we show how to map a transformation to its structure, which consists of two sequences of terms.

**Computing the Structure of a String.** Before showing how strings are split into terms, we introduce some notations for indexing strings. Given a string  $s$ , we use  $s[i]$  to denote its  $i^{th}$  character,  $s[i, j]$  its substring from position  $i$  to  $j$ , and  $|s|$  its length. Initially, the structure of  $s$ ,  $STRUC(s)$ , is empty. We sequentially visit each character  $s[i]$  in  $s$  for  $i \in [1, |s|]$ . If  $s[i]$  does not belong to any of the categories 1-4 above, i.e.,  $s[i]$  is a single character term, we append  $T_{s[i]}$  to  $STRUC(s)$ ; otherwise, suppose  $s[i]$  belongs to the category  $x$  ( $x \in [1, 4]$ ), we append  $T_x$  ( $T_d, T_l, T_C$  or  $T_b$  depending on  $x$ ) to  $STRUC(s)$  and skip all the consecutively subsequent characters in the same category. Finally, we obtain the structure  $STRUC(s)$  of  $s$ . For example, the structures of  $s = 9$  and  $t = 9th$  are respectively  $STRUC(s) = T_d$  and  $STRUC(t) = T_d T_l$ .

**DEFINITION 2 (STRUCTURE EQUIVALENCE).** Given two transformations  $\varphi_1 : lhs_1 \rightarrow rhs_1$  and  $\varphi_2 : lhs_2 \rightarrow rhs_2$ , we say  $\varphi_1$  and  $\varphi_2$  are *structurally equivalent*, denoted by  $STRUC(\varphi_1) \equiv STRUC(\varphi_2)$ , iff  $STRUC(lhs_1) = STRUC(lhs_2)$  and  $STRUC(rhs_1) = STRUC(rhs_2)$ .

**Aggregating Transformations by Structures.** Given a set  $\Sigma$  of transformations, we compute the structure for each transformation  $\varphi \in \Sigma$ , i.e.,  $STRUC(\varphi)$ . All transformations in  $\Sigma$  are then aggregated into disjoint groups based on *structure equivalence*. For example, the two transformations  $9 \rightarrow 9th$  and  $3 \rightarrow 3rd$  will be aggregated together, as they have the same structure  $T_d \rightarrow T_d T_l$ . However, as the structure groups do not have any semantic meaning, it is still hard to make a decision from all true and all false. For example,  $3 \rightarrow 5th$  also has the structure  $T_d \rightarrow T_d T_l$  and will stay in the same structure group with  $9 \rightarrow 9th$  and  $3 \rightarrow 3rd$ . To alleviate this problem, for each structure group, we further group the transformations in it by transformation programs.

### 4 GROUPING BY PROGRAMS

*Transformation programs* capture how one string is transformed to another. We adopt the programming language used in BLINK-FILL [38] and FLASHFILL [29] to express the transformation programs, which we summarize in Section 4.1. A program is basically a sequence of *string functions*. Given an input string  $s$ , a string function produces either a substring of  $s$  or a constant string. The program returns the concatenation of the outputs of its string functions. A transformation  $s \rightarrow t$  can be expressed by a program if the program takes  $s$  as input and outputs a string that is exactly the same as  $t$ . A transformation can be expressed by an exponential number of programs and all of them can be encoded in a graph. For each transformation, we propose to choose one specific program in its graph and group the transformations by their chosen programs: transformations with the same chosen programs are grouped together. We develop an efficient algorithm to search this specific program for each transformation in its graph in Section 4.2 and propose pruning techniques in Section 4.3. We design prefix and suffix string functions to support affix semantics in Section 4.4.

#### 4.1 Background: The Programming Language

In the following, we use  $s[i, j]$  to denote the substring  $s[i, j - 1]$  and define the beginning and ending positions of  $s[i, j]$  as  $i$  and  $j$ , denoted by  $beg(s[i, j]) = i$  and  $end(s[i, j]) = j$ , respectively. For example, consider the string “David”, we have  $s[1, 2) = s[1, 1] = D$ ,  $beg(s[1, 2)) = 1$ , and  $end(s[1, 2)) = 2$ .

The language defines *position functions* and *string functions*, which all apply to the input string  $s$  (a.k.a. *context* or *global parameter*). A position function returns an integer that indicates a position in  $s$ . It can help locate the substrings of  $s$  produced by the string functions. Next we give the formal definitions.

**Position Functions.** There are two *position functions*.

- **ConstPos( $k$ )**: given an integer  $k$ , it outputs:
  - $k$ , if  $0 < k \leq |s|$ , i.e., a forward search, or
  - $|s| + 1 + k$ , if  $-|s| \leq k < 0$ , i.e., a backward search.
- **MatchPos( $\tau, k, Dir$ )**: this function can express semantics like “the ending position of the  $k^{th}$  digital substring in  $s$ ”. Formally, it takes a term  $\tau$  in  $\{T_C, T_d, T_l, T_b\}$ , an integer  $k$ , and a binary-state variable  $Dir$  ( $B$  for the beginning position and  $E$  for the ending position) as input. Let  $s_{(\tau, i)}$  be the  $i^{th}$  matched substring of the term  $\tau$  in  $s$  and  $m$  be the total number of matches of  $\tau$  in  $s$ . The function returns one of the following positions:

- $\text{beg}(s_{(\tau,k)})$ , if  $(0 < k \leq m \text{ and Dir} = B)$ ,
- $\text{end}(s_{(\tau,k)})$ , if  $(0 < k \leq m \text{ and Dir} = E)$ ,
- $\text{beg}(s_{(\tau,m+1+k)})$ , if  $(-m \leq k < 0 \text{ and Dir} = B)$ , or
- $\text{end}(s_{(\tau,m+1+k)})$ , if  $(-m \leq k < 0 \text{ and Dir} = E)$

Note that besides the 4 regex-based terms as defined in Section 3, we also allow using the *constant string terms* in MatchPos function. A constant string term  $T_{\text{str}}$  matches and only matches the constant string  $\text{str}$ . Since the single-character term is subsumed by the constant string term, we do not use it in the MatchPos function.

*Example 4.1.* Consider  $s = \text{David Dewitt}$ , where  $|s| = 13$ .

- $\text{ConstPos}(2) = 2$  and  $\text{ConstPos}(-5) = 13 + 1 - 5 = 9$ .
- $\text{MatchPos}(T_C, 1, B) = 1$ , the beginning position of the 1<sup>st</sup> D,  $\text{MatchPos}(T_C, 1, E) = 2$ , the ending position of the 1<sup>st</sup> D,  $\text{MatchPos}(T_l, -1, B) = 8$ , the beginning position of ewitt,  $\text{MatchPos}(T_l, -1, E) = 13$ , the ending position of ewitt.

**String Functions.** There are also two *string functions*.

- $\text{ConstantStr}(x)$  simply outputs the input string  $x$ .
- $\text{SubStr}(l, r)$  outputs the substring  $s[l, r)$  given two input integers  $l$  and  $r$ , where  $l < r$ . Note that position functions can be taken as parameters in this function.

*Example 4.2.* Consider  $s = \text{David Dewitt}$ , where  $|s| = 13$ .

- $\text{ConstantStr}(\text{MIT}) = \text{MIT}$ ,
- $\text{SubStr}(\text{MatchPos}(T_C, 1, B), \text{MatchPos}(T_C, 1, E)) = D$ .

**DEFINITION 3.** A transformation program is:

$$\text{TRANSFORM}(s) := f_1 \oplus f_2 \oplus \dots \oplus f_n$$

where  $s$  is the input, “ $\oplus$ ” is a string concatenation operator, and  $f_i$  is a string function. Given an input string, the transformation program returns the concatenation of the outputs of its string functions.

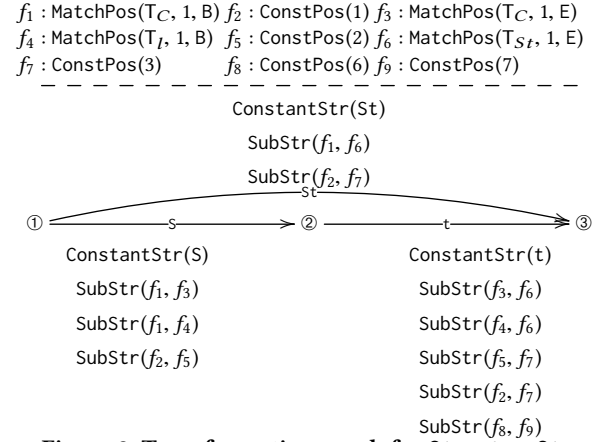
*Example 4.3.* Consider the transformation program  $f_1 \oplus f_2 \oplus f_3 \oplus f_4 \oplus f_5$ , where

- $f_1 : \text{ConstantStr}(\text{Dr.})$
- $f_2 : \text{SubStr}(\text{MatchPos}(T_C, 2, B), \text{MatchPos}(T_l, 2, E))$
- $f_3 : \text{ConstantStr}(\cdot)$
- $f_4 : \text{SubStr}(\text{MatchPos}(T_C, 1, B), \text{MatchPos}(T_C, 1, E))$
- $f_5 : \text{ConstantStr}(\cdot)$

Given the input string  $s = \text{David Dewitt}$ , the program produces an output string  $t = \text{Dr. Dewitt, D.}$  as follows:

$$\frac{\text{Dr.}}{f_1} \oplus \frac{\text{Dewitt}}{f_2} \oplus \frac{\cdot}{f_3} \oplus \frac{D}{f_4} \oplus \frac{\cdot}{f_5} = \frac{\text{Dr. Dewitt, D.}}{\text{Transformation}}$$

A program is consistent with a transformation  $s \rightarrow t$  (or the program can express the transformation) iff  $\text{TRANSFORM}(s)$  produces an output string that is exactly the same as  $t$ . Due to the many possible combinations of string functions, there is an exponential number of consistent programs for a given transformation  $s \rightarrow t$  [38]. Fortunately, this exponential number of consistent programs can be encoded using a directed acyclic graph (DAG) in a polynomial space [29, 36, 38]. Intuitively, each node in the graph corresponds to a position in  $t$ , each edge in the graph corresponds to a substring of  $t$  and the labels on the edge are string functions that exactly return this substring when being applied to  $s$ . Formally, the transformation graph is defined as below.



**Figure 2: Transformation graph for Street  $\rightarrow$  St.**

**DEFINITION 4 (TRANSFORMATION GRAPH).** Given a transformation  $s \rightarrow t$ , its transformation graph is a directed acyclic graph  $G(N, E)$  with a set  $N$  of nodes and a set  $E$  of edges. There are  $|t|$  nodes, i.e.,  $N = \{n_1, \dots, n_{|t|}\}$ . There is a directed edge  $e_{i,j} \in E$  from nodes  $n_i$  to  $n_j$  for any  $1 \leq i < j \leq |t|$ . Moreover, each edge  $e_{i,j}$  is labeled with a set of string functions:

- $\text{ConstantStr}(x)$ : where  $x = t[i, j)$ ,
- $\text{SubStr}(\text{ConstPos}(k_1), \text{ConstPos}(k_2))$ :  
for any  $k_1, k_2$  s.t. the above function returns  $t[i, j)$ ,
- $\text{SubStr}(\text{MatchPos}(\tau_1, k_1, \text{Dir}_1), \text{MatchPos}(\tau_2, k_2, \text{Dir}_2))$   
for any assignment of the above six parameters, s.t. the above function returns  $t[i, j)$ .

For each edge, there is only one  $\text{ConstantStr}$  string function, but there may be zero or many  $\text{SubStr}$  string functions, based on the different embedded position functions. The algorithm of building the transformation graph is given in Appendix A. For simplicity, we abbreviate transformation graph as graph hereinafter. In addition, since a transformation has only one graph, we refer to transformation and graph interchangeably.

*Example 4.4.* The transformation graph for Street  $\rightarrow$  St is shown in Figure 2. There are 9 position functions  $f_1 - f_9$  used to represent 5 different positions in the string Street, where  $f_1 - f_2$  return 1,  $f_3 - f_5$  return 2, and  $f_6 - f_7$  return 3. The string functions associated with each edge are also shown in Figure 2. For simplicity, string functions located by constant-based terms except  $f_6$  (located by  $T_{St}$ ) and negative index  $k$  are ignored.

Given a transformation  $s \rightarrow t$ , a *transformation path* is a path in its graph from the *first node*  $n_1$  to the *last node*  $n_{|t|}$ , where each edge has only one label (i.e., a string function). Note that a transformation path uniquely refers to a consistent program, so we use them interchangeably in the rest of the paper. For instance, one transformation path  $\rho$  in Figure 2 is:

$$\rho: 1 \xrightarrow{\text{ConstantStr}(S)} 2 \xrightarrow{\text{SubStr}(f_3, f_6)} 3$$

**THEOREM 4.5.** [29] Given a transformation, there is a bijection between its consistent programs and the transformation paths in its transformation graph.

There are  $O(2^{|t|})$  different transformation paths (consistent programs) in the graph [29, 38]. BLINKFILL and FLASHFILL use additional regex-based terms such as the alphabetical term  $T_\alpha = [a-zA-Z]^+$  and the alphanumerical term  $T_{\alpha n} = [a-zA-Z0-9]^+$ . We can also use these additional terms to express more transformation programs.

## 4.2 Searching for Pivot Paths

In this section, we use the consistent programs to aggregate transformations. The intuition is that one program can succinctly represent many transformations. Consider the program shown in Example 4.3, it can not only represent the transformation David Dewitt  $\rightarrow$  Dr. Dewitt, D., but also Jeff Ullman  $\rightarrow$  Dr. Ullman, J..

The benefit of grouping transformations is that they can be validated together by an expert to save her effort. Nevertheless, we cannot simply put all transformations into a single group as they may not be able to be judged as “all true” or “all false”. Instead, we propose to group the transformations that can be transformed using the same consistent program, i.e., their transformation graphs share a common transformation path. In this way, an expert can verify the transformations in bulk. Hence, our goal is to minimize the number of groups while requiring the transformations in each group to share a common transformation path. For this purpose, we define the optimal transformation partition problem as below.

**DEFINITION 5 (OPTIMAL PARTITION).** *Given a set  $\Sigma$  of transformations, the optimal partition problem is to partition  $\Sigma$  into disjoint groups,  $\mathbb{P} = \{\Sigma_1, \dots, \Sigma_n\}$ , such that (i)  $\Sigma = \bigcup_{i=1}^n \Sigma_i$ ; (ii)  $\Sigma_i \cap \Sigma_j = \emptyset$  for any  $i \neq j$ ; (iii) the transformations in each partition  $\Sigma_i$  share at least one transformation path; and (iv) the number of partitions  $n$  is minimized.*

Unfortunately, we can show that the optimal partition problem is NP-Complete by a reduction from the hitting set problem. As it is prohibitively expensive to find the optimal partition, we give a greedy algorithm to partition/group the transformations.

**Grouping Transformations by Programs.** In a nutshell, we group the transformations in two steps: (1) select one transformation path for each transformation  $\varphi$  from its transformation graph, which we call *pivot path*; and (2) partition the transformations based on their pivot path; the transformations with the same pivot path are grouped together. Note that two pivot paths are considered to be the same if each pair of string functions in the two paths is the same. Furthermore, two functions are the same if both the types and the parameters of the functions are all the same. After these two steps, we obtain a partition of the transformations.

We now discuss how to choose the pivot path. Consider a set  $\Sigma$  of transformations to be grouped. Given a graph  $G \in \Sigma$ , we propose to use the transformation path in  $G$  that is contained by most of the graphs in  $\Sigma$  to be the pivot path, i.e., the program that is consistent with most of the transformations in  $\Sigma$ . This greedy strategy will make each group have more transformations and thus will decrease the number of groups, which is exactly our goal. Next we discuss how to find such kind of pivot path for a given transformation.

**Searching for Pivot Paths.** Let  $\Sigma$  be the set of all transformations that need to be grouped by programs. Our goal is to select the pivot path from a graph  $G$  that is contained by most of the transformations in  $\Sigma$ . To this end, given a path  $\rho : f_1 \oplus f_2 \oplus \dots \oplus f_m$ , we first show how to efficiently gather all the graphs in  $\Sigma$  that contain  $\rho$ . We observe that if a graph  $G$  contains  $\rho$ , each of the string functions  $f_1, f_2, \dots, f_m$  must appear in  $G$  as a label. Thus we can build an inverted index  $I$ , whose key is a string function  $f$ . The inverted list  $I[f]$  consists of all graphs  $G$  in  $\Sigma$  that contain  $f$  (i.e.,  $f$  is a label in

---

### Algorithm 2: FINDINGPIVOTPATH( $G, \Sigma$ )

---

**Input:**  $G$ : a transformation graph;  
 $\Sigma$ : all transformations to be grouped.  
**Output:**  $\rho_{max}$ : the pivot path in  $G$

```

1 begin
2    $\rho = \rho_{max} = \ell_{max} = \phi$ ;
3   SEARCHPIVOT( $\rho, \Sigma, n_1, \rho_{max}, \ell_{max}$ );
4   return  $\rho_{max}$ 
5 end
```

---



---

### Algorithm 3: SEARCHPIVOT( $\rho, \ell, n_i, \rho_{max}, \ell_{max}$ )

---

**Input:**  $\rho$ : a path in  $G$  starting from  $n_0$ ;  
 $\ell$ : the list of graphs in  $\Sigma$  containing  $\rho$ ;  
 $n_i$ : the node at the end of  $\rho$ ;  
 $\rho_{max}$ : the best path in  $G$  has seen so far;  
 $\ell_{max}$ : the list of graphs in  $\Sigma$  containing  $\rho_{max}$ .

```

1 begin
2   foreach edge  $e_{i,j}$  from  $n_i$  to  $n_j$  in  $G$  do
3     foreach string function label  $f$  on  $e_{i,j}$  do
4        $\rho' = \rho \oplus f$ ;
5        $\ell' = \ell \cap I[f]$ ;
6       if  $n_j$  is the last node in  $G$  then
7         if  $|\ell'| > |\ell_{max}|$  then
8            $\rho_{max} = \rho'$ ;
9            $\ell_{max} = \ell'$ ;
10        else
11          SEARCHPIVOT( $\rho', \ell', n_j, \rho_{max}, \ell_{max}$ );
12 end
```

---

$G$ ). Then given a path  $\rho : f_1 \oplus \dots \oplus f_m$ , we can find all graphs in  $\Sigma$  that contain  $\rho$  by taking the intersection  $I[f_1] \cap \dots \cap I[f_m]$ .

However, since  $\rho$  is a path, the edges corresponding to the string functions  $f_1, f_2, \dots, f_m$  are required to be adjacent in the graphs. Thus, we also add the edge information to the entry of the inverted list. In particular, the inverted list  $I[f]$  consists of all triples  $\langle G, i, j \rangle$  such that the edge  $e_{ij}$  from  $n_i$  to  $n_j$  in  $G$  contains the label  $f$ . Then, when intersecting  $I[f_1]$  with  $I[f_2]$ , only if an entry  $\langle G_1, i_1, j_1 \rangle$  from  $I[f_1]$  and an entry  $\langle G_2, i_2, j_2 \rangle$  from  $I[f_2]$  satisfy  $G_1 = G_2$  and  $j_1 = i_2$ , they produce a new entry  $\langle G_1, i_1, j_2 \rangle$  in the result list. By doing so, one can verify that  $I[f_1] \cap \dots \cap I[f_m]$  is exactly the set of graphs in  $\Sigma$  containing  $\rho$ . Hereinafter, whenever we intersect two lists, we intersect them in the way we just describe.

*Example 4.6.* Consider  $\Sigma = \{\varphi_1, \varphi_2, \varphi_3\}$  where  $\varphi_1 = \text{Street} \rightarrow \text{St}$ ,  $\varphi_2 = \text{Avenue} \rightarrow \text{Av}$ , and  $\varphi_3 = \text{New York} \rightarrow \text{NY}$ . Using the same string functions  $f_1 - f_9$  in Figure 2, we have  $I[\text{SubStr}(f_1, f_3)] = \langle \langle G_1, 1, 2 \rangle, \langle G_2, 1, 2 \rangle, \langle G_3, 1, 2 \rangle \rangle$  and  $I[\text{SubStr}(f_4, f_7)] = \langle \langle G_1, 2, 3 \rangle, \langle G_2, 2, 3 \rangle \rangle$  where  $G_1, G_2$  and  $G_3$  are the transformation graphs of  $\varphi_1, \varphi_2$  and  $\varphi_3$ , respectively. The path  $\text{SubStr}(f_1, f_3) \oplus \text{SubStr}(f_4, f_7)$  is contained by  $\varphi_1$  and  $\varphi_2$  since  $I[\text{SubStr}(f_1, f_3)] \cap I[\text{SubStr}(f_4, f_7)] = \langle \langle G_1, 1, 3 \rangle, \langle G_2, 1, 3 \rangle \rangle$ .

**Recursive Pivot Path Searching Algorithm.** We now give an algorithm to find the pivot path from a graph  $G$ . Intuitively, we can enumerate every transformation path in  $G$  and use the above



inverted index to get all the graphs in  $\Sigma$  containing this path. Then, the path that is contained by most of the transformations in  $\Sigma$  is used as the pivot path. To avoid enumerating every transformation path in  $G$ , we propose a recursive algorithm to calculate the pivot path. At a high level, the algorithm maintains a path  $\rho$  in  $G$  starting from the first node  $n_1$  and a list  $\ell$  of all graphs in  $\Sigma$  containing  $\rho$ . Each invocation of this algorithm will try to append another string function label  $f$  in  $G$  to  $\rho$  and update  $\ell$  to the list of graphs containing the new path. After this, if  $\rho$  does not reach the last node in  $G$ , it invokes the algorithm again to further extend  $\rho$ . Once  $\rho$  reaches the last node in  $G$ ,  $\rho$  becomes a transformation path and we can use it as the pivot path if  $\ell$  has most of the transformations in  $\Sigma$ .

Algorithm 3 shows the pseudo-code for the pivot path selection. For each invocation, it takes five parameters: a path  $\rho$  in  $G$  starting from the first node  $n_1$ , the list  $\ell$  of graphs in  $\Sigma$  containing  $\rho$ , the node  $n_i$  at the end of  $\rho$ , the best path  $\rho_{max}$  (i.e., contained by most graphs in  $\Sigma$ ) in  $G$  seen so far, and the list  $\ell_{max}$  of graphs in  $\Sigma$  containing  $\rho_{max}$ . First, for each outgoing edge  $e_{i,j}$  from  $n_i$  to  $n_j$  in  $G$  and each string function label  $f$  on the edge, we append  $f$  to the end of  $\rho$  and get a new path  $\rho'$  (Line 4). We then intersect  $\ell$  with the inverted list  $I[f]$  to get the list  $\ell'$  of graphs containing the new path  $\rho'$  (Line 5). Then if  $n_j$  is not the last node in  $G$ ,  $\rho'$  cannot represent a transformation program and we recursively invoke this algorithm to further extend the new path  $\rho'$  (Line 11); otherwise  $n_j$  is the last node in  $G$  and  $\rho'$  is a transformation path. Then if  $|\ell'| > |\ell_{max}|$  (i.e.,  $\ell'$  containing more graphs than  $\ell_{max}$ ), which means  $\rho'$  is contained by more graphs in  $\Sigma$  than  $\rho_{max}$ , the algorithm updates  $\rho_{max}$  and  $\ell_{max}$  with  $\rho$  and  $\ell$  (Lines 7 to 9).

Initially,  $\rho$ ,  $\rho_{max}$ , and  $\ell_{max}$  are all empty while  $\ell$  contains all graphs in  $\Sigma$ , as an empty path can be contained by any graph. When the recursive algorithm terminates,  $\rho_{max}$  will be the pivot path of  $G$  as shown in Algorithm 2.

### 4.3 Optimizing Pivot Path Search

In this section, we introduce several optimizations to improve the efficiency of the pivot path selection and transformation grouping.

**Local Threshold-based Early Termination.** We observe that the length of the maintained list  $\ell$  decreases monotonically when appending a new string function  $f$  to  $\rho$ , because of the intersection operation. On the other hand, we only need the pivot path – the one that is contained by most of the graphs in  $\Sigma$ . Thus, if the length of  $\ell$  is smaller than that of  $\ell_{max}$ , we can skip invoking the recursive algorithm since it will not result in any path better than  $\rho_{max}$ . Hence, we use  $|\ell_{max}|$  as a (local) threshold, and only if  $|\ell| > |\ell_{max}|$ , the algorithm is recursively invoked. To enable this in Algorithm 3, we only need to add an if condition “ $|\ell| > |\ell_{max}|$ ” before Line 11.

**Global Threshold-based Early Termination.** Once the recursive algorithm reaches the last node in  $G$ ,  $\rho$  will become a transformation path (Line 6 in Algorithm 3), and the graphs in  $\ell$  will all contain the transformation path  $\rho$ . Thus, for each graph in  $\ell$ , any path not better than  $\rho$  must not be a pivot path of this graph, i.e., we can use  $|\ell|$  as a (global) threshold for those graphs in  $\ell$ . When looking for pivot path for the graphs in  $\ell$ , we can use this threshold for pruning in the same way as the local threshold. To enable this in Algorithm 3, we can use an array of size  $|\Sigma|$  to keep track of the

global thresholds for every transformation in  $\Sigma$ . Whenever a transformation path is found (Line 6 in Algorithm 3), the corresponding entries (i.e., the global thresholds) of the transformations in  $\ell'$  will be updated to  $|\ell'|$  if  $|\ell'|$  is larger.

**Limiting the Maximum Path Length.** Note that the recursive algorithm still has a non-polynomial time complexity. To control its runtime in a reasonable manner, we can set a maximum path length  $\theta$  and skip invoking the recursive algorithm (Line 11 in Algorithm 3) if the maintained path  $\rho'$  is longer than  $\theta$ .

Note that there is a large number of labels in the transformation graph and their combinations are enormous. Following the conventional wisdom in program synthesis techniques, we manually define a partial static order between the labels such that the dominated labels can be removed from the graphs. The details are given in Appendix B.

### 4.4 Affix String Functions

We extend the programming language to support the affix semantics in this section. The language now cannot express the affix semantics. For example, using the language, there is no program that is consistent with the two transformations  $\text{Street} \rightarrow \text{St}$  and  $\text{Avenue} \rightarrow \text{Ave}$ .<sup>1</sup> In general, our transformation graph can accept any string functions that take an input string lhs and return one or multiple output strings. If rhs is one of the output strings, then the string function can describe how lhs is transformed to rhs and further be used to group transformations.

Consequently, we designed two affix string functions  $\text{Prefix}(\tau, k)$  and  $\text{Suffix}(\tau, k)$  to be used as labels on the edges in the transformation graph. More specific, in Definition 4, we only use the three kinds of labels based on string functions  $\text{SubStr}$  and  $\text{ConstantStr}$  as the edge labels. In addition to those, we use another two kinds of labels in the transformation graph as defined below.

**DEFINITION 6 (AFFIX LABELS).** For each edge  $e_{i,j}$  in the transformation graph of  $s \rightarrow t$  in addition to the three kinds of labels in Definition 4, we also add the following two kinds of labels to it:

- $\text{Prefix}(\tau, k)$ : if  $t[i, j)$  is a prefix of the  $k^{\text{th}}$  match of the regex-based term  $\tau$  in  $s$ .
- $\text{Suffix}(\tau, k)$ : if  $t[i, j)$  is a suffix of the  $k^{\text{th}}$  match of the regex-based term  $\tau$  in  $s$ .

**Example 4.7.** Consider the transformation graph in Figure 2, the label  $\text{Prefix}(T_1, 1)$  will be added to the edge  $e_{2,3}$  as ‘t’ is a prefix of the 1<sup>st</sup> match of the lower case term ‘treet’. Similarly, the graph of  $\text{Avenue} \rightarrow \text{Ave}$  also contains an edge with a label  $\text{Prefix}(T_1, 1)$  as ‘ve’ is a prefix of the 1<sup>st</sup> match of the lower case term ‘venue’. A consistent program for both  $\text{Street} \rightarrow \text{St}$  and  $\text{Avenue} \rightarrow \text{Ave}$  is  $\text{SubStr}(\text{MatchPos}(T_C, 1, B), \text{MatchPos}(T_C, 1, E)) \oplus \text{Prefix}(T_1, 1)$ .

Similarly, we can support backwards search (i.e., negative  $k$ ) in the affix string functions. The algorithm for searching pivot path works all the same as before with these two additional kinds of labels. Interestingly, adding the affix labels not only makes the language more expressive but also largely improves the efficiency of the pivot path search algorithm as shown in our experiments. This is because with the additional affix labels, our algorithm can reach

<sup>1</sup>Try it at <https://rise4fun.com/QuickCode/1p>

a transformation path earlier, which will set the local and global thresholds to enable early termination. The group 5 in Table 9 in Appendix D are aggregated by a pivot path involving both Prefix and Suffix string function labels.

## 5 TRANSFORMATION SELECTION

In this section, we show how to select one of the two transformations  $\text{lhs} \rightarrow \text{rhs}$  and  $\text{rhs} \rightarrow \text{lhs}$  in a matching rule  $\text{lhs} \leftrightarrow \text{rhs}$  for grouping. Clearly, our goal is to select the transformations that will result in the minimum number of program groups. We start with the strategy leading to the minimum number of structure groups.

We call a pair of structures in the form of  $\text{Struc}_1 \rightarrow \text{Struc}_2$  and  $\text{Struc}_2 \rightarrow \text{Struc}_1$  as “symmetric structures”, i.e., the LHS/RHS of the first structure is the equivalent to the RHS/LHS of the second structure. Obviously, for any matching rule  $\text{lhs} \leftrightarrow \text{rhs}$ , the two structures  $\text{STRUC}(\text{lhs}) \rightarrow \text{STRUC}(\text{rhs})$  and  $\text{STRUC}(\text{rhs}) \rightarrow \text{STRUC}(\text{lhs})$  of its two transformations  $\text{lhs} \rightarrow \text{rhs}$  and  $\text{rhs} \rightarrow \text{lhs}$  are symmetric to each other. In addition, if two structures are both symmetric with another structure, the two structures must be equivalent as defined in Definition 2. Based on these two points, we observe that we should avoid choosing two transformations  $\varphi_1$  and  $\varphi_2$  with symmetric structures simultaneously. This is because we can always choose  $\varphi'_1$  instead of  $\varphi_1$ , where  $\varphi'_1$  and  $\varphi_1$  are two transformations from the same matching rule. By doing so,  $\varphi'_1$  and  $\varphi_2$  must have the same structure (because the structures of  $\varphi'_1$  and  $\varphi_2$  are both symmetric with that of  $\varphi_1$ ) and we can place  $\varphi'_1$  and  $\varphi_2$  in the same structure group rather than split  $\varphi_1$  and  $\varphi_2$  to 2 groups.

*Example 5.1.* Consider the two transformations  $\text{java}(\text{tm}) \rightarrow \text{java}$  and  $\text{linux} \rightarrow \text{linux}(\text{r})$ . They have symmetric structures  $T_l \rightarrow T_l T_l T_l$  and  $T_l T_l T_l \rightarrow T_l$  and we should avoid choosing them together. This is because we can choose  $\text{java} \rightarrow \text{java}(\text{tm})$  instead of  $\text{java}(\text{tm}) \rightarrow \text{java}$ , which both come from the matching rule  $\text{java}(\text{tm}) \leftrightarrow \text{java}$ . This will end up with 1 structure group instead of 2 groups, as  $\text{java} \rightarrow \text{java}(\text{tm})$  and  $\text{linux} \rightarrow \text{linux}(\text{r})$  both have the same structure  $T_l T_l T_l \rightarrow T_l$ .

In general, by avoiding choosing transformations with symmetric structures, the number of structure groups is minimized.

**LEMMA 5.2.** *The set  $\Sigma$  of transformations from a given collection of matching rule will result in the minimum number of structure groups if  $\nexists \varphi_1 \in \Sigma$  and  $\varphi_2 \in \Sigma$  s.t. the structures of  $\varphi_1$  and  $\varphi_2$  are symmetric.*

The lemma can be proved using the same idea above. The strategy above will leave us with two choices with the same number of structure groups. For example, consider two matching rules  $\text{java} \leftrightarrow \text{java}(\text{tm})$  and  $\text{linux} \leftrightarrow \text{linux}(\text{r})$ . The above strategy gives us two options: (1) choosing  $\text{java} \rightarrow \text{java}(\text{tm})$  and  $\text{linux} \rightarrow \text{linux}(\text{r})$  and (2) choosing  $\text{java}(\text{tm}) \rightarrow \text{java}$  and  $\text{linux}(\text{r}) \rightarrow \text{linux}$ . To choose from the transformations with the structure  $\text{Struc}_1 \rightarrow \text{Struc}_2$  and the transformations with the symmetric structure  $\text{Struc}_2 \rightarrow \text{Struc}_1$ , the group of transformations with longer average lhs strings is preferred (e.g., option 2 is preferable over option 1). This is because those transformations are more likely to produce shorter programs and be grouped together (since the rhs strings are shorter), which results in a smaller number of program groups. For example, in the two options above, our heuristic will choose option (2) with longer lhs strings. It

results in one program group as the two transformations share the same consistent program  $\text{Concat}(\text{SubStr}(p_l, p_r))$  where  $p_l = \text{MatchPos}(T_l, 1, B)$  and  $p_r = \text{MatchPos}(T_l, 1, E)$ . Instead, option (1) will result in two groups. We show how to use the two strategies to generate transformations in Appendix C along with an example.

## 6 APPLYING MATCHING GROUPS

Once a matching rule group is approved, we apply them to update the duplicate values. For this purpose, when generating the candidate matching rules, we associate each matching rule  $\text{lhs} \leftrightarrow \text{rhs}$  with two replacement sets, denote as  $L[\text{lhs} \rightarrow \text{rhs}]$  and  $L[\text{rhs} \rightarrow \text{lhs}]$  respectively, in the follow way. For each aligned non-identical token subsequences  $v_1[p_1, q_1]$  and  $v_2[p_2, q_2]$ , where  $v_1$  and  $v_2$  are a pair of attribute values within the same cluster and  $p_1, q_1, p_2, q_2$  are four integer positions, a matching rule  $v_1[p_1, q_1] \leftrightarrow v_2[p_2, q_2]$  will be generated. We append the triple  $\langle v_1, p_1, q_1 \rangle$  to the replacement set  $L[v_1[p_1, q_1] \rightarrow v_2[p_2, q_2]]$  and the triple  $\langle v_2, p_2, q_2 \rangle$  to the replacement set  $L[v_2[p_2, q_2] \rightarrow v_1[p_1, q_1]]$ .

*Example 6.1.* Consider Table 1. Let the 3 address values in  $r_1, r_2$ , and  $r_3$  be  $v_1, v_2$ , and  $v_3$ . We associate the matching rule  $\text{Wisconsin} \leftrightarrow \text{WI}$  with the two replacement sets  $L[\text{Wisconsin} \rightarrow \text{WI}] = \{\langle v_1, 13, 21 \rangle\}$  and  $L[\text{WI} \rightarrow \text{Wisconsin}] = \{\langle v_2, 15, 16 \rangle, \langle v_3, 17, 18 \rangle\}$ .

The replacement sets are used for updating the attribute values once the corresponding matching rule is approved. For each matching rule, we use the larger size of its two replacement sets as its frequency. In addition, for a group  $\Sigma$  of matching rules, the aggregate frequency of  $\Sigma$  is the total frequency of all its matching rules. We rank the groups by their aggregate frequency decreasing order and confirm them with users one-by-one. The reason of using the aggregate frequency decreasing order is twofold. First, the more frequent the matching rules are, the more places we can apply them to merge duplicates. Second, false matching rules are more diverse and are not likely to reappear in different clusters. Thus they are presumably infrequent and will not be validated by the experts. Interestingly, the aggregate frequency will also bring infrequent true matching rules to the users for verification if they are in the same group with other frequent true matching rules.

For each approved matching rule  $\text{lhs} \leftrightarrow \text{rhs}$ , if the users decide to replace lhs with rhs, we can go through each entry  $\langle v, p, q \rangle \in L[\text{lhs} \rightarrow \text{rhs}]$  and replace  $v[p, q]$  with rhs in the attribute value  $v$ ; otherwise, we use the replacement set  $L[\text{rhs} \rightarrow \text{lhs}]$ . However, after changing  $v$ , the matching rules generated from it need to be updated. For example, consider a cluster of 3 values  $v_1 = \text{“H \& M”}$ ,  $v_2 = \text{“H and M”}$ , and  $v_3 = \text{“H \& \& M”}$ . There are three matching rules: “&  $\leftrightarrow$  and”, “&  $\leftrightarrow$  &”, and “&  $\leftrightarrow$  and”. If “&  $\leftrightarrow$  and” is approved and the “&” in  $v_1$  is replaced with “and”,  $v_1$  becomes “H and M”. Then the rule “&  $\leftrightarrow$  &” does not exist any more while an new entry  $\langle v_1, 3, 5 \rangle$  needs to be inserted to the replacement set  $L[\text{and} \rightarrow \&]$ . To enable this, each time when an attribute value  $v$  is updated, we compare it with all the other values within the same cluster and recalculate the matching rules. For each matching rule  $\text{lhs} \leftrightarrow \text{rhs}$  previously generated, we remove the entry  $\langle v, p_1, q_1 \rangle$  where  $\text{lhs} = v[p_1, q_1]$  from the replacement set  $L[\text{lhs} \rightarrow \text{rhs}]$  and remove the entry  $\langle v, p_2, q_2 \rangle$  where  $\text{rhs} = v[p_2, q_2]$  from the replacement set  $L[\text{rhs} \rightarrow \text{lhs}]$ . For each matching rule newly generated, we insert entries to the corresponding replacement sets.



In addition, if both replacement sets of a matching rule are empty, we further remove the matching rule from the groups. In contrast, if a newly generated matching rule is produced for the first time, we use the same method to group it. Note that if it is grouped to a program group that has been approved, we directly apply this newly generated matching rule based on the decision the user has made on this program group.

## 7 EXPERIMENTS

We conducted experiments to evaluate the effectiveness and efficiency of our proposed methods for merging duplicates and golden record construction.

**Datasets.** We used the following three real-world datasets (more dataset details are given in Table 6 in Appendix E).

- **AUTHORLIST**<sup>2</sup> contains information on 33,971 books. There are 1,265 clusters identified by matching their ISBN numbers. Typical attributes include book name, author list, ISBN number, and publisher. We use the author list attribute in the experiment, which contains 51,538 distinct duplicate pairs. Note that our solution only works for character string data, and categorical data would require a different approach.
- **JOURNALTITLE**<sup>3</sup> contains 55,617 records concerning scientific journals. Attributes include journal title and ISSN numbers. We clustered the journals by their ISSN numbers, resulting in 31,023 clusters. We use the journal title attribute in the experiment, which contains 80,451 distinct duplicate pairs.
- **ADDRESS**<sup>4</sup> contains information on 17,497 applications for New York City Council Discretionary Funding. Attributes include the council member who started the application, legal name of the organization which applied for the funding, the Employer Identity Number (EIN), and address of the organization. We clustered the applications by the EIN number, resulting in 3,038 clusters. We use the address attribute in the experiment, which contains 81,350 distinct duplicate pairs.

**Setup.** We compared a group of proposed techniques while using the default configurations for the others. The default option for transformation selection was presented in Section 5. The default option for aggregation is to first aggregate by structure and then to aggregate by transformation. The default option for the pruning is to use both the local threshold and the global threshold techniques. The prefix and suffix functions are enabled by default. We also enabled the static ordering by default. In addition, we set the default maximum path length  $\theta$  to 5 for **AUTHORLIST** and to 4 for the other two datasets. We implemented our methods in C++, compiled using g++4.8, and conducted all experiments on a server with 64 Intel(R) Xeon(R) CPU E7-4830 @2.13GHz processors and 128 GB memory.

Note that we tried **FLASHFILL** [29] to transform the data. However, in all three datasets, the values are long and the data formats are heterogeneous. Consequently, **FLASHFILL** failed to produce a consistent transformation program, even if we only used a few values as the input<sup>5</sup>.

<sup>2</sup><http://www.lunadong.com/fusionDataSets.htm>

<sup>3</sup><https://rayyan.qcri.org/>

<sup>4</sup><https://catalog.data.gov/>

<sup>5</sup>For example, <https://rise4fun.com/QuickCode/jqY> shows the weird results of transforming the cluster in Table 8 using one example.

### 7.1 Evaluating Aggregation Methods

We implemented four kinds of aggregation methods. (i) **NoAgg** does not aggregate transformations – each transformation will be a group by itself. (ii) **StructAgg** aggregates transformations only by their structures. (iii) **TransAgg** aggregates transformations only by their transformation programs. (iv) **BothAgg** first aggregates transformations by their structures and then within each group, it aggregates the transformations based on transformation programs.

To evaluate the effectiveness of the four aggregation methods, we first randomly sample around 720, 1200, and 720 pairs of values within the same cluster for **ADDRESS**, **AUTHORLIST**, and **JOURNALTITLE**, respectively, and manually labeled whether each pair of values refers to the same entity or not (i.e., should be merged or not). We then ran our algorithm on the three tables. After confirming and applying a certain number of transformation groups, we checked the sampled value pairs on the updated tables. For a pair of values referring to the same entity, if they are reduced to the same string on the updated table, we increase True Positive (TP) by 1; otherwise, we increase False Negative (FN) by 1. For a pair of values referring to different entities, if they are reduced to the same string on the updated table, we increase False Positive (FP) by 1; otherwise, we increase True Negative (TN) by 1. We varied the number of groups that were confirmed with a human and reported the precision  $\frac{TP}{TP+FP}$ , recall  $\frac{TP}{TP+FN}$ , and Matthews correlation coefficient (MCC):

$$MCC = \frac{TP \times TN - FP \times FN}{\sqrt{(TP + FP)(TP + FN)(TN + FP)(TN + FN)}}.$$

See Appendix D for an example of calculating these numbers. MCC returns a value in  $[-1, 1]$ . The larger the better. We did not use the F1-score as the sizes of the positive (value pairs should be merged) and negative (value pairs should not be merged) classes were quite different, which could bias the precision or recall [30]. The MCC is known to be a balanced metric even if the classes are of very different sizes [11]. In particular, among the sample pairs from **ADDRESS**, **AUTHORLIST**, and **JOURNALTITLE**, there were respectively 129, 318, and 531 positive pairs and 585, 879, and 186 negative pairs. Based on the sample, only 18%, 26.5%, and 74% of the value pairs in **ADDRESS**, **AUTHORLIST**, and **JOURNALTITLE** were real duplicates.

Figures 3, 4, and 5 show the results, where the  $x$ -axis represents the number of aggregated groups confirmed with a human and  $y$ -axis represents the corresponding precision, recall, and MCC of merging duplicates. We can see from the figures that **BothAgg** almost always achieved the best performance with regard to MCC. **BothAgg** improved the MCC over **StructAgg** and **TransAgg** by up to 0.15 while **StructAgg** and **TransAgg** in turn beat **NoAgg** by up to 0.35. For example, by confirming 100 groups, **BothAgg** reduced 66.5% of the duplicates in **JOURNALTITLE** with 99.2% precision, which leads to a MCC score of 0.57; while the MCC scores for **NoAgg**, **StructAgg**, and **TransAgg** were only 0.18, 0.44, 0.43 respectively. Though **NoAgg** had a high precision (100%), its recall was low (10%-25%) as it can only confirm the matching rules one-by-one with the users. **StructAgg** and **TransAgg** achieved a competitive recall but their precision was not high. This is because by *only* using one aggregation method, some false rules could mix into the groups that were approved by human.

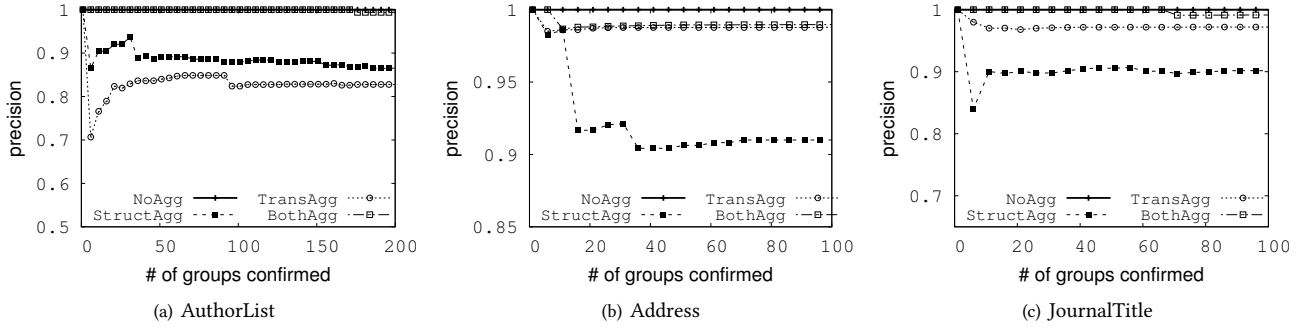


Figure 3: The precision of merging duplicates by confirming a certain number of transformation groups

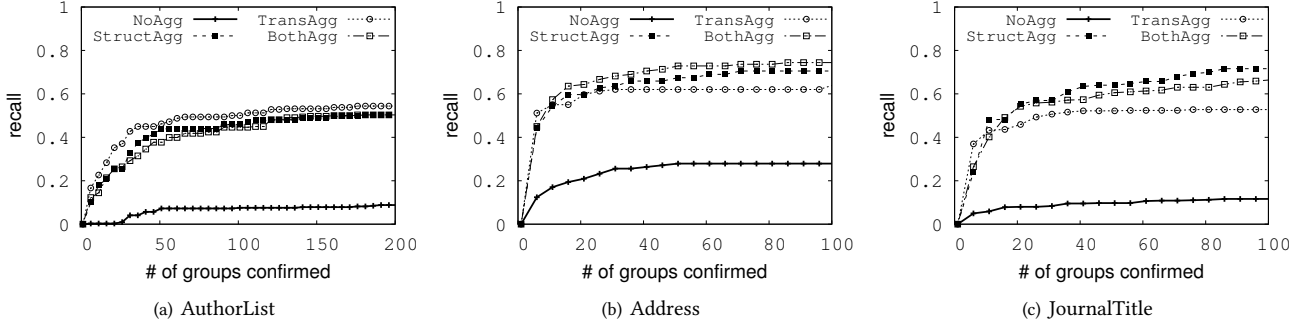


Figure 4: The recall of merging duplicates by confirming a certain number of transformation groups

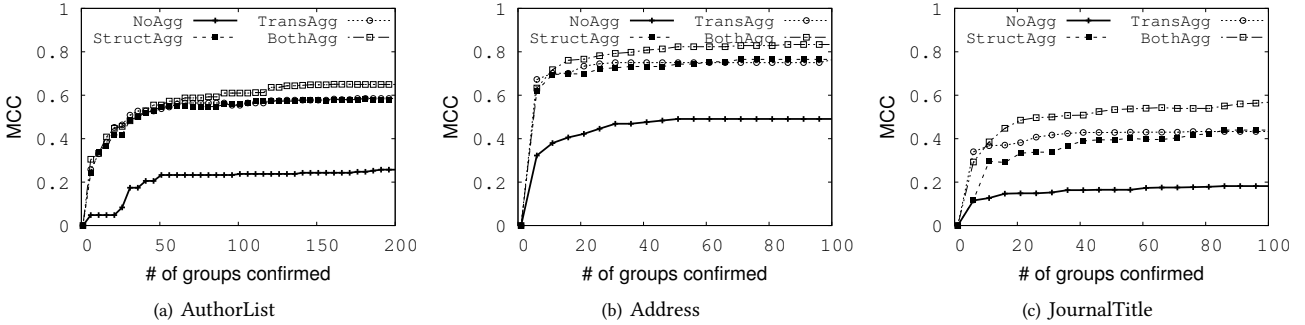


Figure 5: The MCC of merging duplicates by confirming a certain number of transformation groups

We also evaluated the efficiency of the aggregation methods. The top four rows of Table 4 show the aggregation time (the other rows will be explained shortly). The aggregation time is important for an interactive system like ours. Note that the transformation generation time is very small compared with the aggregation time and thus, we do not report them here. Not surprisingly, NoAgg and StructAgg took no time for aggregation as StructAgg only needs to scan the transformations once to aggregate them. TransAgg took considerably more time than BothAgg, up to an order of magnitude (on AUTHORLIST and JOURNALTITLE). This is because TransAgg built longer inverted lists for the graph traversing algorithm than BothAgg, which significantly increased the time of list intersection when finding the pivot paths.

## 7.2 Evaluating Transformation Selections

In this section, we evaluate four different transformation selection methods as described in Section 5. (i) RandDir randomly chooses one transformation out of the two for each matching rule. (ii) LongDir chooses the transformation where the left hand side string is longer than the right hand side. (iii) BestDir first aggregates the matching

Table 4: Aggregation time (in seconds)

	AUTHORLIST	ADDRESS	JOURNALTITLE
NoAgg	0.671	0.019	0.93
StructAgg	0.667	0.018	0.93
TransAgg	3478	1.901	2806
BothAgg	115.4	0.661	142.3
NoAffix	167.6	1.8	544
Affix	115.4	0.661	142.3

rules by their structures and then chooses the group of transformations where the average length of the left hand side strings is longer than that of the right hand strings. (iv) RevDir reverses the process used by BestDir. We varied the number of confirmed transformations and reported the recall of merging duplicates for the four methods. Figure 6 gives the results. Note that we do not show the results for precision or MCC as all four methods achieved similar high precision (above 98% for all datasets) which has the effect of making the MCC proportional to the recall. Thus, hereinafter we omit the precision and MCC results due to space limits. We can see from the figures that BestDir achieved the highest recall while RevDir had the lowest. On AUTHORLIST, the recall of BestDir

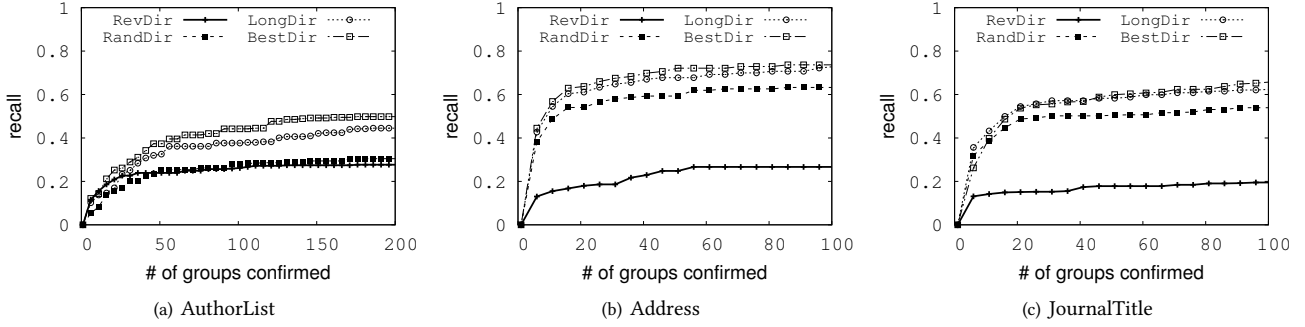


Figure 6: The recall of merging duplicates for different transformation selection methods

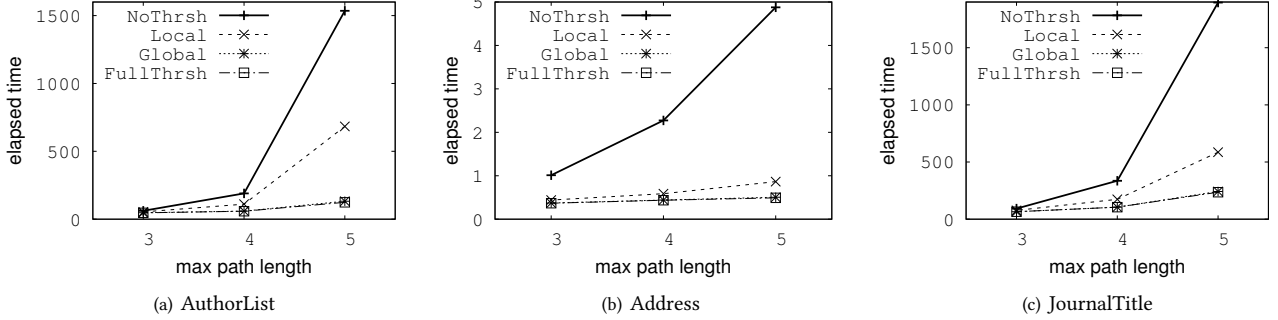


Figure 7: The elapsed time for aggregation by transformation program with different pruning techniques

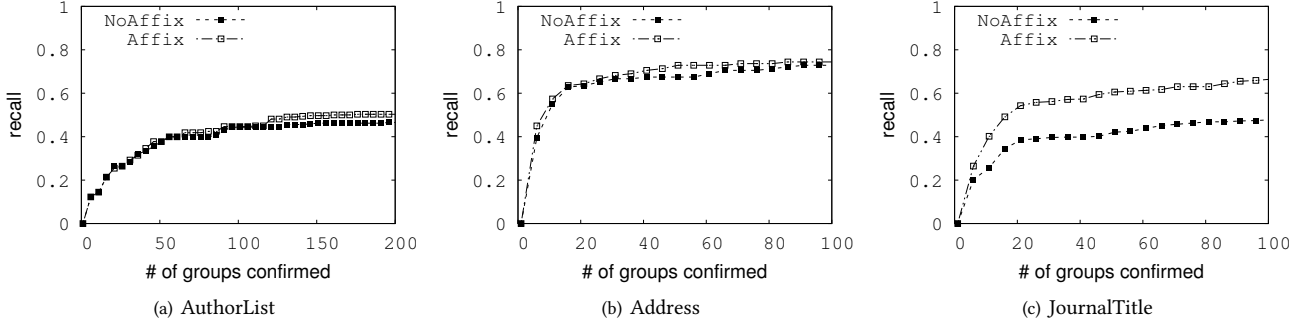


Figure 8: The recall of merging duplicates with and without the affix string functions

was 15% higher than that of RandDir and RevDir and 5% higher than that of LongDir. This is because BestDir used both strategies presented in Section 5, LongDir only used the second one, RevDir only used the first one, while RandDir did not use any of them. The aggregation time is given in Table 7 in Appendix E.

### 7.3 Evaluating Pruning Techniques

In this section, we evaluate the efficiency of the four pruning techniques. (i) NoThrsh does not use the thresholds for early termination; (ii) LocalThrsh uses the local threshold for pruning; (iii) GlobalThrsh uses the global threshold to prune unnecessary searching branch; and (iv) AllThrsh uses both the local threshold and the global threshold for pruning. We varied the maximum path length from 3 to 5 and reported the aggregation time for the four methods. Figure 7 gives the results. We can see from the figure that AllThrsh reduced the aggregation time by up to an order of magnitude compared with NoThrsh. For example, it took 1,535s, 684s, 132s, and 124s for NoThrsh, LocalThrsh, GlobalThrsh, and AllThrsh to aggregate the transformations in AUTHORLIST dataset when the maximum path length was set to 5. This is because the pruning techniques can avoid a lot of unnecessary invocations of SEARCHPIVOT for finding

the pivot path. GlobalThrsh was more efficient than LocalThrsh as its thresholds are acquired before invoking SEARCHPIVOT and thus can prune more invocations, while the thresholds of LocalThrsh are acquired during the invoking. Note all pruning techniques had the same effectiveness for merging duplicates as they are guaranteed to produce the same groups. We also evaluated the impact of the maximum path length on merging duplicates. The results are given in Appendix E.

### 7.4 Evaluating Affix String Functions

In this section, we evaluate the effectiveness of the two affix functions, Suffix and Prefix. We implemented two methods Affix and NoAffix, one with and the other without the two string functions in the transformation graph. We varied the number of confirmed groups and reported the recall of the two methods. Figure 8 gives the results. We observed that Affix always produced higher recall than NoAffix. This is because some transformations (e.g., group 5 in Table 9 of Appendix D) cannot be aggregated together without the two affix string functions. We also report the aggregation time for the two methods and the last two rows in Table 4 show the results. Surprisingly Affix had a much smaller aggregation time than

**Table 5: Precision improvement for MC**

	AUTHORLIST	ADDRESS	JOURNALTITLE
before	.51	.32	.335
after	.65	.47	.840

NoAffix. For example, it took 544s to aggregate transformations for NoAffix while it took only 142s for Affix. This is because with the two additional string functions it is much easier for SEARCHPIVOT to reach a transformation path when finding the pivot path and the early termination can be used.

### 7.5 Improvement Over Truth Discovery

In this section, we evaluate the effectiveness of our algorithm in assisting truth discovery. For this purpose, we collected ground truth for 100, 100, and 200 clusters respectively for AUTHORLIST, ADDRESS, and JOURNALTITLE. For AUTHORLIST, we used the same manually created ground truth as the previous work [22]. We used the dataset without any normalization except converting all characters to lowercase. For JOURNALTITLE and ADDRESS, we manually searched the ISSN (from www.issn.cc) and EIN (from www.guidestar.org) to create the ground truth for each cluster.

We first used the majority consensus (MC) to generate the golden values for each cluster and then compared the golden values with the ground truth. If they refer to the same entity, we increase TP by 1; otherwise, we increase FP by 1. Note that if there are two values with the same frequency, MC could not produce a golden value. Finally we reported the precision as the result before using our techniques. Next we processed the original dataset with our algorithm and re-ran MC to create the golden values. We reported the precision after using our techniques. Table 5 shows the results. We observe that our method indeed helped improve the precision of MC. In particular, on JOURNALTITLE, MC produced a precision of 33.5% before using our algorithm. After processing JOURNALTITLE with our algorithm, MC produced a precision of 84%, which is an improvement of over 40%. This is attributed to our effective duplicate reduction algorithm, which correctly merged most of the duplicate values. On the other data sets, the improvement was less dramatic but still significant.

## 8 RELATED WORK

Our work is related with several tasks in the data integration pipeline. In particular, we discuss related work in string transformations, entity resolution, and entity consolidation.

**String Transformations.** The problem of normalizing (or standardizing) data formats by string transformations has been widely studied. DataWrangler is a system that enables users to define syntactic transformation rules [31]. Arasu et al. propose to learn syntactic string transformations from examples [10]. Singh et al. present an approach to learn semantic string transformations from user provided examples [39]. Wang et al. present a probabilistic approach to learn string transformations for spelling error correction and web search query reformulation [47]. DataXFormer [8, 9] discovers data transformations for a list of values from web tables, web forms, and knowledge bases, given a few sample transformations. Recently, program synthesis [41] has been studied for string transformations [29, 36, 38, 52], which searches for a program based on a pre-defined grammar and input-output examples.

All of the above approaches are column-specific data transformation solutions. In contrast, we devise cluster-specific data

transformations by smartly aggregating transformations, targeting specifically the entity consolidation task. Through we adopt the programming language of FLASHFILL and BLINKFILL [29, 38] to express transformation programs, we use the programs in different ways. They use the program to calculate an output string from an input string and the program and the string functions (SubStr and ConstantStr) are required to return a single deterministic output string, given a specific input string. However, we use the transformation program to describe the way how one string lhs is transformed to another rhs, which gives us more flexibility. For example, we can use Prefix string function to describe the relationship between “Street” and “St”, or between “Avenue” and “Ave”. In contrast, such function will not necessarily return a unique output string given a specific input string and thus cannot be used in FLASHFILL and BLINKFILL. In fact, FLASHFILL and BLINKFILL cannot generate a consistent program for the two examples above. In general, any string function supported by BLINKFILL and FLASHFILL can also be supported by our transformation graph.

**Entity Resolution.** Entity resolution or duplicate detection deals with the problem of identifying records that represent the same real-world entity [25]. Generally speaking, entity resolution solutions are classified into machine learning-based [27] and rule-based [44, 48, 49] approaches. Machine learning-based methods include SVM-based [13], decision tree-based [28], clustering-based [16], and Markov logic-based [40] methods. Pair-wise similarities are usually calculated during the process under various measures [20, 21, 33, 34, 43, 46]. Entity resolution techniques are orthogonal to our contributions, since we take their output, i.e., clusters of duplicate records, as our input and identify golden records within those clusters.

**Entity Consolidation.** Entity consolidation (EC) aims at resolving data conflicts in clusters of duplicate records [14, 23]. Here, we identify approaches for truth discovery [22, 24, 35, 37, 51], EC strategies that optimize data quality criteria [15, 26], and user-defined functions [12]. Typically, EC is user-driven. For example, Swoosh [12] provides a unified interface that relies on the users to define the Merge function to specify how to merge two duplicate records. A similar approach is applied in the EC process of Data Tamer [42]. There are approaches that try to resolve data conflicts by optimizing data quality criteria, such as data currency [26] and data accuracy [15], which selects the most recent value and the most accurate value, respectively. These approaches solve problems that are different from ours. Entity consolidation techniques can be used to compute golden values. However, as verified in this paper, transforming data using our method before applying them can improve the performance.

## 9 CONCLUSIONS

In this paper, we proposed a new solution to entity consolidation. Instead of directly applying existing solutions, we first merge some duplicate values. To this end, we first generate some matching rules from the attribute value pairs in the same cluster. Then, we aggregate the matching rules with the same characteristics. Finally we confirm the aggregated groups with a human and apply the approved ones to remove some data variation. Experiments on real world datasets show that our solution can effectively merge duplicate values and significantly improve the performance of an existing solution for constructing golden records.

## REFERENCES

- [1] Redacted due to the double-blind review.
- [2] Addressdoctor. [https://www.informatica.com/addressdoctor.html#fbid=xgQ\\_BmtzsKb](https://www.informatica.com/addressdoctor.html#fbid=xgQ_BmtzsKb).
- [3] Informatica. <https://www.informatica.com>.
- [4] Open calais. <http://www.opencalais.com/>.
- [5] Talend. <https://www.talend.com/>.
- [6] Trifacta. <https://www.trifacta.com/>.
- [7] Z. Abedjan, X. Chu, D. Deng, R. C. Fernandez, I. F. Ilyas, M. Ouzzani, P. Papotti, M. Stonebraker, and N. Tang. Detecting data errors: Where are we and what needs to be done? *PVLDB*, 9(12):993–1004, 2016.
- [8] Z. Abedjan, J. Morcos, M. N. Gubanov, I. F. Ilyas, M. Stonebraker, P. Papotti, and M. Ouzzani. Dataxformer: Leveraging the web for semantic transformations. In *CIDR*, 2015.
- [9] Z. Abedjan, J. Morcos, I. F. Ilyas, M. Ouzzani, P. Papotti, and M. Stonebraker. Dataxformer: A robust transformation discovery system. In *ICDE*, pages 1134–1145, 2016.
- [10] A. Arasu, S. Chaudhuri, and R. Kaushik. Learning string transformations from examples. *PVLDB*, 2(1):514–525, 2009.
- [11] P. Baldi, S. Brunak, Y. Chauvin, C. A. F. Andersen, and H. Nielsen. Assessing the accuracy of prediction algorithms for classification: an overview. *Bioinformatics*, 16(5):412–424, 2000.
- [12] O. Benjelloun, H. Garcia-Molina, D. Menestrina, Q. Su, S. E. Whang, and J. Widom. Swoosh: a generic approach to entity resolution. *Vldb J.*, 18(1):255–276, 2009.
- [13] M. Bilenko and R. J. Mooney. Adaptive duplicate detection using learnable string similarity measures. In *KDD*, 2003.
- [14] J. Bleiholder and F. Naumann. Data fusion. *ACM Comput. Surv.*, 41(1):1:1–1:41, Jan. 2009.
- [15] Y. Cao, W. Fan, and W. Yu. Determining the relative accuracy of attributes. In *SIGMOD*, pages 565–576, 2013.
- [16] W. W. Cohen and J. Richman. Learning to match and cluster large high-dimensional data sets for data integration. In *KDD*, 2002.
- [17] M. Dallachiesa, A. Ebaid, A. Eldawy, A. K. Elmagarmid, I. F. Ilyas, M. Ouzzani, and N. Tang. NADEEF: a commodity data cleaning system. In *SIGMOD*, pages 541–552, 2013.
- [18] F. Damerau. A technique for computer detection and correction of spelling errors. *Commun. ACM*, 7(3):171–176, 1964.
- [19] S. Das, P. S. G. C., A. Doan, J. F. Naughton, G. Krishnan, R. Deep, E. Arcaute, V. Raghavendra, and Y. Park. Falcon: Scaling up hands-off crowdsourced entity matching to build cloud services. In *SIGMOD*, pages 1431–1446, 2017.
- [20] D. Deng, A. Kim, S. Madden, and M. Stonebraker. Silkmoth: An efficient method for finding related sets with maximum matching constraints. *PVLDB*, 10(10):1082–1093, 2017.
- [21] D. Deng, G. Li, H. Wen, and J. Feng. An efficient partition based method for exact set similarity joins. *PVLDB*, 9(4):360–371, 2015.
- [22] X. L. Dong, L. Berti-Equille, and D. Srivastava. Truth discovery and copying detection in a dynamic world. *PVLDB*, 2(1):562–573, 2009.
- [23] X. L. Dong and F. Naumann. Data fusion: Resolving data conflicts for integration. *Proc. VLDB Endow.*, 2(2):1654–1655, Aug. 2009.
- [24] X. L. Dong, B. Saha, and D. Srivastava. Less is more: Selecting sources wisely for integration. In *Proceedings of the VLDB Endowment*, volume 6, pages 37–48. VLDB Endowment, 2012.
- [25] A. K. Elmagarmid, P. G. Ipeirotis, and V. S. Verykios. Duplicate record detection: A survey. *IEEE Trans. Knowl. Data Eng.*, 19(1):1–16, 2007.
- [26] W. Fan, F. Geerts, N. Tang, and W. Yu. Inferring data currency and consistency for conflict resolution. In *ICDE*, 2013.
- [27] I. Fellegi and A. Sunter. A theory for record linkage. *Journal of the American Statistical Association*, 64 (328), 1969.
- [28] C. Gokhale, S. Das, A. Doan, J. F. Naughton, N. Rampalli, J. Shavlik, and X. Zhu. Corleone: Hands-off crowdsourcing for entity matching. In *SIGMOD*, 2014.
- [29] S. Gulwani. Automating string processing in spreadsheets using input-output examples. In *POPL*, pages 317–330, 2011.
- [30] L. A. Jeni, J. F. Cohn, and F. D. la Torre. Facing imbalanced data-recommendations for the use of performance metrics. In *ACII*, pages 245–251, 2013.
- [31] S. Kandel, A. Paepcke, J. M. Hellerstein, and J. Heer. Wrangler: interactive visual specification of data transformation scripts. In *SIGCHI*, pages 3363–3372, 2011.
- [32] V. Le and S. Gulwani. Flashextract: a framework for data extraction by examples. In *PLDI*, pages 542–553, 2014.
- [33] C. Li, J. Lu, and Y. Lu. Efficient merging and filtering algorithms for approximate string searches. In *ICDE*, pages 257–266, 2008.
- [34] G. Li, D. Deng, J. Wang, and J. Feng. PASS-JOIN: A partition-based method for similarity joins. *PVLDB*, 5(3):253–264, 2011.
- [35] Q. Li, Y. Li, J. Gao, B. Zhao, W. Fan, and J. Han. Resolving conflicts in heterogeneous data by truth discovery and source reliability estimation. In *-sigmod*, pages 1187–1198, New York, NY, USA, 2014. ACM.
- [36] T. M. Mitchell. Generalization as search. *Artif. Intell.*, 18(2):203–226, 1982.
- [37] T. Reksinas, M. Joglekar, H. Garcia-Molina, A. G. Parameswaran, and C. Ré. Slimfast: Guaranteed results for data fusion and source reliability. In *SIGMOD*, pages 1399–1414, 2017.
- [38] R. Singh. Blinkfill: Semi-supervised programming by example for syntactic string transformations. *PVLDB*, 9(10):816–827, 2016.
- [39] R. Singh and S. Gulwani. Learning semantic string transformations from examples. *PVLDB*, 5(8):740–751, 2012.
- [40] P. Singla and P. Domingos. Entity resolution with markov logic. In *ICDM*, 2006.
- [41] A. Solar-Lezama. The sketching approach to program synthesis. In *APLAS*, 2009.
- [42] M. Stonebraker, D. Bruckner, I. F. Ilyas, G. Beskales, M. Cherniack, S. B. Zdonik, A. Pagan, and S. Xu. Data curation at scale: The data tamer system. In *CIDR*, 2013.
- [43] R. Vernica, M. J. Carey, and C. Li. Efficient parallel set-similarity joins using mapreduce. In *SIGMOD*, pages 495–506, 2010.
- [44] J. Wang, G. Li, J. X. Yu, and J. Feng. Entity matching: How similar is similar. *PVLDB*, 2011.
- [45] X. Wang, S. Gulwani, and R. Singh. FIDEX: filtering spreadsheet data using examples. In *OOPSLA*, pages 195–213, 2016.
- [46] X. Wang, L. Qin, X. Lin, Y. Zhang, and L. Chang. Leveraging set relations in exact set similarity join. *PVLDB*, 10(9):925–936, 2017.
- [47] Z. Wang, G. Xu, H. Li, and M. Zhang. A probabilistic approach to string transformation. *IEEE Trans. Knowl. Data Eng.*, 26(5):1063–1075, 2014.
- [48] S. Whang and H. Garcia-Molina. Entity resolution with evolving rules. *PVLDB*, 3(1):1326–1337, 2010.
- [49] S. E. Whang and H. Garcia-Molina. Incremental entity resolution on rules and data. *Vldb J.*, 23(1):77–102, 2014.
- [50] S. Wu, C. Zhang, F. Wang, and C. Ré. Incremental knowledge base construction using deepdive. *CoRR*, abs/1502.00731, 2015.
- [51] X. Yin, J. Han, and S. Y. Philip. Truth discovery with multiple conflicting information providers on the web. *IEEE Transactions on Knowledge and Data Engineering*, 20(6):796–808, 2008.
- [52] E. Zhu, Y. He, and S. Chaudhuri. Auto-join: Joining tables by leveraging transformations. *PVLDB*, 10(10):1034–1045, 2017.

## A BUILDING TRANSFORMATION GRAPHS

**Algorithm 4:** BuildTransformationGraph( $s, t$ )**Input:**  $s$ : the left hand string;  $t$ : the right hand string.**Output:**  $G(N, E)$ : the transformation graph for  $s \rightarrow t$ .

```

1 begin
2   let  $\mathcal{P}$  be a two-dimensional array;
3   foreach  $k^{th}$  match of the term  $\tau$  with  $s[x, y]$  do
4      $\mathcal{P}[x] \leftarrow \text{MatchPos}(\tau, k, B)$ ;
5      $\mathcal{P}[x] \leftarrow \text{MatchPos}(\tau, k - c_\tau - 1, B)$ ;
6      $\mathcal{P}[y] \leftarrow \text{MatchPos}(\tau, k, E)$ ;
7      $\mathcal{P}[y] \leftarrow \text{MatchPos}(\tau, k - c_\tau - 1, E)$ ;
8   foreach  $1 \leq k \leq |s|$  do
9      $\mathcal{P}[k] \leftarrow \text{ConstPos}(k)$ ;
10     $\mathcal{P}[k] \leftarrow \text{ConstPos}(k - |s| - 1)$ ;
11    $N = \{n_1, \dots, n_{|t|}\}$ ;
12   foreach  $1 \leq i < j \leq |t|$  do
13     add the edge  $e_{i,j}$  from  $n_i$  to  $n_j$  to  $E$ ;
14     add the label  $\text{ConstantStr}(s[i, j])$  to  $e_{i,j}$ ;
15     foreach  $x$  and  $y$  s.t.  $s[x, y] = t[i, j]$  do
16       foreach  $f \in \mathcal{P}[x]$  and  $g \in \mathcal{P}[y]$  do
17         add the label  $\text{SubStr}(f, g)$  to  $e_{i,j}$ ;
18   return  $G = (N, E)$ 
19 end

```

Algorithm 4 gives the pseudo-code for constructing a transformation graph for a transformation  $s \rightarrow t$ . It first builds a two-dimensional array  $\mathcal{P}$  to keep all the possible position functions to

represent a position in  $s$ . To this end, it finds all the matches of any term  $\tau$  and any substring  $s[x, y]$  of  $s$ . For each of these matches, it respectively adds the beginning and ending positions of the match to  $\mathcal{P}[x]$  and  $\mathcal{P}[y]$  (Lines 3 to 7). In addition, for each  $1 \leq k \leq |s|$ , it adds the constant positions  $\text{ConstPos}(k)$  and  $\text{ConstPos}(k - |s| - 1)$  to  $\mathcal{P}[k]$  (Lines 8 to 10). Next, it constructs a set  $N$  of  $|t| + 1$  nodes and build an edge  $e_{i,j}$  for each substring  $t[i, j]$  of  $t$ . Afterwards, for each substring  $t[i, j]$ , it adds a constant string label  $\text{ConstantStr}(t[i, j])$  to the edge  $e_{i,j}$  (Line 14). In addition, for each substring  $s[x, y]$  that matches  $t[i, j]$ , it adds all the labels  $\text{SubStr}(f, g)$  to  $e_{i,j}$  where  $f$  and  $g$  are position functions in  $\mathcal{P}[x]$  and  $\mathcal{P}[y]$  (Line 17). Finally it returns the transformation graph (Line 18).

**Complexity Analysis.** Given a transformation  $s \rightarrow t$ , the complexity of this algorithm is  $O(|s|^2|t|^2)$ . We need to identify all the matches between any term and any substring of  $s$  to build the position array  $\mathcal{P}$ . To find all the matchings of a regex-based term, we need to sequentially scan  $s$ . Note that there are a constant number of regex-based terms (in our case it is 4). To find all the matches of the constant-based terms, we need to enumerate every substring of  $s$ . Thus constructing the position array  $\mathcal{P}$  needs  $O(|s|^2)$ . For each substring  $t[i, j]$ , we build an edge  $e_{i,j}$ . There are up to  $|s|$  substrings of  $s$  that can match  $t[i, j]$ . For each matched substring, there are  $O(|s|^2)$  string functions. Thus the total time complexity is  $O(|s|^2|t|^2)$ .

## B RANKING CONSTANT STRING TERMS

There are many  $\text{ConstantStr}$  string functions in a transformation graph. Consider a transformation  $t \rightarrow s$ . Each substring  $s[i, j]$  of  $s$  will result in a label  $\text{ConstantStr}(s[i, j])$  in its transformation graph and there are  $|s|^2$ . Moreover, there are a huge number of constant string terms that located some positions. For example, in the above example, each position  $t[i]$  can be located by  $|t|$  constant string terms,  $t[1, i], \dots, t[i - 1, i]$  and  $t[i, i + 1], \dots, t[i, |t|]$ . These position functions result even more different string functions  $\text{SubStr}$ . Since the transformation program is a combination of the string functions, the number of programs will grow exponentially. To reduce the search space for pivot transformation path and improve the efficiency, we propose a heuristic to rank the constant string terms. Then for each position, we only use the highest ranked constant string term to located it. We can also reduce the number of  $\text{ConstantStr}$  string functions in the transformation graph by only keeping the highest ranked one among all the adjacent constant string term.

Next we introduce the ranking scheme. We have an observation the constant string terms used in our selected pivot transformation program are usually frequently appeared in the dataset. For example, the constant string term 'Dr.' in 'Dr. Dewitt' and 'Dr. Ullman'. Thus the frequency of a constant string in the whole dataset can be used for ranking. However, using frequency alone would cause problems. This is because a substring of a string always has a higher frequency than the string itself. Thus in the end all the positions are located by the single-character constant strings. The single-character constant strings are not specific enough and may aggregate dissimilar transformations together. For example, the constant string 'D' cannot distinguish the first positions in 'Dr. Dewitt' and 'David' and may put them together, which is not desired.

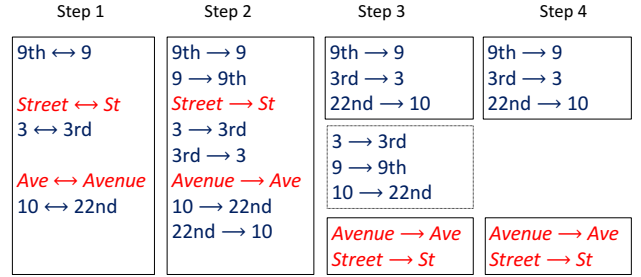


Figure 9: An example of generating transformations

To address the above issue, we use the structure groups. We observe that transformations with the same structures are likely to be “similar” and be grouped together. Thus we use the string frequency within a structure group as another indicator. In particular, suppose the frequency of a constant string term  $\tau$  within a structure group and within the dataset is  $\text{freq}_{\text{STRUC}}(\tau)$  and  $\text{freq}_{\text{GLOBAL}}(\tau)$ , we use the score

$$\frac{\text{freq}_{\text{STRUC}}(\tau)}{\sqrt{\text{freq}_{\text{GLOBAL}}(\tau)}}$$

to rank constant string terms in this structure group. This would prefer constant string term appears frequently within its structure group but infrequent outside the group. Note that the single-character strings are frequent both inside and outside a group and are less preferred in this ranking scheme. We square the frequency in the dataset to strengthen the impact of the frequency in groups.

**The Static Order of Position Functions.** Though we limit the number of constant string terms for each position, there may still be some other regex-based terms. Similarly to [29, 38], we also use a static order for the position functions that locate the same position to improve the efficiency. In this order, the regex-based term is better than the constant string term. The regex-based term with wider character class is better than the narrower ones.

**The Static Order of Affix String Functions.** We only add the affix string function labels for the longest prefixes and suffixes to the transformation graph. For example, if both  $t[i, j]$  and  $t[i, j + 1]$  are prefixes of  $s[x, y]$ , we do not add the label  $\text{Prefix}(\tau, k)$  for the substring  $t[i, j]$  as it is shorter than  $t[i, j + 1]$ .

Note that, when there are too many transformations in  $\Sigma$ , we can randomly sample some transformations in  $\Sigma$  and use the transformation path contained by most of the samples as the pivot path. This will improve the efficiency of our pivot path selection method as the inverted list intersection takes less time.

## C TRANSFORMATION SELECTION DETAILS

We give the method of generating transformations from a set of matching rules in this section based on the two strategies we discussed in Section 5. Given a matching rule  $lhs \leftrightarrow rhs$ , we consider two cases.

Case 1:  $\text{STRUC}(lhs) \equiv \text{STRUC}(rhs)$ . If  $|lhs| \geq |rhs|$ , we select transformation  $lhs \rightarrow rhs$ ; otherwise, we choose  $rhs \rightarrow lhs$ .

Case 2:  $\text{STRUC}(lhs) \neq \text{STRUC}(rhs)$ . We first generate both transformations  $lhs \rightarrow rhs$  and  $rhs \rightarrow lhs$  and then aggregate all the generated transformations by their structures. For each structure group  $\text{Struc}_1 \rightarrow \text{Struc}_2$ , obviously there must be a symmetric structure group  $\text{Struc}_2 \rightarrow \text{Struc}_1$  and their transformations come



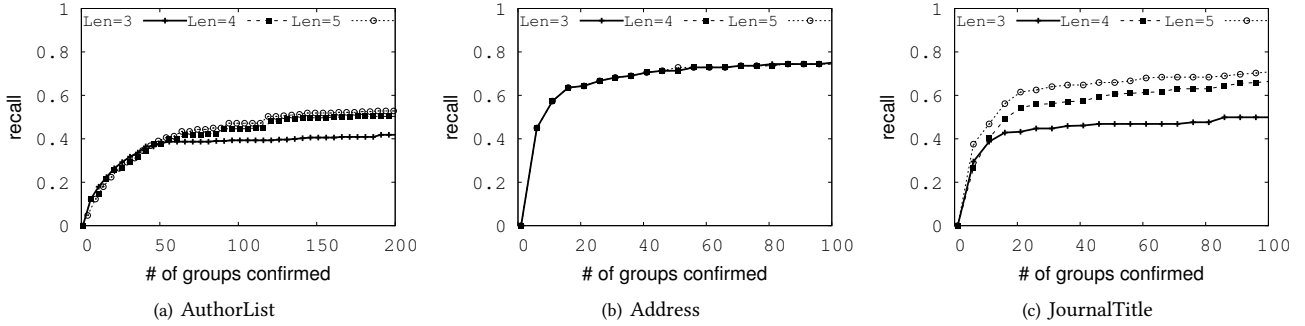


Figure 10: The recall of merging duplicates for different maximum path lengths

Table 6: The dataset details

Dataset	#Rows	#Clusters	Avg/Min/Max Cluster Size
AUTHORLIST	33,971	1,265	26.85/1/159
ADDRESS	17,497	3,038	5.759/1/1196
JOURNALTITLE	55,617	31,023	1.79/1/203

from exactly the same set of matching rules. Now we keep the group of transformations with longer lhs strings and drop all the transformations in the other group. In this way, one can verify each matching rule has one and only one transformation left. Finally, we can use our proposed methods to aggregate the selected transformations.

*Example C.1.* Consider the five matching rules on the left of Figure 9 (Step 1). The two red italic matching rules satisfy  $\text{STRUC}(\text{lhs}) \equiv \text{STRUC}(\text{rhs})$ . Thus, we generate only one transformation for each of them which has the longer lhs strings. For the other three matching rules, we generate two transformations for each one of them (Step 2). Then we aggregate the generated transformations by their structures and get three groups (Step 3). Finally, we remove one group with shorter lhs strings from the two symmetric groups (Step 4). We can see each matching rule has one and only one transformation left at the end. Note that the group (9th  $\rightarrow$  9, 3rd  $\rightarrow$  3, 22nd  $\rightarrow$  10) will be further split to two groups (9th  $\rightarrow$  9, 3rd  $\rightarrow$  3) and (22nd  $\rightarrow$  10) after grouping by programs using our methods.

## D A REAL EXAMPLE

We show a real example here in the AUTHORLIST dataset. In the AUTHORLIST dataset, the book “ARM System Developer’s Guide: Designing and Optimizing System Software” has 21 distinct different author lists (see the first column of Table 8). In the ground truth of merging duplicate author lists, there are only 9 distinct author lists (the third column of Table 8). When creating the ground truth, two author lists with different authors or authors in different orders are thought different. Two authors with first or last name missing are different. However, two authors with middle name missing are thought as the same.

We applied our algorithm to the dataset. A part of matching groups (only 5 matchings out of many in each group are shown) involved in merging the cluster in Table 8 are shown in Table 9.

Table 7: Aggregation time (in seconds)

	AUTHORLIST	ADDRESS	JOURNALTITLE
RandDir	118.0	0.62	120.6
LongDir	124.4	0.66	132.3
RevDir	116.2	2.743	151.4
BestDir	115.4	0.661	142.3

Note that each matching is associated with a list of value pairs and position pairs to indicate where to apply this matching as discuss in Section 6, though it is not shown in the table. Clearly, it is hard for a human to manually craft all the matchings (rules) in this cluster. Moreover, it is inconceivable that the crafted matchings (rules) can be applied to everywhere in the dataset.

In the end of the experiment, the 21 distinct author lists were merged to only 11 (see the second column of Table 8) where the ground truth has 9. In this particular cluster, we achieved a precision of 100% and a recall of 53.2%. This is because there are 47 duplicate pairs can be merged in the first column of Table 8 while we only merged 25 of them (the second column of Table 8), which gives the recall as  $\frac{25}{47} = 53.2\%$ .

## E MORE EXPERIMENTS

The details of the three datasets we used in the experiment are shown in Table 6. We also evaluated the effectiveness of the four transformations selection methods as described in Section 7.2 and Table 7 gives the results. They had similar aggregation time as they used the same aggregation method.

We also evaluated the impact of the maximum path length on merging duplicates. We varied the maximum path length and reported the recall of our method. Figure 10 gives the results. We observe that the longer the maximum path was, the better recall it can produce. For example, on JOURNALTITLE, a maximum path length of 5 improved the recall of maximum path length 3 by 20%. This is because the longer the maximum path length was, the more expressive the transformation program can be and more matching rules can be aggregated together. However, with the increase of the maximum path length, the aggregation time increases rapidly as the search space grows exponentially.

**Table 8: Updates on a cluster in the author list dataset**

<i>The Cluster Before Applying Our Algorithm</i>	<i>The Cluster After Applying Our Algorithm</i>	<i>Ground Truth</i>	
andrew sloss	andrew n sloss	$A_1$	
andrew n sloss			
sloss, andrew			
sloss, andrew n.			
andrew sloss, et al	andrew sloss, et al	$A_2$	
chris wright	chris wright	$A_3$	
sloss	sloss	$A_4$	
sloss, andrew n./ symes,	sloss, andrew; symes,	$A_5$	
sloss, andrew n./ symes, dominic/ wright	sloss, andrew; symes, dominic/ wright	$A_6$	
andrew sloss, dominic symes, chris wright	andrew sloss; dominic symes; chris wright	$A_7$	
andrew sloss; dominic symes; chris wright			
andrew n. sloss, dominic symes, chris wright			
by (author) sloss, andrew by (author) symes, dominic by (author) wright, chris			
sloss, andrew, and symes, dominic, and wright, chris	sloss, andrew; symes, dominic; wright, chris		
sloss, andrew; symes, dominic; wright, chris			
sloss, andrewsymes, dominicwright, chris			
sloss, andrew symes, dominic wright, chris			
sloss, andrew (author) symes, dominic (author) wright, chris (author)			
sloss, andrew; wright, chris; symes, dominic	sloss, andrew; wright, chris; symes, dominic	$A_8$	
sloss, andrew n./ symes, dominic/ wright, chris/ rayfield, john (con)	sloss, andrew; symes, dominic; wright, chris/ rayfield, john (con)	$A_9$	
andrew n. sloss, dominic symes, chris wright, john rayfield	andrew sloss; dominic symes; chris wright, john rayfield		

**Table 9: A part of matching groups (only 5 matchings in each group are shown here) used for updating the cluster in Table 8**

Group 1	Group 2	Group 3	Group 4
symes, ↔ symes;	sloss, andrew ↔ andrew sloss	andrew (author) ↔ andrew;	andrew, and ↔ andrew;
sloss, ↔ sloss;	meyers, michael ↔ michael meyers	dominic (author) ↔ dominic;	dominic, and ↔ dominic;
david, ↔ david;	celko, joe ↔ joe celko	michael (author) ↔ michael;	david, and ↔ david;
bill, ↔ bill;	chan, patrick ↔ patrick chan	david (author) ↔ david;	eric, and ↔ eric;
eric, ↔ eric;	sedgewick, robert ↔ robert sedgewick	james (author) ↔ james;	greg, and ↔ greg;
Group 5		Group 6	
andrewsymes, dominicwright, ↔ andrew; symes, dominic; wright,		sloss, andrew n. ↔ andrew sloss	
don; skonnard, aaron; lam, ↔ donskonnard, aaronlam,		lenk, john d. ↔ john lenk	
david; turner, phil; turner, ↔ davidturner, philturner,		zelkowitz, marvin v. ↔ marvin zelkowitz	
nik; chapple, mike; hausman, ↔ nikchapple, mikehausman,		savitch, walter j. ↔ walter savitch	
gene; wrensch, tom; dechow, ↔ genewrensch, tomdechow,		rittinghouse, john w. ↔ john rittinghouse	