

# Uncertainty in Multi-Commodity Routing Networks: When does it help?

Shreyas Sekar, Liyuan Zheng, Lillian J. Ratliff, and Baosen Zhang

**Abstract**—We study the equilibrium quality in a multi-commodity selfish routing game with many types of users, where each user type experiences a different level of uncertainty. We consider a new model of uncertainty where each user over- or under-estimates their congestion costs by a multiplicative constant. We present a variety of theoretical results showing that when users under-estimate their costs, the network congestion decreases at equilibrium, whereas over-estimation of costs leads to increased equilibrium congestion. Motivated by applications in urban transportation networks, we perform simulations consisting of parking users and through traffic on synthetic and realistic network topologies. In light of the dynamic pricing policies aimed at tackling congestion, our results indicate that while users’ perception of these prices can significantly impact the policy’s efficacy, optimism in the face of uncertainty leads to favorable network conditions.

## I. INTRODUCTION

Multi-commodity routing networks that allocate resources to self-interested users lie at the heart of many systems such as communication, transportation, and power networks [1]. In all of these systems, users are *inherently heterogeneous* not only in their demands and objectives, but also in their belief about the state of the system and how they trade-off between time, money, and risk [2], [3]. Naturally, these private beliefs influence each user’s decisions and as a consequence, the total welfare of the overall system. Therefore, understanding the effects of these heterogeneities is fundamental to characterizing the state and performance of the networks.

A motivating example of a routing network that we use throughout this paper is the *urban transportation network*. Drivers and travelers in road networks simultaneously trade-off between diverse objectives such as total travel time, road taxes, parking costs, waiting delays, walking distance and environmental impact. At the same time, these users tend to possess varying levels of information and heterogeneous attitudes, and there is evidence [4], [5] to suggest that the routes adopted depend not on the true costs but on how they are perceived by the users. For instance, users prefer safer routes over those with high variance [6], seek to minimize travel time over parking costs [7], and react adversely to per-mile road taxes [8].

Furthermore, the technological and economic incentives employed by network operators to tackle congestion may compound these effects by interacting with user beliefs in a ‘perverse manner’ [9]. For example, to limit the severe economic loss arising from urban congestion [10], cities across the world have introduced a number of solutions

including road taxes [11], time-of-day-pricing, and roadside message signs [12]. However, the dynamic nature of these incentives (e.g., frequent price updates) and the limited availability of information dispersal mechanisms may add to users’ uncertainties and asymmetries in beliefs. Therefore, to truly evaluate the efficacy of such solutions, it is crucial to understand how these changes impact the congestion level of the system.

The effect of uncertainties on network equilibrium was examined in a recent body of work [9], [13], [14]. These *uncertainties are reflected through the beliefs of users*, where each user may perceive the network condition to be different than the ‘true’ conditions. The current results have focused on simple networks (e.g., parallel links) where a fixed percentage of population was endowed with the same level of uncertainty. Given the complexity in most practical networks, it is natural to ask how uncertainty (i.e., user beliefs) affects equilibria with many types of users, whose perceptions vary according to the user type. Specifically, in this work we answer the following two questions: (i) *how do equilibria depend on the type and level of uncertainty in networks with a multitude of users*, and (ii) *when does uncertainty lead to an improvement or degradation in equilibrium quality respectively?*

To address these questions, we turn to a *multi-commodity selfish routing* framework commonly employed by many disciplines (see, e.g., [15]–[18]). In our model, each user seeks to route some flow across two nodes in a network and faces congestion costs on each link. These congestion costs are perceived differently by each user in the network, representing the uncertainties in their beliefs. It is well-known that even in the presence of perfect information (every user knows the exact true cost), strategic behavior by the users can result in considerably worse congestion at equilibrium when compared to an optimum routing solution [19]. Against this backdrop, we analyze what happens when users have imprecise views about the congestion costs. A surprising outcome arises: in the presence of uncertainty, if users underestimate the costs and select routes based on these perceived costs, *the equilibrium quality is better compared to the full information case*. Conversely, if the users are overly conservative and over-estimate the costs, the equilibrium quality becomes worse.

### A. Contributions

We introduce the notion of *type-dependent uncertainty* in multi-commodity routing networks, where the uncertainty of users belonging to type  $\theta$  is captured by a single parameter  $r_\theta > 0$ . Specifically, for each user of type  $\theta$ , if her true cost

All of the authors are associated with the Department of Electrical Engineering, University of Washington, Seattle, WA, USA. {sekarshr, liyuanz8, ratliff1, zhangbao}@uw.edu.

on edge  $e$  is given by  $C_e(x) = a_e x + b_e$ , where  $x$  is the total population of users on this edge, then her *perceived cost* is  $a_e x + r_\theta b_e$ .

We are interested in studying the quality of the equilibrium routing as well the socially optimal routing solution, using *social cost* as a metric. Specifically, given an allocation  $\mathbf{x}$  where each user routes an infinitesimal amount of flow between desired nodes in the network, the social cost of this solution is said to be

$$C(\mathbf{x}) = \sum_{e \in \mathcal{E}} x_e C_e(x_e) \quad (1)$$

where  $x_e$  is the total population mass, summed over all user types, allocated to edge  $e$  under the allocation rule  $\mathbf{x}$  (see Section II for formal definitions).

We consider two types of uncertainties: *pessimism* where users over-estimate the costs ( $r_\theta \geq 1$ ) and *optimism* where users under-estimate the costs ( $r_\theta \leq 1$ ), for all types  $\theta$ .

Under this model of type-based uncertainty in congestion costs, we have the following contributions:

- (a) The social cost of the equilibrium solution where all users have the same level of uncertainty ( $r_\theta = r$  for all  $\theta$ ) is *always smaller than or equal to* the cost of the equilibrium solution without uncertainty when  $r \in [0.5, 1]$  and vice-versa when  $r \geq 1$ .
- (b) The worst-case ratio of the social cost of the equilibrium to that of the socially optimal solution (i.e., the price of anarchy [19]) is  $\frac{4r_{\min}^2}{4r_{\min}\gamma - 1}$ , where  $r_{\min} = \min_\theta r_\theta$  and  $\gamma \leq 1$  is the ratio of the minimum to the maximum uncertainty over user types.
- (c) In systems having users with and without uncertainty, the routing choices adopted by the uncertain users always results in an improvement in the costs experienced by users without uncertainty.

Under some additional model assumptions, the above results also extend to a more general model where users possess different uncertainties on each edge. The extensions to this general model are covered in Section III-D.

To validate the theoretical results, we present a number of simulation results. We focus specifically on the application of parking in urban transportation networks (see, e.g., Fig. 3) and consider simple networks as well as realistic urban network topologies with two types of users: through traffic and parking users. We demonstrate the effects of an uncertain parking population on equilibrium quality. We show via simulations that *optimism improves equilibrium quality while pessimism degrades it* both when uncertainty is asymmetric across user types and when users face different levels of uncertainty on different network edges.

### B. Comparison with Other Models of Uncertainties

Our work is closely related to the extensive body of work on risk-averse selfish routing [20], [21] and pricing tolls in congestion networks [2], [22], [23]. The former line of research focuses on the well known *mean-standard deviation* model where each self-interested user selects a path that minimizes a linear combination of her expected travel time

and standard deviation. While such an objective is desirable from a central planner's perspective, experimental studies suggest that individuals tend to employ simpler heuristics when faced with uncertainty [24]. Motivated by this, we adopt a multiplicative model of uncertainty similar to [25], [26].

In regards to the latter line of work, the literature on computing tolls for heterogeneous users is driven by the need to *implement the optimum routing* by adjusting the toll amount, which is often interpreted as the *time-money* tradeoff, on each edge as a function of the congestion. It is possible to draw parallels between additive uncertainty models (such as the mean-standard deviation model) and tolling; specifically, tolling can be viewed as adjusting for users uncertainty.

We, on the other hand, assume that the user beliefs are independent of the congestion in the network, and aim for a more nuanced understanding of the dependence of network congestion on the level of uncertainty. Moreover, we study the effect of both optimistic and pessimistic attitudes, whereas much of the existing work focuses strictly on pessimistic user behavior.

### C. Organization

The rest of the paper is structured as follows. In Section II, we formally introduce our model followed by our main results in Section III. Section IV presents our simulation results on urban transportation networks with parking and routing users who face different levels of uncertainty. Finally, we conclude with some discussion and comments on future directions in Section V.

## II. MODEL AND PRELIMINARIES

We consider a non-atomic, multi-commodity selfish routing game with multiple types of users. Specifically, we consider a network represented as  $G = (V, \mathcal{E})$  where  $V$  is the set of nodes and  $\mathcal{E}$  is the set of edges. For each edge  $e \in \mathcal{E}$ , we define a linear cost function

$$C_e(x_e) = a_e x_e + b_e, \quad (2)$$

where  $x_e \geq 0$  is the total population (or flow) of users on that edge and  $a_e, b_e \geq 0$ . One can interpret  $C_e(\cdot)$  as the true cost or expected congestion felt by the users on this edge. However, due to uncertainty, users may perceive the cost on each edge  $e \in \mathcal{E}$  to be different from its true cost.

To capture that users may have different perceived uncertainties, we introduce the notion of *type*. Specifically, we consider a finite set of user types  $\mathcal{T}$ , where each type  $\theta \in \mathcal{T}$  is uniquely defined by the following tuple  $(s_\theta, t_\theta, \mu_\theta, r_\theta)$ . We assume that  $\mu_\theta > 0$  denotes the total population of users belonging to type  $\theta$  such that each of these infinitesimal users seeks to route *some flow* from its source node  $s_\theta \in V$  to the destination node  $t_\theta \in V$ . Moreover, the parameter  $r_\theta > 0$  captures the beliefs or uncertainties associated with users of type  $\theta$  and affects the edge cost in the following way: users of type  $\theta$  perceive the cost of edge  $e \in \mathcal{E}$  to be

$$\hat{C}_e^\theta(x_e) = a_e x_e + r_\theta b_e. \quad (3)$$

If we interpret  $b_e$  as a price or a tax, then  $r_\theta < 1$  denotes the case where users of type  $\theta$  underestimate prices compared to their actual value and  $r_\theta > 1$  captures situations where users over-estimate prices or view them adversely compared to their other costs. For this reason, we sometimes refer to this type of multiplicative uncertainty as *price uncertainty*.

Let  $\mathcal{P}_\theta$  denote the set of all  $s_\theta$ - $t_\theta$  paths in  $G$  where  $s_\theta$  is the source and  $t_\theta$  is the destination. A path  $p \in \mathcal{P}_\theta$  is a sequence of edges connecting  $s_\theta$  to  $t_\theta$ .

Formally, let  $x_p^\theta \in \mathbb{R}$  be the total flow routed by users of type  $\theta$  on path  $p \in \mathcal{P}_\theta$ . We define a *feasible flow* to be a flow  $\mathbf{x} = (x_p^\theta)_{\theta \in \mathcal{T}, p \in \mathcal{P}_\theta} \in \mathbb{R}^{|\mathcal{T}| \cdot |\mathcal{P}_\theta|}$  such that for all  $\theta \in \mathcal{T}$ ,

$$\sum_{p \in \mathcal{P}_\theta} x_p^\theta = \mu_\theta \quad (4)$$

and  $x_p^\theta \geq 0$  for all paths  $p \in \mathcal{P}_\theta$ . Let  $\mathcal{X}_\theta$  be the set of all feasible flows for type  $\theta$ . The action space of users of type  $\theta$  is  $\mathcal{X}_\theta$ —that is, users of type  $\theta$  choose a feasible flow  $\mathbf{x}^\theta = (x_p^\theta)_{p \in \mathcal{P}_\theta} \in \mathcal{X}_\theta$ .

Path flows are related to edge flows. Indeed, let  $x_e^\theta \in \mathbb{R}$  be flow on edge  $e$  of users of type  $\theta$ . The edge and path flow for users of type  $\theta$  are related by

$$x_e^\theta = \sum_{p \in \mathcal{P}_\theta, e \in p} x_p^\theta \quad (5)$$

Define the total flow on edge  $e$  to be

$$x_e = \sum_{\theta \in \mathcal{T}} x_e^\theta. \quad (6)$$

Then, in this notation, we can write the path cost in terms of edge flow; indeed for any path  $p$  in the graph,

$$C_p(\mathbf{x}) = \sum_{e \in p} C_e(x_e) = \sum_{e \in p} (a_e x_e + b_e). \quad (7)$$

Similarly, the perceived path costs are given by

$$\hat{C}_p^\theta(\mathbf{x}) = \sum_{e \in p} \hat{C}_e^\theta(x_e) = \sum_{e \in p} a_e x_e + r_\theta b_e. \quad (8)$$

Users of type  $\theta$  choose a feasible flow that minimizes their perceived cost under the allocation  $\mathbf{x}^\theta$ :

$$\sum_{p \in \mathcal{P}_\theta} x_p^\theta \hat{C}_p^\theta(x_p^\theta). \quad (9)$$

Let  $\mathcal{X} = (\mathcal{X}_\theta)_{\theta \in \mathcal{T}}$  denote the space of feasible flows for all user types. We define a game instance as the tuple

$$\mathcal{G} = \{(V, \mathcal{E}), \mathcal{T}, \mathcal{X}, (\mathcal{P}_\theta)_{\theta \in \mathcal{T}}, (s_\theta, t_\theta, \mu_\theta, r_\theta)_{\theta \in \mathcal{T}}, (C_e)_{e \in \mathcal{E}}\}. \quad (10)$$

### A. Illustrative Example

To get a better feel for our multi-commodity routing model, let us consider the example depicted Fig. 1 of a simple network that captures the conflict between two types of users. Such a situation could occur in a number of applications pertaining to urban transportation where different types of users compete for the same resources. For concreteness, suppose that  $\theta_1$  represents travelers who choose between public transportation or ride-sharing (path  $\{e_2, e_3\}$ ) and

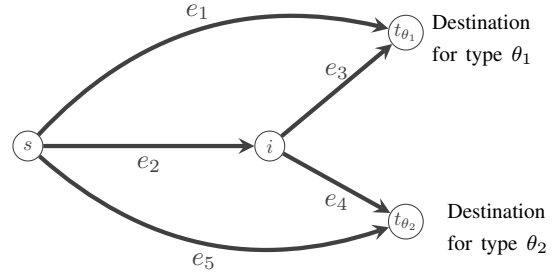


Fig. 1: An abstract example of a two-commodity routing game, where all traffic originates at node  $s$ . Users of type  $\theta_1$  select a route between nodes  $s$  and  $t_{\theta_1}$ , whereas users of type  $\theta_2$  route traffic between  $s$  and  $t_{\theta_2}$ .

simply walking to their final destination (edge  $e_1$ ). On the other hand,  $\theta_2$  could denote drivers with personal vehicles (paths  $\{e_2, e_4\}$  and  $\{e_5\}$ ).

Suppose that  $C_{e_2}(x) = ax$  for some parameter  $a > 0$ —this captures the congestion costs faced both by users of type  $\theta_1$  (on a vehicle) and users of type  $\theta_2$ . Users on edge  $e_1$  experience costs associated with walking, whereas users on edge  $e_3$  experience (e.g.,) the delays involved in public transportation or the price of ride-sharing. Due to the proliferation of global positioning systems (GPS), it is reasonable to assume that users of type  $\theta_2$  have no uncertainty ( $r_{\theta_2} = 1$ ). On the contrary, users of type  $\theta_1$  could be averse to (or even favor) walking long distances and therefore  $r_{\theta_1} \neq 1$ .

To illustrate the behavior of users with uncertainty, observe that when  $r_{\theta_1} > 1$ , more users of type  $\theta_1$  would select the common edge  $e_2$  (to avoid walking) leading to more congestion for users of type  $\theta_1$ . When these users prefer  $e_1$ , this leads to less congestion for the driving users. While this instance was described only for illustrative purposes, user behavior under uncertainty for more realistic and nuanced examples can be seen in Section IV for transportation networks where users searching for parking compete with through traffic.

### B. Nash Equilibrium Concept and its Efficiency

We assume that the users in the system are self-interested and route their flow with the goal of minimizing their individual cost. Therefore, the solution concept of interest in such a setting is that of a Nash equilibrium, where each user type routes their flow on minimum cost paths with respect to their perceived cost functions and the actions of the other users.

*Definition 2.1 (Nash Equilibrium):* Given a game instance  $\mathcal{G}$ , a feasible flow  $\mathbf{x}$  is said to be a *Nash equilibrium* if for every  $\theta \in \mathcal{T}$ , for all  $p \in \mathcal{P}_\theta$  with positive flow,  $x_p^\theta > 0$ ,

$$\hat{C}_p^\theta(\mathbf{x}) \leq \hat{C}_{p'}^\theta(\mathbf{x}), \quad \forall p' \in \mathcal{P}_\theta \quad (11)$$

For the rest of this work, we will assume that all the flows considered are feasible.

*Remark 1 (User Beliefs):* For the sake of completeness and to understand how an equilibrium is reached, we briefly

comment on each user’s beliefs about the uncertainties of the other users. We make the assumption that all game instances considered are *full information* games in order to utilize the classical Nash equilibrium concept. This means, for the games we consider, that type-based uncertainty is not only known within the type but across all types—that is, a user of type  $\theta$  knows the uncertainty levels of the users of all other types  $\theta' \in \mathcal{T}$ . While a user knowing the uncertainty level within its own type may not be unreasonable, full knowledge of the uncertainties of the other types is a strong assumption.

This being said, for the types of games we consider—games admitting a potential—a number of *myopic learning rules*<sup>1</sup> converge to Nash equilibria (see, e.g., [27] and references therein). We are currently investigating layered belief structures coupled with a Bayesian Nash equilibrium concept. Some recent work has investigated such structures in a routing game context [28]; however, it is well known that equilibria in these types of games are computationally difficult to resolve.

### C. Social Cost and Price of Anarchy

One of the central goals in this work is to compare the quality of the equilibrium solution in the presence of uncertainty to the socially optimal flow as, e.g., computed by a centralized planner with the goal of minimizing the aggregate cost in the system. Specifically, the social cost of a flow  $\mathbf{x}$  is given by

$$C(\mathbf{x}) = \sum_{e \in \mathcal{E}} C_e(x_e)x_e. \quad (12)$$

Note that the social cost is only measured with respect to the true congestion costs and does not reflect users’ beliefs or uncertainties.

To capture inefficiencies, we leverage the well-studied notion of the *price of anarchy* which is the ratio of the social cost of the *worst-case Nash equilibrium* to that of the socially optimal solution. Formally, given an instance  $\mathcal{G}$  of a multi-commodity routing game belonging to some class  $\mathcal{C}$  of instances (a class refers to a set of instances that share some property) suppose that  $\mathbf{x}_{\mathcal{G}}^*$  is the flow that minimizes the social cost  $C(\mathbf{x})$  and that  $\tilde{\mathbf{x}}_{\mathcal{G}}$  is the Nash equilibrium for the given instance, then the price of anarchy is defined as follows.

*Definition 2.2 (Price of Anarchy):* Given a class of instances  $\mathcal{C}$ , the *price of anarchy* for this class is

$$\max_{\mathcal{G} \in \mathcal{C}} \frac{C(\tilde{\mathbf{x}}_{\mathcal{G}})}{C(\mathbf{x}_{\mathcal{G}}^*)}. \quad (13)$$

Since, we study a cost-minimizing game, the price of anarchy is always greater than or equal to one.

## III. MAIN RESULTS

In support of our main theoretical results, we derive a potential function for the game instances we consider.

<sup>1</sup>By *myopic learning rules*, we mean rules for iterated play that require each player to have minimal-to-no knowledge of other players’ cost functions and/or strategies.

Routing games that fall into the general class of potential games have a number of “nice properties” in terms of existence, uniqueness, and computability [27]. General multi-commodity, selfish routing games with heterogeneous users, however, do not belong to the class of potential games unless certain assumptions on the edge cost structure are met [17].

Due to the fact that we have linear latencies for each type and the type-dependent uncertainty appears on the  $b_e$  terms for each edge, it can be shown that all game instances of the form we consider admit a potential function and hence, there always exists a Nash equilibrium [17]. Moreover, we get further nice properties of the games we consider as a result of the following proposition.

*Proposition 3.1:* A feasible flow  $\mathbf{x}$  is a Nash equilibrium for a given instance  $\mathcal{G}$  of a multi-commodity routing game if and only if it minimizes the following potential function:

$$\Phi_r(\mathbf{x}) = \sum_{e \in \mathcal{E}} \left( \frac{a_e x_e^2}{2} + b_e \sum_{\theta \in \mathcal{T}} r_{\theta} x_e^{\theta} \right) \quad (14)$$

Moreover, for any two minimizers  $\mathbf{x}, \mathbf{x}'$ ,  $C_e(x_e) = C_e(x'_e)$  for every edge  $e \in \mathcal{E}$ .

The proof of the proposition follows from standard arguments pertaining to the minimizer of a convex function and from the definition of Nash equilibrium as in (11) and we refer the reader to [27] for more details. The second part of the proposition indicates that the equilibria are essentially unique as the cost on every edge is the same across solutions.

With the above proposition in hand, we now derive our main results which fall into four broad categories and are divided as such in the remaining subsections:

- under-estimation (resp. over-estimation) of edge costs leads to decrease (resp. increase) in the social cost;
- price of anarchy bounds;
- uncertainty by a subset of users does not hurt the aggregate social cost of other user types which do not suffer from uncertainty;
- sufficient conditions under which we extend the above results to a generalized model where user uncertainties are asymmetric across edges.

### A. Effect of Uncertainty on Equilibrium Quality

Our first main result identifies a special case of the general multi-commodity game for which uncertainty helps improve equilibrium quality—i.e. decreases the social cost—whenever users under-estimate costs and vice-versa when they over-estimate costs.

To show this result, we need the following technical lemma.

*Lemma 3.2:* Given an instance  $\mathcal{G}$  of a multi-commodity selfish routing game with Nash equilibrium  $\tilde{\mathbf{x}} = (\tilde{x}_e)_{e \in \mathcal{E}}$ , we have that for any feasible flow  $\mathbf{x}$ ,

$$C(\tilde{\mathbf{x}}) - C(\mathbf{x}) \leq - \sum_{\theta \in \mathcal{T}} (2r_{\theta} - 1) \sum_{e \in \mathcal{E}} b_e \Delta x_e^{\theta}, \quad (15)$$

where  $\Delta x_e^{\theta} = \tilde{x}_e^{\theta} - x_e^{\theta}$ .

The proof of the above lemma is provided in Appendix A.

Before stating our first main result, we formally define optimistic and pessimistic user types.

*Definition 3.3: (Optimism and Pessimism)* Given an instance of the multi-commodity routing game  $\mathcal{G}$ , we say that the users are optimistic if  $r_\theta \leq 1$  for all  $\theta \in \mathcal{T}$ . Similarly, the users are pessimistic if  $r_\theta \geq 1$  for all user types.

Given an instance  $\mathcal{G}$  of the multi-commodity routing game, we define  $\mathcal{G}^1$  to be the corresponding game instance with no uncertainty—that is,  $\mathcal{G}^1$  has the same graph, cost functions, and user types as  $\mathcal{G}$ , yet  $r_\theta = 1$  for all  $\theta \in \mathcal{T}$ .

*Theorem 3.4:* Consider any given instance  $\mathcal{G}$  of the multi-commodity routing game with Nash equilibrium  $\tilde{\mathbf{x}}$  and corresponding game instance  $\mathcal{G}^1$ , having no uncertainty, with Nash equilibrium is  $\mathbf{x}^1$ . Then, the following hold:

- 1)  $C(\tilde{\mathbf{x}}) \leq C(\mathbf{x}^1)$  if  $0.5 \leq r_\theta \leq 1$  for all  $\theta$  and for any two types  $\theta_1, \theta_2 \in \mathcal{T}$ , we have that  $r_{\theta_1} = r_{\theta_2}$ .
- 2)  $C(\tilde{\mathbf{x}}) \geq C(\mathbf{x}^1)$  if the instance is pessimistic ( $r_\theta \geq 1$  for all  $\theta$ ) and for any two types  $\theta_1, \theta_2 \in \mathcal{T}$ , we have that  $r_{\theta_1} = r_{\theta_2}$ .

*Proof:* Let  $\Phi_r(\mathbf{x})$  denote the potential function for the instance  $\mathcal{G}$  and  $\Phi_1(\mathbf{x})$  denote the potential function for  $\mathcal{G}^1$  where  $\Phi_1$  is given in (14) with  $r_\theta = 1$  for all  $\theta$ . By definition of the potential function, we know that  $\Phi_r(\tilde{\mathbf{x}}) - \Phi_r(\mathbf{x}^1) \leq 0$  and  $\Phi_1(\mathbf{x}^1) - \Phi_1(\tilde{\mathbf{x}}) \leq 0$ . Expanding these two inequalities, we get that

$$\sum_{e \in \mathcal{E}} \left( \frac{a_e \tilde{x}_e^2}{2} + b_e \sum_{\theta \in \mathcal{T}} r_\theta \tilde{x}_e^\theta - \frac{a_e (x_e^1)^2}{2} - b_e \sum_{\theta \in \mathcal{T}} r_\theta x_e^{1,\theta} \right) \leq 0, \quad (16)$$

and

$$\sum_{e \in \mathcal{E}} \left( \frac{a_e (x_e^1)^2}{2} + b_e \sum_{\theta \in \mathcal{T}} x_e^{1,\theta} - \frac{a_e \tilde{x}_e^2}{2} - b_e \sum_{\theta \in \mathcal{T}} \tilde{x}_e^\theta \right) \leq 0, \quad (17)$$

where  $x_e^{1,\theta}$  denotes the total flow on edge  $e$  by users of type  $\theta$  in the solution  $\mathbf{x}^1$ . Let us define  $\Delta x_e^\theta = \tilde{x}_e^\theta - x_e^{1,\theta}$ , and  $\Delta x_e = \tilde{x}_e - x_e^1$ . By summing the inequalities in (16) and (17), the  $a_e$  terms cancels out giving us:

$$\sum_{e \in \mathcal{E}} b_e \sum_{\theta \in \mathcal{T}} r_\theta \Delta x_e^\theta - \sum_{e \in \mathcal{E}} b_e \sum_{\theta \in \mathcal{T}} \Delta x_e^\theta = \sum_{e \in \mathcal{E}} b_e \sum_{\theta \in \mathcal{T}} (r_\theta - 1) \Delta x_e^\theta \quad (18)$$

and, furthermore,

$$\sum_{e \in \mathcal{E}} b_e \sum_{\theta \in \mathcal{T}} (r_\theta - 1) \Delta x_e^\theta \leq 0. \quad (19)$$

By the conditions of the theorem, we know that  $r_\theta$  is the same for user types: let us use  $r$  to denote the common uncertainty level in the system—i.e.  $r_\theta = r$  for all  $\theta \in \mathcal{T}$ . Substituting this into (18) and using the fact that  $\sum_{\theta} \Delta x_e^\theta = \Delta x_e$  for all edges, we get:

$$(r - 1) \sum_{e \in \mathcal{E}} b_e \Delta x_e \leq 0. \quad (20)$$

Hence,

- 1) When  $r \in [0.5, 1)$ , we have that  $(r - 1) < 0$ , and therefore,  $\sum_{e \in \mathcal{E}} b_e \Delta x_e \geq 0$ .

- 2) When  $r > 1$ , we have that  $(r - 1) > 0$ , and therefore,  $\sum_{e \in \mathcal{E}} b_e \Delta x_e \leq 0$ .

We can finish the proof by consider each of these cases.

**Case I:**  $r \in [0.5, 1)$ : Applying Lemma 3.2 to the instance  $\mathcal{G}$  with  $\mathbf{x} = \mathbf{x}^1$  and  $r_\theta = r$  for all  $\theta \in \mathcal{T}$ , we obtain:

$$C(\tilde{\mathbf{x}}) - C(\mathbf{x}^1) \leq -(2r - 1) \sum_{e \in \mathcal{E}} b_e \Delta x_e = (1 - 2r) \sum_{e \in \mathcal{E}} b_e \Delta x_e. \quad (21)$$

We claim that when  $r \in [0.5, 1)$ , the right-hand side of (21) is lesser than or equal to zero. This is not particularly hard to deduce owing to the fact that  $(1 - 2r) < 0$  in the given range and that  $\sum_{e \in \mathcal{E}} b_e \Delta x_e \geq 0$  as deduced from (20). Therefore,  $C(\tilde{\mathbf{x}}) - C(\mathbf{x}^1) \leq 0$ , which proves the first of the claim that uncertainty with a limited amount of optimism helps lower equilibrium costs.

**Case II:**  $r > 1$ : Applying Lemma 3.2 to the instance  $\mathcal{G}^1$  with  $\mathbf{x} = \tilde{\mathbf{x}}$ , and using the fact that  $\Delta x_e = \tilde{x}_e - x_e^1$ , we have:

$$C(\mathbf{x}^1) - C(\tilde{\mathbf{x}}) \leq -(2r - 1) \sum_{e \in \mathcal{E}} b_e - \Delta x_e = (2r - 1) \sum_{e \in \mathcal{E}} b_e \Delta x_e. \quad (22)$$

Once again when  $r \geq 1$ , we know that  $2r - 1 > 0$  and from (11), we can deduce that  $\sum_{e \in \mathcal{E}} b_e \Delta x_e \leq 0$  in the given range.

This completes the proof that uncertainty coupled with pessimism hurts equilibrium quality. ■

Loosely speaking, the theorem states that as long as the game instance is mildly optimistic and the uncertainty level is the same for all user types, the equilibrium quality with uncertainty is better than the equilibrium quality without uncertainty. Similarly, when the users are pessimistic, uncertainty increases the cost of the equilibrium solution. The following corollary identifies a specific level of (optimistic) uncertainty at which the equilibrium solution is actually optimal.

*Corollary 3.5:* Given an instance  $\mathcal{G}$  of the multi-commodity routing game, let  $\tilde{\mathbf{x}}$  denote its Nash equilibrium and  $\mathbf{x}^*$  denote the socially optimal flow. If  $r_\theta = 0.5$  for all  $\theta \in \mathcal{T}$ , then  $C(\tilde{\mathbf{x}}) = C(\mathbf{x}^*)$ —i.e. the equilibrium is socially optimal.

*Proof:* From Lemma 3.2, we have that  $C(\tilde{\mathbf{x}}) - C(\mathbf{x}^*) \leq -(2r - 1) \sum_{e \in \mathcal{E}} b_e - \Delta x_e = 0$ , since  $2r - 1 = 0$  when  $r = 0.5$ . Of course,  $\mathbf{x}^*$  is the cost-minimizing, socially optimal solution, it can only be that the equilibrium cost is exactly equal to that of the optimal solution. ■

## B. Price of Anarchy Under Uncertainty

In Theorem 3.4, we showed that the equilibrium cost under uncertainty decreases (resp. increases) when users are optimistic (resp. pessimistic) and all user types have the same level of uncertainty. This naturally raises the question of quantifying the improvement (or degradation in equilibrium) and whether uncertainty helps when the uncertainty parameter can differ between user types. In the following theorem, we address both of these questions by providing price of anarchy bounds as a function of the minimum uncertainty in

the system and  $\gamma$ , which is the ratio between the minimum and maximum uncertainty among user types.

*Theorem 3.6:* The price of anarchy for multi-commodity routing games is given by

$$\frac{4r_{\min}^2}{4r_{\min}\gamma - 1}, \quad (23)$$

where  $r_{\min} = \min_{\theta \in \mathcal{T}} r_{\theta}$ , and  $\gamma = \frac{\min_{\theta} r_{\theta}}{\max_{\theta} r_{\theta}}$  as long as  $1 < 4r_{\min}\gamma$ .

The above result, in broad strokes, validates our message that uncertainty helps equilibrium quality when users underestimate their costs and hurts equilibrium quality when users over-estimate their costs. To understand why, let us consider the case of  $\gamma = 1$ —i.e. the uncertainty is the same across user types. We already know that in the absence of uncertainty, the price of anarchy of multi-commodity routing games with linear costs is given by  $\frac{4}{3}$  [19]; this can also be seen by substituting  $r_{\min} = 1$ ,  $\gamma = 1$  in (13). We observe that the price of anarchy is strictly smaller than  $\frac{4}{3}$  for  $r_{\min} < 1$  and reaches the optimum value of one at  $r_{\min} = 0.5$  thereby confirming Corollary 3.5.

Similarly, as  $r_{\min}$  increases from one, the price of anarchy also increases nearly linearly. In fact, our price of anarchy result goes one step beyond Theorem 3.4 as it provides guarantees even when different user types have different uncertainty levels. For example, when  $r_{\min} = 0.6$ , and  $\gamma = 0.9$ —i.e.  $\max_{\theta} r_{\theta} \approx 0.67$ —the price of anarchy is 1.24, which is still better than the price of anarchy without uncertainty. Fig. 2 provides a plot of the price of anarchy as a function of  $r_{\min}$  for three different values of  $\gamma$ .

The price of anarchy result reveals a surprising dichotomy: as long as  $r_{\min} < 1$  and  $\gamma$  is not too large, for any given instance  $\mathcal{G}$  of the multi-commodity routing game, either the equilibrium quality is already good or uncertainty helps lower congestion by a significant amount. Therefore, the social cost of the worst-case equilibrium must improve significantly.

Before diving into the proof of Theorem 3.6, we need another technical lemma which helps characterize our price of anarchy bound.

*Lemma 3.7:* For any two non-negative vectors of equal length,  $(x_1, x_2, \dots, x_n)$  and  $(x'_1, x'_2, \dots, x'_n)$ , let  $x = \sum_{i=1}^n x_i$  and  $x' = \sum_{i=1}^n x'_i$ . Moreover, let  $\mathbf{r} = (r_1, r_2, \dots, r_n)$  be another vector of length  $n$  whose entries are strictly positive. Then, if we let  $r_* = \min_i r_i$  and  $r^* = \max_i r_i$ , for any given function  $f(y) = ay + b$  with  $a, b \geq 0$ , we have that

$$\frac{f(x)x}{f(x')x' + \sum_{i=1}^n (x_i - x'_i)f\left(\frac{x}{r_i}\right)} \leq 4r_*^2 \left( \frac{4r_*^2}{r^*} - 1 \right)^{-1}, \quad (24)$$

The proof of the above lemma is provided in Appendix B.

*Proof:* [Proof of Theorem 3.6] We begin by restating the equilibrium conditions in terms of the well-studied variational inequalities. Specifically, consider some instance  $\mathcal{G}$  of the multi-commodity routing game with equilibrium  $\tilde{x}$ . Then, adopting the variational inequality conditions for a

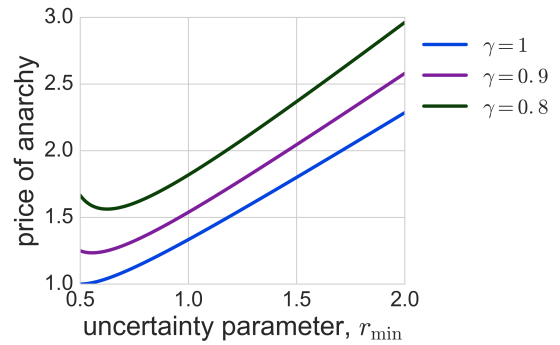


Fig. 2: Price of anarchy as a function of  $r_{\min} = \min_{\theta} r_{\theta}$  for the multi-commodity selfish routing games for three different values of  $\gamma = \frac{\min_{\theta} r_{\theta}}{\max_{\theta} r_{\theta}}$ . Smaller values of price of anarchy are preferable as they indicate that the cost of the equilibrium solution is comparable to the social optimum. In general, we observe that when  $0.5 < r_{\min} < 1$ , the price of anarchy under uncertainty is smaller than that without uncertainty and vice-versa for  $r > 1$ . Yet, too much optimism or large asymmetries in the uncertainty level across user types can also lead to poor equilibrium. For a fixed value of  $\gamma$ , we observe that the price of anarchy drops initially and increases linearly with  $r_{\min}$  after some value of  $r_{\min}$ .

Nash equilibrium [13], [19], for any other solution  $\mathbf{x}$ , and every user type  $\theta \in \mathcal{T}$ , the following condition must be true,

$$\sum_{e \in \mathcal{E}} (a_e \tilde{x}_e + r_{\theta} b_e) (\tilde{x}_e^{\theta} - x_e^{\theta}) \leq 0. \quad (25)$$

Dividing (25) by  $r_{\theta}$ , we get that for any solution  $\mathbf{x}$

$$\sum_{e \in \mathcal{E}} \left( \frac{a_e}{r_{\theta}} \tilde{x}_e + b_e \right) (\tilde{x}_e^{\theta} - x_e^{\theta}) \leq 0. \quad (26)$$

The second inequality is obtained by observing that the right-hand side is greater than or equal to one and using the simple observation that  $\frac{w+q}{r+q} \leq \frac{w}{r}$  when  $w \geq r$  and the parameters are non-negative.

Consider any edge  $e \in \mathcal{E}$ , we apply Lemma 3.7 with  $(x_1, \dots, x_n) = (\tilde{x}_e^{\theta})_{\theta \in \mathcal{T}}$ ,  $(x'_1, \dots, x'_n) = (x_e^{*\theta})_{\theta \in \mathcal{T}}$ ,  $f(y) = C_e(y)$  and  $\mathbf{r} = (r_{\theta})_{\theta \in \mathcal{T}}$ . Indeed, we have that

$$C_e(\tilde{x}_e)\tilde{x}_e \leq \zeta \left( C_e(x_e^*)x_e^* + \sum_{\theta \in \mathcal{T}} (\tilde{x}_e^{\theta} - x_e^{*\theta}) C_e \left( \frac{x_e}{r_{\theta}} \right) \right)$$

where

$$\zeta = 4r_{\min}^2 \left( \frac{4r_{\min}^2}{\max_{\theta} r_{\theta}} - 1 \right)^{-1} = \frac{4r_{\min}^2}{4r_{\min}\gamma - 1}. \quad (27)$$

We can now derive the following bound on the cost of the

equilibrium solution in terms of the optimum solution:

$$\begin{aligned} \sum_{e \in \mathcal{E}} C_e(\tilde{x}_e) \tilde{x}_e &\leq \zeta \sum_{e \in \mathcal{E}} C_e(x_e^*) x_e^* \\ &\quad + \zeta \sum_{e \in \mathcal{E}} \sum_{\theta \in \mathcal{T}} (\tilde{x}_e^\theta - x_e^{*\theta}) \left( a_e \frac{\tilde{x}_e}{r_e^\theta} + b_e \right) \\ &\leq \zeta \sum_{e \in \mathcal{E}} C_e(x_e^*) x_e^*. \end{aligned}$$

Recall from (26) that for any type  $\theta \in \mathcal{T}$ ,  $\sum_{e \in \mathcal{E}} (\tilde{x}_e^\theta - x_e^{*\theta}) (a_e \frac{\tilde{x}_e}{r_e^\theta} + b_e) \leq 0$ . ■

### C. Impact of Uncertain Users on Users without Uncertainty

Now that we have a better understanding of how uncertainty affects the performance of the entire system as measured by the social cost, we now tackle a more nuanced question: *in systems where only some users are uncertain, how does their behavior impact the social cost of the users who do not have uncertainty?* This question is of considerable interest in a number of settings, e.g., in urban transportation networks, where it is believed that inefficient behavior by parking users (such as cruising for parking spots) can often cascade into increased congestion for other drivers leading to a detrimental effect on the overall congestion cost [29]–[32].

We are interested in understanding whether uncertainty helps in ameliorating the negative effects of the congestion brought about by one type of users on another type. In order to study this, we now restrict our attention to a two-commodity routing game  $\mathcal{G}$ , where both types of users seek to route their flow from a common source node  $s$  to sink node  $t$ . Moreover, we assume that for the first type  $\theta_1$ ,  $r_{\theta_1} = 1$ . For the second type  $\theta_2$ , we use  $r_{\theta_2}$  to denote the uncertainty level of users belonging to this type. We refer to this as the *two-commodity game with uncertain and certain users*.

Let us define some additional notation required for the theorem. Suppose that  $\mathbf{x}$  denotes a feasible flow for a given instance of the two-commodity game with uncertain and full information users, we use  $C^{\theta_1}(\mathbf{x}) = \sum_{e \in \mathcal{E}} C_e(x_e) x_e^{\theta_1}$  to denote the aggregate cost of users of type  $\theta_1$ . Finally, we also restrict our focus to series-parallel networks, which denote a popular class of network topologies in the literature pertaining to network routing [33], [34]. Informally, a graph is said to be series-parallel if it does not contain an embedded *Wheatstone network* or equivalently if, in the undirected version of this graph two routes never pass through any edge in opposite directions. The reader is referred to [34] for a more rigorous definition.

We present a somewhat surprising result: as long as the network topology is series-parallel, the aggregate cost felt by users of type  $\theta_1$  without uncertainty is always larger than or equal to the cost felt by the same type of users when users of type  $\theta_2$  are uncertain. In other words, the behavior under uncertainty by one type of users always decreases the congestion costs of other types of users who do not face any uncertainty.

*Theorem 3.8:* Given an instance  $\mathcal{G}$  of the two-commodity game with uncertainty and full information users such that the graph  $G$  is series-parallel, let  $\mathcal{G}^1$  denote a modified version of this instance with no uncertainty (i.e.  $r_{\theta_1} = r_{\theta_2} = 1$  for all  $e \in \mathcal{E}$ ). Let  $\tilde{\mathbf{x}}$  and  $\mathbf{x}^1$  denote the Nash equilibrium for the two instances, respectively. Then,

$$C^{\theta_1}(\tilde{\mathbf{x}}) \leq C^{\theta_1}(\mathbf{x}^1). \quad (28)$$

Before we state the proof of the above theorem, we state the following lemma.

*Lemma 3.9 ([34, Lemma 3]):* Given a series-parallel graph  $G$  and any two feasible flows  $\mathbf{x}, \mathbf{x}'$ , there exists a  $s$ - $t$  path  $p$  with  $x_p > 0$ , such that for every edge  $e \in p$ ,  $x'_e \leq x_e$ .

The above lemma holds for an arbitrary series-parallel graph  $G$  for any two feasible flows  $\mathbf{x}, \mathbf{x}'$  that route the same amount of flow from a given source to sink node.

*Proof:* [Proof of Theorem 3.8] Consider the flows  $\mathbf{x}^1$  and  $\tilde{\mathbf{x}}$ . Applying Lemma 3.9, we get that there exists a path  $p$  with  $x_p^1 > 0$  such that for all  $e \in p$ ,  $\tilde{x}_e \leq x_e^1$ .

We can now bound both  $C^{\theta_1}(\tilde{\mathbf{x}})$  and  $C^{\theta_1}(\mathbf{x}^1)$  in terms of the cost of the path  $p$ . Specifically note that in the solution  $\mathbf{x}^1$ , the path  $p$  has non-zero flow on it, we get that

$$C^{\theta_1}(\mathbf{x}^1) = \mu_{\theta_1} \sum_{e \in p} C_e(x_e^1). \quad (29)$$

However, in the solution  $\tilde{\mathbf{x}}$ , we know that every user of type  $\theta_1$  is using a minimum cost path with respect to the true costs and therefore, the cost of any path used by users of type  $\theta_1$  is at least that of the path  $p$ . Formally,

$$C^{\theta_1}(\tilde{\mathbf{x}}) \leq \mu_{\theta_1} \sum_{e \in p} C_e(\tilde{x}_e) \leq \mu_{\theta_1} \sum_{e \in p} C_e(x_e^1). \quad (30)$$

The final inequality follows from the monotonicity of the cost functions and the fact that  $\tilde{x}_e \leq x_e^1$  for all  $e \in p$ . Therefore, we conclude that  $C^{\theta_1}(\tilde{\mathbf{x}}) \leq C^{\theta_1}(\mathbf{x}^1)$ . ■

### D. Generalization to Edge-Dependent Uncertainty

In the preceding sections, we consider a model where each user type  $\theta$  has an uncertainty level of  $r_\theta > 0$  that applies uniformly to all edges  $e \in \mathcal{E}$ .

Suppose instead that each user type  $\theta$  faces an uncertainty  $r_e^\theta > 0$  on edge  $e \in \mathcal{E}$  such that this user perceives the cost on edge  $e$  to be

$$\hat{C}_e^\theta(x_e) = a_e x_e + r_e^\theta b_e. \quad (31)$$

This is a generalization of the model from the previous sections and we note that an equilibrium exists for this more general model using the following potential function:

$$\Phi_r(\mathbf{x}) = \sum_{e \in \mathcal{E}} \left( \frac{a_e x_e^2}{2} + b_e \sum_{\theta \in \mathcal{T}} r_e^\theta x_e^\theta \right) \quad (32)$$

Both Theorems 3.6 and 3.8 extend to this more general model if the following sufficient condition is satisfied.

*Definition 3.10 (Cognitively Consistent Beliefs):*

$$\frac{\sum_{e \in p} r_e^\theta b_e}{\sum_{e \in p} b_e} = \frac{\sum_{e \in p'} r_e^\theta b_e}{\sum_{e \in p'} b_e}. \quad (33)$$

In other words, we require that a user's average beliefs across a path (weighted by the path length) remain uniform across paths. We define  $\bar{r}_\theta$  to denote the average uncertainty for users of type  $\theta$ , i.e.,  $\bar{r}_\theta = \sum_{e \in p} r_e^\theta b_e$  for any  $(s_\theta, t_\theta)$  path  $p$ .

We modify the notation for game instances to consider edge based uncertainties:

$$\hat{\mathcal{G}} = \{(V, \mathcal{E}), \mathcal{T}, (s_\theta, t_\theta, \mu_\theta, (r_e^\theta)_{e \in \mathcal{E}})_{\theta \in \mathcal{T}}, (C_e)_{e \in \mathcal{E}}\}. \quad (34)$$

Theorem 3.4 holds as long as the users have cognitively consistent beliefs and  $\bar{r}_{\theta_1} = \bar{r}_{\theta_2}$  for any two types  $\theta_1, \theta_2$ .

*Proposition 3.11:* Consider any given instance  $\hat{\mathcal{G}}$  of the multi-commodity routing game with Nash equilibrium  $\tilde{\mathbf{x}}$  and corresponding game instance  $\hat{\mathcal{G}}^1$ , having no uncertainty, with Nash equilibrium is  $\mathbf{x}^1$ . Furthermore, suppose that all users have *cognitively consistent beliefs* and  $\bar{r}_{\theta_1} = \bar{r}_{\theta_2}$  for any two types  $\theta_1, \theta_2$ . Then, the following hold:

- 1)  $C(\tilde{\mathbf{x}}) \leq C(\mathbf{x}^1)$  if  $0.5 \leq \bar{r}_\theta \leq 1$  for all  $\theta$  and for any two types  $\theta_1, \theta_2 \in \mathcal{T}$ , we have that  $\bar{r}_{\theta_1} = \bar{r}_{\theta_2}$ .
- 2)  $C(\tilde{\mathbf{x}}) \geq C(\mathbf{x}^1)$  if the instance is pessimistic ( $\bar{r}_\theta \geq 1$  for all  $\theta$ ) and for any two types  $\theta_1, \theta_2 \in \mathcal{T}$ , we have that  $\bar{r}_{\theta_1} = \bar{r}_{\theta_2}$ .

The key idea here is the decomposition of edge based uncertainties into path based uncertainties and the application of the definition of cognitively consistent beliefs. Specifically, we use the fact that for every type  $\theta$  and path  $p \in \mathcal{P}_\theta$ ,  $\sum_{e \in p} r_e^\theta b_e = \bar{r}_\theta \sum_{e \in p} b_e$ . Therefore, (20), which forms the crux of the proof of the Theorem 3.4 now becomes

$$(\bar{r} - 1) \sum_{e \in \mathcal{E}} b_e \Delta x_e \leq 0, \quad (35)$$

where  $\bar{r}$  denotes the average uncertainty that is common to all user types. The rest of the proof is very similar to that of Theorem 3.4.

Similarly, under the assumption of cognitively consistent beliefs, we derive a price of anarchy bound analogous to Theorem 3.6.

*Proposition 3.12 (Price of Anarchy Bounds for  $\hat{\mathcal{G}}$ ):* The price of anarchy for multi-commodity routing game instance  $\hat{\mathcal{G}}$  where users have *cognitively consistent beliefs* is given by

$$\frac{4r_{\min}^2}{4r_{\min}\gamma - 1} \quad (36)$$

where  $r_{\min} = \min_\theta \bar{r}_\theta$  and  $\gamma = \frac{\max_\theta \bar{r}_\theta}{\min_\theta \bar{r}_\theta}$ .

Recall the two-commodity game of the proceeding section. We can generalize the main result of that section to game instances  $\hat{\mathcal{G}}$ .

*Corollary 3.13:* Consider a game instance  $\hat{\mathcal{G}}$ , and its corresponding no-uncertainty game instance  $\hat{\mathcal{G}}^1$ , of the two-commodity game with uncertainty and full information users such that  $G$  is series parallel. Let  $\tilde{\mathbf{x}}$  and  $\mathbf{x}^1$  denote the Nash equilibrium for the two instances, respectively. Then

$$C^{\theta_1}(\tilde{\mathbf{x}}) \leq C^{\theta_1}(\mathbf{x}^1). \quad (37)$$

The proof of the above corollary follows directly from that of Theorem 3.8.

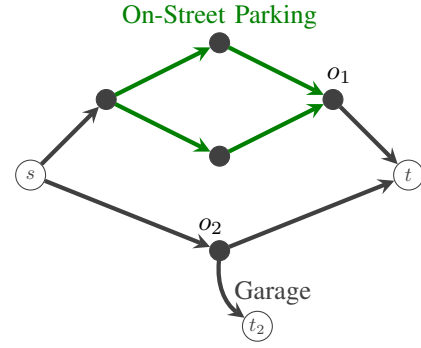


Fig. 3: A special case of our general multi-commodity network with two types of users- parking users and through traffic. All of the network traffic originates at the source node  $s$ . Users belonging to the through traffic simply select a (minimum-cost) path from  $s$  to  $t$  and incur only the latencies on each link. The parking users select between one of two parking structures: on-street parking (indicated in green) with additional circling costs and off-street (e.g., parking garage).

#### IV. NUMERICAL EXAMPLES

In this section, we present our main simulation results on both stylistic as well as realistic urban network topologies comprising of two types of users (two commodities)—i.e. *through traffic*, *parking users* (types  $\theta_1, \theta_2$ , respectively). We consider the more general edge-dependent uncertainty model from Section III-D here, where the parking users have different uncertainty levels on different parts of the network and the through traffic does not suffer from uncertainty at all. We vary the level of uncertainty faced by the parking users, and observe its effect on the social cost at equilibrium.

Despite the generality of the model considered here—different user types have different beliefs, the level of uncertainty depends on the edge under consideration, and the cognitively consistent beliefs condition is not satisfied—our simulations validate the theoretical results presented in the previous section. Particularly, when the parking users are optimistic (under-estimate the price of parking), we observe that the social cost of the equilibrium decreases in both our experiments. On the other hand, the behavior of pessimistic parking users leads to worse equilibrium.

##### A. Effect of Uncertainty on On-Street vs Garage Parking

Inspired by the work in [29] which provides a framework for integrating parking into a classical routing game that abstracts route choices in urban networks, we begin with a somewhat stylized example of an urban network, depicted and described in Fig. 3. The users looking for a parking spot are faced with two options: (i) *on-street parking* which, as in reality, is cheaper but leads to larger wait times due to cruising in search of parking; (ii) an *off-street or a private garage option* that is much easier to access (in terms of wait times) at the expense of a higher price.

To understand the costs faced by the parking users (type  $\theta_2$ ), let  $\mathcal{E}_{os}$  be the set of edges in the on-street parking structure (the green edges in Fig. 3). For parking users that



select the on-street parking option, the cost on edges  $e \in \mathcal{E}_{os}$  are of the form

$$C_e^{\theta_2}(x_e) = C_{e,\ell}^{\theta_2}(x_e) + C_{e,os}^{\theta_2}(x_e) \quad (38)$$

where  $C_{e,\ell}^{\theta_2}(x_e) = a_e x_e + b_e$  is the travel latency part of the cost and  $C_{e,os}^{\theta_2}(x_e) = a_{os} x_e + b_{os}$  is the parking part of the cost. We can turn Fig. 3 into a two-commodity network by creating a *fake* edge  $\tilde{e}$  from node  $o_1$  to  $t_2$  that has the accumulated parking costs from the edges in  $\mathcal{E}_{os}$ —i.e.

$$C_{\tilde{e}}^{\theta_2}(x_{\tilde{e}}) = \sum_{e \in \mathcal{E}_{os}} C_{e,os}^{\theta_2}(x_{\tilde{e}}) = \bar{a}_{os} x_{\tilde{e}} + \bar{b}_{os} \quad (39)$$

Then the costs on edges in  $\mathcal{E}_{os}$  are re-defined to only contain the travel latency component of the cost, and this is the same for both types of users: for  $e \in \mathcal{E}_{os}$ ,

$$C_e^{\theta_1}(x_e) = C_e^{\theta_2}(x_e) = a_e x_e + b_e \quad (40)$$

For the off-street parking structure, the edge, say  $e'$ , from  $o_2$  to  $t_2$  has cost

$$C_{e'}^{\theta_2}(x_{e'}) = a_{pg} x_{e'} + b_{pg} \quad (41)$$

and all other edges in the network have costs

$$C_e^{\theta_1}(x_e) = C_e^{\theta_2}(x_e) = a_e x_e + b_e. \quad (42)$$

The price on-street is generally lower than that of a private garage, whereas the inequality is reversed for the wait times. The uncertainty is only faced by the parking users which perceive the cost of the two parking structures to be  $\hat{C}_e^{\theta_2}(x_e) = a_{os} x_e + r b_{os}$  and  $\hat{C}_{\tilde{e}}^{\theta_2}(x_{\tilde{e}}) = a_{pg} x_{\tilde{e}} + r b_{pg}$ , respectively, for some parameter  $r > 0$ . In our converted two commodity network, this translates to

$$\hat{C}_{\tilde{e}}^{\theta_2}(x_{\tilde{e}}) = \bar{a}_{os} x_{\tilde{e}} + r \bar{b}_{os} \quad (43)$$

where  $\tilde{e}$  is the fake edge from  $o_1$  to  $t_2$  and

$$\hat{C}_{e'}^{\theta_2}(x_{e'}) = a_{pg} x_{e'} + r b_{pg} \quad (44)$$

where  $e'$  is the edge from  $o_2$  to  $t_2$ . As mentioned previously, the through traffic (type  $\theta_1$ ) does not suffer from uncertainty on any of its edges and therefore,  $r_e^{\theta_1} = 1$  with respect to every edge  $e$ .

Note that although the uncertainty only applies to the parking users and on the parking price, their decision also affects the through traffic as both user types share a subset of the edges on their routes. This phenomenon has been commonly observed in cities where non-parking users often face congestion due to the circling behavior of drivers looking for parking [31].

For the simulations, we assume that there is a total population mass of 2 originating at the source node  $s$ , comprising of an equal number of parking and through traffic users. The edge congestion functions are selected uniformly at random from a suitable range. The type-dependent costs for parking are set as follows:

- 1) *On-Street Parking*: The on-street parking structure is assumed to contain a fixed number of parking spots, and the parameter  $a_{os}$  is chosen to be inversely proportional to this quantity. The constant term  $b_{os}$  captures

the price paid by drivers for on-street parking and is selected based on parking prices commonly used in large cities multiplied by a constant that captures how users tend to trade-off between time (congestion) and money.

- 2) *Off-street Parking*: Off-street parking is assumed to have a large number of available parking spots; thus, we set  $a_{pg} = 0$ . The parameter  $b_{pg}$  is set to be the price of off-street parking (e.g., garage) multiplied by the same trade-off parameter as above.

The parameters selected for this instance did not satisfy the cognitively consistent beliefs condition.

Fig. 4 shows how the parking users divide themselves among the on-street and garage option (left plot) and how this affects uncertainty as  $r$  varies (right plot). From the left plot, we observe that at the social optimum, approximately 51% of the parking population prefers on-street parking. With no uncertainty (i.e. when  $r = 1$ ), at the Nash equilibrium more parking users (around 80%) gravitate towards the on-street option leading to higher congestion and inefficiency—that is, even without uncertainty, the system is inefficient as is expected. This is reminiscent of the classic Pigou example [35] in traffic networks.

As  $r$  decreases—that is, as users become more optimistic in their beliefs about prices—more users start flocking to the off-street option due to the fact that they perceive a multiplicative decrease in price. The result is an improvement in efficiency. On the contrary, for users who tend to over-estimate prices ( $r > 1$ ), the appeal of parking in off-street options decreases and more users flock towards on-street parking leading to increased congestion and poor equilibrium quality.

The effect of the above behavior on equilibrium quality can be seen in the right-hand plot in Fig. 4. The graph indicates that optimism in mild doses (users under-estimating prices) helps improve equilibrium quality, whereas an overdose of optimism or any level of pessimism both result in enhanced congestion in the network. In fact, we notice for the pessimistic scenario, the price of anarchy increases almost linearly with  $r$ .

## B. Parking vs. Through Traffic in Downtown Seattle

In a similar manner to the toy example, we take a real-world urban traffic network (depicted in Fig. 5) that captures a slice of a highly congested area in downtown Seattle. The network contains both on-street and off-street parking options and the parking population experiences both a travel latency cost and a parking cost, both of which we model as affine functions. Once again, this can be converted to a standard two-commodity instance by adding a new (fake) destination node  $t_{\theta_2}$  and including *fake edges* from (i) the top left and bottom right nodes in the on-street parking zone (boundary nodes on the blue colored dotted area in Fig. 5a) to  $t_{\theta_2}$ ; (ii) the node containing the parking garage (marked with a 'P' symbol in Fig. 5a) to  $t_{\theta_2}$ . By adding fake edges from only specific boundary nodes in the on-street parking area, we are able to capture the added congestion due to the cruising and

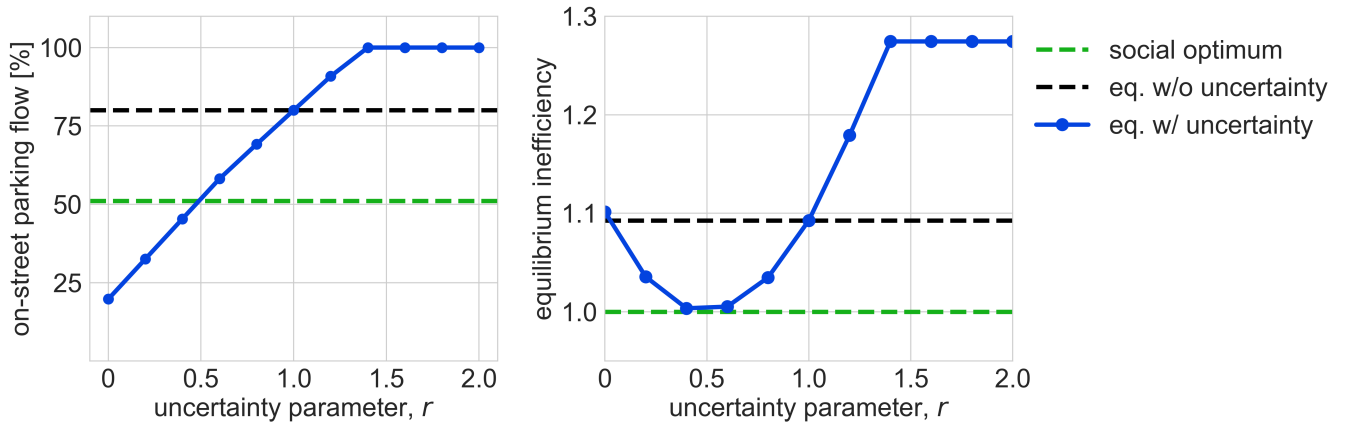


Fig. 4: The left plot shows the on-street parking population flow (mass) under the social optimum and the Nash equilibrium with and without uncertainty as  $r$ , the uncertainty parameter, varies. The right plot shows the equilibrium quality as measured by the ratio of the social cost of the Nash equilibrium to that of the social optimum as a function of  $r$ . As  $r$ , the level of uncertainty faced by the parking users increases, we observe from the left plot more users move towards on-street parking, which in turn affects the social cost as seen from the right plot. Particularly, when  $0.5 \leq r \leq 1$ , the users under-estimate both on-street and garage prices leading to a decrease in social cost as more users choose the garage option. On the other hand, for  $r \geq 1$ , users view the garage option adversely, which leads to more congestion. For a sufficiently large  $r$ , all of the parking users end up using the on-street option and the social cost saturates around  $r = 1.4$  with further increase in uncertainty having no effect on equilibrium cost.

circling behavior exhibited by users searching for parking spots. As with our previous example, we assume that the through traffic faces no uncertainty ( $r_e^{\theta_1} = 1$  for all edges) and the parking users face an uncertainty parameter of  $r > 0$  only on the fake edges, which affects their perception of the parking costs.

For the simulations, we assume that the parking traffic originates at a few select nodes in the network (indicated in pink in Fig. 5) and wishes to route their flow to either an on-street parking slot or a garage. On the other hand, the through traffic originates at every node in the network and has a single destination, which represents drivers seeking to leave the downtown area via state highway 99.

The parameters for our simulations were chosen similarly to the example in Section IV-A. Specifically, the cost functions for the two parking structures were based on an estimation of the number of available parking slots (which influence the wait times), and the hourly price for parking for both on-street and garage parking in Seattle. Furthermore, owing to the uniformity of the downtown roads, we assumed that all edges in the network have the same congestion cost function, which were sufficiently scaled in order to ensure that the parking costs are comparable to the transit costs.

As seen in Fig. 5a, in the downtown Seattle network, the equilibrium without uncertainty is sub-optimal as more parking users select the cheaper on-street option. This leads to heavy congestion in the middle of the network (indicated by the red edges) as parking users distributed across the network approach the on-street parking area. That being said, the equilibrium without uncertainty is not *as sub-optimal* as the simple network in Fig. 3 as the cost functions are more symmetric and parking users who originate closer to

the parking garage prefer using that option despite the higher price. In other words, the structure of the instance ensures that difference between the Nash equilibrium and the social optimum is not as stark as the previous example.

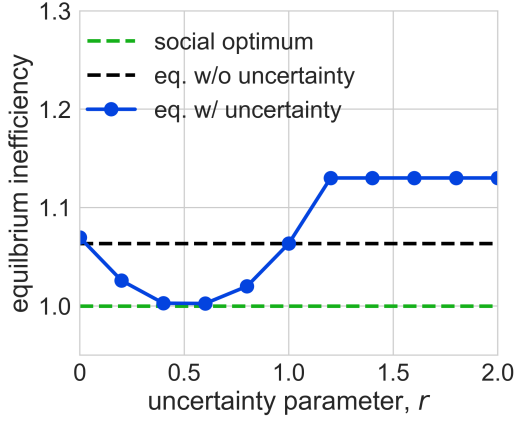
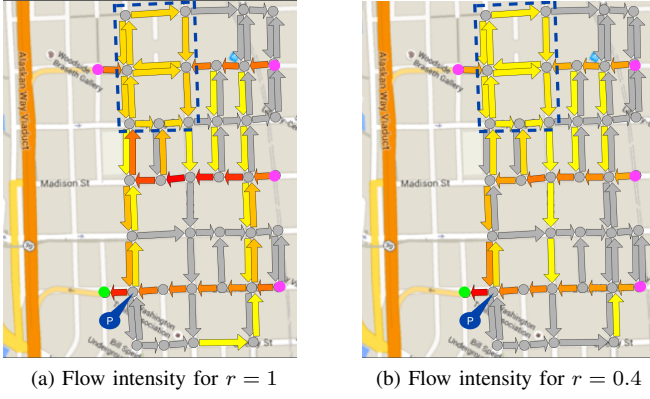
In the presence of uncertainty, we observe an interesting phenomenon. When the parking users are optimistic, the garage option becomes more preferable to users who are equidistant from both parking locations. The parking users distribute themselves more evenly across the two options, which in turn leads to lesser congestion in the middle of the network.

It is well-known that sub-optimal behavior by the parking users can cascade and lead to increased congestion for through traffic [31]. Our simulation results indicate that the routes adopted by the parking users under uncertainty helps alleviate some of this congestion.

Fig. 5c shows the inefficiency of each of the equilibrium as a function of the uncertainty parameter value of the parking users. Specifically, at  $r \approx 0.5$ , the equilibrium solution coincides with the socially optimal flow. On the other hand, as  $r$  increases above one, the social cost of the equilibrium solution increases sharply because more users select the on-street parking option. This in turn leads to heavier congestion in the rest of the network. Finally, we remark that even though optimism results in only a small improvement in the price of anarchy (see Fig. 5c), even a small improvement in daily congestion in downtown areas could result in economic gains [10].

## V. CONCLUSIONS AND FUTURE WORK

In this work, we considered a multi-commodity selfish routing game where different types of users face different



(c) Ratio of social cost of Nash equilibrium to social optimum vs  $r$

Fig. 5: Setup and results for the parking and through traffic example modeled on a region of downtown Seattle. (a) and (b) Network superimposed on the corresponding area in downtown Seattle. The parking population originates at the magenta nodes, whereas the through traffic begins at every grey node in the network and terminates at the green colored node. The blue colored dotted box represents the on-street parking zone and the parking symbol ('P') is the location of the off-street parking garage. The color on each edge depicts the intensity of flow on that edge: the intensity increases as the color transitions from gray to red. (c) Equilibrium inefficiency as a function of the parking uncertainty level  $r$ .

levels of uncertainty quantified by a multiplicative parameter  $r_\theta$ . Broadly classifying the user attitudes as optimistic and pessimistic, we showed several theoretical results highlighting the effect that when users under-estimate their network costs, equilibrium quality tends to improve and vice-versa when users over-estimate the costs. As far as we are aware, ours is the first work that provides a characterization of equilibrium quality as a function of uncertainty in networks with multiple types of users, each facing a different level of uncertainty.

Although, we focused on linear congestion cost functions in this work, we remark that *all* of our results extend naturally to polynomial cost functions of the form

$C_e(x_e) = a_e x_e^d + b$ . However, for the case of polynomial cost functions, Theorem 3.4 would have to be amended as the improvement in equilibrium under optimism would only hold under a different range of  $r$ , and secondly, the price of anarchy bounds would now depend on  $d$ . Whether the results extend to arbitrary convex functions remains to be seen. Finally, on a somewhat abstract note, the central message of this paper that 'optimism in the face of uncertainty leads to near-optimal solutions' bears thematic similarities to the popular Upper-Confidence Bound (UCB) algorithm [36] used for Multi-Armed Bandit problems. It would be interesting to see if this connection could be exploited to show similar bounds on equilibrium in routing games with learning.

## APPENDIX

### A. Proof of Lemma 3.2

*Proof:* Recall from Proposition 3.1 that the equilibrium solution  $\tilde{\mathbf{x}}$  minimizes the corresponding potential function  $\Phi_r(\mathbf{x})$ . Therefore, for any arbitrary flow vector  $\mathbf{x}'$ , we have that  $\Phi_r(\tilde{\mathbf{x}}) - \Phi_r(\mathbf{x}') \leq 0$ . The rest of the proof involves carefully rewriting the difference in social costs in terms of the potential functions; indeed,

$$\begin{aligned}
 C(\mathbf{x}') &= \sum_{e \in \mathcal{E}} (a_e x'_e + b_e) x'_e \\
 &= \sum_{e \in \mathcal{E}} \left( a_e (x'_e)^2 + b_e \sum_{\theta \in \mathcal{T}} 2r_\theta x_e'^\theta + b_e \sum_{\theta \in \mathcal{T}} (1 - 2r_\theta) x_e'^\theta \right) \\
 &= 2\Phi_r(\mathbf{x}') - \sum_{e \in \mathcal{E}} b_e \sum_{\theta \in \mathcal{T}} (2r_\theta - 1) x_e'^\theta. \tag{45}
 \end{aligned}$$

Applying (45) to the solutions  $\tilde{\mathbf{x}}$  and  $\mathbf{x}$ , we get that

$$\begin{aligned}
 C(\tilde{\mathbf{x}}) - C(\mathbf{x}) &= 2\Phi_r(\tilde{\mathbf{x}}) - 2\Phi_r(\mathbf{x}) \\
 &\quad - \sum_{e \in \mathcal{E}} b_e \sum_{\theta \in \mathcal{T}} (2r_\theta - 1) (\tilde{x}_e^\theta - x_e^\theta) \tag{46}
 \end{aligned}$$

$$\leq - \sum_{e \in \mathcal{E}} b_e \sum_{\theta \in \mathcal{T}} (2r_\theta - 1) (\tilde{x}_e^\theta - x_e^\theta) \tag{47}$$

$$= - \sum_{\theta \in \mathcal{T}} (2r_\theta - 1) \sum_{e \in \mathcal{E}} b_e \Delta x_e^\theta. \tag{48}$$

where the inequality (47) follows from the fact  $\Phi_r(\tilde{\mathbf{x}}) - \Phi_r(\mathbf{x}) \leq 0$ . ■

### B. Proof of Lemma 3.7

*Proof:* Fixing all of the vectors and the function in the left-hand side of (24), we first show a lower bound on the denominator (i.e. identify when the denominator is minimized over the space of all valid instantiations of the parameter set). Let us begin with the second term in the

denominator:

$$\begin{aligned}
\sum_{i=1}^n (x_i - x'_i) f\left(\frac{x}{r_i}\right) &= \sum_{i=1}^n (x_i - x'_i) \left(\frac{ax}{r_i} + b\right) \\
&= \sum_{i=1}^n x_i \frac{ax}{r_i} - x'_i \sum_{i=1}^n \frac{ax}{r_i} + b(x - x') \\
&\geq \sum_{i=1}^n x_i \frac{ax}{r_*} - x'_i \sum_{i=1}^n \frac{ax}{r_*} + b(x - x') \\
&\geq x \frac{ax}{r_*} - x' \frac{ax}{r_*} + b(x - x')
\end{aligned}$$

Using this upper bound on the rest of the terms in the denominator, we get that

$$f(x') + \sum_{i=1}^n (x_i - x'_i) f\left(\frac{x}{r_i}\right) \geq a(x')^2 + bx + x \frac{ax}{r_*} - x' \frac{ax}{r_*}. \quad (49)$$

For any given fixed value of  $x$ , consider the function  $a(x')^2 - x' \frac{ax}{r_*}$ : by basic calculus, its minimum value is attained if  $x' = \frac{x}{2r_*}$ . In other words, for any  $x, x'$ , we can conclude that  $a(x')^2 - x' \frac{ax}{r_*} \geq \frac{ax^2}{4r_*^2} - \frac{ax^2}{2r_*^2} = -\frac{ax^2}{4r_*^2}$ . Substituting this lower bound into Equation 49, we get that

$$f(x') + \sum_{i=1}^n (x_i - x'_i) f\left(\frac{x}{r_i}\right) \geq -\frac{ax^2}{4r_*^2} + bx + \frac{ax^2}{r_*} \quad (50)$$

Now that we have removed the dependence on  $x'$ , we can substitute this back into (24) to get that

$$\begin{aligned}
\frac{f(x)x}{f(x')x' + \sum_{i=1}^n (x_i - x'_i) f\left(\frac{x}{r_i}\right)} &\leq \frac{ax^2 + bx}{-\frac{ax^2}{4r_*^2} + bx + \frac{ax^2}{r_*}} \\
&\leq \frac{ax^2}{-\frac{ax^2}{4r_*^2} + \frac{ax^2}{r_*}} \\
&= \frac{1}{-\frac{1}{4r_*^2} + \frac{1}{r_*}} \\
&= \frac{4r_*^2}{4r_*^2 - 1}
\end{aligned}$$

## REFERENCES

- [1] A. Parekh and J. Walrand, *Sharing Network Resources*, R. Srikant, Ed. Morgan and Claypool, 2014.
- [2] S. Stidham Jr., "Pricing and congestion management in a network with heterogeneous users," *IEEE Trans. Automat. Contr.*, vol. 49, no. 6, pp. 976–981, 2004.
- [3] I. Stupia, L. Sanguinetti, G. Bacci, and L. Vandendorpe, "Power control in networks with heterogeneous users: A quasi-variational inequality approach," *IEEE Trans. Signal Processing*, vol. 63, no. 21, pp. 5691–5705, 2015.
- [4] G. Devetag and M. Warglien, "Playing the wrong game: An experimental analysis of relational complexity and strategic misrepresentation," *Games and Economic Behavior*, vol. 62, no. 2, pp. 364–382, 2008.
- [5] S. Gao, E. Frejinger, and M. Ben-Akiva, "Cognitive cost in route choice with real-time information: An exploratory analysis," *Transportation Research Part A: Policy and Practice*, vol. 45, no. 9, pp. 916–926, 2011.
- [6] C. Chen, A. Skabardonis, and P. Varaiya, "Travel-time reliability as a measure of service," *Transportation Research Record: J. Transportation Research Board*, no. 1855, pp. 74–79, 2003.
- [7] G. Pierce and D. Shoup, "Getting the prices right: an evaluation of pricing parking by demand in san francisco," *J. American Planning Association*, vol. 79, no. 1, pp. 67–81, 2013.
- [8] B. Schaller, "New york city's congestion pricing experience and implications for road pricing acceptance in the united states," *Transport Policy*, vol. 17, no. 4, pp. 266–273, 2010.
- [9] P. N. Brown and J. R. Marden, "Fundamental limits of locally-computed incentives in network routing," in *Proc. American Control Conf.*, 2017, pp. 5263–5268.
- [10] D. Schrank, B. Eisele, T. Lomax, and J. Bak, "2015 urban mobility scorecard," Texas A&M Transportation Institute, 2015.
- [11] "How and why road-pricing will happen," *The Economist*, Aug. 2017. [Online]. Available: <https://www.economist.com/news/international/21725765-ride-sharing-and-electric-cars-take-governments-are-seeking-new-ways-ma>
- [12] A. Mortazavi, X. Pan, E. Jin, M. Odioso, and Z. Sun, "Travel Times on Changeable Message Signs Volume II—Evaluation of Transit Signs," *University of California, Berkeley*, 2009.
- [13] J. Thai, N. Laurent-Brouty, and A. M. Bayen, "Negative externalities of gps-enabled routing applications: A game theoretical approach," in *Proc. 19th IEEE Inter. Conf. Intelligent Transportation Systems*, 2016, pp. 595–601.
- [14] M. Wu, J. Liu, and S. Amin, "Informational aspects in a class of bayesian congestion games," in *Proc. American Control Conf.*, 2017, pp. 3650–3657.
- [15] D. Acemoglu, A. Makhdomi, A. Malekian, and A. Ozdaglar, "Informational Braess' paradox: The effect of information on traffic congestion," *arXiv:1601.02039*, 2016.
- [16] J. R. Correa, A. S. Schulz, and N. E. Stier-Moses, "Selfish routing in capacitated networks," *Mathematics of Operations Research*, vol. 29, no. 4, pp. 961–976, 2004.
- [17] F. Farokhi, W. Krichene, A. M. Bayen, and K. H. Johansson, "A heterogeneous routing game," in *Proc. 51st Annual Allerton Conf. Communication, Control, and Computing*, 2013, pp. 448–455.
- [18] L. Qiu, Y. R. Yang, Y. Zhang, and S. Shenker, "On selfish routing in internet-like environments," in *Proc. 2003 Conf. Applications, technologies, architectures, and protocols for computer communications*. ACM, 2003, pp. 151–162.
- [19] T. Roughgarden and É. Tardos, "How bad is selfish routing?" *J. ACM*, vol. 49, no. 2, pp. 236–259, 2002.
- [20] D. Fotakis, D. Kalimeris, and T. Lianas, "Improving selfish routing for risk-averse players," in *Proc. 11th Inter. Conf. Web and Internet Economics*, 2015, pp. 328–342.
- [21] E. Nikolova and N. E. S. Moses, "The burden of risk aversion in mean-risk selfish routing," in *Proc. Sixteenth ACM Conf. Economics and Computation*, 2015, pp. 489–506.
- [22] L. Fleischer, K. Jain, and M. Mahdian, "Tolls for heterogeneous selfish users in multicommodity networks and generalized congestion games," in *Proc. 45th Symposium on Foundations of Computer Science*, 2004, pp. 277–285.
- [23] T. Jelinek, M. Klaas, and G. Schäfer, "Computing optimal tolls with arc restrictions and heterogeneous players," in *Proc. 31st Inter. Symposium on Theoretical Aspects of Computer Science*, 2014, pp. 433–444.
- [24] A. Tversky and D. Kahneman, "Judgment under uncertainty: Heuristics and biases," in *Utility, probability, and human decision making*. Springer, 1975, pp. 141–162.
- [25] M. Mavronicolas, I. Milchtaich, B. Monien, and K. Tiemann, "Congestion games with player-specific constants," in *Proc. 32nd Intl. Symp. Math. Found. Comput. Sci.*, 2007, pp. 633–644.
- [26] R. Meir and D. C. Parkes, "Congestion games with distance-based strict uncertainty," in *Proc. 29th AAAI Conference on Artificial Intelligence*, 2015, pp. 986–992.
- [27] D. Monderer and L. S. Shapley, "Potential games," *Games and economic behavior*, vol. 14, no. 1, pp. 124–143, 1996.
- [28] J. Liu, S. Amin, and G. Schwartz, "Effects of information heterogeneity in bayesian routing games," *arXiv:1603.08853v1*, 2016.
- [29] D. Calderone, E. Mazumdar, L. J. Ratliff, and S. S. Sastry, "Understanding the impact of parking on urban mobility via routing games on queue-flow networks," in *Proc. IEEE 55th Conference on Decision and Control*, 2016, pp. 7605–7610.
- [30] C. Dowling, T. Fiez, L. Ratliff, and B. Zhang, "How much urban traffic is searching for parking?" *arXiv:1702.06156*, 2017.
- [31] D. Shoup and H. Campbell, "Gone parkin'," *The New York Times*, vol. 29, 2007.

- [32] L. J. Ratliff, C. Dowling, E. Mazumdar, and B. Zhang, "To observe or not to observe: Queuing game framework for urban parking," in *Proc. 55th IEEE Conf. Decision and Control*, 2016, pp. 5286–5291.
- [33] D. Acemoglu and A. E. Ozdaglar, "Competition in parallel-serial networks," *IEEE J. Selected Areas in Communications*, vol. 25, no. 6, pp. 1180–1192, 2007.
- [34] I. Milchtaich, "Network topology and the efficiency of equilibrium," *Games and Economic Behavior*, vol. 57, no. 2, pp. 321–346, 2006.
- [35] T. Roughgarden, "Routing games," in *Algorithmic game theory*. Cambridge University Press New York, 2007, ch. 18, pp. 459–484.
- [36] P. Auer, N. Cesa-Bianchi, and P. Fischer, "Finite-time analysis of the multiarmed bandit problem," *Machine Learning*, vol. 47, no. 2-3, pp. 235–256, 2002.