

# Adaptive Convolutional Filter Generation for Natural Language Understanding

Dinghan Shen<sup>1</sup>, Martin Renqiang Min<sup>2</sup>, Yitong Li<sup>1</sup>, Lawrence Carin<sup>1</sup>

<sup>1</sup> Department of Electrical & Computer Engineering, Duke University

<sup>2</sup> Machine Learning Group, NEC Laboratories America

dinghan.shen@duke.edu, renqiang@nec-labs.com, yitong.li@duke.edu, lcarin@duke.edu

## Abstract

Convolutional neural networks (CNNs) have recently emerged as a popular building block for natural language processing (NLP). Despite their success, most existing CNN models employed in NLP are not expressive enough, in the sense that all input sentences share the same learned (and static) set of filters. Motivated by this problem, we propose an adaptive convolutional filter generation framework for natural language understanding, by leveraging a meta network to generate input-aware filters. We further generalize our framework to model question-answer sentence pairs and propose an adaptive question answering (AdaQA) model; a novel two-way feature abstraction mechanism is introduced to encapsulate co-dependent sentence representations. We investigate the effectiveness of our framework on document categorization and answer sentence-selection tasks, achieving state-of-the-art performance on several benchmark datasets.

## 1. Introduction

In the last few years, convolutional neural networks (CNNs) have demonstrated remarkable progress in various natural language processing applications (Collobert et al. (2011)), including sentence/document classification (Kim, 2014; Zhang, Zhao, and LeCun, 2015), text sequence matching (Hu et al., 2014; Yin et al., 2015), language modeling (Dauphin et al., 2016), machine translation (Gehring et al., 2017) and abstractive sentence summarization (Gehring et al., 2017), *etc.* The popularity of CNNs mainly stems from: (i) their ability to extract salient and abstract features from  $n$ -gram text fragments; (ii) their flexibility at controlling for effective context size, by stacking CNN layers in a hierarchical manner; (iii) convolutions over different parts of a sequence are highly parallelizable, and thus more computationally efficient than recurrent neural networks.

CNNs are typically applied to tasks where feature extraction and a corresponding supervised task are approached jointly (LeCun et al., 1998). As an encoder network for text, CNNs typically convolve a set of filters, of window size  $n$ , with an input-sentence embedding matrix (obtained, *e.g.*, via *word2vec* (Mikolov et al., 2013) or Glove (Pennington, Socher, and Manning, 2014)). Different filter sizes  $n$  may be

used within the same model, exploiting meaningful semantic features from  $n$ -gram fragments. However, the learned weights of these filters, in most cases, are assumed to be fixed regardless of the input text. Although this setting is able to capture the most common patterns inherent to natural language sentences, some vital features that are sentence-specific may be neglected, especially in cases where conditional information is available, such as a paired sentence in question answering problems. This observation is consistent with the following intuition: when reading different *types* of documents, *e.g.*, academic papers or newspaper articles, people tend to adopt distinct strategies for better and more effective understanding, leveraging the fact that the same words or phrases may have different meaning or imply different things, depending on context. For example, suppose one is asked to select the correct answer for a question, from a few candidates; it is natural to read each possible answer within the context of the meaning of the known question.

Several research efforts have sought to improve the adaptability of CNNs as a feature extractor for text. One common strategy is the *attention mechanism*, which is employed on top of a CNN (or LSTM) to guide the extraction of semantic features. For the embedding of a single sentence, Lin et al. (2017) proposed a self-attentive model that attends to different parts of a sentence and combines them into multiple vector representations. However, their model needs considerably more parameters to achieve performance gains over traditional CNNs. Johnson and Zhang (2015) utilized region embeddings as input to improve text classification accuracy, which can be considered as augmenting phrase-specific features. However, the region embeddings are still fixed for all samples, and their model relies on additional information from unlabeled data. To match sentence pairs, Yin et al. (2015) introduced an attention-based CNN model, which re-weights the convolution inputs or outputs, to extract interdependent sentence representations. Wang, Mi, and Ittycheriah (2016) explores a *compare and aggregate* framework to directly capture the similarity information between two paired sentences. However, these approaches suffer from the problem of high matching complexity, since a similarity matrix between pairwise words needs to be computed, and thus it is computationally inefficient or even prohibitive when applied to long sentences (Mou et al., 2015).

We propose a generic and adaptive convolutional filter generation mechanism for natural language understanding. In contrast to traditional CNNs, the convolution operation in our framework does not have a fixed set of filters, and thus provides the network with stronger modeling flexibility and capacity. Specifically, we introduce a *meta network* to generate a set of input-aware filters, conditioned on specific input sentences; these filters are adaptively applied to the same or different text sequences. In this manner, the learned filters vary from sentence to sentence and allow for more fine-grained feature abstraction. The proposed meta (filter-generating) networks can be learned end-to-end, together with other network modules during the training process. Moreover, since the generated filters in our framework can adapt to different conditional information available (labels or paired sentences), they can be naturally generalized to tackle natural language reasoning problems.

We investigate the effectiveness of our adaptive CNN framework on two typical text understanding tasks: document classification and question answer-selection. We show that our architecture not only generates highly effective filters for an individual input sentence, but it can also serve as a bridge to allow interactions between sentence pairs, by leveraging a novel two-way co-dependent feature extraction mechanism.

The contributions of this paper are as follows:

- (i) A generic and adaptive convolutional neural network (ACNN) framework is proposed for text representation learning, introducing a meta network to generate the filter parameters;
- (ii) The ACNN framework is generalized to model sentence pairs, where a two-way co-dependent feature abstraction mechanism is proposed to allow interactions while constructing sentence representations;
- (iii) The ACNN models are applied to both document categorization and question-answering tasks, achieving significant performance gains over strong CNN and non-CNN baselines.

## 2. Model description

### 2.1 Basic CNN for Text Representations

The CNN architectures in Kim (2014) and Collobert et al. (2011) are typically utilized for extracting sentence representations, by a composition of a convolutional layer and a *max-pooling* operation over all resulting feature maps. Let the words of a sentence of length  $T$  (padded where necessary) be  $x_1, x_2, \dots, x_T$ . The sentence can be represented as a matrix  $\mathbf{X} \in \mathbb{R}^{d \times T}$ , where each column represents a  $d$ -dimensional embedding of the corresponding word.

In the convolutional layer, a set of filters with weights  $\mathbf{W} \in \mathbb{R}^{K \times h \times d}$  is convolved with every window of  $h$  words within the sentence, *i.e.*,  $\{x_{1:h}, x_{2:h+1}, \dots, x_{T-h+1:T}\}$ , where  $K$  is the number of output feature maps (and filters). In this manner, feature maps  $\mathbf{p}$  for these  $h$ -gram text frag-

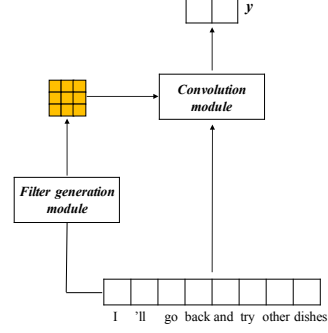


Figure 1: The general ACNN framework. Notably, the input sentences to filter generating module and convolution module could be different (see Section 2.4).

ments are generated as:

$$\mathbf{p}_i = f(\mathbf{W} \times \mathbf{x}_{i:i+h-1} + b) \quad (1)$$

where  $i = 1, 2, \dots, T - h + 1$  and  $\times$  denotes the convolution operator at the  $i$ th shift location. Parameter  $b \in \mathbb{R}^K$  is the bias term and  $f(\cdot)$  is a non-linear function, implemented as a rectified linear unit (ReLU) in our experiments.

The output feature maps of the convolutional layer, *i.e.*,  $\mathbf{p} \in \mathbb{R}^{K \times (T-h+1)}$  are then passed to the pooling layer, which takes the maximum value in every row of  $\mathbf{p}$ , forming a  $K$ -dimensional vector,  $\mathbf{z}$ . This operation attempts to keep the most salient feature detected by every filter and discard the information from less fundamental text fragments. Moreover, the *max-over-time* nature of pooling operation (Collobert et al., 2011) guarantees that the size of the obtained representation is independent of the sentence length.

Note that in basic CNN sentence encoders, filter weights are the same for different inputs, which may be suboptimal for feature extraction (De Brabandere et al., 2016), especially in the case where conditional information is available.

### 2.2 Adaptive Convolution (ACNN) Framework

The adaptive convolutional neural network (ACNN) architecture is composed of two principal modules: (i) a filter-generation module that produces a set of filters conditioned on the input sentence; and (ii) an adaptive-convolution module that applies the generated filters to an input sentence (this sentence may be either the same as or different from the first input, as discussed further in Section 2.4). The two modules are jointly differentiable, and the overall architecture can be trained in an end-to-end manner. Since the generated filters are sample-specific, rather than fixed for different inputs, our ACNN feature extractor for text tends to have stronger predictive power than a basic CNN encoder. The general ACNN framework is shown schematically in Figure 1.

**Filter generation module** Instead of utilizing fixed filter weights  $\mathbf{W}$  for different inputs, as in (1), our model generates a set of filters conditioned on the input sentence  $\mathbf{X}$ . Given an input  $\mathbf{X}$ , the filter-generation module can be implemented, in principle, as any deep (differentiable) architecture. However, in order to handle input sentences of

variable length common in natural language, we design a generic filter generation module to produce filters with a predefined size.

First, the input  $X$  is encapsulated into a fixed-length vector (code)  $z$ , via a basic CNN model, where one convolutional layer is employed along with the pooling operation as described in Section 2.1. On top of this hidden representation  $z$ , a deconvolutional layer, which performs transposed operations of convolutions (Radford, Metz, and Chintala (2015)), is further applied to produce a unique set of filters for  $X$  (the details are further discussed in Section 2.3). Since the dimension of the hidden representation is independent of input-sentence length, this framework guarantees that the generated filters are of the same shape and size for every sentence. Intuitively, the encoding part of filter generation module abstracts the information from sentence  $X$  into  $z$ . Based on this representation, the deconvolutional up-sampling layer determines a set of fixed-size, fine-grained filters  $f$  for the specific input, *i.e.*, the filter-generation module maps  $X$  into  $f$ , via  $z$  as described below in Equation (7) and (3).

**Adaptive convolution module** The adaptive convolution module takes as inputs the generated filters  $f$  and an input sentence  $X$ . This sentence and the input to the filter-generation module may be identical (as in Figure 1) or different (as in Figure 2). With the sample-specific filters, the input sentence is adaptively encoded, again, via a basic CNN architecture as in Section 2.1, *i.e.*, one convolutional and one pooling layer.

Our ACNN framework can be seen as a generalization of the basic CNN, which can be represented as an ACNN by setting the outputs of the filter-generation module to a constant, regardless of the input sentence. Because of the learning-to-learn (Thrun and Pratt, 2012) nature of our ACNN framework, our approach tends to have greater representational power than the basic CNN.

### 2.3 Application to Text Categorization

One direct application of the ACNN framework is text categorization, which aims to predict a label  $y$  for a given sentence/document  $x$ . The label  $y$  can be a topic, sentiment orientation, *etc.* As illustrated in Figure 1, we first feed the input sentence to the filter-generation module, producing a set of adaptive filters  $f$ . To allow for strong modeling capacity, the generating networks are defined as a two-step process. We have:

$$z = \text{CNN}(X; \theta_e), \quad (2)$$

$$f = \text{DCNN}(z; \theta_d), \quad (3)$$

where  $\theta_e$  and  $\theta_d$  are the learned parameters in each layer of the filter-generating module. The encoder is implemented as a basic CNN unit (described in Section 2.1), while the up-sampling layer is a one-layer deconvolutional network (Radford, Metz, and Chintala, 2015), widely leveraged to up-sample fixed-length representations for images (here extended for text). This single-layer up-sampling network can

be also regarded as a fully-connected layer, since its operation is equivalent to a matrix multiplication operation, which transforms the vector  $z$  into a 3-dimensional tensor of filter weights. This type of up-sampling networks has been previously employed in Radford, Metz, and Chintala (2015) and Zhang et al. (2017). In this framework, the shape and number of filters can be flexibly specified via parameter  $\theta_d$ , in the deconvolutional layer. We also tried to implement the filter generation module as only one MLP layer, but got inferior performance compared with the basic CNN. This finding is similar to the case of image recognition in Ha, Dai, and Le (2016). After producing the set of filters, they are then passed to the adaptive convolution module with input  $X$  and output the corresponding sentence representation  $h$ :

$$h = \text{CNN}(X, f; \psi), \quad (4)$$

where  $\psi$  denotes the parameters to be learned for the adaptive convolution module. Note that  $\psi$  only contains the bias term, since the filter weights  $f$  have already been generated. Subsequently, we use the vector  $h$  as a predictor for the probabilities over each class, denoted as  $p(y = c)$ , for  $c = 1, \dots, C$  where  $C$  is the number of classes (or topics):

$$p(y) = \text{MLP}(h; \eta), \quad (5)$$

where  $\eta$  are parameters of the classifier and a softmax activation function is employed for the MLP network.

### 2.4 Adaptive Question Answering (AdaQA) model

Considering the ability of our ACNN framework to generate filters while being aware of the specific input, it can be naturally generalized to question-answering applications. In this work, we consider the ACNN framework for answer sentence selection, a crucial subtask of open-domain question answering (Yang, Yih, and Meek, 2015). The goal of the model is to identify the correct answers from a set of candidates, in response to a factual question. Given a question  $q$ , it is associated with a list of candidate answers  $\{a_1, a_2, \dots, a_m\}$  and their corresponding labels  $y = \{y_1, y_2, \dots, y_m\}$ . For  $i = 1, 2, \dots, m$ , if  $a_i$  correctly answers  $q$ , then  $y_i = 1$ , and otherwise  $y_i = 0$ . Therefore, the task can be cast as a classification problem where, given an unlabeled question-answer pair  $(q_i, a_i)$ , we seek to predict the judgement  $y_i$ .

Conventionally, a question  $q$  and an answer  $a$  are independently encoded by two basic CNNs to fixed-length vector representations, denoted  $h_q$  and  $h_a$ , respectively. They are then directly employed to predict the judgement  $y$ . This strategy could be suboptimal, since no communication (information sharing) occurs between the question-answer pair until the top prediction layer. Intuitively, while the model is inferring the representation for a question, if the meaning of the answer is taken into account, those features that are relevant for final prediction are more likely to be extracted. So motivated, we propose an adaptive CNN-based question-answer (AdaQA) model for this problem. In AdaQA, both question and answer representations are abstracted conditioned on information from the other sequence. This communication process is achieved via the

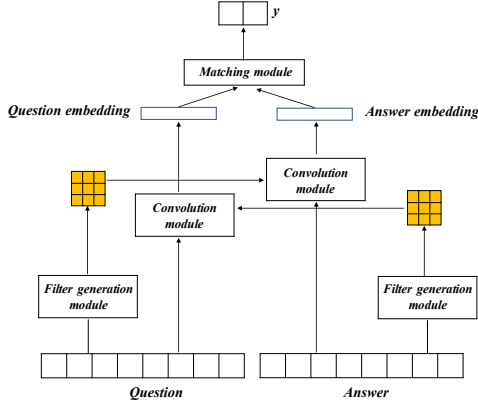


Figure 2: Schematic description of Adaptive Question Answering (AdaQA) model.

filter-generation mechanism, where the question generates a set of filters that is convolved with the answer and *vice versa*. Consequently, the resulting question/answer embeddings are counterpart-aware, and thus potentially more informative for judgement prediction.

The AdaQA model can be divided into three modules: filter generation, adaptive convolution, and matching modules, as depicted schematically in Figure 2. Assume there is a question-answer pair to be matched, represented by word-embedding matrices, *i.e.*  $Q \in \mathbb{R}^{T_q \times d}$  and  $A \in \mathbb{R}^{T_a \times d}$ , where  $d$  is the embedding dimension and  $T_q$  and  $T_a$  are respective sentence lengths. First, they are passed to two filter-generation modules, to produce two sets of filters that encapsulate features of the corresponding input sentences. Similar to the setup in Section 2.2, we also employ a two-step process to produce the filters. For a question  $Q$ , the generating process is:

$$z_q = \text{CNN}(Q; \theta_e^q), \quad (6)$$

$$f_q = \text{DCNN}(z_q; \theta_d^q) \quad (7)$$

where CNN and DCNN denote the basic CNN unit and deconvolution layer, respectively, as discussed in Section 2.1. Parameters  $\theta_e^q$  and  $\theta_d^q$  are to be learned. The same process can be utilized to produce encodings  $z_a$  and filters  $f_a$  for the answer input,  $A$ , with parameters  $\theta_e^a$  and  $\theta_d^a$ , respectively.

The two sets of filter weights are then passed to adaptive convolution modules, along with the question and answer embedding matrices:

$$h_q = \text{CNN}(Q, f_a; \psi_q), \quad h_a = \text{CNN}(A, f_q; \psi_a) \quad (8)$$

that is, the question embedding is convolved with the filters produced by the answer and *vice versa* ( $\psi_q$  and  $\psi_a$  are the bias terms to be learned). The key idea is to abstract information from the answer (or question) that is pertinent to the corresponding question (or answer). Compared to a Siamese CNN architecture (Bromley et al., 1994), our model selectively encapsulates the most important features for judgement prediction, removing less vital information. We then employ the question and answer representations  $h_q \in \mathbb{R}^{n_h}$ ,  $h_a \in \mathbb{R}^{n_h}$  as inputs to the matching module (where  $n_h$  is the dimension of question/answer embeddings). Following

Dataset	# train/ valid/ test	# words	vocabulary
Yelp P.	476k/ 84k/ 70k	138	25,709
DBpedia	476k/ 84k/ 38k	56	21,666

Table 1: Dataset summary.

Mou et al. (2015), the matching function is defined as:

$$t = [h_q; h_a; h_q - h_a; h_q \circ h_a] \quad (9)$$

$$p(y = 1 | h_q, h_a) = \text{MLP}(t; \eta') \quad (10)$$

where  $-$  and  $\circ$  denote an element-wise subtraction and element-wise product, respectively.  $[h_a; h_b]$  indicates that  $h_a$  and  $h_b$  are stacked as column vectors. The resulting matching vector  $t \in \mathbb{R}^{4n_h}$  is then sent through an MLP layer (with sigmoid activation function and parameters  $\eta'$  to be learned) to model the desired conditional distribution  $p(y_i = 1 | h_q, h_a)$ .

Notably, we share the weights of filter generating networks for both the question and answer, so that model adaptivity for answer selection can be improved without an excessive increase in the number of parameters. All three modules in AdaQA model are jointly trained end-to-end.

### 3. Experiments

#### 3.1 Document Classification

**Datasets** We first investigate the effectiveness of our ACNN framework on a document-categorization task. We consider two large-scale document classification datasets: Yelp Reviews Polarity and the DBpedia ontology dataset (Zhang, Zhao, and LeCun, 2015). For Yelp reviews, we seek to predict a binary label (positive or negative) regarding one review about a restaurant. DBpedia is extracted from Wikipedia by crowd-sourcing and is categorized into 14 non-overlapping ontology classes, including *Company*, *Athlete*, *Natural Place*, etc. We sample 15% of the training data as the validation set, to select hyperparameters for our models and perform early stopping. A summary of both datasets is presented in Table 1.

**Model Setup** We randomly initialize the word embeddings uniformly within  $[-0.001, 0.001]$  and update them during training. For the generated filters, we set the window size as  $h = 5$ , with  $K = 100$  feature maps (the dimension of  $z$  is set as 500). We use the same filter shape/size settings in our basic CNN implementation, for a direct comparison. We utilize a one-layer architecture for both CNN baseline and the ACNN model, since we did not observe significant performance gains with a multilayer architecture. Adam (Kingma and Ba, 2014) is used to update the model parameters, with a learning rate of  $3 \times 10^{-4}$ . We set the minibatch size as 128. A dropout rate of 0.2 is utilized on the embedding layer. We observed that a larger dropout rate (*e.g.*, 0.5) will hurt performance and make training significantly slower.

**Baselines** For comparison, we consider several baseline models: (i) ngrams (Zhang, Zhao, and LeCun, 2015): which is a bag-of-means method based on TFIDF representations built by choosing the 500,000 most frequent n-grams (up to 5-grams) from the training set and use their correspond-

Model	Yelp P.	DBpedia
<b>Published Baseline Models</b>		
ngrams*	4.36	1.37
ngrams TFIDF*	4.56	1.31
Small word CNN*	5.54	1.85
Large word CNN*	4.89	1.72
SA-LSTM (word-level) <sup>‡</sup>	-	1.40
SA-LSTM (linear gain) <sup>‡</sup>	-	1.19
Deep CNN (9 layer) <sup>†</sup>	4.88	1.35
Deep CNN (17 layer) <sup>†</sup>	4.50	1.40
Deep CNN (29 layer) <sup>†</sup>	4.28	1.29
<b>Our Implementations</b>		
S-CNN	14.48	22.35
S-ACNN	<b>6.41</b>	<b>5.16</b>
M-CNN	4.58	1.66
M-ACNN	<b>3.89</b>	<b>1.07</b>

Table 2: Test error rates on document classification tasks (in percentages). *S-model* indicates that the *model* has one single convolutional filter, while *M-model* indicates that the *model* has multiple convolutional filters. Results marked with \* are reported by Zhang, Zhao, and LeCun (2015), † are reported by Conneau et al. (2016), and ‡ are reported by Dai and Le.

ing counts as features; (ii) Small/large word CNN (Zhang, Zhao, and LeCun, 2015): 6 layer word-based convolutional networks, with 256/1024 features at each layer, denoted as small/large, respectively; (iii) Deep CNN (Conneau et al., 2016): deep convolutional neural networks with 9/17/29 layers; (iv) SA-LSTM (Dai and Le): LSTM sentence classifier with pretrained parameters from a sequence autoencoder.

**Results** To directly investigate whether our ACNN model can leverage the input-aware filter weights for better sentence representation, we experiment on the basic CNN and ACNN models with a single filter, which are denoted as S-CNN, S-ACNN, respectively (this setting may not yield best overall performance, since only a single filter is used, but it allows us to isolate the impact of adaptivity). As illustrated in Table 2, S-ACNN significantly outperforms S-CNN on both datasets, which demonstrates the advantage of the filter-generation module in our ACNN framework, to generate fine-grained filters with different input sentences for more robust feature extraction. As a result, with only one convolutional filter and thus very limited modeling capacity, our S-ACNN model tends to be much more expressive than the basic CNN model, due to the flexibility of applying different filters to different sentences.

To gain a better insight into the modeling ability of our ACNN framework, we further experiment on both ACNN and CNN models with multiple filters. The corresponding document categorization accuracies are presented in Table 2. Although we only use one convolution layer for our ACNN model, it already outperforms other CNN baseline methods with much deeper architectures. Moreover, our method demonstrates higher accuracy than n-grams, which is a very strong baseline as shown in Zhang, Zhao, and LeCun (2015). We attribute the superior performance of the ACNN framework to its stronger (adaptive) feature-extraction ability. Our ACNN model even outperforms the SA-LSTM baseline (Dai

and Le), where a sequence autoencoder is pretrained for a better initialization of the classifier. In contrast, our model is trained end-to-end without any pre-training, and thus is more efficient and easier to implement. We did not notice significant performance gains by stacking several ACNN layers into a hierarchical structure; we hypothesize this may be caused by the fact that one ACNN layer is already expressive enough to encapsulate the discriminative features from a document for assigning the corresponding label.

### 3.2 Question Answer Selection

**Datasets** To explore whether the filter-generation mechanism can be generalized to model sentence pairs, we further evaluate our ACNN framework on two datasets for open-domain question answering: WikiQA (Yang, Yih, and Meek, 2015) and SelQA (Jurczyk, Zhai, and Choi, 2016). Given a question, the task is to rank the corresponding candidate answers, which are sentences extracted from the summary section of a related Wikipedia article. In this sense, mean average precision (MAP) and mean reciprocal rank (MRR) are employed as evaluation metrics. For direct comparison with existing results (Yin et al., 2015; Yang, Yih, and Meek, 2015), we truncate the answers to a maximum length of 40 tokens for all experiments on the WikiQA dataset.

**Model setup** To elucidate the role of different parts (modules) in our AdaQA model, we implement several model variants for comparison: (i) a “vanilla” CNN model that independently encodes two sentence representations for matching; (ii) a self-adaptive ACNN-based model where the question/answer sentence generates adaptive filters only to convolve with the input itself; (iii) a one-way ACNN model where only the answer sentence representation is extracted with adaptive filters, which are generated conditioned on the question; (iv) a two-way AdaQA model as described in Section 2.4, where both sentences are adaptively encoded, with filters generated conditioned on the other sequence.

For all model variants, we initialize the word embeddings with 50-dimensional Glove (Pennington, Socher, and Manning, 2014) word vectors pretrained from Wikipedia 2014 and Gigaword 5 (Pennington, Socher, and Manning, 2014). For the filters, we set the window size as  $h = 5$ , with  $K = 300$  feature maps. As described in Section 2.4, the vector  $\mathbf{t}$ , output from the matching module, is fed to the prediction layer, implemented as a one-layer MLP followed by the sigmoid function. We use Adam (Kingma and Ba, 2014) to train the models, with a batch size of 8. Dropout (Srivastava et al., 2014), with a rate of 0.5, is employed on the word embedding layer. We select hyperparameters by choosing the best model on the validation set.

**Baselines** We also compare our ACNN models with twelve strong baseline methods, categorized as follows: (i) Word Cnt, Wgt Word Cnt, LCLR (Yang, Yih, and Meek, 2015): these methods leverage lexical semantic features for prediction; (ii) Paragraph vector (PV) (Le and Mikolov, 2014): an unsupervised algorithm that encodes sentences into fixed-length representations; (iii) Vanilla CNN (Jurczyk, Zhai,

Model	MAP	MRR
<b><i>Published Baseline Models</i></b>		
Word Cnt*	0.4891	0.4924
Wgt Word Cnt*	0.5099	0.5132
LCLR*	0.5993	0.6086
PV + Cnt*	0.5976	0.6058
bigram CNN + Cnt*	0.6520	0.6652
Attentive Pooling Network	0.6886	0.6957
ABCNN	0.6921	0.7127
NASM	0.6886	0.7069
Neural Semantic Encoders	0.6811	0.6993
L.D.C.	0.7058	0.7226
Key-Value Memory Networks	0.7069	0.7265
<b><i>Our Implementations</i></b>		
CNN	0.6752	0.6890
ACNN (self-adaptive)	0.6897	0.7032
AdaQA (one-way)	0.7005	0.7161
AdaQA (two-way)	<b>0.7107</b>	<b>0.7304</b>

Table 3: Results of our models on WikiQA dataset, compared with previous state-of-the-art methods. Results marked with \* are from Yang, Yih, and Meek (2015). Model + Cnt indicates that lexical overlap features are included in the corresponding models.

and Choi, 2016; Santos, Wadhawan, and Zhou, 2017), attentive pooling networks (dos Santos et al., 2016), and ABCNN (Yin et al., 2015): CNN-based models, where an attention mechanism is employed over the two sentence representations; (iv) NASM (Miao, Yu, and Blunsom, 2016), and attention-based LSTM (Jurczyk, Zhai, and Choi, 2016): LSTM-based models, where the former uses a latent variable for stochastic attention, while the latter leverages the tree-structure of sentences; (v) L.D.C. (Wang, Mi, and Ittycheriah, 2016): a model that compares and composes word vectors for each of the two sentences using matching network; (vi) Key-Value Memory Networks (Miller et al., 2016) and Neural Semantic Encoders (Munkhdalai and Yu, 2016): these two methods are based on memory networks.

**Results** Tables 3 and 4 show experimental results of our models on WikiQA and SelQA datasets, along with other state-of-the-art methods. As illustrated, our two-way AdaQA model performs the best compared to all strong baseline models, suggesting that the proposed model is effective at learning *counterpart-aware* sentence representations for natural language reasoning. Moreover, the same trend can be observed on both datasets compared to the self-adaptive ACNN model, which generates filters only for the input itself (without any interactions before the top matching module), and slightly outperforms the vanilla CNN Siamese model. Combined with the results in document categorization experiments, we believe that our ACNN framework, in its simplest form, can be utilized as a powerful feature extractor for transforming natural language sentences into fixed-length vectors.

On the WikiQA dataset our two-way AdaQA model shows better results than the one-way baseline, as well as the vanilla CNN Siamese architecture. The superiority of the two-way AdaQA model is also observed in our exper-

Model	MAP	MRR
<b><i>Published Baseline Models</i></b>		
CNN: <i>baseline</i> *	0.8320	0.8420
CNN: <i>average + word</i> *	0.8400	0.8494
CNN: <i>aver + emb</i> *	0.8466	0.8568
RNN: <i>one-way</i> *	0.8206	0.8318
RNN: <i>attn-pool</i> *	0.8643	0.8759
CNN: <i>hinge_loss</i> ‡	0.8758	0.8812
CNN-DAN‡	0.8655	0.8730
<b><i>Our Implementations</i></b>		
CNN	0.8644	0.8720
ACNN (self-adaptive)	0.8739	0.8801
AdaQA (one-way)	0.8823	0.8889
AdaQA (two-way)	<b>0.8914</b>	<b>0.8983</b>

Table 4: Results of our models on SelQA dataset, compared with previous state-of-the-art methods. Results marked with \* are from Jurczyk, Zhai, and Choi (2016) and marked with ‡ are from Santos, Wadhawan, and Zhou (2017).

iments on SelQA dataset, shown in Table 4, which is a much larger dataset than WikiQA. This further indicates that the co-dependent feature abstraction mechanism is associated with the performance gains. Intuitively, if humans are trying to determine whether a candidate answer matches a certain question, while we are reading the question or answer, it would be a natural strategy to keep the meaning of the other sentence in mind. This mechanism is made possible through the filter-generation process in our ACNN framework. Notably, our model yields significantly better results than an attentive pooling network and ABCNN (attention-based CNN) baselines, which are the state-of-the-art CNN encoder-based models on the WikiQA dataset. We attribute the improvement to two potential advantages of our AdaQA model: (i) for the two previous baseline methods, the interaction between question and answer takes place either before or after convolution. However, in our AdaQA model, the communication between two sentences is inherent in the convolution operation, and thus can provide the abstracted features with more flexibility; (ii) the two-way feature extraction mechanism in our AdaQA model generates co-dependent representations for the question and candidate answer, enabling the model to recover from initial local maxima corresponding to incorrect predictions (Xiong, Zhong, and Socher (2016)).

### 3.3 Discussion

As shown in the above experiments, the adaptive convolutional filter-generation mechanism we propose brings consistent improvements while classifying a document as well as modeling sentence pairs. The basic intuition behind our results is that, learning a distinct set of filters for different inputs has the advantage of extracting more fine-grained semantic features, which are both sample-specific and task-specific, for the final prediction.

To demonstrate that the performance gains in document categorization experiments originates from the improved adaptivity of our ACNN framework, we implement the basic CNN model with different numbers of filter sizes, rang-



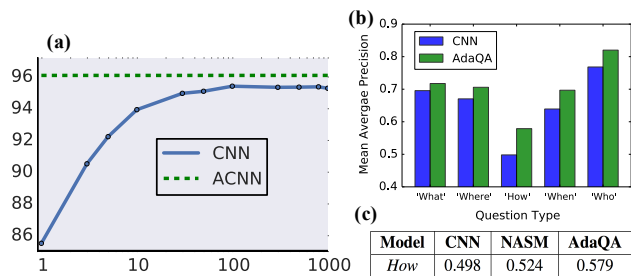


Figure 3: (a) Yelp reviews classification accuracy of basic CNN with different number of filters, compared with our ACNN model (100 filters). (b) MAP score comparison with different question types between vanilla CNN and AdaQA model. (c) MAP scores with *How* type questions for different models, where NASM results are from (Miao, Yu, and Blunsom, 2016).

ing from 1 to 1000. As illustrated in Figure 3(a), the test accuracy of the CNN model does not show any noticeable improvement with more filters, when the filter size is larger than 100. More importantly, even with a filter size of 1000, the classification accuracy of the CNN is worse than that of the ACNN model, which is restricted to 100 filters. Given these observations, we believe that the boosted categorization accuracy does come from the improved flexibility and thus better feature extraction of our ACNN framework.

To associate the improved answer sentence selection results with the reasoning capabilities of our AdaQA model, we further categorize the questions in the WikiQA test set into 5 types containing: ‘What’, ‘Where’, ‘How’, ‘When’ or ‘Who’. We then calculate the MAP scores of basic CNN and our AdaQA model on different question types. Similar to the findings in Miao, Yu, and Blunsom (2016), we observe that the ‘How’ question is the hardest to answer, with the lowest MAP scores. However, our AdaQA model improves most over the basic CNN on the ‘How’ type question, see Figure 3(b). Further comparing our results with NASM in Miao, Yu, and Blunsom (2016), our AdaQA model outperforms their reported ‘How’ question MAP scores by a large margin, as seen in Figure 3(c), indicating that the adaptive convolutional filter-generation mechanism improves the model’s ability to read and reason over natural language sentences.

## 4. Related Work

Our work is in line with previous efforts on improving the adaptivity and flexibility of convolutional neural networks (Jeon and Kim, 2017; De Brabandere et al., 2016). Jeon and Kim (2017) proposed to enhance the transformation modeling capacity of CNNs by adaptively learning the filter shapes through backpropagation. De Brabandere et al. (2016) introduced an architecture to generate the future frames conditioned on given image(s), by adapting the CNN filter weights to the motion within previous video frames. Although CNNs have been widely adopted in a large number of NLP applications, improving the adaptivity of vanilla CNN modules has been considerably less studied. To the best of our knowl-

edge, the work reported in this paper is the first attempt to develop more flexible and adjustable CNN architecture for modeling sentences.

Our use of a meta network to generate parameters for another network is directly inspired by the recent success of hypernetworks for text-generation tasks (Ha, Dai, and Le, 2016), and dynamic parameter-prediction for video-frame generation (De Brabandere et al., 2016). In contrast to these works that focus on generation problems, our model is based on adaptive CNN filters and is aimed at abstracting more informative and predictive sentence features. Most similar to our work, Liu, Qiu, and Huang (2017) designed a meta network to generate compositional functions over tree-structured neural networks for encapsulating sentence features. However, their model is only suitable for encoding individual sentences, while our framework can be readily generalized to capture the interactions between sentence pairs. Moreover, our framework is based on CNN models, which is advantageous due to fewer parameters and highly parallelizable computations relative to sequential-based models.

There is much previous work exploring the interaction between sentence-pair representations for question answering. Miao, Yu, and Blunsom (2016) employed a stochastic vector as the question representation for attending to different parts of the answer, preprocessed by a LSTM encoding layer. Yin et al. (2015) presented attention-based CNN models that re-weight the question and answer representations, either before convolution or in the pooling layer, by computing an attention feature matrix. Wang, Mi, and Ittycheriah (2016) proposed a two-channel CNN model that composes the similar and dissimilar components of the embedding matrices of a question-answering pair. One common step of these methods is to compare the representation of one sentence to every word in the other one, which will give rise to high matching complexity of either  $\mathcal{O}(L)$  or  $\mathcal{O}(L^2)$ , as mentioned in Mou et al. (2015) (where  $L$  is the sentence length). This computation complexity burdens the scalability of these methods to long sentences or large datasets. In contrast, our AdaQA model learns counterpart-aware question-answer representations by incorporating the interaction (attention) process into the convolution operation. Moreover, since the matching complexity of our model is independent of  $L$ , the AdaQA model can be more computationally efficient, while being generalized to scenarios where both the question and answer are longer sentences.

## 5. Conclusions

We have proposed a convolutional filter-generation mechanism, introducing a meta network to adaptively produce a set of input-aware filters. In this manner, the filter weights vary from sample to sample, and thus provide the CNN encoder network with more modeling flexibility and capacity. We further generalize this framework to model question-answer sentence pairs, leveraging a two-way feature abstraction process. We evaluate our models on several document-categorization and answer sentence-selection benchmarks, achieving state-of-the-art results.

## References

- Bromley, J.; Guyon, I.; LeCun, Y.; Säckinger, E.; and Shah, R. 1994. Signature verification using a "siamese" time delay neural network. In *NIPS*, 737–744.
- Collobert, R.; Weston, J.; Bottou, L.; Karlen, M.; Kavukcuoglu, K.; and Kuksa, P. 2011. Natural language processing (almost) from scratch. *JMLR* 12(Aug):2493–2537.
- Conneau, A.; Schwenk, H.; Barrault, L.; and Lecun, Y. 2016. Very deep convolutional networks for natural language processing. *arXiv preprint arXiv:1606.01781*.
- Dai, A. M., and Le, Q. V. Semi-supervised sequence learning.
- Dauphin, Y. N.; Fan, A.; Auli, M.; and Grangier, D. 2016. Language modeling with gated convolutional networks. *arXiv preprint arXiv:1612.08083*.
- De Brabandere, B.; Jia, X.; Tuytelaars, T.; and Van Gool, L. 2016. Dynamic filter networks. In *NIPS*.
- dos Santos, C. N.; Tan, M.; Xiang, B.; and Zhou, B. 2016. Attentive pooling networks. *CoRR*, abs/1602.03609.
- Gehring, J.; Auli, M.; Grangier, D.; Yarats, D.; and Dauphin, Y. N. 2017. Convolutional sequence to sequence learning. *ICML*.
- Ha, D.; Dai, A.; and Le, Q. V. 2016. Hypernetworks. *arXiv preprint arXiv:1609.09106*.
- Hu, B.; Lu, Z.; Li, H.; and Chen, Q. 2014. Convolutional neural network architectures for matching natural language sentences. In *NIPS*, 2042–2050.
- Jeon, Y., and Kim, J. 2017. Active convolution: Learning the shape of convolution for image classification. *arXiv preprint arXiv:1703.09076*.
- Johnson, R., and Zhang, T. 2015. Semi-supervised convolutional neural networks for text categorization via region embedding. In *NIPS*, 919–927.
- Jurczyk, T.; Zhai, M.; and Choi, J. D. 2016. Selqa: A new benchmark for selection-based question answering. In *Tools with Artificial Intelligence (ICTAI), 2016 IEEE 28th International Conference on*, 820–827. IEEE.
- Kim, Y. 2014. Convolutional neural networks for sentence classification. *arXiv preprint arXiv:1408.5882*.
- Kingma, D., and Ba, J. 2014. Adam: A method for stochastic optimization. *arXiv preprint arXiv:1412.6980*.
- Le, Q., and Mikolov, T. 2014. Distributed representations of sentences and documents. In *ICML*, 1188–1196.
- LeCun, Y.; Bottou, L.; Bengio, Y.; and Haffner, P. 1998. Gradient-based learning applied to document recognition. *Proceedings of the IEEE* 86(11):2278–2324.
- Lin, Z.; Feng, M.; Santos, C. N. d.; Yu, M.; Xiang, B.; Zhou, B.; and Bengio, Y. 2017. A structured self-attentive sentence embedding. *ICLR*.
- Liu, P.; Qiu, X.; and Huang, X. 2017. Dynamic compositional neural networks over tree structure. *arXiv preprint arXiv:1705.04153*.
- Miao, Y.; Yu, L.; and Blunsom, P. 2016. Neural variational inference for text processing. In *ICML*, 1727–1736.
- Mikolov, T.; Sutskever, I.; Chen, K.; Corrado, G. S.; and Dean, J. 2013. Distributed representations of words and phrases and their compositionality. In *NIPS*, 3111–3119.
- Miller, A.; Fisch, A.; Dodge, J.; Karimi, A.-H.; Bordes, A.; and Weston, J. 2016. Key-value memory networks for directly reading documents. *arXiv preprint arXiv:1606.03126*.
- Mou, L.; Men, R.; Li, G.; Xu, Y.; Zhang, L.; Yan, R.; and Jin, Z. 2015. Natural language inference by tree-based convolution and heuristic matching. *arXiv preprint arXiv:1512.08422*.
- Munkhdalai, T., and Yu, H. 2016. Neural semantic encoders. *arXiv preprint arXiv:1607.04315*.
- Pennington, J.; Socher, R.; and Manning, C. D. 2014. Glove: Global vectors for word representation. In *EMNLP*, 1532–1543.
- Radford, A.; Metz, L.; and Chintala, S. 2015. Unsupervised representation learning with deep convolutional generative adversarial networks. *arXiv preprint arXiv:1511.06434*.
- Santos, C. N. d.; Wadhawan, K.; and Zhou, B. 2017. Learning loss functions for semi-supervised learning via discriminative adversarial networks. *arXiv preprint arXiv:1707.02198*.
- Srivastava, N.; Hinton, G. E.; Krizhevsky, A.; Sutskever, I.; and Salakhutdinov, R. 2014. Dropout: a simple way to prevent neural networks from overfitting. *JMLR* 15(1):1929–1958.
- Thrun, S., and Pratt, L. 2012. *Learning to learn*. Springer Science & Business Media.
- Wang, Z.; Mi, H.; and Ittycheriah, A. 2016. Sentence similarity learning by lexical decomposition and composition. *arXiv preprint arXiv:1602.07019*.
- Xiong, C.; Zhong, V.; and Socher, R. 2016. Dynamic coattention networks for question answering. *arXiv preprint arXiv:1611.01604*.
- Yang, Y.; Yih, W.-t.; and Meek, C. 2015. Wikiqa: A challenge dataset for open-domain question answering. In *EMNLP*, 2013–2018.
- Yin, W.; Schütze, H.; Xiang, B.; and Zhou, B. 2015. Abcn: Attention-based convolutional neural network for modeling sentence pairs. *arXiv preprint arXiv:1512.05193*.
- Zhang, Y.; Shen, D.; Wang, G.; Gan, Z.; Henao, R.; and Carin, L. 2017. Deconvolutional paragraph representation learning. *arXiv preprint arXiv:1708.04729*.
- Zhang, X.; Zhao, J.; and LeCun, Y. 2015. Character-level convolutional networks for text classification. In *NIPS*, 649–657.