

# Estimating Mutual Information for Discrete-Continuous Mixtures

Weihaio Gao\*, Sreeram Kannan†, Sewoong Oh‡, Pramod Viswanath\*

June 10, 2022

## Abstract

Estimating mutual information from observed samples is a basic primitive, useful in several machine learning tasks including correlation mining, information bottleneck clustering, learning a Chow-Liu tree, and conditional independence testing in (causal) graphical models. While mutual information is a well-defined quantity in general probability spaces, existing estimators can only handle two special cases of purely discrete or purely continuous pairs of random variables. The main challenge is that these methods first estimate the (differential) entropies of  $X$ ,  $Y$  and the pair  $(X, Y)$  and add them up with appropriate signs to get an estimate of the mutual information. These 3H-estimators cannot be applied in general mixture spaces, where entropy is not well-defined. In this paper, we design a novel estimator for mutual information of discrete-continuous mixtures. We prove that the proposed estimator is consistent. We provide numerical experiments suggesting superiority of the proposed estimator compared to other heuristics of adding small continuous noise to all the samples and applying standard estimators tailored for purely continuous variables, and quantizing the samples and applying standard estimators tailored for purely discrete variables. This significantly widens the applicability of mutual information estimation in real-world applications, where some variables are discrete, some continuous, and others are a mixture between continuous and discrete components.

## 1 Introduction

A fundamental quantity of interest in machine learning is mutual information (MI), which characterizes the shared information between a pair of random variables  $(X, Y)$ . MI obeys several appealing properties including the data-processing inequality, invariance under one-to-one transformations and the chain rule [9], which led to a wide use in canonical tasks such as classification [32], clustering [29, 45, 7] and feature selection [2, 12]. Mutual information also emerges as the “correct” quantity in several graphical model inference problems (e.g., the Chow-Liu tree [8] and conditional independence testing [6]). MI is also pervasively used in many data science application domains, such as sociology [36], computational biology [26], and computational neuroscience [37].

An important problem in any of these applications is to estimate mutual information effectively from samples. While mutual information has been the *de facto* measure of information in several applications for decades, the estimation of mutual information from samples remains an active research problem. Recently, there has been a resurgence of interest in entropy and mutual information estimators, on both the theoretical as well as practical fronts [42, 28, 40, 41, 20, 18, 13, 14, 16, 15].

The previous estimators focus on either of two cases – the data is either purely discrete or purely continuous. In these special cases, the mutual information can be calculated based on the three (differential) entropies of  $X$ ,  $Y$  and  $(X, Y)$ . We term estimators based on this principle as 3H-estimators (since they estimate three entropy terms), and a majority of previous estimators fall under this category [18, 15, 42].

In practical downstream applications, we often have to deal with a *mixture of continuous and discrete* random variables. Random variables can be mixed in several ways. First, one random variable can be discrete

---

\*Coordinated Science Lab and Department of Electrical and Computer Engineering, University of Illinois at Urbana-Champaign, Urbana, IL 61801, USA; {wgao9, pramodv}@illinois.edu

†Electrical Engineering Department, University of Washington, Seattle, WA 98195; ksreeram@uw.edu

‡Coordinated Science Lab and Department of Industrial and Enterprise Systems Engineering, University of Illinois at Urbana-Champaign, Urbana, IL 61801, USA; swoh@illinois.edu

whereas the other is continuous. For example, we want to measure the strength of relationship between children’s age and height, here age  $X$  is discrete and height  $Y$  is continuous. Secondly, a single scalar random variable itself can be a mixture of discrete and continuous components. For example, consider  $X$  taking a zero-inflated-Gaussian distribution, which takes value 0 with probability  $p$  and is a Gaussian distribution with mean  $\mu$  with probability  $1 - p$ . This distribution has both a discrete component as well as a component with density. Finally,  $X$  and / or  $Y$  can be high dimensional vector, each of whose components may be discrete, continuous or mixed.

In all of the aforementioned *mixed* cases, mutual information is well-defined through the Radon-Nikodym derivative (see Section 2) but cannot be expressed as a function of the entropies or differential entropies of the random variables. Crucially, entropy is not well defined when a single scalar random variable comprises of both discrete and continuous components, in which case,  $3H$  estimators (the vast majority of prior art) cannot be directly employed. In this paper, we address this challenge by proposing an estimator that can handle all these cases of mixture distributions. The estimator directly estimates the Radon-Nikodym derivative using the  $k$ -nearest neighbor distances from the samples; we prove  $\ell_2$  consistency of the estimator and demonstrate its excellent practical performance through a variety of experiments on both synthetic and real dataset. Most relevantly, it strongly outperforms natural baselines of discretizing the mixed random variables (by quantization) or making it continuous by adding a small Gaussian noise.

The rest of the paper is organized as follows. In Section 2, we review the general definition of mutual information for Radon-Nikodym derivative and show that it is well-defined for all the cases of mixtures. In Section 3, we propose our estimator of mutual information for mixed random variables. In Section 4, we prove that our estimator is  $\ell_2$  consistent under certain technical assumptions and verify that the assumptions are satisfied for most practical cases. Section 5 contains the results of our detailed synthetic and real-world experiments testing the efficacy of the proposed estimator.

## 2 Problem Formation

In this section, we define mutual information for general distributions as follows (e.g., [35]).

**Definition 2.1.** Let  $P_{XY}$  be a probability measure on the space  $\mathcal{X} \times \mathcal{Y}$ , where  $\mathcal{X}$  and  $\mathcal{Y}$  are both Euclidean spaces. For any measurable set  $A \subseteq \mathcal{X}$  and  $B \subseteq \mathcal{Y}$ , define  $P_X(A) = P_{XY}(A \times \mathcal{Y})$  and  $P_Y(B) = P_{XY}(\mathcal{X} \times B)$ . Let  $P_X P_Y$  be the product measure  $P_X \times P_Y$ . Then the mutual information  $I(X; Y)$  of  $P_{XY}$  is defined as

$$I(X; Y) \equiv \int_{\mathcal{X} \times \mathcal{Y}} \log \frac{dP_{XY}}{dP_X P_Y} dP_{XY}, \quad (1)$$

where  $\frac{dP_{XY}}{dP_X P_Y}$  is the Radon-Nikodym derivative.

We prove that for any probability measure  $P_{XY}$  on  $\mathcal{X} \times \mathcal{Y}$ , the joint measure  $P_{XY}$  is absolutely continuous with respect to the product measure  $P_X P_Y$ , hence mutual information is well-defined. See Appendix A for the detailed proof. Notice that this general definition includes the following cases of mixtures: (1)  $X$  is discrete and  $Y$  is continuous (or vice versa); (2)  $X$  or  $Y$  has many components each, where some components are discrete and some are continuous; (3)  $X$  or  $Y$  or their joint distribution is a mixture of continuous and discrete distributions.

## 3 Estimators of Mutual Information

**Review of prior work.** The estimation problem is quite different depending on whether the underlying distribution is discrete, continuous or mixed. As pointed out earlier, most existing estimators for mutual information are based on the  $3H$  principle: they estimate the three entropy terms first. This  $3H$  principle can be applied only in the purely discrete or purely continuous case.

*Discrete data:* For entropy estimation of a discrete variable  $X$ , the straightforward approach to plug-in the estimated probabilities  $\hat{p}_X(x)$  into the formula for entropy has been shown to be suboptimal [30, 1]. Novel entropy estimators with sub-linear sample complexity have been proposed [44, 49, 18, 21, 19, 22]. MI

estimation can then be performed using the  $3H$  principle, and such an approach is shown to be worst-case optimal for mutual-information estimation [18].

*Continuous data:* There are several estimators for differential entropy of continuous random variables, which have been exploited in a  $3H$  principle to calculate the mutual information [3]. One family of entropy estimators are based on kernel density estimators [31] followed by re-substitution estimation. An alternate family of entropy estimators is based on  $k$ -Nearest Neighbor ( $k$ -NN) estimates, beginning with the pioneering work of Kozachenko and Leonenko [24] (the so-called KL estimator). Recent progress involves an inspired mixture of an ensemble of kernel and  $k$ -NN estimators [42, 4]. Exponential concentration bounds under certain conditions are in [39].

*Mixed Random Variables:* Since the entropies themselves may not be well defined for mixed random variables, there is no direct way to apply the  $3H$  principle. However, once the data is quantized, this principle can be applied in the discrete domain. That mutual information in arbitrary measure spaces can indeed be computed as a maximum over quantization is a classical result [17, 33, 34]. However, the choice of quantization is complicated and while some quantization schemes are known to be consistent when there is a joint density [10], the mixed case is complex. Estimator of the average of Radon-Nikodym derivative  $dP/dQ$  has been studied in [46, 47]. Very recent work generalizing the ensemble entropy estimator when some components are discrete and others continuous is in [28].

*Beyond  $3H$  estimation:* In an inspired work [25] proposed a *direct* method for estimating mutual information (KSG estimator) when the variables have a joint density. The estimator starts with the  $3H$  estimator based on differential entropy estimates based on the  $k$ -NN estimates, and employs a heuristic to couple the estimates in order to improve the estimator. While the original paper did not contain any theoretical proof, even of consistency, its excellent practical performance has encouraged widespread adoption. Recent work [16] has established the consistency of this estimator along with its convergence rate. Further, recent works [14, 15] involving a combination of kernel density estimators and  $k$ -NN methods have been proposed to further improve the KSG estimator. [38] extends the KSG estimator to the case when one variable is discrete and another is scalar continuous.

None of these works consider a case even if one of the components has a mixture of continuous and discrete distribution, let alone for general probability distributions. There are two generic options: (1) one can add small independent noise on each sample to break the multiple samples and apply a continuous valued MI estimator (like KSG), or (2) quantize and apply discrete MI estimators but the performance for high-dimensional case is poor. These form baselines to compare against in our detailed simulations.

**Mixed Regime.** We first examine the behavior of other estimators in the mixed regime, before proceeding to develop our estimator. Let us consider the case when  $X$  is discrete (but real valued) and  $Y$  possesses a density. In this case, we will examine the consequence of using the  $3H$  principle, with differential entropy estimated by the  $k$ -nearest neighbors. To do this, fix a parameter  $k$ , that determines the number of neighbors and let  $\rho_{i,x}$ ,  $\rho_{i,y}$  and  $\rho_{i,xy}$  denote the distance of the  $k$ -nearest neighbor of  $X_i$ ,  $Y_i$  and  $(X_i, Y_i)$ , respectively. Then  $\hat{I}_{3H}^{(N)}(X; Y) =$

$$\left( \frac{1}{N} \sum_{i=1}^N \log \frac{N c_x \rho_{i,x}^d}{k} + a(k) \right) + \left( \frac{1}{N} \sum_{i=1}^N \log \frac{N c_y \rho_{i,y}^d}{k} + a(k) \right) - \left( \frac{1}{N} \sum_{i=1}^N \log \frac{N c_{xy} \rho_{i,xy}^d}{k} + a(k) \right)$$

where  $\psi(\cdot)$  is the digamma function and  $a(\cdot) = \log(\cdot) - \psi(\cdot)$ . In the case that  $X$  is discrete and  $Y$  has a density,  $I_{3H}(X; Y) = -\infty + a - b = -\infty$ , which is clearly wrong.

The basic idea of the KSG estimator is to ensure that the  $\rho$  is the same for both  $x$ ,  $y$  and  $(x, y)$  and the difference is instead in the number of nearest neighbors. Let  $n_{x,i}$  be the number of samples of  $X_i$ 's within distance  $\rho_{i,xy}$  and  $n_{y,i}$  be the number of samples of  $Y_i$ 's within distance  $\rho_{i,xy}$ . Then the KSG estimator is given by  $\hat{I}_{KSG}^{(N)} \equiv \frac{1}{N} \sum_{i=1}^N (\psi(k) + \log(N) - \log(n_{x,i} + 1) - \log(n_{y,i} + 1))$  where  $\psi(\cdot)$  is the digamma function.

In the case of  $X$  being discrete and  $Y$  being continuous, it turns out that the KSG estimator does *not* blow up (unlike the  $3H$  estimator), since the distances do not go to zero. However, in the mixed case, the estimator has a non-trivial bias due to discrete points and is no longer consistent.

**Proposed Estimator.** We propose the following estimator for general probability distributions, inspired by the KSG estimator. The intuition is as follows. First notice that MI is the average of the logarithm of Radon-Nikodym derivative, so we compute the Radon-Nikodym derivative for each sample  $i$  and take the empirical average. The re-substitution estimator for MI is then given as follows:  $\hat{I}(X; Y) \equiv \frac{1}{n} \sum_{i=1}^n \log \left( \frac{dP_{XY}}{dP_X P_Y} \right)_{(x_i, y_i)}$ .

The basic idea behind our estimate of the Radon-Nikodym derivative at each sample point is as follows:

- When the point is discrete (which can be detected by checking if the  $k$ -nearest neighbor distance of data  $i$  is zero), then we can assert that data  $i$  is in a discrete component, and we can use plug-in estimator for Radon-Nikodym derivative.
- If the point is such that there is a joint density (locally), the KSG estimator suggests a natural idea: fix the radius and estimate the Radon-Nikodym derivative by  $(\psi(k) + \log(N) - \log(n_{x,i} + 1) - \log(n_{y,i} + 1))$ .
- If  $k$ -nearest neighbor distance is not zero, then it may be either purely continuous or mixed. But we show below that the method for purely continuous is also applicable for mixed.

Precisely, let  $n_{x,i}$  be the number of samples of  $X_i$ 's within distance  $\rho_{i,xy}$  and  $n_{y,i}$  be the number of samples of  $Y_i$ 's within distance  $\rho_{i,xy}$ . Denote  $\tilde{k}_i$  by the number of tuples  $(X_i, Y_i)$  within distance  $\rho_{i,xy}$ . If the  $k$ -NN distance is zero, which means that the sample  $(X_i, Y_i)$  is a discrete point of the probability measure, we set  $k$  to  $\tilde{k}_i$ , which is the number of samples that have the same value as  $(X_i, Y_i)$ . Otherwise we just keep  $\tilde{k}_i$  as  $k$ . Our proposed estimator is described in detail in Algorithm 1.

---

**Algorithm 1** Mixed Random Variable Mutual Information Estimator

---

**Input:**  $\{X_i, Y_i\}_{i=1}^N$ , where  $X_i \in \mathcal{X}$  and  $Y_i \in \mathcal{Y}$ ;  
**Parameter:**  $k \in \mathbb{Z}^+$ ;  
**for**  $i = 1$  to  $N$  **do**  
     $\rho_{i,xy} :=$  the  $k$  smallest distance among  $[d_{i,j} := \max\{\|X_j - X_i\|, \|Y_j - Y_i\|\}, j \neq i]$ ;  
    **if**  $\rho_{i,xy} = 0$  **then**  
         $\tilde{k}_i :=$  number of samples such that  $d_{i,j} = 0$ ;  
    **else**  
         $\tilde{k}_i := k$ ;  
    **end if**  
     $n_{x,i} :=$  number of samples such that  $\|X_j - X_i\| \leq \rho_{i,xy}$ ;  
     $n_{y,i} :=$  number of samples such that  $\|Y_j - Y_i\| \leq \rho_{i,xy}$ ;  
     $\xi_i := \psi(\tilde{k}_i) + \log N - \log(n_{x,i} + 1) - \log(n_{y,i} + 1)$ ;  
**end for**  
**Output:**  $\hat{I}^{(N)}(X; Y) := \frac{1}{N} \sum_{i=1}^N \xi_i$ .

---

We note that our estimator recovers previous ideas in several canonical settings. If the underlying distribution is purely discrete, the  $k$ -nearest neighbor distance  $\rho_{i,xy}$  equals to 0 with high probability, then our estimator recovers the plug-in estimator. If the underlying distribution is purely continuous, then there are no multiple overlapping samples, so  $\tilde{k}_i$  equals to  $k$ , our estimator recovers the KSG estimator. If  $X$  is discrete and  $Y$  is single-dimensional continuous and  $P_X(x) > 0$  for all  $x$ , for sufficiently large dataset, the  $k$ -nearest neighbors of sample  $(x_i, y_i)$  will be located on the same  $x_i$  with high probability. Therefore, our estimator recovers the discrete vs continuous estimator in [38].

## 4 Proof of Consistency

We show that under certain technical conditions on the joint probability measure, the proposed estimator is consistent. We begin with the following definitions.

$$P_{XY}(x, y, r) \equiv P_{XY}(\{(a, b) \in \mathcal{X} \times \mathcal{Y} : \|a - x\| \leq r, \|b - y\| \leq r\}), \quad (2)$$

$$P_X(x, r) \equiv P_X(\{a \in \mathcal{X} : \|a - x\| \leq r\}), \quad (3)$$

$$P_Y(y, r) \equiv P_Y(\{b \in \mathcal{Y} : \|b - y\| \leq r\}). \quad (4)$$

**Theorem 1.** *Suppose that*

1.  $k$  is chosen to be a function of  $N$  such that  $k_N \rightarrow \infty$  and  $k_N \log N / N \rightarrow 0$  as  $N \rightarrow \infty$ .

2. The set of discrete points  $\{(x, y) : P_{XY}(x, y, 0) > 0\}$  is finite.
3.  $\frac{P_{XY}(x, y, r)}{P_X(x, r)P_Y(y, r)}$  converges to  $f(x, y)$  as  $r \rightarrow 0$  and  $f(x, y) \leq C$  with probability 1.
4.  $\mathcal{X} \times \mathcal{Y}$  can be decomposed into countable disjoint sets  $\{E_i\}_{i=1}^\infty$  such that  $f(x, y)$  is uniformly continuous on each  $E_i$ .
5.  $\int_{\mathcal{X} \times \mathcal{Y}} |\log f(x, y)| dP_{XY} < +\infty$ .

Then we have  $\lim_{N \rightarrow \infty} \mathbb{E} [\hat{I}^{(N)}(X; Y)] = I(X; Y)$ .

Notice that Assumptions 2,3,4 are satisfied whenever (1) the distribution is (finitely) discrete; (2) the distribution is continuous; (3) some dimensions are (countably) discrete and some dimensions are continuous; (4) a (finite) mixture of the previous cases. Most real world data can be covered by these cases. A sketch of the proof is below with the full proof in the supplementary material.

*Proof.* (Sketch) We start with an explicit form of the Radon-Nikodym derivative  $dP_{XY}/(dP_X P_Y)$ .

**Lemma 4.1.** Under Assumption 3 and 4 in Theorem 1,  
 $(dP_{XY}/(dP_X P_Y))(x, y) = f(x, y) = \lim_{r \rightarrow 0} P_{XY}(x, y, r)/(P_X(x, r)P_Y(y, r))$ .

Notice that  $\hat{I}_N(X; Y) = (1/N) \sum_{i=1}^N \xi_i$ , where all  $\xi_i$  are identically distributed. Therefore,  $\mathbb{E}[\hat{I}^{(N)}(X; Y)] = \mathbb{E}[\xi_1]$ . Therefore, the bias can be written as:

$$\begin{aligned} \left| \mathbb{E}[\hat{I}^{(N)}(X; Y)] - I(X; Y) \right| &= \left| \mathbb{E}_{XY} [\mathbb{E}[\xi_1 | X, Y]] - \int \log f(X, Y) P_{XY} \right| \\ &\leq \int \left| \mathbb{E}[\xi_1 | X, Y] - \log f(X, Y) \right| dP_{XY}. \end{aligned} \quad (5)$$

Now we upper bound  $\left| \mathbb{E}[\xi_1 | X, Y] - \log f(X, Y) \right|$  for every  $(x, y) \in \mathcal{X} \times \mathcal{Y}$  by dividing the domain into three parts as  $\mathcal{X} \times \mathcal{Y} = \Omega_1 \cup \Omega_2 \cup \Omega_3$  where

- $\Omega_1 = \{(x, y) : f(x, y) = 0\}$ ;
- $\Omega_2 = \{(x, y) : f(x, y) > 0, P_{XY}(x, y, 0) > 0\}$ ;
- $\Omega_3 = \{(x, y) : f(x, y) > 0, P_{XY}(x, y, 0) = 0\}$ .

We show that  $\lim_{N \rightarrow \infty} \int_{\Omega_i} \left| \mathbb{E}[\xi_1 | X, Y] - \log f(X, Y) \right| dP_{XY} = 0$  for each  $i \in \{1, 2, 3\}$  separately.

- For  $(x, y) \in \Omega_1$ , we will show that  $\Omega_1$  has zero probability with respect to  $P_{XY}$ , i.e.  $P_{XY}(\Omega_1) = 0$ . Hence,  $\int_{\Omega_1} \left| \mathbb{E}[\xi_1 | X, Y] - \log f(X, Y) \right| dP_{XY} = 0$ .
- For  $(x, y) \in \Omega_2$ ,  $f(x, y)$  equals to  $P_{XY}(x, y, 0)/P_X(x, 0)P_Y(y, 0)$ , so it can be viewed as a discrete part. We will first show that the  $k$ -nearest neighbor distance  $\rho_{k,1} = 0$  with high probability. Then we will use the the number of samples on  $(x, y)$  as  $\tilde{k}_i$ , and we will show that the mean of estimate  $\xi_1$  is closed to  $\log f(x, y)$ .
- For  $(x, y) \in \Omega_3$ , it can be viewed as a continuous part. We use the similar proof technique as [25] to prove that the mean of estimate  $\xi_1$  is closed to  $\log f(x, y)$ .

□

The following theorem bounds the variance of the proposed estimator.

**Theorem 2.** Assume in addition that

6.  $(k_N \log N)^2/N \rightarrow 0$  as  $N \rightarrow \infty$ .

Then we have

$$\lim_{N \rightarrow \infty} \text{Var} \left[ \hat{I}^{(N)}(X; Y) \right] = 0. \quad (6)$$

*Proof. (Sketch)* We use the Efron-Stein inequality to bound the variance of the estimator. For simplicity, let  $\hat{I}^{(N)}(Z)$  be the estimate based on original samples  $\{Z_1, Z_2, \dots, Z_N\}$ , where  $Z_i = (X_i, Y_i)$ , and  $\hat{I}^{(N)}(Z_{\setminus j})$  is the estimate from  $\{Z_1, \dots, Z_{j-1}, Z_{j+1}, \dots, Z_N\}$ . Then a certain version of Efron-Stein inequality states that:  $\text{Var} \left[ \hat{I}^{(N)}(Z) \right] \leq 2 \sum_{j=1}^N \left( \sup_{Z_1, \dots, Z_N} \left| \hat{I}^{(N)}(Z) - \hat{I}^{(N)}(Z_{\setminus j}) \right| \right)^2$ . Now recall that

$$\hat{I}^{(N)}(Z) = \frac{1}{N} \sum_{i=1}^N \xi_i(Z) = \frac{1}{N} \sum_{i=1}^N \left( \psi(\tilde{k}_i) + \log N - \log(n_{x,i} + 1) - \log(n_{y,i} + 1) \right), \quad (7)$$

Therefore, we have

$$\sup_{Z_1, \dots, Z_N} \left| \hat{I}^{(N)}(Z) - \hat{I}^{(N)}(Z_{\setminus j}) \right| \leq \frac{1}{N} \sup_{Z_1, \dots, Z_N} \sum_{i=1}^N \left| \xi_i(Z) - \xi_i(Z_{\setminus j}) \right|. \quad (8)$$

To upper bound the difference  $|\xi_i(Z) - \xi_i(Z_{\setminus j})|$  created by eliminating sample  $Z_j$  for different  $i$ 's we consider three different cases: (1)  $i = j$ ; (2)  $\rho_{k,i} = 0$ ; (3)  $\rho_{k,i} > 0$ , and conclude that  $\sum_{i=1}^N |\xi_i(Z) - \xi_i(Z_{\setminus j})| \leq O(k \log N)$  for all  $Z_i$ 's. The detail of the case study is in Section. C in the supplementary material. Plug it into Efron-Stein inequality, we obtain:

$$\begin{aligned} \text{Var} \left[ \hat{I}^{(N)}(Z) \right] &\leq 2 \sum_{j=1}^N \left( \sup_{Z_1, \dots, Z_N} \left| \hat{I}^{(N)}(Z) - \hat{I}^{(N)}(Z_{\setminus j}) \right| \right)^2 \\ &\leq 2 \sum_{j=1}^N \left( \frac{1}{N} \sup_{Z_1, \dots, Z_N} \sum_{i=1}^N \left| \xi_i(Z) - \xi_i(Z_{\setminus j}) \right| \right)^2 = O((k \log N)^2 / N). \end{aligned} \quad (9)$$

By Assumption 6, we have  $\lim_{N \rightarrow \infty} \text{Var} \left[ \hat{I}^{(N)}(Z) \right] = 0$ .  $\square$

Combining Theorem 1 and Theorem 2, we have the  $\ell_2$  consistency of  $\hat{I}^{(N)}(X; Y)$ .

## 5 Simulations

We evaluate the performance of our estimator in a variety of (synthetic and real-world) experiments.

**Experiment I.**  $(X, Y)$  is a mixture of one continuous distribution and one discrete distribution. The continuous distribution is jointly Gaussian with zero mean and covariance  $\Sigma = \begin{pmatrix} 1 & 0.9 \\ 0.9 & 1 \end{pmatrix}$ , and the discrete distribution is  $P(X = 1, Y = 1) = P(X = -1, Y = -1) = 0.45$  and  $P(X = 1, Y = -1) = P(X = -1, Y = 1) = 0.05$ . These two distributions are mixed with equal probability. The scatter plot of a set of samples from this distribution is shown in the left panel of Figure. 1, where the red squares denote multiple samples from the discrete distribution. For all synthetic experiments, we compare our proposed estimator with a (fixed) partitioning estimator, an adaptive partitioning estimator [10] implemented by [43], the KSG estimator [25] and noisy KSG estimator (by adding Gaussian noise  $N(0, \sigma^2 I)$  on each sample to transform all mixed distributions into continuous one). We plot the mean squared error versus number of samples in Figure 2. The mean squared error is averaged over 250 independent trials.

The KSG estimator is entirely misled by the discrete samples as expected. The noisy KSG estimator performs better but the added noise causes the estimate to degrade. In this experiment, the estimate is less sensitive to the noise added and the line is indistinguishable with the line for KSG. The partitioning and adaptive partitioning method quantizes all samples, resulting in an extra quantization error. Note that only the proposed estimator has error decreasing with the sample size.

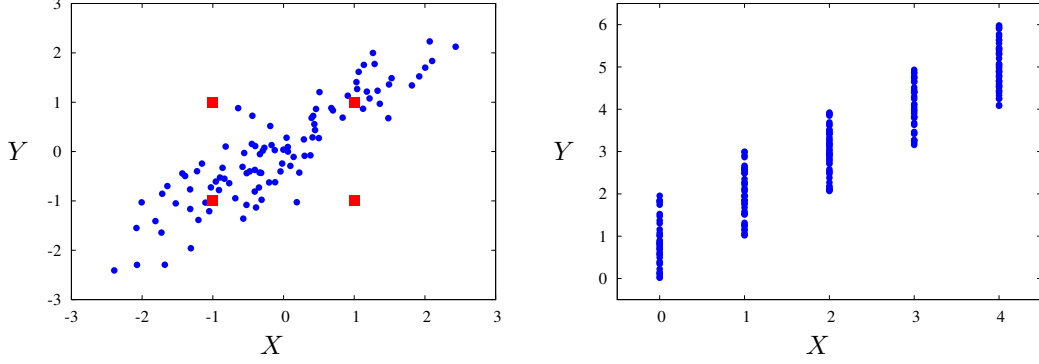


Figure 1: Left: An example of samples from a mixture of continuous (blue) and discrete (red) distributions, where red points denote multiple samples. Right: An example of samples from a discrete  $X$  and a continuous  $Y$ .

**Experiment II.**  $X$  is a discrete random variable and  $Y$  is a continuous random variable.  $X$  is uniformly distributed over integers  $\{0, 1, \dots, m-1\}$  and  $Y$  is uniformly distributed over the range  $[X, X+2]$  for a given  $X$ . The ground truth  $I(X; Y) = \log(m) - (m-1)\log(2)/m$ . We choose  $m = 5$  and a scatter plot of a set of samples is in the right panel of Figure. 1. Notice that in this case (and the following experiments) our proposed estimator degenerates to KSG if the hyper parameter  $k$  is chosen the same, hence KSG is not plotted. In this experiment our proposed estimator outperforms other methods.

**Experiment III.** Higher dimensional mixture. Let  $(X_1, Y_1)$  and  $(Y_2, X_2)$  have the same joint distribution as in experiment II and independent of each other. We evaluate the mutual information between  $X = (X_1, X_2)$  and  $Y = (Y_1, Y_2)$ . Then ground truth  $I(X; Y) = 2(\log(m) - (m-1)\log(2)/m)$ . We also consider  $X = (X_1, X_2, X_3)$  and  $Y = (Y_1, Y_2, Y_3)$  where  $(X_3, Y_3)$  have the same joint distribution as in experiment II and independent of  $(X_1, Y_1), (X_2, Y_2)$ . The ground truth  $I(X; Y) = 3(\log(m) - (m-1)\log(2)/m)$ . The adaptive partitioning algorithm works only for one-dimensional  $X$  and  $Y$  and is not compared here.

We can see that the performance of partitioning estimator is very bad because the number of partitions grows exponentially with dimension. Proposed algorithm suffers less from the curse of dimensionality. For the right figure, noisy KSG method has smaller error, but we point out that it is unstable with respect to the noise level added: as the noise level is varied from  $\sigma = 0.5$  to  $\sigma = 0.7$  and the performance varies significantly (far from convergence).

**Experiment IV.** Zero-inflated Poissonization. Here  $X \sim \text{Exp}(1)$  is a standard exponential random variable, and  $Y$  is zero-inflated Poissonization of  $X$ , i.e.,  $Y = 0$  with probability  $p$  and  $Y \sim \text{Poisson}(x)$  given  $X = x$  with probability  $1-p$ . Here the ground truth is  $I(X; Y) = (1-p)(2\log 2 - \gamma - \sum_{k=1}^{\infty} \log k \cdot 2^{-k}) \approx (1-p)0.3012$ , where  $\gamma$  is Euler-Mascheroni constant. We repeat the experiment for no zero-inflation ( $p = 0$ ) and for  $p = 15\%$ . We find that the proposed estimator is comparable to adaptive partitioning for no zero-inflation and outperforms others for 15% zero-inflation.

We conclude that our proposed estimator is consistent for all these four experiments, and the mean squared error is always the best or comparable to the best. Other estimators are either not consistent or have large mean squared error for at least one experiment.

**Feature Selection Task.** Suppose there are a set of features modeled by independent random variables  $(X_1, \dots, X_p)$  and the data  $Y$  depends on a subset of features  $\{X_i\}_{i \in S}$ , where  $\text{card}(S) = q < p$ . We observe the features  $(X_1, \dots, X_p)$  and data  $Y$  and try to select which features are related to  $Y$ . In many biological applications, some of the data is lost due to experimental reasons and set to 0; even the available data is noisy. This setting naturally leads to a mixture of continuous and discrete parts which we model by supposing that the observation is  $\tilde{X}_i$  and  $\tilde{Y}$ , instead of  $X_i$  and  $Y$ . Here  $\tilde{X}_i$  and  $\tilde{Y}$  equals to 0 with probability  $\sigma$  and follows Poisson distribution parameterized by  $X_i$  or  $Y$  (which corresponds to the noisy observation) with probability  $1 - \sigma$ .

In this experiment,  $(X_1, \dots, X_{20})$  are i.i.d. standard exponential random variables and  $Y$  is simply  $(X_1, \dots, X_5)$ .  $\tilde{X}_i$  equals to 0 with probability 0.15, and  $\tilde{X}_i \sim \text{Poisson}(X_i)$  with probability 0.85.  $\tilde{Y}_i$  equals to

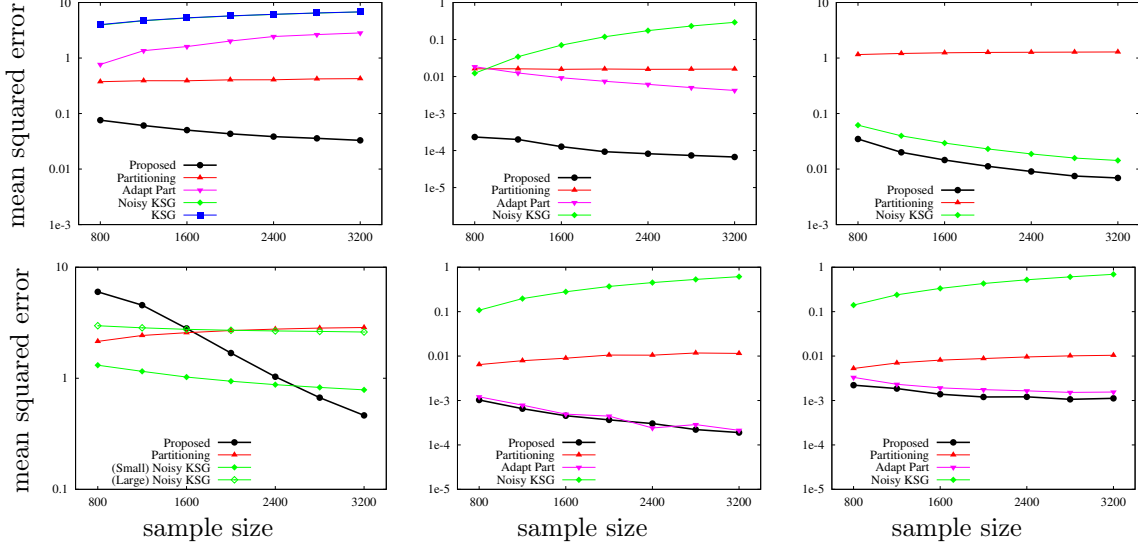


Figure 2: Mean squared error vs. sample size for synthetic experiments. Top row (left to right): Experiment I; Experiment II; Experiment III for 4 dimensions . Bottom row (left to right): Experiment III for 6 dimensions; Experiment IV ( $p = 0$ ); Experiment IV ( $p=15\%$ ).

0 with probability 0.15 and  $\tilde{Y}_i \sim \text{Exp}(Y_i)$  with probability 0.85. Upon observing  $\tilde{X}_i$ 's and  $\tilde{Y}$ , we evaluate  $\text{MI}_i = I(\tilde{X}_i; \tilde{Y})$  using different estimators, and select the features with top- $r$  highest mutual information. Since the underlying number of features is unknown, we iterate over all  $r \in \{0, \dots, p\}$  and observe a receiver operating characteristic (ROC) curve, shown in left of Figure 3. Compared to partitioning, noisy KSG and KSG estimators, we conclude that our proposed estimator outperforms other estimators.

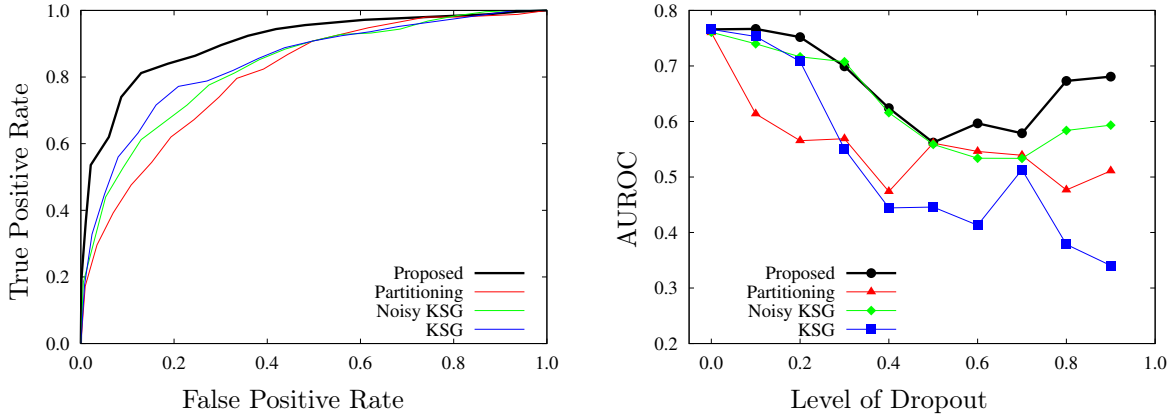


Figure 3: Left: ROC curve for the feature selection task. Right: AUROC versus levels of dropout for gene regulatory network inference.

**Gene regulatory network inference.** Gene expressions form a rich source of data from which to infer gene regulatory networks; it is now possible to sequence gene expression data from single cells using a technology called single-cell RNA-sequencing [48]. However, this technology has a problem called *dropout*, which implies that sometimes, even when the gene is present it is not sequenced [23, 11]. While we tested our algorithm on real single-cell RNA-seq dataset, it is hard to establish the ground truth on these datasets. Instead we resorted to a challenge dataset for reconstructing regulatory networks, called the DREAM5 challenge [27]. The simulated (insilico) version of this dataset contains gene expression for 20 genes with 660 data point



containing various perturbations. The goal is to reconstruct the true network between the various genes. We used mutual information as the test statistic in order to obtain AUROC for various methods. While the dataset did not have any dropouts, in order to simulate the effect of dropouts in real data, we simulated various levels of dropout and compared the AUROC (area under ROC) of different algorithms in the right of Figure 3 where we find the proposed algorithm to outperform the competing ones.

## Appendix

### A Proof of Well-Definedness of Mutual Information

To prove the well-definedness of  $I(X; Y)$ , we need to show that  $P_{XY}$  is absolutely continuous with respect to  $P_X P_Y$ . That is equivalent to show that for any measurable set  $A \subseteq \mathcal{X} \times \mathcal{Y}$  such that  $P_X P_Y(A) = 0$ , we have  $P_{XY}(A) = 0$ . We will prove the contrapositive statement: for any measurable set  $A \subseteq \mathcal{X} \times \mathcal{Y}$  such that  $P_{XY}(A) > 0$ , we have  $P_X P_Y(A) > 0$ . Consider a simple case that  $A$  is a rectangle set, i.e.  $A$  can be written as  $A = A^x \times A^y$ , where  $A^x, A^y$  are measurable sets in  $\mathcal{X}$  and  $\mathcal{Y}$  respectively. Then

$$\begin{aligned} P_X P_Y(A) &= P_X(A^x) P_Y(A^y) = P_{XY}(A^x \times \mathcal{Y}) P_{XY}(\mathcal{X} \times A^y) \\ &\geq P_{XY}(A) P_{XY}(A) = (P_{XY}(A))^2 > 0 \end{aligned} \quad (10)$$

Since  $\mathcal{X}$  and  $\mathcal{Y}$  are Euclidean spaces, for any measurable set  $A \subseteq \mathcal{X} \times \mathcal{Y}$ , we can decompose  $A$  as a countable union of disjoint rectangle sets. Let  $A = \bigcup_{i=1}^{\infty} A_i$ , where  $A_i = A_i^x \times A_i^y$ . Since  $P_{XY}(A) > 0$ , there exists  $A_i$  such that  $P_{XY}(A_i) > 0$ , so  $P_X P_Y(A_i) > 0$ . Therefore,  $P_X P_Y(A) > 0$ .

Given that  $P_{XY}$  is absolutely continuous with respect to  $P_X P_Y$ , by Radon-Nikodym theorem, there exists a function  $f$  such that for any measurable set  $A$ ,  $\int_A f dP_X P_Y = P_{XY}(A)$ . This  $f$  is the Radon-Nikodym derivative  $\frac{dP_{XY}}{dP_X P_Y}$  in (1).

### B Proof of Theorem 1

To prove the asymptotic unbiasedness of the estimator, we need to write the Radon-Nikodym derivative in an explicit form. The following lemma gives the explicit form of  $\frac{dP_{XY}}{dP_X P_Y}$ .

**Lemma B.1.** *Under Assumption 3 and 4 in Theorem 1,  $\frac{dP_{XY}}{dP_X P_Y} = f(x, y) = \lim_{r \rightarrow 0} \frac{P_{XY}(x, y, r)}{P_X(x, r) P_Y(y, r)}$ .*

Now notice that  $\widehat{I}_N(X; Y) = \frac{1}{N} \sum_{i=1}^N \xi_i$ , where all  $\xi_i$  are identically distributed. Therefore,  $\mathbb{E}[\widehat{I}_N(X; Y)] = \mathbb{E}[\xi_1]$ . Therefore, the bias can be written as:

$$\begin{aligned} \left| \mathbb{E}[\widehat{I}_N(X; Y)] - I(X; Y) \right| &= \left| \mathbb{E}_{XY} [\mathbb{E}[\xi_1 | X, Y]] - \int \log f(X, Y) P_{XY} \right| \\ &\leq \int \left| \mathbb{E}[\xi_1 | X, Y] - \log f(X, Y) \right| dP_{XY}. \end{aligned} \quad (11)$$

Now we will give upper bounds for  $\left| \mathbb{E}[\xi_1 | X, Y] - \log f(X, Y) \right|$  for every  $(x, y) \in \mathcal{X} \times \mathcal{Y}$ . We will divide the space into three parts as  $\mathcal{X} \times \mathcal{Y} = \Omega_1 \cup \Omega_2 \cup \Omega_3$  where

- $\Omega_1 = \{(x, y) : f(x, y) = 0\}$ ;
- $\Omega_2 = \{(x, y) : f(x, y) > 0, P_{XY}(x, y, 0) > 0\}$ ;
- $\Omega_3 = \{(x, y) : f(x, y) > 0, P_{XY}(x, y, 0) = 0\}$ .

We will show that  $\lim_{N \rightarrow \infty} \int_{\Omega_i} \left| \mathbb{E}[\xi_1 | (X, Y) = (x, y)] - \log f(x, y) \right| dP_{XY} = 0$  for each  $i \in \{1, 2, 3\}$  separately.

$(x, y) \in \Omega_1$ : In this case, we will show that  $\Omega_1$  has zero probability with respect to  $P_{XY}$ .

$$P_{XY}(\Omega_1) = \int_{\Omega_1} dP_{XY} = \int_{\Omega_1} f(X, Y) dP_X P_Y = \int_{\Omega_1} 0 dP_X P_Y = 0 \quad (12)$$

Therefore,  $\int_{\Omega_1} \left| \mathbb{E}[\xi_1 | X, Y] - \log f(X, Y) \right| dP_{XY} = 0$ .

$(x, y) \in \Omega_2$ : In this case,  $f(x, y)$  is just  $P_{XY}(x, y, 0)/P_X(x, 0)P_Y(y, 0)$ . We will first show that the probability that the  $k$ -nearest neighbor distance  $\rho_{k,1} > 0$  is small. Then with high probability, we will use the the number of samples on  $(x, y)$  as  $\tilde{k}_i$ , and we will show that the mean of estimate  $\xi_1$  is closed to  $\log f(x, y)$ .

First, the probability of  $\rho_{k,1} > 0$  is upper bounded by:

$$\begin{aligned} & \mathbb{P}(\rho_{k,1} > 0 | (X, Y) = (x, y)) \\ &= \sum_{m=0}^{k-1} \binom{N-1}{m} P_{XY}(x, y, 0)^m (1 - P_{XY}(x, y, 0))^{N-1-m} \\ &\leq \sum_{m=0}^{k-1} N^m (1 - P_{XY}(x, y, 0))^{N-k} \\ &\leq k N^k (1 - P_{XY}(x, y, 0))^{N-k} \\ &\leq k N^k e^{-(N-k)P_{XY}(x, y, 0)}. \end{aligned} \quad (13)$$

Conditioning on the event that  $\rho_{k,1} = 0$ , we have  $\xi_1 = \psi(\tilde{k}_1) + \log N - \log(n_{x,1} + 1) - \log(n_{y,1} + 1)$ , where the distribution of  $\tilde{k}_1$ ,  $n_{x,1}$  and  $n_{y,1}$  are given by the following lemma.

**Lemma B.2.** *Given  $(X, Y) = (x, y)$  and  $\rho_{k,1} = 0$ , then  $\tilde{k}_1 - k$  is distributed as  $\text{Bino}(N - k - 1, P_{XY}(x, y, 0))$ ;  $n_{x,1} - k$  is distributed as  $\text{Bino}(N - k - 1, P_X(x, 0))$ ;  $n_{y,1} - k$  is distributed as  $\text{Bino}(N - k - 1, P_Y(y, 0))$ . Given  $(X, Y) = (x, y)$  and  $\rho_{k,1} = r > 0$ , then  $n_{x,1} - k$  is distributed as  $\text{Bino}(N - k - 1, \frac{P_X(x, r) - P_{XY}(x, y, r)}{1 - P_{XY}(x, y, r)})$ ;  $n_{y,1} - k$  is distributed as  $\text{Bino}(N - k - 1, \frac{P_Y(y, r) - P_{XY}(x, y, r)}{1 - P_{XY}(x, y, r)})$ .*

Then we write  $\left| \mathbb{E}[\xi_1 | (X, Y) = (x, y), \rho_{k,1} = 0] - \log f(x, y) \right|$  as

$$\begin{aligned} & \left| \mathbb{E}[\xi_1 | (X, Y) = (x, y), \rho_{k,1} = 0] - \log f(x, y) \right| \\ &= \left| \mathbb{E} \left[ \psi(\tilde{k}_1) + \log N - \log(n_{x,1} + 1) - \log(n_{y,1} + 1) | (X, Y) = (x, y), \rho_{k,1} = 0 \right] \right. \\ & \quad \left. - \log \frac{P_{XY}(x, y, 0)}{P_X(x, 0)P_Y(y, 0)} \right| \\ &\leq \left| \mathbb{E}[\log(n_{x,1} + 1) | (X, Y) = (x, y), \rho_{k,1} = 0] - \log N P_X(x, 0) \right| \\ & \quad + \left| \mathbb{E}[\log(n_{y,1} + 1) | (X, Y) = (x, y), \rho_{k,1} = 0] - \log N P_Y(y, 0) \right| \\ & \quad + \left| \mathbb{E}[\psi(\tilde{k}_1) | (X, Y) = (x, y), \rho_{k,1} = 0] - \log N P_{XY}(x, y, 0) \right| \end{aligned} \quad (14)$$

By Lemma B.2, we know that  $n_{x,i} - k$  is distributed as  $\text{Bino}(N - k - 1, P_X(x, 0))$ . The following lemma establishes the mean of  $\log(n_{x,i} + 1)$ .

**Lemma B.3.** *If  $X$  is distributed as  $\text{Bino}(N, p)$ , then  $|\mathbb{E}[\log(X + k)] - \log(Np + k)| \leq C/(Np + k)$  for some constant  $C$ .*

Therefore, the first term of (14) is bounded by:

$$\begin{aligned}
& \left| \mathbb{E} [\log(n_{x,1} + 1) | (X, Y) = (x, y), \rho_{k,1} = 0] - \log NP_X(x, 0) \right| \\
& \leq \left| \mathbb{E} [\log(n_{x,1} + 1) | (X, Y) = (x, y), \rho_{k,1} = 0] - \log((N - k - 1)P_X(x, 0) + k + 1) \right| \\
& \quad + \left| \log((N - k - 1)P_X(x, 0) + k + 1) - \log NP_X(x, 0) \right| \\
& \leq \frac{C}{(N - k - 1)P_X(x, 0) + k + 1} + \left| \log \frac{(N - k - 1)P_X(x, 0) + k + 1}{NP_X(x, 0)} \right| \\
& \leq \frac{C}{NP_X(x, 0)} + \log(1 + \frac{(k + 1)(1 - P_X(x, 0))}{NP_X(x, 0)}) \\
& \leq \frac{C}{NP_X(x, 0)} + \frac{(k + 1)(1 - P_X(x, 0))}{NP_X(x, 0)} \leq \frac{k + C + 1}{NP_X(x, 0)}. \tag{15}
\end{aligned}$$

where we use the fact that  $\log(1 + x) < x$  for all  $x > 0$ . Similarly, the second term of (14) is bounded by:  $(k + C + 1)/(NP_Y(y, 0))$ . For the third term, notice that  $|\psi(x) - \log(x)| \leq 1/x$  for every integer  $x \geq 1$ , therefore,  $|\psi(\tilde{k}_1) - \log(\tilde{k}_1)| \leq 1/\tilde{k}_1 \leq 1/k$ . So the third term of (14) is bounded by:  $(k + C + 1)/(NP_{XY}(x, y, 0)) + 1/k$ . By Combining three terms together and noticing that  $P_X(x, 0) \geq P_{XY}(x, y, 0)$  and  $P_Y(y, 0) \geq P_{XY}(x, y, 0)$ , we obtain

$$\begin{aligned}
& \left| \mathbb{E} [\xi_1 | (X, Y) = (x, y), \rho_{k,1} = 0] - \log f(x, y) \right| \\
& \leq \frac{k + C + 1}{NP_X(x, 0)} + \frac{k + C + 1}{NP_Y(y, 0)} + \frac{k + C + 1}{NP_{XY}(x, y, 0)} + \frac{1}{k} \leq \frac{3k + 3C + 3}{NP_{XY}(x, y, 0)} + \frac{1}{k}. \tag{16}
\end{aligned}$$

Combine with the case that  $\rho_{i,xy} > 0$ , we obtain that:

$$\begin{aligned}
& \left| \mathbb{E} [\xi_1 | (X, Y) = (x, y)] - \log f(x, y) \right| \\
& \leq \left| \mathbb{E} [\xi_1 | (X, Y) = (x, y), \rho_{k,1} > 0] - \log f(x, y) \right| \times \mathbb{P}(\rho_{k,1} > 0) \\
& \quad + \left| \mathbb{E} [\xi_1 | (X, Y) = (x, y), \rho_{k,1} = 0] - \log f(x, y) \right| \times \mathbb{P}(\rho_{k,1} = 0) \\
& \leq (2 \log N + |\log f(x, y)|)kN^k e^{-(N-k)P_{XY}(x, y, 0)} + \frac{3k + 3C + 3}{NP_{XY}(x, y, 0)} + \frac{1}{k}, \tag{17}
\end{aligned}$$

where the first term comes from triangle inequality and the fact that  $|\xi_1| \leq 2 \log N$ . Integrating over  $\Omega_2$ , we have:

$$\begin{aligned}
& \int_{\Omega_2} \left| \mathbb{E} [\xi_1 | (X, Y) = (x, y)] - \log f(x, y) \right| dP_{XY} \\
& \leq \int_{\Omega_2} (2 \log N + |\log f(x, y)|)kN^k e^{-(N-k)P_{XY}(x, y, 0)} dP_{XY} \\
& \quad + \frac{3k + 3C + 3}{N} \int_{\Omega_2} \frac{1}{P_{XY}(x, y, 0)} dP_{XY} + \frac{1}{k} \\
& \leq (2 \log N + \int_{\Omega_2} |\log f(x, y)| dP_{XY})kN^k e^{-(N-k) \inf_{(x, y) \in \Omega_2} P_{XY}(x, y, 0)} \\
& \quad + \frac{3k + 3C + 3}{N} \mu(\Omega_2) + \frac{1}{k}, \tag{18}
\end{aligned}$$

where  $\mu$  denotes counting measure. By Assumption 1,  $k$  goes to infinity as  $N$  goes to infinity, so  $1/k$  vanishes as  $N$  increases. By Assumption 1 and 2,  $k/N$  goes to 0 and  $\Omega_2$  has finite counting measure, so the second term also vanishes. Since  $\Omega_2$  has finite counting measure, so  $\inf_{(x, y) \in \Omega_2} P_{XY}(x, y, 0) = \epsilon > 0$ . By Assumption 5,  $\int_{\Omega_2} |\log f(x, y)| dP_{XY} < +\infty$ . Therefore, for sufficiently large  $N$ , the first term also vanishes. Therefore,

$$\lim_{N \rightarrow \infty} \int_{\Omega_2} \left| \mathbb{E} [\xi_1 | (X, Y) = (x, y)] - \log f(x, y) \right| dP_{XY} = 0. \tag{19}$$

$(x, y) \in \Omega_3$ : In this case,  $P_{XY}(x, y, r)$  is a monotonic function of  $r$  such that  $P_{XY}(x, y, 0) = 0$  and  $\lim_{r \rightarrow \infty} P_{XY}(x, y, r) = 1$ . Hence, we can view  $\log(P_{XY}(x, y, r)/P_X(x, r)P_Y(y, r))$  as a function of  $P_{XY}(x, y, r)$ , and it converges to  $\log f(x, y)$  as  $P_{XY}(x, y, r) \rightarrow 0$ , for almost every  $(x, y)$ . Since  $P_{XY}(\Omega_3) \leq 1 < +\infty$  and  $\int_{\Omega_3} |\log f(x, y)| dP_{XY} < +\infty$ . Then by Egoroff's Theorem, for any  $\epsilon > 0$ , there exists a subset  $E \subseteq \Omega_3$  with  $P_{XY}(E) < \epsilon$  and  $\int_E |\log f(x, y)| dP_{XY} < \epsilon$ , such that  $\log(P_{XY}(x, y, r)/P_X(x, r)P_Y(y, r))$  converges as  $P_{XY}(x, y, r) \rightarrow 0$ , uniformly on  $\Omega_3 \setminus E$ . For  $(x, y) \in E$ , notice that  $|\xi_1| \leq 2 \log N$ , so we have:

$$\begin{aligned} & \int_E \left| \mathbb{E}[\xi_1 | (X, Y) = (x, y)] - \log f(x, y) \right| dP_{XY} \\ & \leq \int_E (2 \log N + |\log f(x, y)|) dP_{XY} < (2 \log N + 1)\epsilon. \end{aligned} \quad (20)$$

By choosing  $\epsilon$  appropriately, we will have  $\lim_{N \rightarrow \infty} \int_E \left| \mathbb{E}[\xi_1 | (X, Y) = (x, y)] - \log f(x, y) \right| dP_{XY} = 0$ .

Now for any  $(x, y) \in \Omega_3 \setminus E$ , since  $P_{XY}(x, y, 0) = 0$ , we know that  $\mathbb{P}(\rho_{k,1} = 0 | (X, Y) = (x, y)) = 0$ , so  $\tilde{k}_1 = k$  with probability 1. Conditioning on  $\rho_{k,1} = r > 0$ , the difference  $\left| \mathbb{E}[\xi_1 | (X, Y) = (x, y)] - \log f(x, y) \right|$  can be decomposed into four parts as follows

$$\begin{aligned} & \left| \mathbb{E}[\xi_1 | (X, Y) = (x, y)] - \log f(x, y) \right| \\ & = \left| \int_{r=0}^{\infty} (\mathbb{E}[\xi_1 | (X, Y) = (x, y), \rho_{k,1} = r] - \log f(x, y)) dF_{\rho_{k,1}}(r) \right| \\ & \leq \left| \int_{r=0}^{\infty} \left( \log \frac{P_{XY}(x, y, r)}{P_X(x, r)P_Y(y, r)} - \log f(x, y) \right) dF_{\rho_{k,1}}(r) \right| \end{aligned} \quad (21)$$

$$+ \left| \int_{r=0}^{\infty} (\psi(k) - \log N - \log P_{XY}(x, y, r)) dF_{\rho_{k,1}}(r) \right| \quad (22)$$

$$+ \left| \int_{r=0}^{\infty} (\mathbb{E}[\log(n_{x,1} + 1) | (X, Y, \rho_{k,1}) = (x, y, r)] - \log(NP_X(x, r))) dF_{\rho_{k,1}}(r) \right| \quad (23)$$

$$+ \left| \int_{r=0}^{\infty} (\mathbb{E}[\log(n_{y,1} + 1) | (X, Y, \rho_{k,1}) = (x, y, r)] - \log(NP_Y(y, r))) dF_{\rho_{k,1}}(r) \right| \quad (24)$$

here  $F_{\rho_{k,1}}(r)$  is the CDF of the  $k$ -nearest neighbor distance  $\rho_{k,1}$ , given  $(X, Y) = (x, y)$ . By results of order statistics, its derivative with respect to  $P_{XY}(x, y, r)$  is given by:

$$\frac{dF_{\rho_{k,1}}(r)}{dP_{XY}(x, y, r)} = \frac{(N-1)!}{(k-1)!(N-k-1)!} P_{XY}(x, y, r)^{k-1} (1 - P_{XY}(x, y, r))^{N-k-1}. \quad (25)$$

Now we consider the four terms separately. For (21), since  $\log(P_{XY}(x, y, r)/P_X(x, r)P_Y(y, r))$  converges as  $P_{XY}(x, y, r) \rightarrow 0$ , uniformly on  $\Omega_3 \setminus E$ . So for every  $(x, y) \in \Omega_3 \setminus E$ , there exists an  $r_N$  such that  $P_{XY}(x, y, r_N) = 4k \log N/N$  and  $|\log(P_{XY}(x, y, r)/P_X(x, r)P_Y(y, r)) - \log f(x, y)| < \delta_N$  for every  $r \leq r_N$ . Here  $r_N$  may depend on  $(x, y)$ , but  $\delta_N$  does not depend on  $(x, y)$  and  $\lim_{N \rightarrow \infty} \delta_N = 0$ . Therefore, (21) is upper bounded by:

$$\begin{aligned} & \left| \int_{r=0}^{\infty} \left( \log \frac{P_{XY}(x, y, r)}{P_X(x, r)P_Y(y, r)} - \log f(x, y) \right) dF_{\rho_{k,1}}(r) \right| \\ & \leq \int_{r=0}^{r_N} \left| \log \frac{P_{XY}(x, y, r)}{P_X(x, r)P_Y(y, r)} - \log f(x, y) \right| dF_{\rho_{k,1}}(r) \\ & \quad + \int_{r=r_N}^{\infty} \left| \log \frac{P_{XY}(x, y, r)}{P_X(x, r)P_Y(y, r)} - \log f(x, y) \right| dF_{\rho_{k,1}}(r) \\ & \leq \delta_N \mathbb{P}(\rho_{k,1} \leq r_N | (X, Y) = (x, y)) \\ & \quad + \left( \sup_{r \geq r_N} \left| \log \frac{P_{XY}(x, y, r)}{P_X(x, r)P_Y(y, r)} - \log f(x, y) \right| \right) \mathbb{P}(\rho_{k,1} > r_N | (X, Y) = (x, y)). \end{aligned} \quad (26)$$

Firstly, the probability  $\mathbb{P}(\rho_{k,1} \leq r_N | (X, Y) = (x, y))$  is smaller than 1. Secondly, since  $P_X(x, y, r) \geq 4k \log N / N > 1/N$  for  $r \geq r_N$ , so we have  $|\log P_{XY}(x, y, r)| \leq \log N$ . The same bounds apply for  $|\log P_X(x, r)|$  and  $|\log P_Y(y, r)|$  as well. By triangle inequality, the supremum is upper bounded by  $3 \log N + |\log f(x, y)|$ . Finally, the probability  $\mathbb{P}(\rho_{k,1} > r_N | (X, Y) = (x, y))$  is upper bounded by

$$\begin{aligned}
& \mathbb{P}(\rho_{k,1} > r_N | (X, Y) = (x, y)) \\
&= \sum_{m=0}^{k-1} \binom{N-1}{m} P_{XY}(x, y, r_N)^m (1 - P_{XY}(x, y, r_N))^{N-1-m} \\
&\leq \sum_{m=0}^{k-1} N^m (1 - P_{XY}(x, y, r_N))^{N-k} \\
&= k N^k \left(1 - \frac{4k \log N}{N}\right)^{N/2} \\
&\leq k N^k e^{-2k \log N} = \frac{k}{N^k}.
\end{aligned} \tag{27}$$

for sufficiently large  $N$  such that  $N - k > N/2$ . Therefore, (21) is upper bounded by

$$\begin{aligned}
& \left| \int_{r=0}^{\infty} \left( \log \frac{P_{XY}(x, y, r)}{P_X(x, r) P_Y(y, r)} - \log f(x, y) \right) dF_{\rho_{k,1}}(r) \right| \\
&\leq \delta_N + \frac{k(3 \log N + |\log f(x, y)|)}{N^k}.
\end{aligned} \tag{28}$$

For (22), we simply plug in  $F_{\rho_{k,1}}(r)$  and integrate over  $P_{XY}(x, y, r)$  and obtain

$$\begin{aligned}
& \int_{r=0}^{\infty} (\psi(k) - \log N - \log P_{XY}(x, y, r)) dF_{\rho_{k,1}}(r) \\
&= \psi(k) - \log N - \frac{(N-1)!}{(k-1)!(N-k-1)!} \\
&\quad \times \int_{r=0}^{\infty} (\log P_{XY}(x, y, r)) P_{XY}(x, y, r)^{k-1} (1 - P_{XY}(x, y, r))^{N-k-1} dP_{XY}(x, y, r) \\
&= \psi(k) - \log N - \frac{(N-1)!}{(k-1)!(N-k-1)!} \int_{t=0}^1 (\log t) t^{k-1} (1-t)^{N-k-1} dt \\
&= \psi(k) - \log N - (\psi(k) - \psi(N)) = \psi(N) - \log N.
\end{aligned} \tag{29}$$

where we use the fact that  $\psi(k) - \psi(N) = \frac{(N-1)!}{(k-1)!(N-k-1)!} \int_{t=0}^1 (\log t) t^{k-1} (1-t)^{N-k-1} dt$ . Notice that  $\psi(N) < \log N$  and  $\lim_{N \rightarrow 0} (\psi(N) - \log N) = 0$ .

For (23), recall that in Lemma B.2, we have shown that conditioning on  $(X, Y) = (x, y)$  and  $\rho_{k,1} = r > 0$ ,  $n_{x,1} - k$  is distributed as  $\text{Bino}(N - k - 1, (P_X(x, r) - P_{XY}(x, y, r)) / (1 - P_{XY}(x, y, r)))$ . The expectation

$\mathbb{E}[\log(n_{x,1} + 1)|(X, Y) = (x, y), \rho_{k,1} = r]$  is given by Lemma B.3. Therefore, we can rewrite the term (23) as:

$$\begin{aligned}
& \left| \int_{r=0}^{\infty} (\mathbb{E}[\log(n_{x,1} + 1)|(X, Y) = (x, y), \rho_{k,1} = r] - \log N - \log P_X(x, r)) dF_{\rho_{k,1}}(r) \right| \\
& \leq \left| \int_{r=0}^{\infty} \left( \mathbb{E}[\log(n_{x,1} + 1)|(X, Y) = (x, y), \rho_{k,1} = r] \right. \right. \\
& \quad \left. \left. - \log \left( (N - k - 1) \frac{P_X(x, r) - P_{XY}(x, y, r)}{1 - P_{XY}(x, y, r)} + k + 1 \right) \right) dF_{\rho_{k,1}}(r) \right| \\
& \quad + \left| \int_{r=0}^{\infty} \left( \log \frac{(N - k - 1) \frac{P_X(x, r) - P_{XY}(x, y, r)}{1 - P_{XY}(x, y, r)} + k + 1}{NP_X(x, r)} \right) dF_{\rho_{k,1}}(r) \right| \\
& \leq \int_{r=0}^{\infty} \left| \mathbb{E}[\log(n_{x,1} + 1)|(X, Y) = (x, y), \rho_{k,1} = r] \right. \\
& \quad \left. - \log \left( (N - k - 1) \frac{P_X(x, r) - P_{XY}(x, y, r)}{1 - P_{XY}(x, y, r)} + k + 1 \right) \right| dF_{\rho_{k,1}}(r) \tag{30} \\
& \quad + \left| \mathbb{E}_r \left[ \log \left( \frac{N(P_X(x, r) - P_{XY}(x, y, r)) + (k + 1)(1 - P_X(x, r))}{NP_X(x, r)(1 - P_{XY}(x, y, r))} \right) \right] \right|. \tag{31}
\end{aligned}$$

where  $\mathbb{E}_r$  denotes expectation over  $F_{\rho_{i,x,y}}$ . By Lemma B.3, the term (30) is upper bounded by

$$\begin{aligned}
& \int_{r=0}^{\infty} \left| \mathbb{E}[\log(n_{x,1} + 1)|(X, Y) = (x, y), \rho_{k,1} = r] \right. \\
& \quad \left. - \log \left( (N - k - 1) \frac{P_X(x, r) - P_{XY}(x, y, r)}{1 - P_{XY}(x, y, r)} + k + 1 \right) \right| dF_{\rho_{k,1}}(r) \\
& \leq \int_{r=0}^{\infty} \frac{C}{(N - k - 1) \frac{P_X(x, r) - P_{XY}(x, y, r)}{1 - P_{XY}(x, y, r)} + k + 1} dF_{\rho_{k,1}}(r) \\
& \leq \int_{r=0}^{\infty} \frac{C}{k + 1} dF_{\rho_{k,1}}(r) = \frac{C}{k + 1}. \tag{32}
\end{aligned}$$

For (31), by the fact that  $\log(x/y) \leq (x - y)/y$  for all  $x, y > 0$  and Cauchy-Schwarz inequality, we have the following:

$$\begin{aligned}
& \mathbb{E}_r \left[ \log \left( \frac{N(P_X(x, r) - P_{XY}(x, y, r)) + (k + 1)(1 - P_X(x, r))}{NP_X(x, r)(1 - P_{XY}(x, y, r))} \right) \right] \\
& \leq \mathbb{E}_r \left[ \frac{N(P_X(x, r) - P_{XY}(x, y, r)) + (k + 1)(1 - P_X(x, r))}{NP_X(x, r)(1 - P_{XY}(x, y, r))} - 1 \right] \\
& = \mathbb{E}_r \left[ \frac{(k + 1 - NP_{XY}(x, y, r))(1 - P_X(x, r))}{NP_X(x, r)(1 - P_{XY}(x, y, r))} \right] \\
& \leq \sqrt{\mathbb{E}_r \left[ \left( \frac{k + 1 - NP_{XY}(x, y, r)}{NP_{XY}(x, y, r)} \right)^2 \right] \mathbb{E}_r \left[ \left( \frac{P_{XY}(x, y, r)(1 - P_X(x, r))}{P_X(x, r)(1 - P_{XY}(x, y, r))} \right)^2 \right]}. \tag{33}
\end{aligned}$$

Notice that  $P_X(x, r) \geq P_{XY}(x, y, r)$  for all  $r$ , so the second expectation is always no larger than 1. For the

first expectation, we plug in  $F_{\rho_{k,1}}(r)$  and integrate over  $P_{XY}(x, y, r)$ , let  $t = P_{XY}(x, y, r)$  and observe,

$$\begin{aligned}
& \mathbb{E}_r \left[ \left( \frac{k+1 - NP_{XY}(x, y, r)}{NP_{XY}(x, y, r)} \right)^2 \right] \\
&= \int_{r=0}^{\infty} \left( \frac{k+1 - NP_{XY}(x, y, r)}{NP_{XY}(x, y, r)} \right)^2 dF_{\rho_{k,1}}(r) \\
&= \frac{(N-1)!}{(k-1)!(N-k-1)!} \int_{t=0}^1 \frac{(k+1 - Nt)^2}{N^2 t^2} t^{k-1} (1-t)^{N-k-1} dt \\
&= \frac{(N-1)!}{(k-1)!(N-k-1)!} \frac{(k+1)^2}{N^2} \int_{t=0}^1 t^{k-3} (1-t)^{N-k-1} dt \\
&\quad - \frac{(N-1)!}{(k-1)!(N-k-1)!} \frac{2(k+1)}{N^2} \int_{t=0}^1 t^{k-2} (1-t)^{N-k-1} dt \\
&\quad + \frac{(N-1)!}{(k-1)!(N-k-1)!} \int_{t=0}^1 t^{k-3} (1-t)^{N-k-1} dt \\
&= \frac{(N-1)!}{(k-1)!(N-k-1)!} \frac{(k+1)^2}{N^2} \frac{(k-3)!(N-k-1)!}{(N-3)!} \\
&\quad - \frac{(N-1)!}{(k-1)!(N-k-1)!} \frac{2(k+1)}{N^2} \frac{(k-2)!(N-k-1)!}{(N-2)!} + 1 \\
&= \frac{(N-1)(N-2)(k+1)^2}{N^2(k-1)(k-2)} - \frac{2(N-1)(k+1)}{N(k-1)} + 1. \tag{34}
\end{aligned}$$

For sufficiently large  $N$  and  $k$ , it is upper bounded by  $C_1(1/N + 1/k)$  for some constant  $C_1 > 0$ . Therefore,

$$\mathbb{E}_r \left[ \log \left( \frac{N(P_X(x, r) - P_{XY}(x, y, r)) + (k+1)(1 - P_X(x, r))}{NP_X(x, r)(1 - P_{XY}(x, y, r))} \right) \right] \leq \sqrt{C_1 \left( \frac{1}{N} + \frac{1}{k} \right)}. \tag{35}$$

Similarly, by using the fact that  $\log(x/y) > (x-y)/x$  and Cauchy-Schwarz inequality again, we conclude that there are some constant  $C_2 > 0$  such that

$$\mathbb{E}_r \left[ \log \left( \frac{N(P_X(x, r) - P_{XY}(x, y, r)) + (k+1)(1 - P_X(x, r))}{NP_X(x, r)(1 - P_{XY}(x, y, r))} \right) \right] \geq -\sqrt{C_2 \left( \frac{1}{N} + \frac{1}{k} \right)}. \tag{36}$$

Therefore, by combining (32), (35) and (36), we obtain

$$\begin{aligned}
& \left| \int_{r=0}^{\infty} (\mathbb{E}[\log(n_{x,1} + 1) | (X, Y) = (x, y), \rho_{k,1} = r] - \log N - \log P_X(x, r)) dF_{\rho_{k,1}}(r) \right| \\
&\leq \frac{C}{k+1} + \sqrt{C' \left( \frac{1}{N} + \frac{1}{k} \right)}. \tag{37}
\end{aligned}$$

where  $C' = \max\{C_1, C_2\}$ . Since (24) and (23) are symmetric, the same upper bound (37) also applies to (24). Combine (28), (29) and (37), we have

$$\begin{aligned}
& \left| \mathbb{E}[\xi_1 | (X, Y) = (x, y)] - \log f(x, y) \right| \\
&\leq \delta_N + \frac{k(3 \log N + |\log f(x, y)|)}{N^k} + \log N - \psi(N) + \frac{2C}{k+1} + 2\sqrt{C' \left( \frac{1}{N} + \frac{1}{k} \right)} \tag{38}
\end{aligned}$$

for every  $(x, y) \in \Omega_3 \setminus E$ . By integration over  $\Omega_3 \setminus E$ , we have

$$\begin{aligned}
& \int_{\Omega_3 \setminus E} \left| \mathbb{E} [\xi_1 | (X, Y) = (x, y)] - \log f(x, y) \right| dP_{XY} \\
& \leq \int_{\Omega_3 \setminus E} \left( \delta_N + \frac{k(3 \log N + |\log f(x, y)|)}{N^k} + \log N - \psi(N) \right. \\
& \quad \left. + \frac{2C}{k+1} + 2\sqrt{C'(\frac{1}{N} + \frac{1}{k})} \right) dP_{XY} \\
& \leq \delta_N + \frac{k(3 \log N + \int_{\mathcal{X} \times \mathcal{Y}} |\log f(x, y)| dP_{XY})}{N^k} + \log N - \psi(N) \\
& \quad + \frac{2C}{k+1} + 2\sqrt{C'(\frac{1}{N} + \frac{1}{k})}. \tag{39}
\end{aligned}$$

By Assumption 1,  $k$  increases as  $N \rightarrow \infty$ . By Assumption 5,  $\int_{\mathcal{X} \times \mathcal{Y}} |\log f(x, y)| dP_{XY} < +\infty$ . Therefore, this quantity vanishes as  $N \rightarrow \infty$ . Combining with the case that  $(x, y) \in E$ , we have

$$\lim_{N \rightarrow \infty} \int_{\Omega_3} \left| \mathbb{E} [\xi_1 | (X, Y) = (x, y)] - \log f(x, y) \right| dP_{XY} = 0 \tag{40}$$

## B.1 Proof of Lemma B.1

We will need to prove that for any measurable set  $A \subseteq \mathcal{X} \times \mathcal{Y}$ , we have  $\int_A f dP_X P_Y = P_{XY}(A)$ . For any  $\epsilon > 0$ , by Egoroff's Theorem, there exists  $B \subseteq \mathcal{X} \times \mathcal{Y}$  such that  $P_{XY}(B^C) < \epsilon$ ,  $P_X P_Y(B^C) < \epsilon$  and  $P_{XY}(x, y, r)/P_X(x, r)P_Y(y, r)$  converges to  $f(x, y)$  uniformly on  $B$ . Now we have:

$$\begin{aligned}
& |P_{XY}(A) - \int_A f dP_X P_Y| \\
& = |P_{XY}(A \cap B) + P_{XY}(A \cap B^C) - \int_{A \cap B} f dP_X P_Y - \int_{A \cap B^C} f dP_X P_Y| \\
& \leq |P_{XY}(A \cap B) - \int_{A \cap B} f dP_X P_Y| + P_{XY}(A \cap B^C) + \int_{A \cap B^C} f dP_X P_Y \\
& \leq |P_{XY}(A \cap B) - \int_{A \cap B} f dP_X P_Y| + P_{XY}(B^C) + C P_X P_Y(B^C) \\
& \leq |P_{XY}(A \cap B) - \int_{A \cap B} f dP_X P_Y| + \epsilon(1 + C), \tag{41}
\end{aligned}$$

where  $C$  is the upper bound for  $f(x, y)$  in Assumption 3. Now we need to deal with the first term of (41). By Assumption 4,  $\mathcal{X} \times \mathcal{Y}$  can be decomposed into countable disjoint sets  $\{E_i\}_{i=1}^\infty$  such that  $f(x, y)$  is uniformly continuous on each  $E_i$ , so by define  $A_i = A \cap B \cap E_i$ , we have

$$|P_{XY}(A \cap B) - \int_{A \cap B} f dP_X P_Y| \leq \sum_{i=1}^\infty |P_{XY}(A_i) - \int_{A_i} f dP_X P_Y|. \tag{42}$$

Since  $f(x, y)$  is uniformly continuous on  $E_i$ , so there exists  $\delta_1 > 0$  such that for every  $(x_1, y_1) \in A_i \subseteq E_i$  and  $(x_2, y_2) \in A_i \subseteq E_i$  such that  $\|x_1 - x_2\| < \delta_1$  and  $\|y_1 - y_2\| < \delta_1$ , we have  $|f(x_1, y_1) - f(x_2, y_2)| < \epsilon$ . Additionally, since  $P_{XY}(x, y, r)/P_X(x, r)P_Y(y, r)$  converges to  $f(x, y)$  uniformly on  $B$ , there exists  $\delta_2 > 0$  such that for every  $(x, y) \in A_i \subseteq B$  and  $r < \delta_2$ , we have  $|P_{XY}(x, y, r)/P_X(x, r)P_Y(y, r) - f(x, y)| < \epsilon$ . Take  $\delta = \min\{\delta_1, \delta_2\}$ . Since  $A_i$  is a subset of Euclidean space, we can decompose  $A_i$  as  $A_i = \cup_{j=1}^\infty A_{ij}$ , where  $A_{ij}$  is a square set centered at  $(x_{ij}, y_{ij})$  with radius  $r_{ij} < \delta$ . Then consider the following simple function  $\phi(x, y)$ ,

$$\phi(x, y) \equiv \begin{cases} \frac{P_{XY}(A_{ij})}{P_X(A_i)P_Y(A_i)} = \frac{P_{XY}(x_{ij}, y_{ij}, r_{ij})}{P_X(x_{ij}, r_{ij})P_Y(y_{ij}, r_{ij})}, & \text{if } (x, y) \in A_{ij} \\ 0, & \text{otherwise} \end{cases}. \tag{43}$$



Then we have

$$\int_{A_i} \phi(x, y) dP_X P_Y = \sum_{j=1}^{\infty} \int_{A_{ij}} \frac{P_{XY}(A_{ij})}{P_X(A_i)P_Y(A_i)} dP_X P_Y = \sum_{j=1}^{\infty} P_{XY}(A_{ij}) = P_{XY}(A_i), \quad (44)$$

and

$$\begin{aligned} |\phi(x, y) - f(x, y)| &\leq \left| \frac{P_{XY}(x_{ij}, y_{ij}, r_{ij})}{P_X(x_{ij}, r_{ij})P_Y(y_{ij}, r_{ij})} - f(x_{ij}, y_{ij}) \right| + |f(x_{ij}, y_{ij}) - f(x, y)| \\ &\leq \epsilon + \epsilon = 2\epsilon \end{aligned} \quad (45)$$

for every  $(x, y) \in A_{ij}$ . Therefore, we have

$$\begin{aligned} |P_{XY}(A_i) - \int_{A_i} f dP_X P_Y| &= \left| \int_{A_i} \phi dP_X P_Y - \int_{A_i} f dP_X P_Y \right| \\ &\leq \int_{A_i} |\phi - f| dP_X P_Y \leq 2\epsilon P_X P_Y(A_i). \end{aligned} \quad (46)$$

Plug this to (42), we have:

$$|P_{XY}(A \cap B) - \int_{A \cap B} f dP_X P_Y| \leq \sum_{i=1}^{\infty} 2\epsilon P_X P_Y(A_i) = 2\epsilon P_X P_Y\left(\bigcup_{i=1}^{\infty} A_i\right) \leq 2\epsilon. \quad (47)$$

Plug this to (41), we have  $|P_{XY}(A) - \int_A f dP_X P_Y| < (3+C)\epsilon$ . Notice that this statement holds for any  $\epsilon > 0$ . By choosing  $\epsilon \downarrow 0$ , we conclude that  $P_{XY}(A) = \int_A f dP_X P_Y$ . Hence,  $f$  is the Radon-Nikolym derivative.

## B.2 Proof of Lemma B.2

Given that  $(X_1, Y_1) = (x, y)$  and  $\rho_{k,1} = r$ , we sort the samples  $\{(X_i, Y_i)\}_{i=2}^N$  by their distance to  $(x, y)$  defined as  $d_i = \max\{\|X_i - x\|, \|Y_i - y\|\}$ . To avoid the case that two samples have identical distance, we introduce a set of random variables  $\{Z_i\}_{i=2}^N$  i.i.d. samples from  $\text{Unif}[0, 1]$  and define a comparison operator  $\prec$  as:

$$i \prec j \iff d_i < d_j \quad \text{or} \quad \{d_i = d_j \quad \text{and} \quad Z_i < Z_j\}. \quad (48)$$

Since for any  $i \neq j$ , the probability that  $Z_i = Z_j$  is zero, so we can have either  $i \prec j$  or  $i \succ j$  with probability 1. Now let  $\{2, 3, \dots, N\} = S \cup \{j\} \cup T$  be a partition of the indices with  $|S| = k-1$  and  $|T| = N-k-1$ . Define an event  $\mathcal{A}_{S,j,T}$  associated to the partition as:

$$\mathcal{A}_{S,j,T} = \{s \prec j, \forall s \in S, \text{ and } t \succ j, \forall t \in T\}. \quad (49)$$

Since  $(X_j, Y_j) = (x, y)$  are i.i.d. random variables each of the events  $\mathcal{A}_{S,j,T}$  has identical probability. The number of all partitions is  $\frac{(N-1)!}{(N-k-1)!(k-1)!}$  and thus  $\mathbb{P}(\mathcal{A}_{S,j,T}) = \frac{(N-k-1)!(k-1)!}{(N-1)!}$ . So the cdf of  $\tilde{k}_1$  is given by:

$$\begin{aligned} &\mathbb{P}(\tilde{k}_1 \leq k+m | \rho_{k,1} = r, (X_1, Y_1) = (x, y)) \\ &= \sum_{S,j,T} \mathbb{P}(\mathcal{A}_{S,j,T} | \rho_{k,1} = r, (X_1, Y_1) = (x, y)) \mathbb{P}(\tilde{k}_1 \leq k+m | \mathcal{A}_{S,j,T}, \rho_{k,1} = r, (X_1, Y_1) = (x, y)) \\ &= \frac{(N-k-1)!(k-1)!}{(N-1)!} \sum_{S,j,T} \mathbb{P}(\tilde{k}_1 \leq k+m | \mathcal{A}_{S,j,T}, \rho_{k,1} = r, (X_1, Y_1) = (x, y)) \end{aligned} \quad (50)$$

Now condition on event  $\mathcal{A}_{S,j,T}$  and  $\rho_{k,1} = r$ , namely  $(X_j, Y_j)$  is the  $k$ -nearest neighbor with distance  $r$ ,  $S$  is the set of samples with distance smaller than (or equal to)  $r$  and  $T$  is the set of samples with distance greater than (or equal to)  $r$ . Recall that  $\tilde{k}_1$  is the number of samples with  $d_j \leq r$ . For any index  $s \in S \cup \{j\}$ ,

$d_j \leq r$  are satisfied. Therefore,  $\tilde{k}_1 \leq k + m$  means that there are no more than  $m$  samples in  $T$  with distance smaller than  $r$ . Let  $U_l = \mathbb{I}\{d_l \leq r \mid d_l \geq r\}$ . Therefore,

$$\begin{aligned} & \mathbb{P}\left(\tilde{k}_1 \leq k + m \mid \mathcal{A}_{S,j,T}, \rho_{k,1} = r, (X_1, Y_1) = (x, y)\right) \\ &= \mathbb{P}\left(\sum_{l \in T} \mathbb{I}\{d_l \leq r\} \leq m \mid d_s \leq r, \forall s \in S, d_j = r, d_t \geq r, \forall t \in T\right) \\ &= \mathbb{P}\left(\sum_{l \in T} \mathbb{I}\{d_l \leq r\} \leq m \mid d_l \geq r, \forall l \in T\right) = \mathbb{P}\left(\sum_{l \in T} U_l \leq m\right), \end{aligned} \quad (51)$$

where  $U_l$  follows bernoulli distribution with  $\mathbb{P}\{U_l = 1\} = \Pr\{d_l \leq r \mid d_l \geq r\}$ . We can drop the conditioning of  $(X_s, Y_s)$ 's for  $s \notin T$  since  $(X_s, Y_s)$  and  $(X_t, Y_t)$  are independent. Therefore, given that  $d_l \geq r$  for all  $l \in T$ , the variables  $\mathbb{I}\{d_l \leq r\}$  are i.i.d. and have the same distribution as  $U_l$ . We conclude:

$$\begin{aligned} & \mathbb{P}\left(\tilde{k}_1 \leq k + m \mid \rho_{k,1} = r, (X_1, Y_1) = (x, y)\right) \\ &= \frac{(N - k - 1)!(k - 1)!}{(N - 1)!} \sum_{S,j,T} \mathbb{P}\left(\tilde{k}_1 \leq k + m \mid \mathcal{A}_{S,j,T}, \rho_{i,xy} = r, (X_1, Y_1) = (x, y)\right) \\ &= \frac{(N - k - 1)!(k - 1)!}{(N - 1)!} \sum_{S,j,T} \mathbb{P}\left(\sum_{l \in T} U_l \leq m\right) = \mathbb{P}\left(\sum_{l \in T} U_l \leq m\right). \end{aligned} \quad (52)$$

Thus we have shown that  $\tilde{k}_i - k$  has the same distribution as  $\sum_{l \in T} U_l$ , which is a Binomial random variable with parameter  $|T| = N - k - 1$  and  $\mathbb{P}\{d_l \leq r \mid d_l \geq r\} = \mathbb{P}\{d_l = 0\} = P_{XY}(x, y, 0)$ . For  $n_{x,1}$  and  $n_{y,1}$ , we can follow the same proof and conclude that  $n_{x,i} - k$  and  $n_{y,i} - k$  are also Binomial random variables with  $|T| = N - k - 1$ . But the probabilities are different.

- If  $r = 0$ , then for  $n_{x,i}$ , the probability is  $\mathbb{P}\{\|X_l - x\| \leq 0 \mid d_l \geq 0\} = \mathbb{P}\{\|X_l - x\| = 0\} = P_X(x, 0)$  and the probability for  $n_{y,i}$  is  $P_Y(y, 0)$ .
- If  $r > 0$ , then for  $n_{x,i}$ , the probability is  $\mathbb{P}\{\|X_l - x\| \leq r \mid d_l \geq r\} = \frac{P_X(x, r) - P_{XY}(x, y, r)}{1 - P_{XY}(x, y, r)}$ . Similarly, the probability for  $n_{y,i}$  is  $\frac{P_Y(y, r) - P_{XY}(x, y, r)}{1 - P_{XY}(x, y, r)}$ .

### B.3 Proof of Lemma B.3

By Jensen's inequality, we know that  $\mathbb{E}[\log X] \leq \log \mathbb{E}[X] = \log(Np + k)$ . So it suffices to give an upper bound for  $\log(Np + k) - \mathbb{E}[\log X]$ . We consider two different cases.

(i)  $Np \geq k$ . In this case, for any  $x$ , by applying Taylor's theorem around  $x_0 = Np + k$ , there exists  $\zeta$  between  $x$  and  $x_0$  such that

$$\log(x) = \log(Np + k) + \frac{x - Np - k}{Np + k} - \frac{(x - Np - k)^2}{2\zeta^2} \quad (53)$$

By noticing that  $\zeta \geq \min\{x, x_0\} = \min\{x, Np + k\}$ , we have

$$\begin{aligned} & -\log(x) + \log(Np + k) + \frac{x - Np - k}{Np + k} = \frac{(x - Np - k)^2}{2\zeta^2} \\ & \leq \max\left\{\frac{(x - Np - k)^2}{2x^2}, \frac{(x - Np - k)^2}{2(Np + k)^2}\right\} \leq \frac{(x - Np - k)^2}{2x^2} + \frac{(x - Np - k)^2}{2(Np + k)^2}. \end{aligned} \quad (54)$$

Now let  $X - k$  be a Bino( $N, p$ ) random variable. By taking expectation on both sides, we have:

$$\begin{aligned} & -\mathbb{E}[\log X] + \log(Np + k) + \frac{\mathbb{E}[X] - Np - k}{Np + k} \\ & \leq \mathbb{E}\left[\frac{(X - Np - k)^2}{2X^2}\right] + \frac{\mathbb{E}[(X - Np - k)^2]}{2(Np + k)^2}. \end{aligned} \quad (55)$$

Since  $\mathbb{E}[X] = Np + k$ ,  $\mathbb{E}[(X - Np - k)^2] = \text{Var}[X] = Np(1 - p)$ , and

$$\begin{aligned}
\mathbb{E}\left[\frac{(X - Np - k)^2}{2X^2}\right] &= \sum_{j=0}^N \frac{(j - Np)^2}{2(j + k)^2} \binom{N}{j} p^j (1 - p)^{N-j} \\
&\leq \sum_{j=0}^N \frac{(j - Np)^2}{2(j + 2)(j + 1)} \binom{N}{j} p^j (1 - p)^{N-j} \\
&= \sum_{j=0}^N \frac{(j - Np)^2}{2(N + 2)(N + 1)p^2} \binom{N + 2}{j + 2} p^{j+2} (1 - p)^{N-j} \\
&\leq \frac{1}{2(N + 2)(N + 1)p^2} \mathbb{E}_{Y \sim \text{Bino}(N+2, p)} [(Y - Np)^2] \\
&= \frac{(N + 2)p(1 - p) + 4p^2}{2(N + 2)(N + 1)p} \leq \frac{(N + 2)p}{2(N + 2)(N + 1)p} \leq \frac{1}{2Np}
\end{aligned} \tag{56}$$

for  $k \geq 2$  and  $N \geq 4$ . Plug these in (55), we have

$$\begin{aligned}
-\mathbb{E}[\log X] + \log(Np + k) &\leq \frac{1}{2Np} + \frac{Np(1 - p)}{2(Np + k)^2} \\
&\leq \frac{1}{Np + k} + \frac{1}{2(Np + k)} = \frac{3}{2(Np + k)}.
\end{aligned} \tag{57}$$

where  $1/(2Np) \leq 1/(Np + k)$  comes from the fact that  $Np \geq k$ .

(ii)  $Np < k$ . In this case, for any  $x$ , by applying Taylor's theorem around  $x_0 = Np + k$ , there exists  $\zeta$  between  $x$  and  $x_0$  such that

$$\log(x) = \log(Np + k) + \frac{x - Np - k}{Np + k} - \frac{(x - Np - k)^2}{2\zeta^2} \tag{58}$$

By noticing that  $\zeta \geq \min\{x, x_0\} \geq k \geq (Np + k)/2$ , we have:

$$-\log(x) + \log(Np + k) + \frac{x - Np - k}{Np + k} \leq \frac{2(x - Np - k)^2}{(Np + k)^2}. \tag{59}$$

Similarly, by taking expectation on both sides, we have

$$-\mathbb{E}[\log X] + \log(Np + k) + \frac{\mathbb{E}[X] - Np - k}{Np + k} \leq \frac{\mathbb{E}[2(X - Np - k)^2]}{(Np + k)^2}. \tag{60}$$

By plugging in  $\mathbb{E}[X] = Np + k$  and  $\mathbb{E}[(X - Np - k)^2] = \text{Var}[X] = Np(1 - p)$ , we obtain

$$-\mathbb{E}[\log X] + \log(Np + k) \leq \frac{2Np(1 - p)}{(Np + k)^2} \leq \frac{2(Np + k)}{(Np + k)^2} = \frac{2}{Np + k}. \tag{61}$$

Combining the two cases, we obtain the desired statement.

## C Proof of Theorem 2

We use the Efron-Stein inequality to bound the variance of the estimator. For simplicity, let  $\hat{I}^{(N)}(Z)$  be the estimate based on original samples  $\{Z_1, Z_2, \dots, Z_N\}$ , where  $Z_i = (X_i, Y_i)$ . For the usage of Efron-Stein inequality, we consider another set of i.i.d. samples  $\{Z'_1, Z'_2, \dots, Z'_n\}$  drawn from  $P_{XY}$ . Let  $\hat{I}^{(N)}(Z^{(j)})$  be the estimate based on  $\{Z_1, \dots, Z_{j-1}, Z'_j, Z_{j+1}, \dots, Z_N\}$ . Then Efron-Stein inequality states that

$$\text{Var}[\hat{I}^{(N)}(Z)] \leq \frac{1}{2} \sum_{j=1}^N \mathbb{E}\left[\left(\hat{I}^{(N)}(Z) - \hat{I}^{(N)}(Z^{(j)})\right)^2\right]. \tag{62}$$

Now we will give an upper bound for the difference  $|\hat{I}^{(N)}(Z) - \hat{I}^{(N)}(Z^{(j)})|$  for given index  $j$ . First of all, let  $\hat{I}^{(N)}(Z_{\setminus j})$  be the estimate based on  $\{Z_1, \dots, Z_{j-1}, Z_{j+1}, \dots, Z_N\}$ , then by triangle inequality, we have:

$$\begin{aligned}
& \sup_{Z_1, \dots, Z_N, Z'_j} \left| \hat{I}^{(N)}(Z) - \hat{I}^{(N)}(Z^{(j)}) \right| \\
& \leq \sup_{Z_1, \dots, Z_N, Z'_j} \left( \left| \hat{I}^{(N)}(Z) - \hat{I}^{(N)}(Z_{\setminus j}) \right| + \left| \hat{I}^{(N)}(Z_{\setminus j}) - \hat{I}^{(N)}(Z^{(j)}) \right| \right) \\
& \leq \sup_{Z_1, \dots, Z_N} \left| \hat{I}^{(N)}(Z) - \hat{I}^{(N)}(Z_{\setminus j}) \right| + \sup_{Z_1, \dots, Z_{j-1}, Z'_j, Z_{j+1}, \dots, Z_N} \left| \hat{I}^{(N)}(Z_{\setminus j}) - \hat{I}^{(N)}(Z^{(j)}) \right| \\
& = 2 \sup_{Z_1, \dots, Z_N} \left| \hat{I}^{(N)}(Z) - \hat{I}^{(N)}(Z_{\setminus j}) \right| \tag{63}
\end{aligned}$$

where the last equality comes from the fact that  $\{Z_1, \dots, Z_{j-1}, Z'_j, Z_{j+1}, \dots, Z_N\}$  has the same joint distribution as  $\{Z_1, \dots, Z_N\}$ . Now recall that

$$\hat{I}^{(N)}(Z) = \frac{1}{N} \sum_{i=1}^N \xi_i(Z) = \frac{1}{N} \sum_{i=1}^N \left( \psi(\tilde{k}_i) + \log N - \log(n_{x,i} + 1) - \log(n_{y,i} + 1) \right), \tag{64}$$

Therefore, we have

$$\sup_{Z_1, \dots, Z_N, Z'_j} \left| \hat{I}^{(N)}(Z) - \hat{I}^{(N)}(Z^{(j)}) \right| \leq \frac{2}{N} \sup_{Z_1, \dots, Z_N} \sum_{i=1}^N \left| \xi_i(Z) - \xi_i(Z_{\setminus j}) \right|. \tag{65}$$

Now we need to upper-bound the difference  $|\xi_i(Z) - \xi_i(Z_{\setminus j})|$  created by eliminating sample  $Z_j$  for different  $i$ 's. There are three cases of  $i$ 's as follows,

- **Case I.**  $i = j$ . Since the upper bounds  $|\xi_i(Z)| \leq 2 \log N$  and  $|\xi_i(Z_{\setminus j})| \leq 2 \log(N-1)$  always holds, so  $|\xi_i(Z) - \xi_i(Z_{\setminus j})| \leq 4 \log N$ . The number of  $i$ 's in this case is only 1. So  $\sum_{\text{Case I}} |\xi_i(Z) - \xi_i(Z_{\setminus j})| \leq 4 \log N$ .
- **Case II.**  $\rho_{i,xy} = 0$ . In this case, recall that  $\tilde{k}_i = |\{i' \neq i : Z_i = Z_{i'}\}|$ ,  $n_{x,i} = |\{i' \neq i : X_i = X_{i'}\}|$  and  $n_{y,i} = |\{i' \neq i : Y_i = Y_{i'}\}|$ . There are 4 sub-cases in this case.

– **Case II.1.**  $Z_i = Z_j$ . By eliminating  $Z_j$ ,  $\tilde{k}_i$ ,  $n_{x,i}$ ,  $n_{y,i}$  will all decrease by 1. Therefore,

$$\begin{aligned}
& |\xi_i(Z) - \xi_i(Z_{\setminus j})| \\
& = \left| \left( \psi(\tilde{k}_i) + \log N - \log(n_{x,i} + 1) - \log(n_{y,i} + 1) \right) \right. \\
& \quad \left. - \left( \psi(\tilde{k}_i - 1) + \log(N-1) - \log(n_{x,i}) - \log(n_{y,i}) \right) \right| \\
& \leq |\psi(\tilde{k}_i) - \psi(\tilde{k}_i - 1)| + |\log N - \log(N-1)| \\
& \quad + |\log(n_{x,i} + 1) - \log(n_{x,i})| + |\log(n_{y,i} + 1) - \log(n_{y,i})| \\
& \leq \frac{1}{\tilde{k}_i - 1} + \frac{1}{N-1} + \frac{1}{n_{x,i}} + \frac{1}{n_{y,i}} \leq \frac{4}{\tilde{k}_i - 1} = \frac{4}{\tilde{k}_j - 1}. \tag{66}
\end{aligned}$$

The number of  $i$ 's in this case is the number if  $i$ 's such that  $Z_i = Z_j$ , which is just  $\tilde{k}_j$ . Therefore,  $\sum_{\text{Case II.1}} |\xi_i(Z) - \xi_i(Z_{\setminus j})| \leq 4\tilde{k}_j/(\tilde{k}_j - 1) \leq 8$ , for  $\tilde{k}_j \geq 2$ .

– **Case II.2.**  $X_i = X_j$  but  $Y_i \neq Y_j$ . By eliminating  $Z_j$ ,  $\tilde{k}_i$  and  $n_{y,i}$  won't change but  $n_{x,i}$  will decrease by 1. Therefore,

$$\begin{aligned}
|\xi_i(Z) - \xi_i(Z_{\setminus j})| & \leq |\log N - \log(N-1)| + |\log(n_{x,i} + 1) - \log(n_{x,i})| \\
& \leq \frac{1}{N-1} + \frac{1}{n_{x,i}} \leq \frac{2}{n_{x,i}} = \frac{2}{n_{x,j}} \tag{67}
\end{aligned}$$

The number of  $i$ 's in this case is the number if  $i$ 's such that  $X_i = X_j$  but  $Y_i \neq Y_j$ , which is less than  $n_{x,j}$ . Therefore,  $\sum_{\text{Case II.2}} |\xi_i(Z) - \xi_i(Z_{\setminus j})| \leq 2n_{x,j}/n_{x,j} \leq 2$ .

- **Case II.3.**  $Y_i = Y_j$  but  $X_i \neq X_j$ . By eliminating  $Z_j$ ,  $\tilde{k}_i$  and  $n_{x,i}$  won't change but  $n_{y,i}$  will decrease by 1. Similarly as Case II.2, we have  $\sum_{\text{Case II.3}} |\xi_i(Z) - \xi_i(Z_{\setminus j})| \leq 2$ .
- **Case II.4.**  $X_i \neq X_j$  and  $Y_i \neq Y_j$ . In this case, none of  $\tilde{k}_i$ ,  $n_{x,i}$ , or  $n_{y,i}$  will change. So  $|\xi_i(Z) - \xi_i(Z_{\setminus j})| = \log N - \log(N-1) \leq 1/(N-1)$ . The number of  $i$ 's in this case is simply less than  $N-1$ . Therefore,  $\sum_{\text{Case II.4}} |\xi_i(Z) - \xi_i(Z_{\setminus j})| \leq 1$ .

Combining the four sub-cases, we conclude that  $\sum_{\text{Case II}} |\xi_i(Z) - \xi_i(Z_{\setminus j})| \leq 13$ .

- **Case III.**  $\rho_{i,xy} > 0$ . In this case, recall that  $\tilde{k}_i$  always equals to  $k$ ,  $n_{x,i} = \left| \{i' \neq i : \|X_i - X_{i'}\| \leq \rho_{i,xy}\} \right|$  and  $n_{y,i} = \left| \{i' \neq i : \|Y_i - Y_{i'}\| \leq \rho_{i,xy}\} \right|$ . Similar to Case II, there are 4 sub-cases.

- **Case III.1.**  $Z_j$  is in the  $k$ -nearest neighbors of  $Z_i$ . In this case, we don't know how  $n_{x,i}$  and  $n_{y,i}$  will change by eliminating  $Z_j$ , so we just use the loosest bound  $|\xi_i(Z) - \xi_i(Z_{\setminus j})| \leq 4 \log N$ . However, the number of  $i$ 's in this case is upper bounded by the following lemma.

**Lemma C.1.** *Let  $Z, Z_1, Z_2, \dots, Z_N$  be vectors of  $\mathbb{R}^d$  and  $\mathcal{Z}_i$  be the set  $\{Z_1, \dots, Z_{i-1}, Z, Z_{i+1}, \dots, Z_N\}$ . Then*

$$\sum_{i=1}^N \mathbb{I}\{Z \text{ is in the } k\text{-nearest neighbors of } Z_i \text{ in } \mathcal{Z}_i\} \leq k\gamma_d, \quad (68)$$

(distance ties are broken by comparing indices). Here  $\gamma_d$  is the minimum number of cones with angle smaller than  $\pi/6$  needed to cover  $\mathbb{R}^d$ . Moreover, if we allow  $k$  to be different for difference  $i$ , we have

$$\sum_{i=1}^N \frac{1}{k_i} \mathbb{I}\{Z \text{ is in the } k_i\text{-nearest neighbors of } Z_i \text{ in } \mathcal{Z}_i\} \leq \gamma_d(\log N + 1). \quad (69)$$

By the first inequality in Lemma C.1, the number of  $i$ 's in this case is upper bounded by  $k\gamma_d$ . Therefore,  $\sum_{\text{Case III.1}} |\xi_i(Z) - \xi_i(Z_{\setminus j})| \leq 4k\gamma_{d_x+d_y} \log N$ .

- **Case III.2.**  $Z_j$  is not in the  $k$ -nearest neighbors of  $Z_i$ , but  $\|X_j - X_i\| \leq \rho_{i,xy}$ , i.e.,  $X_j$  is in the  $n_{x,i}$ -nearest neighbors of  $X_i$ . In this case,  $n_{x,i}$  will decrease by 1 and  $n_{y,i}$  remains the same. So

$$\begin{aligned} |\xi_i(Z) - \xi_i(Z_{\setminus j})| &\leq |\log N - \log(N-1)| + |\log(n_{x,i} + 1) - \log(n_{x,i})| \\ &\leq \frac{1}{N-1} + \frac{1}{n_{x,i}} \leq \frac{2}{n_{x,i}} \end{aligned} \quad (70)$$

We don't have an upper bound for the number of  $i$ 's in this case, but from the second inequality in Lemma C.1, we have the following upper bound, where  $\mathcal{X}_{i,j} = \{X_1, \dots, X_{i-1}, X_j, X_{i+1}, \dots, X_N\}$ :

$$\begin{aligned} &\sum_{\text{Case III.2}} |\xi_i(Z) - \xi_i(Z_{\setminus j})| \\ &\leq \sum_{i=1}^N \frac{2}{n_{x,i}} \mathbb{I}\{X_j \text{ is in the } n_{x,i}\text{-nearest neighbors of } X_i \text{ in } \mathcal{X}_{i,j}\} \\ &\leq 2\gamma_{d_x}(\log N + 1) \leq 2\gamma_{d_x+d_y}(\log N + 1). \end{aligned} \quad (71)$$

- **Case III.3.**  $Z_j$  is not in the  $k$ -nearest neighbors of  $Z_i$ , but  $\|Y_j - Y_i\| \leq \rho_{i,xy}$ , i.e.,  $Y_j$  is in the  $n_{y,i}$ -nearest neighbors of  $Y_i$ . In this case,  $n_{y,i}$  will decrease by 1 and  $n_{x,i}$  remains the same. Follow the same analysis in Case III.2, we have  $\sum_{\text{Case III.2}} |\xi_i(Z) - \xi_i(Z_{\setminus j})| \leq 2\gamma_{d_x+d_y}(\log N + 1)$  as well.
- **Case III.4.**  $Z_j$  is not in the  $k$ -nearest neighbors of  $Z_i$ , and  $\|X_j - X_i\| > \rho_{i,xy}$ ,  $\|Y_j - Y_i\| > \rho_{i,xy}$ . In this case, neither  $n_{x,i}$  nor  $n_{y,i}$  will change. Similar to Case II.4,  $\sum_{\text{Case III.4}} |\xi_i(Z) - \xi_i(Z_{\setminus j})| \leq 1$ .

Combining the four sub-cases, we conclude that  $\sum_{\text{Case III}} |\xi_i(Z) - \xi_i(Z_{\setminus j})| \leq (4k+4)\gamma_{d_x+d_y} \log N + 4\gamma_{d_x+d_y} + 1$ .

Combining the three cases, we have:

$$\begin{aligned} \sum_{i=1}^N \left| \xi_i(Z) - \xi_i(Z_{\setminus j}) \right| &\leq 4 \log N + 13 + (4k + 4)\gamma_{d_x+d_y} \log N + 4\gamma_{d_x+d_y} + 1 \\ &\leq 30\gamma_{d_x+d_y} k \log N \end{aligned} \quad (72)$$

for  $k \geq 1$ ,  $\log N \geq 1$  and all  $\{Z_1, \dots, Z_N\}$ . Plug it into (65), we obtain,

$$\sup_{Z_1, \dots, Z_N, Z'_j} \left| \hat{I}^{(N)}(Z) - \hat{I}^{(N)}(Z^{(j)}) \right| \leq \frac{60\gamma_{d_x+d_y} k \log N}{N}. \quad (73)$$

Plug it into Efron-Stein inequality (62), we obtain:

$$\begin{aligned} \text{Var} \left[ \hat{I}^{(N)}(Z) \right] &\leq \frac{1}{2} \sum_{j=1}^N \mathbb{E} \left[ \left( \hat{I}^{(N)}(Z) - \hat{I}^{(N)}(Z^{(j)}) \right)^2 \right] \\ &\leq \frac{1}{2} \sum_{j=1}^N \sup_{Z_1, \dots, Z_N, Z'_j} \left( \hat{I}^{(N)}(Z) - \hat{I}^{(N)}(Z^{(j)}) \right)^2 \\ &\leq \frac{1}{2} \sum_{j=1}^N \left( \frac{60\gamma_{d_x+d_y} k \log N}{N} \right)^2 = \frac{1800\gamma_{d_x+d_y}^2 (k \log N)^2}{N}. \end{aligned} \quad (74)$$

Since  $1800\gamma_{d_x+d_y}^2$  is a constant independent of  $N$ , and  $(k_N \log N)^2/N \rightarrow 0$  as  $N \rightarrow \infty$  by Assumption 6, we have  $\lim_{N \rightarrow \infty} \text{Var} \left[ \hat{I}^{(N)}(Z) \right] = 0$ .

## C.1 Proof of Lemma C.1

For the first part of the lemma, we refer to Lemma 20.6 in [5].

The second part of the lemma is a consequence of the first part. We reorder the indices  $i$ 's by  $k_i$  and rewrite the summation as follows,

$$\begin{aligned} &\sum_{i=1}^N \frac{1}{k_i} \mathbb{I}\{Z \text{ is in the } k_i\text{-nearest neighbors of } Z_i \text{ in } \mathcal{Z}_i\} \\ &= \sum_{k=1}^N \frac{1}{k} \sum_{i=1}^N \mathbb{I}\{k_i = k\} \mathbb{I}\{Z \text{ is in the } k\text{-nearest neighbors of } Z_i \text{ in } \mathcal{Z}_i\} \\ &= \sum_{k=1}^N \frac{1}{k} \sum_{i=1}^N \mathbb{I}\{k_i = k \text{ and } Z \text{ is in the } k\text{-nearest neighbors of } Z_i \text{ in } \mathcal{Z}_i\} \end{aligned} \quad (75)$$

Notice that we take the summation over  $k = 1$  to  $N$  since each  $k_i$  can not be more than  $N$ . Denote  $S_k = \sum_{i=1}^N \mathbb{I}\{k_i = k \text{ and } Z \text{ is in the } k\text{-nearest neighbors of } Z_i \text{ in } \{Z_1, \dots, Z_{i-1}, Z, Z_{i+1}, \dots, Z_N\}\}$  for simplicity. Then we need to prove that  $\sum_{k=1}^N (S_k/k) \leq \gamma_d \log N$ . By the first part of this lemma, we obtain,

$$\begin{aligned} \sum_{\ell=1}^k S_\ell &= \sum_{\ell=1}^k \sum_{i=1}^N \mathbb{I}\{k_i = \ell \text{ and } Z \text{ is in the } \ell\text{-nearest neighbors of } Z_i \text{ in } \mathcal{Z}_i\} \\ &= \sum_{i=1}^N \sum_{\ell=1}^k \mathbb{I}\{k_i = \ell \text{ and } Z \text{ is in the } \ell\text{-nearest neighbors of } Z_i \text{ in } \mathcal{Z}_i\} \\ &\leq \sum_{i=1}^N \mathbb{I}\{k_i \leq k \text{ and } Z \text{ is in the } k\text{-nearest neighbors of } Z_i \text{ in } \mathcal{Z}_i\} \\ &\leq k\gamma_d. \end{aligned} \quad (76)$$

Therefore, we obtain

$$\begin{aligned} \sum_{k=1}^N \frac{S_k}{k} &= \sum_{k=1}^{N-1} \frac{1}{k(k+1)} \left( \sum_{\ell=1}^k S_\ell \right) + \frac{1}{N} \sum_{\ell=1}^N S_\ell \\ &\leq \sum_{k=1}^{N-1} \frac{k\gamma_d}{k(k+1)} + \frac{N\gamma_d}{N} = \sum_{k=1}^N \frac{\gamma_d}{k} < \gamma_d(\log N + 1), \end{aligned} \quad (77)$$

which completes the proof.

## References

- [1] Jayadev Acharya, Hirakendu Das, Alon Orlitsky, and Ananda Suresh. Maximum likelihood approach for symmetric distribution property estimation.
- [2] R. Battiti. Using mutual information for selecting features in supervised neural net learning. *Neural Networks, IEEE Transactions on*, 5(4):537–550, 1994.
- [3] Jan Beirlant, Edward J Dudewicz, László Györfi, and Edward C Van der Meulen. Nonparametric entropy estimation: An overview. *International Journal of Mathematical and Statistical Sciences*, 6(1):17–39, 1997.
- [4] Thomas B Berrett, Richard J Samworth, and Ming Yuan. Efficient multivariate entropy estimation via  $k$ -nearest neighbour distances. *arXiv preprint arXiv:1606.00304*, 2016.
- [5] Gérard Biau and Luc Devroye. *Lectures on the nearest neighbor method*. Springer, 2015.
- [6] Christopher M Bishop. Pattern recognition. *Machine Learning*, 128:1–58, 2006.
- [7] C. Chan, A. Al-Bashabsheh, J. B. Ebrahimi, T. Kaced, and T. Liu. Multivariate mutual information inspired by secret-key agreement. *Proceedings of the IEEE*, 103(10):1883–1913, 2015.
- [8] C Chow and Cong Liu. Approximating discrete probability distributions with dependence trees. *IEEE transactions on Information Theory*, 14(3):462–467, 1968.
- [9] T. M. Cover and J. A. Thomas. Information theory and statistics. *Elements of Information Theory*, pages 279–335, 1991.
- [10] Georges A Darbellay and Igor Vajda. Estimation of the information by an adaptive partitioning of the observation space. *IEEE Transactions on Information Theory*, 45(4):1315–1321, 1999.
- [11] Greg Finak, Andrew McDavid, Masanao Yajima, Jingyuan Deng, Vivian Gersuk, Alex K Shalek, Chloe K Slichter, Hannah W Miller, M Juliana McElrath, Martin Prlic, et al. Mast: a flexible statistical framework for assessing transcriptional changes and characterizing heterogeneity in single-cell rna sequencing data. *Genome biology*, 16(1):278, 2015.
- [12] F. Fleuret. Fast binary feature selection with conditional mutual information. *The Journal of Machine Learning Research*, 5:1531–1555, 2004.
- [13] S. Gao, G. Ver Steeg, and A. Galstyan. Efficient estimation of mutual information for strongly dependent variables. *arXiv preprint arXiv:1411.2003*, 2014.
- [14] S. Gao, G Ver Steeg, and A. Galstyan. Estimating mutual information by local gaussian approximation. *arXiv preprint arXiv:1508.00536*, 2015.
- [15] Weihao Gao, Sewoong Oh, and Pramod Viswanath. Breaking the bandwidth barrier: Geometrical adaptive entropy estimation. In *Advances in Neural Information Processing Systems*, pages 2460–2468, 2016.

- [16] Weihao Gao, Sewoong Oh, and Pramod Viswanath. Demystifying fixed k-nearest neighbor information estimators. *arXiv preprint arXiv:1604.03006*, 2016.
- [17] Izrail Moiseevich Gelfand and AM Yaglom. *Calculation of the amount of information about a random function contained in another such function*. American Mathematical Society Providence, 1959.
- [18] Yanjun Han, Jiantao Jiao, and Tsachy Weissman. Adaptive estimation of shannon entropy. In *Information Theory (ISIT), 2015 IEEE International Symposium on*, pages 1372–1376. IEEE, 2015.
- [19] Yanjun Han, Jiantao Jiao, and Tsachy Weissman. Minimax estimation of discrete distributions under ell1 loss. *IEEE Transactions on Information Theory*, 61(11):6343–6354, 2015.
- [20] Jiantao Jiao, Kartik Venkat, Yanjun Han, and Tsachy Weissman. Maximum likelihood estimation of functionals of discrete distributions. *arXiv preprint arXiv:1406.6959*, 2014.
- [21] Jiantao Jiao, Kartik Venkat, Yanjun Han, and Tsachy Weissman. Minimax estimation of functionals of discrete distributions. *IEEE Transactions on Information Theory*, 61(5):2835–2885, 2015.
- [22] Jiantao Jiao, Kartik Venkat, and Tsachy Weissman. Non-asymptotic theory for the plug-in rule in functional estimation. *available on arXiv*, 2014.
- [23] Peter V Kharchenko, Lev Silberstein, and David T Scadden. Bayesian approach to single-cell differential expression analysis. *Nature methods*, 11(7):740–742, 2014.
- [24] LF Kozachenko and Nikolai N Leonenko. Sample estimate of the entropy of a random vector. *Problemy Peredachi Informatsii*, 23(2):9–16, 1987.
- [25] A. Kraskov, H. Stögbauer, and P. Grassberger. Estimating mutual information. *Physical review E*, 69(6):066138, 2004.
- [26] Smita Krishnaswamy, Matthew H Spitzer, Michael Mingueneau, Sean C Bendall, Oren Litvin, Erica Stone, Dana Pe’er, and Garry P Nolan. Conditional density-based analysis of t cell signaling in single-cell data. *Science*, 346(6213):1250689, 2014.
- [27] Daniel Marbach, James C Costello, Robert Küffner, Nicole M Vega, Robert J Prill, Diogo M Camacho, Kyle R Allison, Manolis Kellis, James J Collins, Gustavo Stolovitzky, et al. Wisdom of crowds for robust gene network inference. *Nature methods*, 9(8):796–804, 2012.
- [28] Kevin R Moon, Kumar Sricharan, and Alfred O Hero III. Ensemble estimation of mutual information. *arXiv preprint arXiv:1701.08083*, 2017.
- [29] A. C. Müller, S. Nowozin, and C. H. Lampert. *Information theoretic clustering using minimum spanning trees*. Springer, 2012.
- [30] Liam Paninski. Estimation of entropy and mutual information. *Neural computation*, 15(6):1191–1253, 2003.
- [31] Liam Paninski and Masanao Yajima. Undersmoothed kernel entropy estimators. *IEEE Transactions on Information Theory*, 54(9):4384–4388, 2008.
- [32] H. Peng, F. Long, and C. Ding. Feature selection based on mutual information criteria of max-dependency, max-relevance, and min-redundancy. *Pattern Analysis and Machine Intelligence, IEEE Transactions on*, 27(8):1226–1238, 2005.
- [33] A Perez. Information theory with abstract alphabets. *Theory of Probability and its Applications*, 4(1), 1959.
- [34] Mark S Pinsker. Information and information stability of random variables and processes. 1960.
- [35] Yury Polyanskiy and Yihong Wu. Strong data-processing inequalities for channels and bayesian networks. *arXiv preprint arXiv:1508.06025*, 2015.



- [36] David N Reshef, Yakir A Reshef, Hilary K Finucane, Sharon R Grossman, Gilean McVean, Peter J Turnbaugh, Eric S Lander, Michael Mitzenmacher, and Pardis C Sabeti. Detecting novel associations in large data sets. *science*, 334(6062):1518–1524, 2011.
- [37] Fred Rieke. *Spikes: exploring the neural code*. MIT press, 1999.
- [38] B. C. Ross. Mutual information between discrete and continuous data sets. *PloS one*, 9(2):e87357, 2014.
- [39] Shashank Singh and Barnabás Póczos. Exponential concentration of a density functional estimator. In *Advances in Neural Information Processing Systems*, pages 3032–3040, 2014.
- [40] Shashank Singh and Barnabás Póczos. Finite-sample analysis of fixed-k nearest neighbor density functional estimators. In *Advances in Neural Information Processing Systems*, pages 1217–1225, 2016.
- [41] Shashank Singh and Barnabás Póczos. Nonparanormal information estimation. *arXiv preprint arXiv:1702.07803*, 2017.
- [42] K. Sricharan, D. Wei, and A. O. Hero. Ensemble estimators for multivariate entropy estimation. *Information Theory, IEEE Transactions on*, 59(7):4374–4388, 2013.
- [43] Zoltán Szabó. Information theoretical estimators toolbox. *Journal of Machine Learning Research*, 15:283–287, 2014.
- [44] Gregory Valiant and Paul Valiant. Estimating the unseen: an  $n/\log(n)$ -sample estimator for entropy and support size, shown optimal via new clts. In *Proceedings of the forty-third annual ACM symposium on Theory of computing*, pages 685–694. ACM, 2011.
- [45] G. Ver Steeg and A. Galstyan. Maximally informative hierarchical representations of high-dimensional data. *stat*, 1050:27, 2014.
- [46] Q. Wang, S. R. Kulkarni, and S. Verdú. Divergence estimation of continuous distributions based on data-dependent partitions. *Information Theory, IEEE Transactions on*, 51(9):3064–3074, 2005.
- [47] Q. Wang, S. R. Kulkarni, and S. Verdú. Divergence estimation for multidimensional densities via-nearest-neighbor distances. *Information Theory, IEEE Transactions on*, 55(5):2392–2405, 2009.
- [48] Angela R Wu, Norma F Neff, Tomer Kalisky, Piero Dalerba, Barbara Treutlein, Michael E Rothenberg, Francis M Mburu, Gary L Mantalas, Sopheak Sim, Michael F Clarke, et al. Quantitative assessment of single-cell rna-sequencing methods. *Nature methods*, 11(1):41–46, 2014.
- [49] Yihong Wu and Pengkun Yang. Minimax rates of entropy estimation on large alphabets via best polynomial approximation. *IEEE Transactions on Information Theory*, 62(6):3702–3720, 2016.