

# A linear time algorithm to cover and hit a set of line segments optimally by two axis-parallel squares\*

Sanjib Sadhu<sup>1</sup>   Sasanka Roy<sup>2</sup>   Subhas C. Nandy<sup>2</sup>   Suchismita Roy<sup>1</sup>

<sup>1</sup>Dept. of CSE, National Institute of Technology Durgapur, India

<sup>2</sup>Indian Statistical Institute, Kolkata, India

## Abstract

This paper discusses the problem of covering and hitting a set of line segments  $\mathcal{L}$  in  $\mathbb{R}^2$  by a pair of axis-parallel squares such that the side length of the larger of the two squares is minimized. We also discuss the restricted version of covering, where each line segment in  $\mathcal{L}$  is to be covered completely by at least one square. The proposed algorithm for the covering problem reports the optimum result by executing only two passes of reading the input data sequentially. The algorithm proposed for the hitting and restricted covering problems produces optimum result in  $O(n)$  time. All the proposed algorithms are in-place, and they use only  $O(1)$  extra space. The solution of these problems also give a  $\sqrt{2}$  approximation for covering and hitting those line segments  $\mathcal{L}$  by two congruent disks of minimum radius with same computational complexity.

**Keywords.** Two-center problem, covering line segments by squares, two pass algorithm, computational geometry

## 1 Introduction

Covering a point set by squares/disks has drawn interest to the researchers due to its applications in sensor network. Covering a given point set by  $k$  congruent disks of minimum radius, known as  $k$ -center problem, is NP-Hard [11]. For  $k = 2$ , this problem is referred to as the *two center problem* [2, 4, 5, 7, 8, 12].

A line segment  $\ell_i$  is said to be covered (resp. hit) by two squares if every point (resp. at least one point) of  $\ell_i$  lies inside one or both of the squares. For a given set  $\mathcal{L}$  of line segments, the objective is to find two axis-parallel congruent squares such that each line

---

\*A preliminary version of this paper appeared in COCOON 2017, pages 457-468

segment in  $\mathcal{L}$  is covered (resp. hit) by the union of these two squares, and the size of the squares is as small as possible. There are mainly two variations of the covering problem: standard version and discrete version. In discrete version, the center of the squares must be on some specified points, whereas there are no such restriction in standard version. In this paper, we focus our study on the standard version of covering and hitting a set  $\mathcal{L}$  of line segments in  $\mathbb{R}^2$  by two axis-parallel congruent squares of minimum size.

As an application, consider a sensor network, where each mobile sensor is moving to and fro along different line segment. The objective is to place two base stations of minimum transmission range so that each of mobile sensors are always (resp. intermittently) connected to any of the base stations. This problem is exactly same as to cover (resp. hit) the line segments by two congruent disks (in our case axis-parallel congruent squares) of minimum radius.

Most of the works on the *two center problem* deal with covering a given point set. Kim and Shin [10] provided an optimal solution for the *two center problem* of a convex polygon where the covering objects are two disks. As mentioned in [10], the major differences between the *two-center problem for a convex polygon  $P$*  and the *two-center problem for a point set  $S$*  are (i) points covered by the two disks in the former problem are *in convex positions* (instead of arbitrary positions), and (ii) the union of two disks should also cover the edges of the polygon  $P$ . The feature (i) indicates the problem may be easier than the standard two-center problem for points, but feature (ii) says that it might be more difficult. To the best of our knowledge, there are no works on covering or hitting a set of line segments by two congruent squares of minimum size.

**Related Work:** Drenzer [3] covered a given point set  $S$  by two axis-parallel squares of minimum size in  $O(n)$  time, where  $n = |S|$ . Ahn and Bae [9] proposed an  $O(n^2 \log n)$  time algorithm for covering a given point set  $S$  by two disjoint rectangles where one of the rectangles is axis parallel and other one is of arbitrary orientation, and the area of the larger rectangle is minimized. Two congruent squares of minimum size covering all the points in  $S$ , where each one is of arbitrary orientation, can be computed in  $O(n^4 \log n)$  time [1]. The best known deterministic algorithm for the standard version of two-center problem for a point set  $S$  is given by Sharir [12] that runs in  $O(n \log^9 n)$  time. Eppstein [4] proposed a randomized algorithm for the same problem with expected time complexity  $O(n \log^2 n)$ . The standard and discrete versions of the two-center problem for a convex polygon  $P$  was first solved by Kim and Shin [10] in  $O(n \log^3 n \log \log n)$  and  $O(n \log^2 n)$  time respectively. Hoffmann [6] solved the rectilinear 3-center problem for a point set in  $O(n)$  time. However none of the algorithms in [1, 3, 6] can handle the line segments.

**Our Work:** We propose in-place algorithms for covering and hitting  $n$  line segments in  $\mathbb{R}^2$  by two axis-parallel congruent squares of minimum size. We also study the restricted

version of the covering problem where each object needs to be completely covered by at least one of the reported squares. The time complexities of our proposed algorithms for these three problems are  $O(n)$ , and these work using  $O(1)$  extra work-space. The same algorithms work for covering/hitting a polygon, or a set of polygons by two axis-parallel congruent squares of minimum size. We show that the result of this algorithm can produce a solution for the problem of covering/ hitting these line segments by two congruent disks of minimum radius in  $O(n)$  time with an approximation factor  $\sqrt{2}$ .

## 1.1 Notations and terminologies used

Throughout this paper, unless otherwise stated a *square* is used to imply an axis-parallel square. We will use the following notations and definition.

Symbols used	Meaning
$\overline{pq}$ and $ pq $	the line segment joining two points $p$ and $q$ , and its length
$x(p)$ (resp. $y(p)$ )	$x$ - (resp. $y$ -) coordinates of the point $p$
$ x(p) - x(q) $	<i>horizontal distance</i> between a pair of points $p$ and $q$
$ y(p) - y(q) $	<i>vertical distance</i> between a pair of points $p$ and $q$
$s \in \overline{pq}$	the point $s$ lies on the line segment $\overline{pq}$
$\square efgh$	an axis-parallel rectangle with vertices at $e, f, g$ and $h$
$size(\mathcal{S})$	size of square $\mathcal{S}$ ; it is the length of its one side
$LS(\mathcal{S}), RS(\mathcal{S})$	Left-side of square $\mathcal{S}$ and right-side of square $\mathcal{S}$
$TS(\mathcal{S}), BS(\mathcal{S})$	Top-side of square $\mathcal{S}$ and bottom-side of square $\mathcal{S}$

**Definition 1.** A square is said to be **anchored** with a vertex of a rectangle  $\mathcal{R} = \square efgh$ , if one of the corners of the square coincides with that vertex of  $\mathcal{R}$ .

## 2 Covering line segments by two congruent squares

**LCOVER problem:** Given a set  $\mathcal{L} = \{\ell_1, \ell_2, \dots, \ell_n\}$  of  $n$  line segments (possibly intersecting) in  $\mathbb{R}^2$ , the objective is to compute two congruent squares  $\mathcal{S}_1$  and  $\mathcal{S}_2$  of minimum size whose union covers all the members in  $\mathcal{L}$ .

In the first pass, a linear scan is performed among the objects in  $\mathcal{L}$ , and four points  $a, b, c$  and  $d$  are identified with minimum  $x$ -, maximum  $y$ -, maximum  $x$ - and minimum  $y$ -coordinate respectively among the end-points of  $\mathcal{L}$ . This defines an axis-parallel rectangle  $\mathcal{R} = \square efgh$  of minimum size that covers  $\mathcal{L}$ , where  $a \in \overline{he}$ ,  $b \in \overline{ef}$ ,  $c \in \overline{fg}$  and  $d \in \overline{gh}$ . We use  $L = |x(c) - x(a)|$  and  $W = |y(b) - y(d)|$  as the length and width respectively of the rectangle  $\mathcal{R} = \square efgh$ , and we assume that  $L \geq W$ . We assume that  $\mathcal{S}_1$  lies to the left of  $\mathcal{S}_2$ .  $\mathcal{S}_1$  and  $\mathcal{S}_2$  may or may not overlap (see Fig. 1). We use  $\sigma = size(\mathcal{S}_1) = size(\mathcal{S}_2)$ .

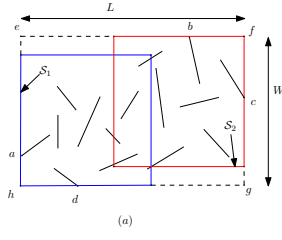


Figure 1: Squares  $\mathcal{S}_1$  and  $\mathcal{S}_2$  are (a) overlapping, (b) disjoint.

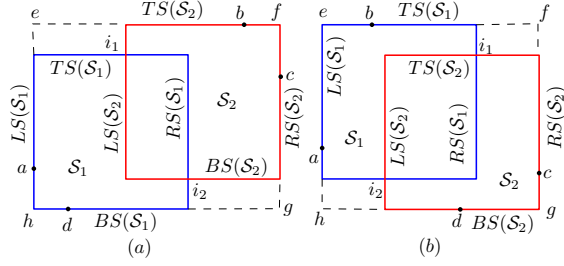


Figure 2: (a) **Configuration 1** and (b) **Configuration 2** of squares  $\mathcal{S}_1$  and  $\mathcal{S}_2$ .

**Lemma 1.** (a) *There exists an optimal solution of the problem where  $LS(\mathcal{S}_1)$  and  $RS(\mathcal{S}_2)$  pass through the points  $a$  and  $c$  respectively.*

(b) *The top side of at least one of  $\mathcal{S}_1$  and  $\mathcal{S}_2$  pass through the point  $b$ , and the bottom side of at least one of  $\mathcal{S}_1$  and  $\mathcal{S}_2$  pass through the point  $d$ .*

Thus in an optimal solution of the **LCOVER** problem,  $a \in LS(\mathcal{S}_1)$  and  $c \in RS(\mathcal{S}_2)$ . We need to consider two possible configurations of an optimum solution (i)  $b \in TS(\mathcal{S}_2)$  and  $d \in BS(\mathcal{S}_1)$ , and (ii)  $b \in TS(\mathcal{S}_1)$  and  $d \in BS(\mathcal{S}_2)$ . These are named as **Configuration 1** and **Configuration 2** respectively (see Fig. 2).

**Observation 1.** (a) *If the optimal solution of LCOVER problem satisfies **Configuration 1**, then the bottom-left corner of  $\mathcal{S}_1$  will be anchored at the point  $h$ , and the top-right corner of  $\mathcal{S}_2$  will be anchored at the point  $f$ .*

(b) *If the optimal solution of LCOVER problem satisfies **Configuration 2**, then the top-left corner of  $\mathcal{S}_1$  will be anchored at the point  $e$ , and the bottom-right corner of  $\mathcal{S}_2$  will be anchored at the point  $g$ .*

We consider each of the configurations separately, and compute the two axis-parallel congruent squares  $\mathcal{S}_1$  and  $\mathcal{S}_2$  of minimum size whose union covers the given set of line segments  $\mathcal{L}$ . If  $\sigma_1$  and  $\sigma_2$  are the sizes obtained for **Configuration 1** and **Configuration 2** respectively, then we report  $\min(\sigma_1, \sigma_2)$ .

Consider the rectangle  $\mathcal{R} = \square efgh$  covering  $\mathcal{L}$ , and take six points  $k_1, k_2, k_3, k_4, v_1$  and  $v_2$  on the boundary of  $\mathcal{R}$  satisfying  $|k_1f| = |ek_3| = |hk_4| = |k_2g| = W$  and  $|ev_1| = |hv_2| = \frac{L}{2}$  (see Fig. 3). Throughout the paper we assume  $h$  as the origin in the co-ordinate system, i.e.  $h = (0, 0)$ .

**Observation 2.** (i) *The Voronoi partitioning line  $\lambda_1$  of the corners  $f$  and  $h$  of  $\mathcal{R} = \square efgh$  with respect to the  $L_\infty$  norm\* is the polyline  $k_1z_1z_2k_4$ , where the coordinates*

\* $L_\infty$  distance between two points  $a$  and  $b$  is given by  $\max(|x(a) - x(b)|, |y(a) - y(b)|)$

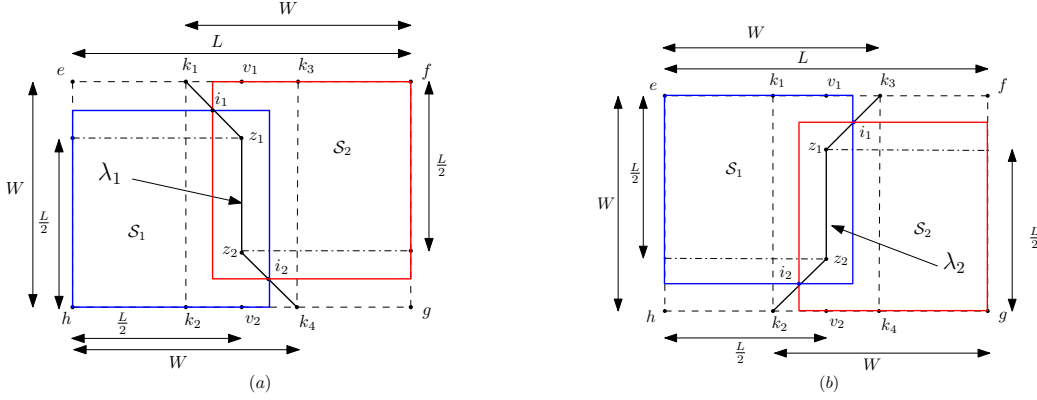


Figure 3: Voronoi partitioning line (a)  $\lambda_1 = k_1z_1z_2k_4$  of  $f$  and  $h$  in **Configuration 1** (b)  $\lambda_2 = k_3z_1z_2k_2$  of  $e$  and  $g$  in **Configuration 2**

of its defining points are  $k_1 = (L - W, W)$ ,  $z_1 = (L/2, L/2)$ ,  $z_2 = (L/2, W - L/2)$  and  $k_4 = (W, 0)$  (see Fig. 3(a)).

(ii) The Voronoi partitioning line  $\lambda_2$  of  $e$  and  $g$  of  $\mathcal{R} = \square efgh$  in  $L_\infty$  norm is the polyline  $k_3z_1z_2k_2$  where  $k_3 = (W, W)$  and  $k_2 = (L - W, 0)$  (see Fig. 3(b)).

Note that, if  $W \leq \frac{L}{2}$ , then the voronoi partitioning lines  $\lambda_1$  and  $\lambda_2$  for both the pairs  $(f, h)$  and  $(e, g)$  will be same, i.e.,  $\lambda_1 = \lambda_2 = \overline{v_1v_2}$ , where  $v_1 = (\frac{L}{2}, 0)$  and  $v_2 = (\frac{L}{2}, W)$ .

**Lemma 2.** (a) For **Configuration 1**, All the points  $p$  inside the polygonal region  $ek_1z_1z_2k_4h$  satisfy  $d_\infty(p, h) < d_\infty(p, f)$ , and all points  $p$  inside the polygonal region  $k_1fgk_4z_2z_1$  satisfy  $d_\infty(p, f) < d_\infty(p, h)$  (see Fig. 3(a)).

(b) Similarly for **Configuration 2**, all points  $p$  inside polygonal region  $ek_3z_1z_2k_2h$ , satisfy  $d_\infty(p, e) < d_\infty(p, g)$ , and all points  $p$  that lie inside the polygonal region  $k_3fgk_2z_2z_1$ , satisfy  $d_\infty(p, g) < d_\infty(p, e)$  (see Fig. 3(b)).

**Lemma 3.** If  $S_1$  and  $S_2$  intersect, then the points of intersection  $i_1$  and  $i_2$  will always lie on voronoi partitioning line  $\lambda_1 = k_1z_1z_2k_4$  (resp.  $\lambda_2 = k_3z_1z_2k_2$ ) depending on whether  $S_1$  and  $S_2$  satisfy **Configuration 1** or **Configuration 2**.

Our algorithm consists of two passes. In each pass we sequentially read each element of the input array  $\mathcal{L}$  exactly once. We consider  $W > \frac{L}{2}$  only. The other case i.e  $W \leq \frac{L}{2}$  can be handled in the similar way.

**Pass-1 :** We compute the rectangle  $\mathcal{R} = \square efgh$ , and the voronoi partitioning lines  $\lambda_1$  and  $\lambda_2$  (see Fig. 3) for handling **Configuration 1** and **Configuration 2**. We now discuss Pass 2 for **Configuration 1**. The same method works for **Configuration 2**, and for both the configurations, the execution run simultaneously keeping a  $O(1)$  working storage.

**Pass-2 :**  $\lambda_1$  splits  $\mathcal{R}$  into two disjoint parts, namely  $\mathcal{R}_1 = \text{region } ek_1z_1z_2k_4h$  and  $\mathcal{R}_2 = \text{region } fk_1z_1z_2k_4g$ . We initialize  $\sigma_1 = 0$ . Next, we read elements in the input array  $\mathcal{L}$  in sequential manner. For each element  $\ell_i = [p_i, q_i]$ , we identify its portion lying in one/both the parts  $\mathcal{R}_1$  and  $\mathcal{R}_2$ . Now, considering Lemma 2 and Observation 1, we execute the following:

$\ell_i$  lies inside  $\mathcal{R}_1$ : Compute  $\delta = \max(d_\infty(p_i, h), d_\infty(q_i, h))$ .

$\ell_i$  lies inside  $\mathcal{R}_2$ : Compute  $\delta = \max(d_\infty(p_i, f), d_\infty(q_i, f))$ .

$\ell_i$  is intersected by  $\lambda_1$ : Let  $\theta$  be the point of intersection of  $\ell_i$  and  $\lambda_1$ ,  $p_i \in \mathcal{R}_1$  and  $q_i \in \mathcal{R}_2$ . Here, we compute  $\delta = \max(d_\infty(p_i, h), d_\infty(\theta, h), d_\infty(q_i, f))$ .

If  $\delta > \sigma_1$ , we update  $\sigma_1$  with  $\delta$ . Similarly,  $\sigma_2$  is also computed in this pass considering the pair  $(e, g)$  and their partitioning line  $\lambda_2$ . Finally,  $\min(\sigma_1, \sigma_2)$  is returned as the optimal size along with the centers of the squares  $\mathcal{S}_1$  and  $\mathcal{S}_2$ .

**Theorem 1.** *Given a set of line segments  $\mathcal{L}$  in  $\mathbb{R}^2$  in an array, one can compute two axis-parallel congruent squares of minimum size whose union covers  $\mathcal{L}$  by reading the input array only twice in sequential manner, and maintaining  $O(1)$  extra work-space.*

### 3 Hitting line segments by two congruent squares

**Definition 2.** *A geometric object  $Q$  is said to be hit by a square  $\mathcal{S}$  if at least one point of  $Q$  lies inside (or on the boundary of)  $\mathcal{S}$ .*

**Line segment hitting (LHIT) problem:** Given a set  $\mathcal{L} = \{\ell_1, \ell_2, \dots, \ell_n\}$  of  $n$  line segments in  $\mathbb{R}^2$ , compute two axis-parallel congruent squares  $\mathcal{S}_1$  and  $\mathcal{S}_2$  of minimum size whose union hits all the line segments in  $\mathcal{L}$ .

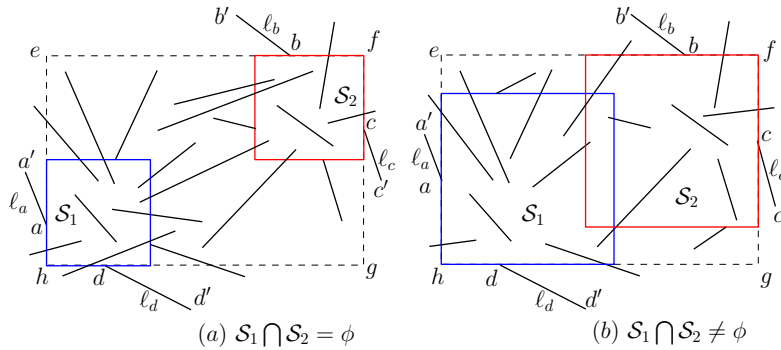


Figure 4: Two axis-parallel congruent squares  $\mathcal{S}_1$  and  $\mathcal{S}_2$  hit line segments in  $\mathcal{L}$

The squares  $\mathcal{S}_1$  and  $\mathcal{S}_2$  may or may not be disjoint (see Fig. 4). We now describe the algorithm for this **LHIT** problem.

For each line segment  $\ell_i$ , we use  $LP(\ell_i)$ ,  $RP(\ell_i)$ ,  $TP(\ell_i)$  and  $BP(\ell_i)$  to denote its left end-point, right end-point, top end-point and bottom end-point using the relations  $x(LP(\ell_i)) \leq x(RP(\ell_i))$  and  $y(BP(\ell_i)) \leq y(TP(\ell_i))$ . Now we compute four line segments  $\ell_a$ ,  $\ell_b$ ,  $\ell_c$ , and  $\ell_d \in \mathcal{L}$  such that one of their end-points  $a$ ,  $b$ ,  $c$  and  $d$ , respectively satisfy the following

$$a = \min_{\forall \ell_i \in \mathcal{L}} x(RP(\ell_i)), b = \max_{\forall \ell_i \in \mathcal{L}} y(BP(\ell_i)), c = \max_{\forall \ell_i \in \mathcal{L}} x(LP(\ell_i)), d = \min_{\forall \ell_i \in \mathcal{L}} y(TP(\ell_i))$$

We denote the other end point of  $\ell_a$ ,  $\ell_b$ ,  $\ell_c$  and  $\ell_d$  by  $a'$ ,  $b'$ ,  $c'$  and  $d'$ , respectively. The four points  $a$ ,  $b$ ,  $c$ ,  $d$  define an axis-parallel rectangle  $\mathcal{R} = \square efgh$  of minimum size that hits all the members of  $\mathcal{L}$  (as per Definition 2), where  $a \in \overline{he}$ ,  $b \in \overline{ef}$ ,  $c \in \overline{fg}$  and  $d \in \overline{gh}$  (see Fig. 4). We use  $L = |x(c) - x(a)|$  and  $W = |y(b) - y(d)|$  as the length and width of the rectangle  $\mathcal{R}$ , and assume  $L \geq W$ . Let  $\mathcal{S}_1$  and  $\mathcal{S}_2$  be the two axis-parallel congruent squares that hit the given line segments  $\mathcal{L}$  optimally, where  $\mathcal{S}_1$  lies to the left of  $\mathcal{S}_2$ .

**Observation 3.** (a) The left side of  $\mathcal{S}_1$  (resp. right side of  $\mathcal{S}_2$ ) must not lie to the right of (resp. left of) the point  $a$  (resp.  $c$ ), and (b) the top side (resp. bottom side) of both  $\mathcal{S}_1$  and  $\mathcal{S}_2$  cannot lie below (resp. above) the point  $b$  (resp.  $d$ ).

For the **LHIT** problem, we say  $\mathcal{S}_1$  and  $\mathcal{S}_2$  are in **Configuration 1**, if  $\mathcal{S}_1$  hits both  $\ell_a$  and  $\ell_d$ , and  $\mathcal{S}_2$  hits both  $\ell_b$  and  $\ell_c$ . Similarly,  $\mathcal{S}_1$  and  $\mathcal{S}_2$  are said to be in **Configuration 2**, if  $\mathcal{S}_1$  hits both  $\ell_a$  and  $\ell_b$ , and  $\mathcal{S}_2$  hits both  $\ell_c$  and  $\ell_d$ .

Without loss of generality, we assume that  $\mathcal{S}_1$  and  $\mathcal{S}_2$  are in **Configuration 1**. We compute the reference (poly) line  $\mathbb{D}_1$  (resp.  $\mathbb{D}_2$ ) on which the top-right corner of  $\mathcal{S}_1$  (resp. bottom-left corner of  $\mathcal{S}_2$ ) will lie. Let  $\mathbb{T}_1$  (resp.  $\mathbb{T}_2$ ) be the line passing through  $h$  (resp.  $f$ ) with slope 1. Our algorithm consists of the following phases:

- 1 Computation of the reference lines  $\mathbb{D}_1$  and  $\mathbb{D}_2$ .
- 2 For each line segment  $\ell_i \in \mathcal{L}$ , computation of the size of the minimum square  $\mathcal{S}_1$  (resp.  $\mathcal{S}_2$ ) required to hit  $\ell_i$ ,  $\ell_a$  and  $\ell_d$  (resp.  $\ell_i$ ,  $\ell_b$  and  $\ell_c$ ), where the top-right (resp. bottom-left) corner of  $\mathcal{S}_1$  (resp.  $\mathcal{S}_2$ ) lies on  $\mathbb{D}_1$  (resp.  $\mathbb{D}_2$ ).
- 3 Determining the pair  $(\mathcal{S}_1, \mathcal{S}_2)$  that hit all the line segments in  $\mathcal{L}$  and  $\max(\text{size}(\mathcal{S}_1), \text{size}(\mathcal{S}_2))$  is minimized.

**Computation of the reference lines  $\mathbb{D}_1$  and  $\mathbb{D}_2$ :** The reference line  $\mathbb{D}_1$  is computed based on the following four possible orientations of  $\ell_a$  and  $\ell_d$

- (i)  $y(LP(\ell_a)) \geq y(RP(\ell_a))$  and  $x(TP(\ell_d)) < x(BP(\ell_d))$ : Here  $\mathbb{D}_1$  is the segment  $\overline{pq}$  on  $\mathbb{T}_1$  where  $p$  is determined (i) by its  $x$ -coordinate i.e.  $x(p) = x(d)$ , if

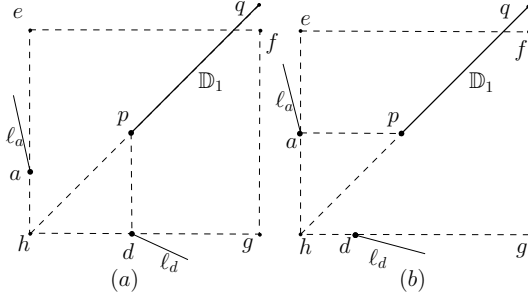


Figure 5:  $\mathbb{D}_1$  for  $y(LP(\ell_a)) \geq y(RP(\ell_a))$  and  $x(TP(\ell_d)) < x(BP(\ell_d))$

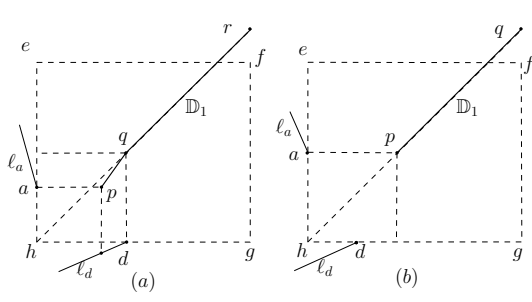


Figure 6:  $\mathbb{D}_1$  for  $y(LP(\ell_a)) \geq y(RP(\ell_a))$  and  $x(TP(\ell_d)) \geq x(BP(\ell_d))$

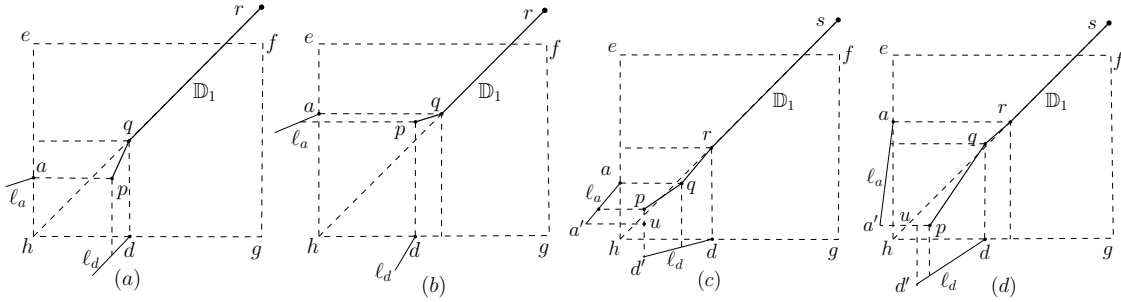


Figure 7:  $\mathbb{D}_1$  for  $y(LP(\ell_a)) < y(RP(\ell_a))$  and  $x(TP(\ell_d)) > x(BP(\ell_d))$

$|ha| < |hd|$  (see Fig. 5(a)), (ii) by its  $y$ -coordinate i.e.  $y(p) = y(a)$ , if  $|ha| \geq |hd|$  (see Fig. 5(b)). The point  $q$  on  $\mathbb{T}_1$  satisfy  $x(q) = x(f)$ .

- (ii)  **$y(LP(\ell_a)) \geq y(RP(\ell_a))$  and  $x(TP(\ell_d)) \geq x(BP(\ell_d))$ :** Here, if  $|ha| < |hd|$  (see Fig. 6(a)), then the reference line  $\mathbb{D}_1$  is a polyline  $\overline{pqr}$ , where (i)  $y(p) = y(a)$  and  $x(p)$  satisfies  $|x(p) - x(a)| = \text{vertical distance of } p \text{ from the line segment } \ell_d$ , (ii) the point  $q$  lies on  $\mathbb{T}_1$  satisfying  $x(q) = x(d)$  and (iii) the point  $r$  lies on  $\mathbb{T}_1$  satisfying  $x(r) = x(f)$ .

If  $|ha| \geq |hd|$  (see Fig. 6(b)), then the reference line  $\mathbb{D}_1$  is a line segment  $\overline{pq}$ , where  $p, q$  lies on  $\mathbb{T}_1$ , and  $p$  satisfies  $y(p) = y(a)$  and  $q$  satisfies  $x(q) = x(f)$ .

- (iii)  **$y(LP(\ell_a)) < y(RP(\ell_a))$  and  $x(TP(\ell_d)) \leq x(BP(\ell_d))$ :** This case is similar to case (ii), and we can compute the respective reference lines.

- (iv)  **$y(LP(\ell_a)) < y(RP(\ell_a))$  and  $x(TP(\ell_d)) > x(BP(\ell_d))$ :** There are two possible subcases:

- (A) If  $\ell_a$  and  $\ell_d$  are parallel or intersect (after extension) at a point to the right of  $\overline{he}$  (Fig. 7(a,b)), then the reference line  $\mathbb{D}_1$  is a polyline  $\overline{pqr}$ , where **(a)** if  $|ha| < |hd|$  (Fig. 7(a)), then (1)  $y(p) = y(a)$  and  $|x(p) - x(a)| = \text{the vertical}$



distance of  $p$  from  $\ell_d$ , (2) the points  $q$  and  $r$  lie on  $\mathbb{T}_1$  satisfying  $x(q) = x(d)$  and  $x(r) = x(f)$ , **(b)** if  $|\mathbf{ha}| > |\mathbf{hd}|$  (Fig. 7(b)), then (1)  $x(p) = x(d)$  and  $|y(p) - y(d)| =$  the horizontal distance of  $p$  from  $\ell_a$ , (2) the points  $q$  and  $r$  lie on  $\mathbb{T}_1$  satisfying  $y(q) = y(a)$  and  $x(r) = x(f)$ .

- (B) If extended  $\ell_a$  and  $\ell_d$  intersect at a point to the left of  $\overline{he}$  (Fig. 7(c,d)), then  $\mathbb{D}_1$  is a polyline  $\overline{pqr}$ , where
- (i) the line segment  $\overline{pq}$  is such that for every point  $\theta \in \overline{pq}$ , the horizontal distance of  $\theta$  from  $\ell_a$  and the vertical distance of  $\theta$  from  $\ell_d$  are same.
  - (ii) the line segment  $\overline{qr}$  is such that for every point  $\theta \in \overline{qr}$ , we have  
**if**  $|\mathbf{ha}| < |\mathbf{hd}|$  then  $|x(\theta) - x(a)| =$  vertical distance of  $\theta$  from  $\ell_d$  (Fig. 7(c)),  
**else**  $|y(\theta) - x(d)| =$  horizontal distance of  $\theta$  from  $\ell_a$ , (Fig. 7(d))
  - (iii) the point  $s$  lies on  $\mathbb{T}_1$  satisfying  $x(s) = x(f)$ .

In the same way, we can compute the reference line  $\mathbb{D}_2$  based on the four possible orientations of  $\ell_b$  and  $\ell_c$ . The break points/end points of  $\mathbb{D}_2$  will be referred to as  $p'$ ,  $q'$ ,  $r'$ ,  $s'$  depending on the appropriate cases. From now onwards, we state the position of square  $\mathcal{S}_1$  (resp.  $\mathcal{S}_2$ ) in terms of the position of its top-right corner (resp. bottom-left corner).

**Observation 4.** *The point  $p \in \mathbb{D}_1$  (resp.  $p' \in \mathbb{D}_2$ ) gives the position of minimum sized axis-parallel square  $\mathcal{S}_1$  (resp.  $\mathcal{S}_2$ ) that hit  $\ell_a$  and  $\ell_d$  (resp.  $\ell_b$  and  $\ell_c$ ).*

**Computation of minimum sized squares  $\mathcal{S}_1$  and  $\mathcal{S}_2$  to hit  $\ell_i$  :** Let  $L_V$  (resp.  $L_H$ ) denotes the vertical (resp. horizontal) half-line below (resp. to the left of) the point  $p \in \mathbb{D}_1$ . Similarly,  $L'_V$  (resp.  $L'_H$ ) denotes the vertical (resp. horizontal) half-line above (resp. to the right of) the point  $p' \in \mathbb{D}_2$ . Observe that, if a line segment  $\ell_i \in \mathcal{L}$  intersects with any of  $L_H$  or  $L_V$ , or if  $\ell_i$  lie completely below  $L_H$  and to the left of  $L_V$ , then it ( $\ell_i$ ) will be hit by any square that hits both  $\ell_a$  and  $\ell_d$ . Similarly, if a line segment  $\ell_i$  intersects with any of  $L'_H$  or  $L'_V$ ; or if  $\ell_i$  lies completely above  $L'_H$  and to the right of  $L'_V$ , then it ( $\ell_i$ ) will be hit by any square that hits both  $\ell_b$  and  $\ell_c$ . Thus, such line segments will not contribute any event point on  $\mathbb{D}_1$  (resp.  $\mathbb{D}_2$ ).

For each of the line segments  $\ell_i \in \mathcal{L}$ , we create two event points  $e_i^1 \in \mathbb{D}_1$  and  $e_i^2 \in \mathbb{D}_2$ , as follows:

- (i) If  $\ell_i$  lies completely above  $\mathbb{D}_1$  (resp.  $\mathbb{D}_2$ ), then we compute the event point  $e_i^1 = (x_{i_1}, y_{i_1})$  on  $\mathbb{D}_1$  (resp.  $e_i^2 = (x_{i_2}, y_{i_2})$  on  $\mathbb{D}_2$ ) satisfying  $y_{i_1} = y(BP(\ell_i))$  (resp.  $x_{i_2} = x(RP(\ell_i))$ ). (see the points  $e_1^1$  for  $\ell_1$  and  $e_4^2$  for  $\ell_4$  in Fig. 8).

- (ii) If  $\ell_i$  lies completely below  $\mathbb{D}_1$  (resp.  $\mathbb{D}_2$ ), we compute the event point  $e_i^1 = (x_{i_1}, y_{i_1})$  on  $\mathbb{D}_1$  (resp.  $e_i^2 = (x_{i_2}, y_{i_2})$  on  $\mathbb{D}_2$ ) satisfying  $x_{i_1} = x(LP(\ell_i))$  (resp.  $y_{i_2} = y(TP(\ell_i))$ ). (see  $e_3^1$  for  $\ell_3$  and  $e_6^2$  for  $\ell_6$  in Fig. 8).
- (iii) If  $\ell_i$  intersects with  $\mathbb{D}_1$  (resp.  $\mathbb{D}_2$ ) at point  $p_1$  (resp.  $q_1$ ), then we create the event point  $e_i^1$  on  $\mathbb{D}_1$  (resp.  $e_i^2$  on  $\mathbb{D}_2$ ) according to the following rule:
- (a) If the  $x(BP(\ell_i)) > x(p_1)$  (resp.  $x(TP(\ell_i)) < x(q_1)$ ), then we take  $p_1$  (resp.  $q_1$ ) as the event point  $e_i^1$  (resp.  $e_i^2$ ). (see  $e_4^1$  for  $\ell_4$  in Fig. 8).
  - (b) If  $x(BP(\ell_i)) < x(p_1)$  then if  $BP(\ell_i)$  lies below  $\mathbb{D}_1$  then we consider the point of intersection by  $\mathbb{D}_1$  with the vertical line passing through the  $BP(\ell_i)$  as the point  $e_i^1$  (see  $e_2^1$  for  $\ell_2$  in Fig. 8), and if  $BP(\ell_i)$  lies above  $\mathbb{D}_1$  then we consider the point of intersection  $\mathbb{D}_1$  with the horizontal line passing through  $BP(\ell_i)$  as the event point  $e_i^1$  (see  $e_5^1$  for  $\ell_5$  in Fig. 8).
  - (c) If  $x(TP(\ell_i)) > x(q_1)$  then if  $TP(\ell_i)$  lies above  $\mathbb{D}_2$  then we consider the point of intersection by  $\mathbb{D}_2$  with the vertical line passing through  $TP(\ell_i)$  as the event point  $e_i^2$ , and if  $TP(\ell_i)$  lies below  $\mathbb{D}_2$  then we consider the point of intersection  $\mathbb{D}_2$  with the horizontal line passing through  $TP(\ell_i)$  as the event point  $e_i^2$ .

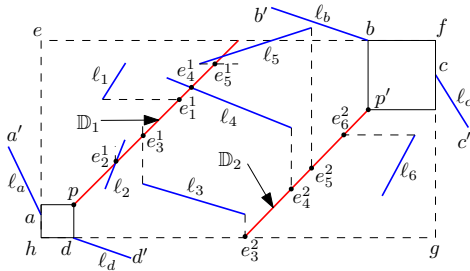


Figure 8: Event points for **LHIT** problem under **Configuration 1**

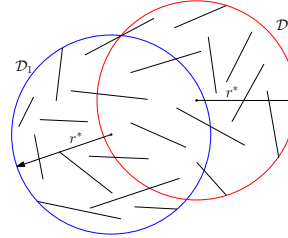


Figure 9: Covering  $\mathcal{L}$  by two disks  $\mathcal{D}_1$  &  $\mathcal{D}_2$

**Observation 5.** (i) An event  $e_i^1$  on  $\mathbb{D}_1$  shows the position of the top-right corner of the minimum sized square  $\mathcal{S}_1$  that hits  $\ell_a$ ,  $\ell_d$  and  $\ell_i$ , and an event  $e_i^2$  on  $\mathbb{D}_2$  shows the position of the bottom-left corner of the minimum sized square  $\mathcal{S}_2$  that hits  $\ell_b$ ,  $\ell_c$  and  $\ell_i$ .

(ii) The square  $\mathcal{S}_1$  whose top-right corner is at  $e_i^1$  on  $\mathbb{D}_1$  hits all those line segments  $\ell_j$  whose corresponding event points  $e_j^1$  on  $\mathbb{D}_1$  satisfies  $x(h) \leq x(e_j^1) \leq x(e_i^1)$ . Similarly, the square  $\mathcal{S}_2$  whose bottom-left corner is at  $e_i^2$  on  $\mathbb{D}_2$  hits all those line segments  $\ell_j$  whose corresponding event point  $e_j^2$  on  $\mathbb{D}_2$  satisfies  $x(e_i^1) \leq x(e_j^1) \leq x(f)$ .

Thus for each line segment  $\ell_i \in \mathcal{L}$ , we have two parameters  $\sigma_{i_1}$  and  $\sigma_{i_2}$ , where  $\sigma_{i_1}$  (resp.  $\sigma_{i_2}$ ) denotes the size of the minimum square required to hit  $\ell_i$ ,  $\ell_a$  and  $\ell_d$  (resp.  $\ell_i$ ,  $\ell_b$  and

$\ell_c$ ). It is to be noted that  $p$  and  $p'$  are also the event points on  $\mathbb{D}_1$  and  $\mathbb{D}_2$ , respectively (see Observation 4). We now compute two minimum sized squares  $\mathcal{S}_1$  and  $\mathcal{S}_2$  to hit all the line segments in  $\mathcal{L}$  as follows:

Let  $\sigma_{\min_1}$  (resp.  $\sigma_{\min_2}$ ) denote the size of the minimum square  $\mathcal{S}_1$  (resp.  $\mathcal{S}_2$ ) required to hit the line segments  $\ell_a$  and  $\ell_d$  (resp.  $\ell_b$  and  $\ell_c$ ). Initially we compute these  $\sigma_{\min_1}$  and  $\sigma_{\min_2}$  which are determined by the position of the point  $p$  and  $p'$  lying on  $\mathbb{D}_1$  and  $\mathbb{D}_2$ , respectively. Then for each line segment  $\ell_i \in \mathcal{L}$ , we compute  $\sigma_{i_1}$  and  $\sigma_{i_2}$ , and compare between them. Our objective is to reduce the size of the larger square; hence if  $\sigma_{i_1} \leq \sigma_{i_2}$ , then we choose the square  $\mathcal{S}_1$  to hit  $\ell_i$ , otherwise we choose square  $\mathcal{S}_2$ . If  $\sigma_{i_1} \leq \sigma_{i_2}$ , then we compare  $\sigma_{i_1}$  with  $\sigma_{\min_1}$ . If  $\sigma_{i_1} > \sigma_{\min_1}$ , then we update  $\sigma_{\min_1}$  as  $\sigma_{i_1}$ , otherwise  $\sigma_{\min_1}$  remains same. On the other hand, if  $\sigma_{i_1} > \sigma_{i_2}$ , we compare  $\sigma_{i_2}$  with  $\sigma_{\min_2}$ , and update  $\sigma_{\min_2}$  as  $\sigma_{i_2}$  only if  $\sigma_{\min_2}$  is less than  $\sigma_{i_2}$ . After all the line segments have been processed sequentially, the  $\max(\sigma_{\min_1}, \sigma_{\min_2})$  will give the minimum size of the congruent squares  $\mathcal{S}_1$  and  $\mathcal{S}_2$  to hit all the line segments of  $\mathcal{L}$  in **Configuration 1**. It is to be noted that while processing the line segments in  $\mathcal{L}$  sequentially, for each line segment  $\ell_i \in \mathcal{L}$ , we need to generate the two event points  $(e_i^1, e_i^2)$ , compute  $(\sigma_{i_1}, \sigma_{i_2})$ , and use it to update  $(\sigma_{\min_1}, \sigma_{\min_2})$ , and use the same locations for processing the next line segment  $\ell_j \in \mathcal{L}$ . Hence, the aforesaid steps can be executed in linear time using  $O(1)$  space.

Similarly, we can determine the optimal size of the congruent squares  $\mathcal{S}_1$  and  $\mathcal{S}_2$  in **Configuration 2**. Finally we consider that configuration for which the size of the congruent squares is minimized. Thus we have the following result:

**Theorem 2.** *The LHIT problem can be solved optimally in  $O(n)$  time using  $O(1)$  extra work-space.*

## 4 Restricted version of LCOVER problem

In restricted version of the **LCOVER** problem, each line segment in  $\mathcal{L}$  is to be covered completely by atleast one of the two congruent axis-parallel squares  $\mathcal{S}_1$  and  $\mathcal{S}_2$ . We compute the axis-parallel rectangle  $\mathcal{R} = \square efgh$  passing through the four points  $a, b, c$  and  $d$  as in our algorithm for **LCOVER** problem. As in the **LCOVER** problem, here also we have two possible configurations for optimal solution. Without loss of generality, we assume that  $\mathcal{S}_1$  and  $\mathcal{S}_2$  satisfy **Configuration 1**. We consider two reference lines  $\mathbb{D}_1$  and  $\mathbb{D}_2$ , each with unit slope that passes through  $h$  and  $f$ , respectively. These reference lines  $\mathbb{D}_1$  and  $\mathbb{D}_2$  are the locus of the top-right corner of  $\mathcal{S}_1$  and bottom-left corner of  $\mathcal{S}_2$ , respectively. For each line segment  $\ell_i$ , we create an event point  $e_i^1 = (x_{i_1}, y_{i_1})$  on  $\mathbb{D}_1$  (resp.  $e_i^2 = (x_{i_2}, y_{i_2})$  on  $\mathbb{D}_2$ ) as follows:

- (i) If  $\ell_i$  lies completely above  $\mathbb{D}_1$  (resp.  $\mathbb{D}_2$ ), then the event point  $e_i^1$  on  $\mathbb{D}_1$  (resp.  $e_i^2$  on

- $\mathbb{D}_2$ ) will satisfy  $y_{i_1} = y(TP(\ell_i))$  (resp.  $x_{i_2} = x(LP(\ell_i))$ ).
- (ii) If  $\ell_i$  lies completely below  $\mathbb{D}_1$  (resp.  $\mathbb{D}_2$ ) then the event point  $e_i^1$  on  $\mathbb{D}_1$  (resp.  $e_i^2$  on  $\mathbb{D}_2$ ) will satisfy  $x_{i_1} = x(RP(\ell_i))$  (resp.  $y_{i_2} = y(BP(\ell_i))$ ).
- (iii) If  $\ell_i$  intersects with  $\mathbb{D}_1$  then we create the event point  $e_i^1$  on  $\mathbb{D}_1$  as follows:  
 Let the horizontal line through  $TP(\ell_i)$  intersect with  $\mathbb{D}_1$  at point  $p$ , and the vertical line through  $BP(\ell_i)$  intersect with  $\mathbb{D}_1$  at point  $q$ . If  $x(p) > x(q)$ , then we take  $p$  (else  $q$ ) as the event point on  $\mathbb{D}_1$ .
- (iv) If  $\ell_i$  intersects with  $\mathbb{D}_2$ , then we create the event point  $e_i^2$  on  $\mathbb{D}_2$  as follows:  
 Let the vertical line through  $BP(\ell_i)$  intersect with  $\mathbb{D}_2$  at point  $p$ , and the horizontal line through  $TP(\ell_i)$  intersect with  $\mathbb{D}_2$  at point  $q$ . If  $x(p) > x(q)$ , then we take  $q$  (else  $p$ ) as the event point on  $\mathbb{D}_2$ .

Observation similar to Observation 5 in LHIT problem also holds for this problem where  $\mathcal{S}_1$  and  $\mathcal{S}_2$  cover  $\mathcal{L}$  with restriction. Thus, here we can follow the same technique as in LHIT problem to obtain the following result:

**Theorem 3.** *The restricted version of LCOVER problem can be solved optimally in  $O(n)$  time using  $O(1)$  extra work-space.*

## 5 Covering/Hitting line segments by two congruent disks

In this section, we consider problems related to **LCOVER**, **LHIT** and **restricted LCOVER** problem, called *two center problem*, where the objective is to cover, hit or restricted-cover the given line segments in  $\mathcal{L}$  by two congruent disks so that their (common) radius is minimized. Fig. 9 demonstrates a covering instance of this *two center problem*. Here, we first compute two axis-parallel squares  $\mathcal{S}_1$  and  $\mathcal{S}_2$  whose union covers/ hits all the members of  $\mathcal{L}$  optimally as described in the previous section. Then we report the circum-circles  $\mathcal{D}_1$  and  $\mathcal{D}_2$  of  $\mathcal{S}_1$  and  $\mathcal{S}_2$  respectively as an approximate solution of the *two center problem*.

**Lemma 4.** *A lower bound for the optimal radius of two center problem for  $\mathcal{L}$  is the radius  $r'$  of in-circle of the two congruent squares  $\mathcal{S}_1$  and  $\mathcal{S}_2$  of minimum size that cover/ hit/ restricted-cover  $\mathcal{L}$ ; i.e.  $r' \leq r^*$ .*

The radius  $r$  of the circum-circle  $\mathcal{D}_1$  and  $\mathcal{D}_2$  of the squares  $\mathcal{S}_1$  and  $\mathcal{S}_2$  is  $\sqrt{2}$  times of the radius  $r'$  of their in-circles. Lemma 4 says that  $r' \leq r^*$ . Thus, we have

**Theorem 4.** *Algorithm **Two center** generates a  $\sqrt{2}$  approximation result for LCOVER, LHIT and restricted LCOVER problems for the line segments in  $\mathcal{L}$ .*

## References

- [1] Bhattacharya, B.K., Das, S., Kameda, T., Mahapatra, P.R.S., Song, Z.: Optimizing Squares Covering a Set of Points. In: COCOA. pp. 37–52. Lecture Notes in Computer Science, Springer (2014)
- [2] Chan, T.M.: More planar two-center algorithms. In: Computational Geometry: Theory and Applications. vol. 13(3), pp. 189–198 (1999)
- [3] Drezner, Z.: On the rectangular p-center problem, Z. Drezner, 34 (1987). Naval Research Logistics 34(2), 229–234 (1987)
- [4] Eppstein, D.: Faster construction of planar two-centers. In: 8th ACM-SIAM Symposium On Discrete Algorithms (SODA). pp. 131–138 (1997)
- [5] Hershberger, J.: A fast algorithm for the two-Center decision Problem. Information Processing Letters (Elsevier) 47(1), 23–29 (1993)
- [6] Hoffmann, M.: A simple linear algorithm for computing rectilinear 3-centers. Comput. Geom. 31(3), 150–165 (2005)
- [7] Jaromczyk, J.W., Kowaluk, M.: An Efficient Algorithm for the Euclidean Two-Center Problem. In: Mehlhorn, K. (ed.) Symposium on Computational Geometry. pp. 303–311. ACM (1994)
- [8] Katz, M.J., Kedem, K., Segal, M.: Discrete rectilinear 2-center problems. Comput. Geom. 15(4), 203–214 (2000)
- [9] Kim, S.S., Bae, S.W., Ahn, H.K.: Covering a Point Set by Two Disjoint Rectangles. Int. J. Comput. Geometry Appl. 21(3), 313–330 (2011)
- [10] Kim, S.K., Shin, C.S.: Efficient algorithms for two-center problems for a convex polygon. In: 6th Annual International Conference, COCOON 2000 Sydney, Australia. pp. 299–309. Springer Berlin Heidelberg (2000)
- [11] Marchetti-Spaccamela, A.: The p center problem in the plane is NP complete. In: In Proc. 19th Allerton Conf. Commun. Control Comput. pp. 31–40 (1981)
- [12] Sharir, M.: A near-linear algorithm for the planar 2-center problem. Discrete & Computational Geometry 18(2), 125–134 (1997)