

KBLRN: End-to-End Learning of Knowledge Base Representations with Latent, Relational, and Numerical Features

Alberto García-Durán

NEC Labs Europe
alberto.duran@neclab.eu

Mathias Niepert

NEC Labs Europe
mathias.niepert@neclab.eu

Abstract

We present KBLRN, a novel framework for end-to-end learning of knowledge base representations from latent, relational, and numerical features. We discuss the advantages of each of the three feature types and the benefits of their combination. To the best of our knowledge, KBLRN is the first machine learning approach that learns representations of knowledge bases by integrating latent, relational, and numerical features. We show that instances of KBLRN outperform existing methods on a range of knowledge base completion tasks. For the experiments, we created novel data sets by enriching commonly used knowledge base completion benchmarks with numerical features. We also investigate in more detail the impact numerical features have on the link prediction performance.

Introduction

The importance of knowledge bases (KBs) for AI systems has been demonstrated numerous times. KBs provide ways to organize, manage, and retrieve structured data and allow AI system to perform reasoning. In recent years, KBs have been playing an increasingly crucial role in natural language processing applications. Purely logical representations of knowledge bases have a long history in AI [27]. However, they suffer from being inefficient and brittle. Inefficient because the computational complexity of reasoning is exponential in the worst case and, therefore, the time required by a reasoner highly unpredictable. Brittle because a purely logical KB requires a large set of logical rules that are handcrafted and/or mined – the performance of such a system depends to a large extent on the completeness and quality of these rules. These problems are even more pressing in applications whose environments are changing over time.

Motivated by these shortcomings, there has been a flurry of work on combining logical and statistical approaches to build systems capable of reasoning over and learning from incomplete structured data. Most notably, the statistical relational learning community has proposed numerous formalisms that combine logic and probability [24]. These formalisms are able to address the learning problem and make the resulting AI systems more robust to missing data and missing rules. Intuitively, logical formulas act as relational features and the probability of a possible world is determined by a sufficient statistic based on the values of these

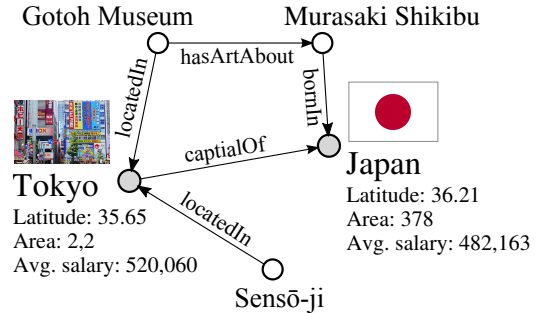


Figure 1: A small part of a knowledge base.

features. However, these approaches are in the majority even less efficient as logical inference is merely substituted with probabilistic inference.

More recently, the research community has focused on efficient machine learning models that perform well on restricted tasks such as link prediction in KBs. Examples are knowledge base factorization and embedding approaches [1, 11, 20, 22] and random-walk based ML models [7, 16]. The former learn latent features for the entities and relations in the knowledge base and use those to perform link prediction. The latter explore specific relational features such as path types between two entities and train a machine learning model for link prediction.

With this work, we investigate the strengths and weaknesses of various feature types and propose KBLRN, a novel class of ML models that combine latent and relational features. Moreover, we show that KBLRN can incorporate numerical features, that is, features that can take on a large or infinite number of real values. Examples of such features are the latitude and longitude of geolocations, temporal features, spatial dimensions of entities, elevation of places, and so on. To the best of our knowledge, this is the first time that these three different feature types are combined in a joint machine learning model for knowledge base completion. To evaluate the proposed method, we extracted the numerical features for all entities in the FB15k data set. The resulting extended data set will be made available to the public.

The paper is organized as follows. First, we describe relational, latent, and numerical features and discuss the advantages of each feature type. Second, we introduce KBLRN

Query	Correct entity	Rank	
		TE	GM
nationality(?, US)	W. H. Macy	2	233
born_here(HK, ?)	W. Chau-sang	5	135
contains(?, Curtis-Inst)	USA	32	1
children(?, H. Roshan)	R. Roshan	26	1

Table 1: TRANSE[1] (TE) and GAIFMAN[23] (GM) are examples of machine learning models based on latent and relational features, respectively. Rank is the position of the correct entity in the ranking produced by the respective model.

a knowledge base learning framework that combines relational, latent, and numerical features. Third, we present strong empirical evidence that instances of KB-LRN outperform state of the art methods for knowledge base completion. We also investigate in detail under what conditions numerical features are beneficial.

Relational, Latent, and Numerical Features

We assume that the facts of a knowledge base (KB) are given as a set of triples of the form (h, r, t) where h and t are the head and tail entities and r is a relation type. Figure 1 depicts a small fragment of a KB with relations and numerical features. KB completion is the problem of answering queries of the form $(?, r, t)$ or $(h, r, ?)$. While the proposed approach can be generalized to more complex queries, we focus on the above set of queries for the sake of simplicity. We motivate the combination of latent and relational features with two observations. First, relational feature models are highly suitable for numerous queries, assigning the highest score to the correct entity. For some queries a small number of relational features are all that is required to make the correct prediction. On the other hand, there is a set of queries where relational features fail miserably. In most cases, this is the case because the features are not present or are not able to distinguish between a large set of entities.

Second, KB embedding approaches are able to learn fine-grained latent types, capturing information beyond what can be expressed with logical formulas. This is because latent representations are computed iteratively, effectively propagating latent type information across related entities throughout the KB. Due to these learned latent types, the mean rank of embedding approaches is usually superior to that of relational feature models. Table 1 lists a comparison of GAIFMAN [23], a model based on relational features, and TRANSE [1], a model based on latent features, for the knowledge base FREEBASE, illustrating the described behavior.

Relational Features

Relational features are expressed as logical formulas. Each relational feature corresponds to a formula which is evaluated in the KB (or a part of the KB) to determine the feature’s value. For instance, the formula $\exists x (A, \text{bornIn}, x) \wedge (x, \text{capitalOf}, B)$ corresponds to a binary feature which is 1 if there exists a path of that type from entity A to entity B

via some arbitrary entity, and 0 otherwise. These features are often used in relational models [23, 30] and random-walk based models such as PRA and SFE [7, 16]. In this work, we use relational paths of length one and two. For a pair of entities (h, t) , we denote the feature vectors computed based on a set of relational features by $r_{(h,t)}$.

Latent Features

Numerous embedding methods for KBs have been proposed in recent years [1, 11, 20, 22]. Similarly to word embeddings [18], the learned representations capture several dimensions of similarity across entities and relations of a KB. Embedding methods provide fixed-size vector representations (embeddings) for all entities in the KB. In the simplest of cases, relations are modeled as translations in the entity embedding space [1]. We incorporate embedding learning objectives into KB-LRN and write e_h and e_t to refer to an embedding of a head entity and a tail entity, respectively. The advantages of latent feature models are their computational efficiency and their ability to learn latent entity types suitable for downstream ML tasks without hand-crafted or mined logical rules.

Numerical Features

Numerical features are entity features whose values can take on a very large or infinite number of real values. Two numerical features, namely geolocation and time, have been used in previous work to populate the knowledge base YAGO2 [13]. There, a set of hand-crafted heuristics was used to match geolocations and timestamps extracted from external sources to entities in YAGO2. To the best of our knowledge, there does not exist a principled approach that integrates numerical features into a relational machine learning model for KB completion. This is somewhat surprising, considering that numerical data is available in almost all existing large-scale KBs. For instance, in Freebase one can find numerical attributes such as birth and/or death dates of people, geo-coordinates for locations, and air dates of TV show episodes, to name but a few.

The assumption that numerical data is helpful for KB completion tasks is reasonable. Indeed, for several relations the differences between the *head* and *tail* are characteristic of the relation itself. For example, while the mean difference of birth years is 0.4 for the Freebase relation `/people/marriage/spouse`, it is 32.4 for the relation `/person/children`. These observations indicate that the differences in these values can make the existence of a relation more or less likely. It is this intuition that motivates a KB learning framework that incorporates numerical features and, specifically, *differences* of numerical feature values. For each relation r , we identify a set of numerical features and associate numerical feature vectors n_h and n_t with the head and tail entities of each KB triple.

KB-LRN: Learning End-To-End Joint Representations for Knowledge Bases

KB-LRN provides a framework for end-to-end learning of KB representations. Let r be a relation and let (h, t) be a

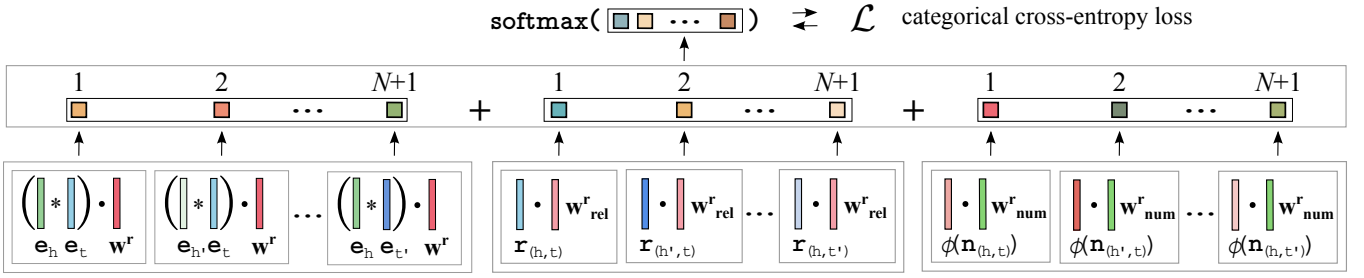


Figure 2: An illustration of an instance of KBLRN. For every relation, there is a separate parameterization for the different feature types. The entities h' and t' are two of N randomly sampled entities. The scores of the various submodels are added and normalized with a softmax function. A categorical cross-entropy loss is applied to the normalized scores.

pair of entities that is used to update the networks parameters either as a positive or a negative example. If (h, r, t) holds in the KB, the pair's vector representations are used as positive training examples. Negative training examples are the vector representations generated for random pairs (h, t) for which (h, r, t) does not hold in the KB. The input of the learning framework receives some combination of relational feature vectors $\mathbf{r}_{(h,t)}$, latent feature vectors e_h and e_t ; and the difference of the numerical feature vectors, denoted by $\mathbf{n}_{(h,t)} := \mathbf{n}_h - \mathbf{n}_t$. Figure 2 depicts an instance of KBLRN with the DISTMULT scoring function. For the scoring function of DISTMULT and a given triple (h, r, t) , KBLRN computes the following combined scoring function

$$\begin{aligned} s(h, r, t) &= (e_h * e_t) \cdot \mathbf{w}^r \\ &+ \mathbf{r}_{(h,t)} \cdot \mathbf{w}_{\text{rel}}^r \\ &+ \phi(\mathbf{n}_{(h,t)}) \cdot \mathbf{w}_{\text{num}}^r \end{aligned} \quad (1)$$

where $*$ is the element-wise product, \cdot is the dot product, \mathbf{w}^r , $\mathbf{w}_{\text{rel}}^r$, $\mathbf{w}_{\text{num}}^r$ are the parameter vectors for the latent, relational, and numerical features corresponding to the relation r , and ϕ is the radial basis function (RBF) applied element-wise to $\mathbf{n}_{(h,t)}$. In KBLRN, the numerical features are combined with the other feature types by summing their scores with those of the other feature types.

For numerical features, an activation function should fire when the difference of values is in a specific *range*. For example, going back to the previous example, we want the activation to be high when the difference of the birth years between a parent and its child is close to 32.4 years. Commonly used activation functions such as sigmoid or tanh are not suitable here, since they saturate whenever they exceed a certain threshold. For each relation r and the d_n corresponding relevant numerical features, therefore, we apply a radial basis function over the differences of values $\phi(\mathbf{n}_{(h,t)}) = [\phi(\mathbf{n}_{(h,t)}^{(1)}), \dots, \phi(\mathbf{n}_{(h,t)}^{(d_n)})]$, where

$$\phi(\mathbf{n}_{(h,t)}^{(i)}) = \exp\left(\frac{-\|\mathbf{n}_{(h,t)}^{(i)} - c_i\|_2^2}{\sigma_i^2}\right).$$

This results in the RBF kernel being activated whenever the difference of values is close to the expected value c_i . We present an evaluation of several alternative strategies for incorporating numerical features in the experimental section.

Note that the dimensionality of the parameter vectors $\mathbf{w}_{\text{rel}}^r$ and $\mathbf{w}_{\text{num}}^r$ depends on the number of relational and numerical features for relation r . If there are no relational or numerical features for a given triple, the corresponding scores are zero. For the sake of clarity, we do not include the bias terms.

As in previous work [14, 30], we use the softmax function to normalize the scores into probabilities

$$P(t | h, r) = \frac{\exp(s(h, r, t))}{\sum_{t' \in \mathbf{E}} \exp(s(h, r, t'))}, \quad (2)$$

where \mathbf{E} is a set of entities. In practice, we replace the set of all entities \mathbf{E} in Equation (2) with a set of exactly N entities sampled uniformly at random for each training triple. This is often referred to as negative sampling. While other loss functions such as the margin-based ranking loss are also possible choices, we found that the categorical cross-entropy loss in conjunction with the softmax activation achieved the best results

$$\mathcal{L} = - \sum_{(h,r,t) \in \mathbf{T}} \log(P(t | h, r)) + \log(P(h | t, r)),$$

where \mathbf{T} is the set of training triples. During test time, we use the triple scoring function s to rank the candidate completions. Figure 2 illustrates the general KBLRN representation learning framework.

Related Work

A combination of latent and relational features has been explored by Toutanova et al. [30, 31]. There, a weighted combination of two independently learned models, a latent feature model [34] and a model fed with a binary vector reflecting the presence of paths of length one between the *head* and *tail*, is proposed. These simple relational features aim at capturing association strengths between pairs of relationships (e.g. contains and contained.by). [25] proposed a method that learns implicit associations between pairs of relations in addition to a latent feature model in the context of relation extraction. [8] modifies the path ranking algorithm (PRA) [16] to incorporate latent representations into models based on random walks in KBs. [7] extracted relational features other than paths to better capture entity type information. There are a number of recent approaches that

combine relational and latent representations by incorporating known logical rules into the embedding learning formulation [10, 19, 26]. Despite its simplicity, KBLRN’s combination of relational and latent representations significantly outperforms all these approaches.

There exists additional work on combining various types of KB features. [21] proposed a modification of the well-known tensor factorization method RESCAL [22], called ARE, which adds a learnable matrix that weighs a set of metrics (e.g. Common Neighbors) between pairs of entities; [6] proposed a combination of latent features, aiming to take advantage of the different interaction patterns between the elements of a triple.

KBLRN is different to these approaches in that (i) we incorporate numerical features for KB completion, (ii) we propose a unifying end-to-end learning framework that integrates arbitrary relational, latent, and numerical features.

Experiments

We conducted experiments on six different knowledge base completion data sets. Primarily, we wanted to understand for what type of relations numerical features are helpful and what input representation of numerical features achieves the best results. An additional objective was the comparison to state of the art methods.

Datasets

We conducted experiments on six different data sets: FB15k, FB15k-237, FB15k-num, FB15k-237-num, WN18, and FB122. FB15k [1] and Wordnet (WN) [2] are knowledge base completion data sets commonly used in the literature. The FB15k data set is a representative subset of the Freebase knowledge base. WN18 represents lexical relations between word senses. The two data sets are being increasingly criticized for the frequent occurrence of reverse relations causing simple relational baselines to outperform most embedding-based methods [30]. For these reasons, we also conducted experiments with FB15k-237 a variant of FB15k where reverse relations have been removed [30]. FB122 is a subset of FB15k focusing on relations pertaining to the topics of “people”, “location”, and “sports.” In previous work, a set of 47 logical rules was created for FB122 and subsequently used in experiments for methods that take logical rules into account [10, 19].

The main objective of this paper is to investigate the impact of incorporating numerical features. Hence, we created two additional data set by removing those triples from FB15k’s and FB15k-237’s validation and test sets where numerical features are never used for the triples’ relation type. Hence, the remaining test and validation triples lead to completion queries where the numerical features under consideration are potentially used. We refer to these new data sets as FB15k-num and FB15k-237-num. A similar methodology can be followed to evaluate the performance on a different set of numerical features. We extracted numerical data from the 1.9 billion triple Freebase RDF dump¹ by mining triples that associate entities

to literals of some numerical type. For example, the relation `/location/geocode/latitude` maps entities to their latitude. We performed the extraction for all entities in FB15k but only kept a numerical feature if at least 5 entities had values for it. This resulted in 116 different numerical features and 12,826 entities for which at least one of the numerical features had a value. On average each entity had 2.3 numerical features with a value. The data set with numerical features will be made available to the public. Since numerical data is not available for Wordnet, we do not perform experiments with numerical features for variants of this KB.

Each data set contains a set of triples that are known to be true (usually referred to as positive triples). Statistics of the data sets are provided in Table 2. Since the identifiers for entities and relations have been changed in FB13 [29], we could not extract numerical features for the data set and excluded it from the experiments.

General Set-up

We evaluated the different methods by their ability to answer completion queries of the form $(h, r, ?)$ and $(?, r, t)$. For queries of the form $(h, r, ?)$, we replaced the tail by each of the KB’s entities in turn, sorted the triples based on the scores or probabilities returned by the different methods, and computed the rank of the correct entity. We repeated the same process for the queries of type $(?, r, t)$. We follow the filtered setting described in [1] which removes correct triples that are different to the target triple from the ranked list. The mean of all computed ranks is the mean rank (lower is better) and the fraction of correct entities ranked in the top n is called $\text{hits}@n$ (higher is better). We also compute the mean reciprocal rank (MRR) which is an evaluation measure for rankings that is less susceptible to outliers (higher is better).

We conduct experiments with the scoring function of DISTMULT [34] which is an application of parallel factor analysis to multi-relational graphs. For a review on parallel factor analysis we refer the reader to [12]. We validated the embedding size of KBLRN from the values $\{100, 200\}$ for all experiments. These values are used in most of the literature on KB embedding methods. For all other embedding methods, we report the original results from the literature or run the authors’ original implementation. For FB15k and FB15k-237, the results for DistMult, Complex, and R-GCN+ are taken from [28]; results for Node+LinkFeat are taken from [30]; and results for TransE were obtained with an implementation of the authors of the original paper². For WN18-rules and FB122-all, the results for TransE, TransH, TransR, and KALE are taken from [10], and results for ComplEx and ASR-ComplEx are taken from [19]. All methods were tuned for each of the respective data sets.

For the data sets FB15k, FB15k-237, and their numerical versions, we used all relational paths of length one and two found in the training data as relational features. These correspond to the formula types (h, r, t) (1-paths) and $\exists x (h, r_1, x) \wedge (x, r_2, t)$ (2-paths). We computed these relational paths with AMIE+[5], a highly efficient system for mining logical rules from knowledge bases. We used the

¹<https://developers.google.com/freebase/>

²<https://github.com/glorotxa/SME>

Data set	FB15k	FB15k-num	FB15k-237	FB15k-237-num	WN18	FB122
Entities	14,951	14,951	14,541	14,541	40,943	9,738
Relation types	1,345	1,345	237	237	18	122
Training triples	483,142	483,142	272,115	272,115	141,442	91,638
Validation triples	50,000	5,156	17,535	1,058	5,000	9,595
Test triples	59,071	6,012	20,466	1,215	5,000	11,243
Relational features	90,318	90,318	7,834	7,834	14	47

Table 2: Statistics of the data sets.

$\mathbf{n}_{(h,t)}$	MR	MRR	Hits@1	Hits@10
sign	231	29.7	20.1	50.1
RBF	121	31.4	21.2	52.3

Table 3: KBLRN for two possible input representations of numerical features for FB15k-237-num.

standard settings of AMIE+ with the exception that the minimal head support was set to 1. With these settings, AMIE+ returns horn rules of the form $\text{body} \Rightarrow (x, r, y)$ that are present for at least 1% of the triples of the form (x, r, y) . For each relation r , we used the body of those rules where r occurs in the head as r 's relational path features. For instance, given a rule such as $(x, r_1, z), (z, r_2, y) \Rightarrow (x, r, y)$, we introduce the relational feature $\exists x (h, r_1, x) \wedge (x, r_2, t)$ for the relation r . For the data sets WN18 and FB122, we used the set of logical formulas previously used in the literature [10]. Using the same set of relational features allows us to compare KBLRN with existing approaches that incorporate logical rules into the embedding learning objective [10, 19].

With the exception of the RBF parameters, all network weights are initialized following [9]. The parameters of KBLRN's RBF kernels are initialized and fixed as follows

- $c_i = \frac{1}{|\mathbf{T}|} \sum_{(h,r,t) \in \mathbf{T}} \mathbf{n}_{(h,t)}^{(i)}$, where \mathbf{T} is the set of training triples (h, r, t) for the relation r for which both $\mathbf{n}_h^{(i)}$ and $\mathbf{n}_t^{(i)}$ have a value.
- $\sigma_i = \sqrt{\frac{1}{|\mathbf{T}|} \sum_{(h,r,t) \in \mathbf{T}} (\mathbf{n}_{(h,t)}^{(i)} - c_i)^2}$.

For each relation r we only included a numerical feature if, in at least $\tau = 90\%$ of training triples, both the head and the tail had a value for it. This ensures that there is enough training data to learn the parameters for the RBFs but also to increase the likelihood that the feature is usable during test time. For $\tau = 90\%$ there were 105 relations in FB15k for which at least one numerical feature was included during learning, and 33 relations in FB15k-237. For KBLRN we used ADAM[15] for parameter learning in a mini-batch setting with a learning rate of 0.001, the categorical cross-entropy as loss function and the number of epochs was set to 100. We validated every 5 epochs and stopped learning whenever the MRR values on the validation set decreased. The batch size was set to 512 and the number N of negative samples to 500 for all experiments. KBLRN was implemented with the Theano wrapper Keras [3]. All experiments were run on commodity hardware with 128GB RAM, a single 2.8 GHz CPU, and a TitanX GPU.

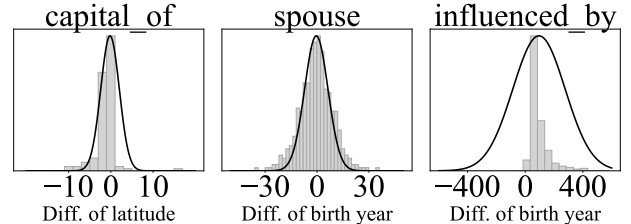


Figure 3: Histograms and fitted RBFs for three representative relations with numerical features.

We use the abbreviations $\text{KB}_{\text{suffix}}$ to refer to the different instances of KBLRN. *suffix* is a combination of the letters L (Latent), R (Relational) and N (Numerical) to indicate the inclusion of each of the three feature types.

Representations of Numerical Features

We experimented with different strategies for incorporating raw numerical features. For the difference of feature values the simplest method is the application of the sign function. For a numerical attribute i , the activation is either 1 or -1 depending on whether the difference $\mathbf{n}_h^{(i)} - \mathbf{n}_t^{(i)}$ is positive or negative. For a more nuanced representation of differences of numerical features, a layer of RBF kernels is a suitable choice since the activation is here highest in a particular range of input values. The RBF kernel might not be appropriate, however, in cases where the underlying distribution is not normal.

To evaluate different input representations, we conducted experiments with KBLRN on the FB15k-237-num data set. Table 3 depicts the KB completion performance of two representation strategies for the difference of head and tail values. Each row corresponds to one evaluated strategy. “sign” stands for applying the sign function to the difference of numerical feature values. RBF stands for using an RBF kernel layer for the differences of numerical feature values. All results are for the FB15k-237-num test triples.

The RBF kernels outperform the sign functions significantly. This indicates that the difference of feature values is often distributed normally and that having a region of activation is beneficial. Given these results, we use the RBF input layer for $\mathbf{n}_{(h,t)}$ for the remainder of the experiments.

Comparison to State of the Art

For the standard benchmark data sets FB15k and FB15k-237, we compare KBLRN with TRANSE, DISTMULT,

	FB15k				FB15k-237			
	MR	MRR	Hits@1	Hits@10	MR	MRR	Hits@1	Hits@10
TRANSE	51	44.3	25.1	76.3	214	25.1	14.5	46.3
DISTMULT[28]	-	65.4	54.6	82.4	-	19.1	10.6	37.6
COMPLEX[28]	-	69.2	59.9	84.0	-	20.1	11.2	38.8
NODE+LINKFEAT[30]	-	82.2	-	87.0	-	23.7	-	36.0
R-GCN+[28]	-	69.6	60.1	84.2	-	24.8	15.3	41.7
CONVE[4]	64	74.5	67.0	87.3	330	30.1	22.0	45.8
without numerical features								
KBL	69	77.4	71.2	87.6	231	30.1	21.4	47.5
KBR	628	78.7	75.6	84.3	2518	18.0	12.8	28.5
KBLR	45	79.0	74.2	87.3	231	30.6	22.0	48.2
with numerical features								
KBLN	66	78.3	72.6	87.8	229	30.4	22.0	47.0
KBRN	598	78.7	75.6	84.2	3303	18.2	13.0	28.7
KBLRN	44	79.4	74.8	87.5	209	30.9	21.9	49.3

Table 4: Results (filtered setting) for KBLRN and state of the art approaches.

	FB15k-num				FB15k-237-num			
	MR	MRR	Hits@1	Hits@10	MR	MRR	Hits@1	Hits@10
TRANSE	25	34.7	5.5	79.9	158	21.8	10.41	45.6
DISTMULT	39	72.6	62.1	89.7	195	26.4	16.4	47.3
without numerical features								
KBL	39	72.6	62.1	89.7	195	26.4	16.4	47.3
KBR	399	84.7	81.6	90.1	3595	23.6	17.8	36.1
KBLR	28	85.3	80.3	92.4	232	29.3	19.7	49.2
with numerical features								
KBLN	32	73.6	63.0	90.7	122	28.6	17.9	51.6
KBRN	68	84.0	80.6	90.0	600	26.1	19.3	39.7
KBLRN	25	85.9	81.0	92.9	121	31.4	21.2	52.3

Table 5: Results (filtered setting) on the data sets where the test and validation sets are comprised of those triples whose type could potentially benefit from numerical features.

	WN18+rules[10]					FB122-all[10]				
	MR	MRR	Hits@3	Hits@5	Hits@10	MR	MRR	Hits@3	Hits@5	Hits@10
TRANSE	-	45.3	79.1	89.1	93.6	-	48.0	58.9	64.2	70.2
TRANSH	-	56.0	80.0	86.1	90.0	-	46.0	53.7	59.1	66.0
TRANSR	-	51.4	69.7	77.5	84.3	-	40.1	46.4	52.4	59.3
KALE-PRE	-	53.2	86.4	91.9	94.4	-	52.3	61.7	66.2	71.8
KALE-JOINT	-	66.2	85.5	90.1	93.0	-	52.3	61.2	66.4	72.8
COMPLEX	-	94.2	94.7	95.0	95.1	-	64.1	67.3	69.5	71.9
ASR-COMPLEX	-	94.2	94.7	95.0	95.1	-	69.8	71.7	73.6	75.7
KBL	537	80.8	92.5	93.7	94.7	117	69.5	74.6	77.2	80.0
KBR	7113	72.0	72.1	72.1	72.1	2018	54.7	54.7	54.7	54.7
KBLR	588	93.6	94.5	94.8	95.1	113	70.2	74.0	77.0	79.7

Table 6: Results (filtered setting) for KBLRN for KB completion benchmarks where logical rules are provided [10].

COMPLEX [32], R-GCN+ [28], and ConvE [4]. We also included the relational baseline model proposed by Toutanova et al. [30]. For DISTMULT and R-GCN+ we obtained the results from [28]; results for Node+LinkFeat are taken from [30]; results for ConvE are taken from [4]. The results for TransE were determined with the code provided by the

authors.

Table 4 lists the KB completion results. KBLRN is competitive with state of the art knowledge base completion methods on FB15k and significantly outperforms all other methods on the more challenging FB15k-237 data set. Since the fraction of triples that can potentially benefit from nu-

Relation	KBLR		KBLRN	
	MRR	H@10	MRR	H@10
capital_of	5.7	13.6	14.6	18.2
spouse_of	4.4	0.0	7.9	0.0
influenced_by	7.3	20.9	9.9	26.8

Table 7: MRR and hits@10 results (filtered) for KBLRN with and without numerical features in FB15k-237. Results improve for relations where the difference of the relevant features is approximately normal (see Figure 3).

	MR		MRR	
	ONE	MANY	ONE	MANY
KBLR	42	201	74.9	21.0
KBLRN	60	135	74.2	22.8

Table 8: MR and MRR results (filtered) on FB15k-237-num based on the cardinality of the test queries.

numerical features is very small for FB15k, the inclusion of numerical features is only slightly beneficial. For FB15k-237, however, the numerical features significantly improve the results.

For the numerical versions of FB15k and FB15k-237, we compared KBLRN to TransE and DistMult. Table 5 lists the results for the KB completion task on these data sets. KBLRN significantly outperforms the KB embedding approaches. The positive impact of including the numerical features is significant.

For the data sets WN18-rules and FB122-all we compared KBLRN to KB embedding methods TransE, TransR [17], TransH [33], and ComplEx [32] as well as state of the art approaches for incorporating logical rules into the learning process. The experimental set-up is consistent with that of previous work. Table 6 lists the results for the KB completion task on these data sets. KBLRN combining relational and latent representations significantly outperforms existing approaches on FB122 with exactly the same set of rules. This provides evidence that KBLRN’s strategy to combine latent and relational features is effective despite its simplicity relative to existing approaches. For WN18+rules, KBLRN is competitive with ComplEx, the best performing method on this data set. In addition, KBLRN’s performance improves significantly when relational and latent representations are combined. In contrast, ASR-COMPLEX is not able to improve the results of ComplEx, its underlying latent representation.

The Impact of Numerical Features

The integration of numerical features improves KBLRN’s performance significantly. We performed several additional experiments so as to gain a deeper understanding of the impact numerical features have.

Table 7 compares KBLRN’s performance with and without integrating numerical features on three relations. The performance of the model with numerical features is clearly superior for all three relationships (capital_of, spouse

	AUC-PR	MR	MRR
TRANSE	0.837	231	26.5
KBLR	0.913	94	66.8
KBLRN	0.958	43	70.8

Table 9: AUC-PR, MR, and MRR results for the completion query (USA, /location/contains, ?).

and influenced_by). Figure 3 shows the normalized histograms for the values $n_{(h,t)}$ for these relations. We observe the differences of feature values are approximately normal.

Following previous work [1], we have classified each test query of FB15k-237-num as either ONE or MANY, depending on the whether one or many entities can complete that query (Table 8). For the queries labeled ONE the model without numerical features shows a slightly worse performance with respect to the model that makes use of them, whereas for the queries labeled MANY, KBLRN significantly outperforms KBLR in both MR and MRR.

One of the findings of this work is the lack of completeness of FB15k and FB15k-237. This results in numerous instances where the correct entity for a completion query is not contained in the ground truth (neither in the training, nor test, nor validation data set). This is especially problematic for queries where a large number of entities are correct completions. To investigate the actual benefits of the numerical features we carried out the following experiment: We manually determined all correct completions for the query (USA, /location/contains, ?). We ended up with 1619 entities that correctly complete the query. FB15k-237 contains only 954 of these correct completions. With a complete ground truth, we can now use the precision-recall area under the curve (PR-AUC) metric to evaluate KB completion methods [6, 21, 22]. A high PR-AUC represents both high recall and high precision. Table 9 lists the results for the different methods. KBLRN with numerical features consistently and significantly outperformed all other approaches.

Conclusion

We introduced KBLRN, a class of machine learning models that, to the best of our knowledge, is the first proposal aiming at integrating relational, latent, and continuous features of KBs into a single framework. KBLRN outperforms state of the art KB completion methods on a range of data sets. We show that the inclusion of numerical features is highly beneficial for KB completion tasks. We also contribute a new extension of FB15k and FB15k-237 where we associated entities with their numerical features.

References

- [1] Bordes, A.; Usunier, N.; Garcia-Duran, A.; Weston, J.; and Yakhnenko, O. 2013. Translating embeddings for modeling multi-relational data. In *Advances in Neural Information Processing Systems*, 2787–2795.
- [2] Bordes, A.; Glorot, X.; Weston, J.; and Bengio, Y. 2014. A semantic matching energy function for learning with multi-relational data. *Machine Learning* 94(2):233–259.

- [3] Chollet, F. 2016. Keras. URL <http://keras.io>.
- [4] Dettmers, T.; Minervini, P.; Stenetorp, P.; and Riedel, S. 2017. Convolutional 2d knowledge graph embeddings. *arXiv preprint arXiv:1707.01476*.
- [5] Galárraga, L.; Teflioudi, C.; Hose, K.; and Suchanek, F. M. 2015. Fast rule mining in ontological knowledge bases with amie+. *The VLDB Journal* 24(6):707–730.
- [6] Garcia-Duran, A.; Bordes, A.; Usunier, N.; and Grandvalet, Y. 2015. Combining two and three-way embeddings models for link prediction in knowledge bases. *arXiv preprint arXiv:1506.00999*.
- [7] Gardner, M., and Mitchell, T. M. 2015. Efficient and expressive knowledge base completion using subgraph feature extraction. In *EMNLP*, 1488–1498.
- [8] Gardner, M.; Talukdar, P. P.; Krishnamurthy, J.; and Mitchell, T. 2014. Incorporating vector space similarity in random walk inference over knowledge bases. In *EMNLP*.
- [9] Glorot, X., and Bengio, Y. 2010. Understanding the difficulty of training deep feedforward neural networks. In *AISTATS*, volume 9, 249–256.
- [10] Guo, S.; Wang, Q.; Wang, L.; Wang, B.; and Guo, L. 2016. Jointly embedding knowledge graphs and logical rules. In *EMNLP*, 192–202.
- [11] Guu, K.; Miller, J.; and Liang, P. 2015. Traversing knowledge graphs in vector space. In *EMNLP*.
- [12] Harshman, R. A., and Lundy, M. E. 1994. Parafac: Parallel factor analysis. *Computational Statistics & Data Analysis* 18(1):39–72.
- [13] Hoffart, J.; Suchanek, F. M.; Berberich, K.; and Weikum, G. 2013. Yago2: A spatially and temporally enhanced knowledge base from wikipedia. *Artificial Intelligence* 194:28–61.
- [14] Kadlec, R.; Bajgar, O.; and Kleindienst, J. 2017. Knowledge base completion: Baselines strike back. *arXiv preprint arXiv:1705.10744*.
- [15] Kingma, D., and Ba, J. 2014. Adam: A method for stochastic optimization. *arXiv preprint arXiv:1412.6980*.
- [16] Lao, N.; Mitchell, T.; and Cohen, W. W. 2011. Random walk inference and learning in a large scale knowledge base. In *EMNLP*, 529–539.
- [17] Lin, Y.; Liu, Z.; Sun, M.; Liu, Y.; and Zhu, X. 2015. Learning entity and relation embeddings for knowledge graph completion. In *AAAI*, 2181–2187.
- [18] Mikolov, T.; Sutskever, I.; Chen, K.; Corrado, G. S.; and Dean, J. 2013. Distributed representations of words and phrases and their compositionality. In *NIPS*, 3111–3119.
- [19] Minervini, P.; Demeester, T.; Rocktäschel, T.; and Riedel, S. 2017. Adversarial sets for regularised neural link predictors. In *UAI*.
- [20] Nickel, M.; Murphy, K.; Tresp, V.; and Gabrilovich, E. 2016. A review of relational machine learning for knowledge graphs. *Proceedings of the IEEE* 104(1):11–33.
- [21] Nickel, M.; Jiang, X.; and Tresp, V. 2014. Reducing the rank in relational factorization models by including observable patterns. In *NIPS*, 1179–1187.
- [22] Nickel, M.; Tresp, V.; and Krieger, H.-P. 2011. A three-way model for collective learning on multi-relational data. In *ICML*, 809–816.
- [23] Niepert, M. 2016. Discriminative gaifman models. In *NIPS*, 3405–3413.
- [24] Raedt, L. D.; Kersting, K.; Natarajan, S.; and Poole, D. 2016. Statistical relational artificial intelligence: Logic, probability, and computation. *Synthesis Lectures on Artificial Intelligence and Machine Learning* 10(2):1–189.
- [25] Riedel, S.; Yao, L.; McCallum, A.; and Marlin, B. M. 2013. Relation extraction with matrix factorization and universal schemas.
- [26] Rocktäschel, T.; Singh, S.; and Riedel, S. 2015. Injecting logical background knowledge into embeddings for relation extraction. In *HLT-NAACL*, 1119–1129.
- [27] Russell, S., and Norvig, P. 2009. *Artificial Intelligence: A Modern Approach*. Prentice Hall Press, 3rd edition.
- [28] Schlichtkrull, M.; Kipf, T. N.; Bloem, P.; Berg, R. v. d.; Titov, I.; and Welling, M. 2017. Modeling relational data with graph convolutional networks. *arXiv preprint arXiv:1703.06103*.
- [29] Socher, R.; Chen, D.; Manning, C. D.; and Ng, A. Y. 2013. Reasoning with neural tensor networks for knowledge base completion. In *NIPS*, 926–934.
- [30] Toutanova, K., and Chen, D. 2015. Observed versus latent features for knowledge base and text inference. In *Proceedings of the 3rd Workshop on Continuous Vector Space Models and their Compositionality*, 57–66.
- [31] Toutanova, K.; Chen, D.; Pantel, P.; Poon, H.; Choudhury, P.; and Gamon, M. 2015. Representing text for joint embedding of text and knowledge bases. In *EMNLP*, 1499–1509.
- [32] Trouillon, T.; Welbl, J.; Riedel, S.; Gaussier, E.; and Bouchard, G. 2016. Complex embeddings for simple link prediction. In *ICML*, 2071–2080.
- [33] Wang, Z.; Zhang, J.; Feng, J.; and Chen, Z. 2014. Knowledge graph embedding by translating on hyperplanes. In *AAAI*, 1112–1119.
- [34] Yang, B.; Yih, W.-t.; He, X.; Gao, J.; and Deng, L. 2014. Learning multi-relational semantics using neural-embedding models. *arXiv preprint arXiv:1411.4072*.