

# Simple Compact Monotone Tree Drawings<sup>\*</sup>

Anargyros Oikonomou<sup>1</sup>, Antonios Symvonis<sup>2</sup>

<sup>1</sup> School of Electrical & Computer Engineering, National Technical University of Athens, Greece

<sup>2</sup> School of Applied Mathematical & Physical Sciences, National Technical University of Athens, Greece

**Abstract.** A monotone drawing of a graph  $G$  is a straight-line drawing of  $G$  such that every pair of vertices is connected by a path that is monotone with respect to some direction.

Trees, as a special class of graphs, have been the focus of several papers and, recently, He and He [6] showed how to produce a monotone drawing of an arbitrary  $n$ -vertex tree that is contained in a  $12n \times 12n$  grid.

In this paper, we present a simple algorithm that constructs for each arbitrary tree a monotone drawing on a grid of size at most  $n \times n$ .

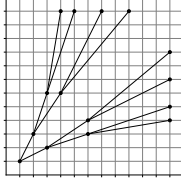
## 1 Introduction

A *straight-line drawing*  $\Gamma$  of a graph  $G$  is a mapping of each vertex to a distinct point on the plane and of each edge to a straight-line segment between the vertices. A path  $P = \{p_0, p_1, \dots, p_n\}$  is *monotone* if there exists a line  $l$  such that the projections of the vertices of  $P$  on  $l$  appear on  $l$  in the same order as on  $P$ . A straight-line drawing  $\Gamma$  of a graph  $G$  is *monotone*, if a *monotone* path connects every pair of vertices.

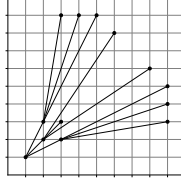
*Monotone graph drawing* has gained the recent attention of researchers and several interesting results have appeared. Given a planar fixed embedding of a planar graph  $G$ , a planar monotone drawing of  $G$  can be constructed, but at the cost of some bends on some edges [2]. In the variable embedding setting, we can construct a planar monotone drawing of any planar graph without any bends [8].

One way to find a monotone drawing of a graph is to simply find a monotone drawing of one of its spanning trees. For that reason, the problem of finding monotone drawings of trees has been the subject of several recent papers, starting from the work by Angelini et al. [1] which introduced monotone graph drawings. Angelini et al. [1] provided two algorithms that used ideas from number theory and more specifically Stern-Brocot trees [10,3], [4, Sect. 4.5]. The first algorithm used a grid of size  $O(n^{1.6}) \times O(n^{1.6})$  (BFS-based algorithm) while the second one used a grid of size  $O(n) \times O(n^2)$  (DFS-based algorithm). Later, Kindermann et al. [9] provided an algorithm based on Farey sequence (see [4, Sect. 4.5]) that

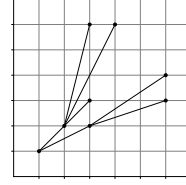
<sup>\*</sup> The work of Prof. Symvonis was supported by the iRead H2020 research grant (No. 731724).



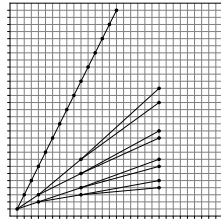
**Fig. 1.** 3-layer full binary tree (15 nodes).



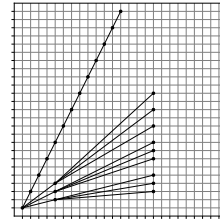
**Fig. 2.** 2-layer full ternary tree (13 nodes).



**Fig. 3.** Tree used in [5,6].



**Fig. 4.** 3-layer full binary tree plus path (29 nodes).



**Fig. 5.** 2-layer full ternary tree plus path (25 nodes).

used a grid of size  $O(n^{1.5}) \times O(n^{1.5})$ . He and He [7] gave an algorithm based on Farey sequence and reduced the required grid size to  $O(n^{1.205}) \times O(n^{1.205})$ , which was the first result that used less than  $O(n^3)$  area. Recently, He and He [5] firstly reduced the grid size for a monotone tree drawing to  $O(n \log(n)) \times O(n \log(n))$  and, in a sequel paper, to  $O(n) \times O(n)$  [6]. Their monotone tree drawing uses a grid of size at most  $12n \times 12n$  which turns out to be asymptotically optimal as there exist trees which require at least  $\frac{n}{12} \times \frac{n}{12}$  area [6].

**Our Contribution:** We provide a simple algorithm that given any  $n$ -vertex tree  $T$ , outputs a monotone drawing of  $T$  on a grid of size  $n \times n$ . Example drawings of our algorithm appear at Figures 1-5. Our algorithm does not employ number theory techniques but a rather simple weighting method and some simple facts from geometry that can be more analytically expressed. Due to space limitation, some proofs have been moved to an appendix.

## 2 Definitions and Preliminaries

Let  $\Gamma$  be a drawing of a graph  $G$  and  $(u, v)$  be an edge from vertex  $u$  to vertex  $v$  in  $G$ . The slope of edge  $(u, v)$ , denoted by  $slope(u, v)$ , is the angle spanned by a counter-clockwise rotation that brings a horizontal half-line starting at  $u$  and directed towards increasing x-coordinates to coincide with the half-line starting

at  $u$  and passing through  $v$ . We consider slopes that are equivalent modulo  $2\pi$  as the same slope. Observe that  $\text{slope}(u, v) = \text{slope}(v, u) - \pi$ .

Let  $T$  be a tree rooted at a node  $r$ . Denote by  $T_u$  the subtree of  $T$  rooted at a node  $u$ . By  $|T_u|$  we denote the number of vertices of  $T_u$ . In the rest of the paper, we assume that all tree edges are directed away from the root.

In order to simplify the description of our algorithm, we extend the definition of *slope-disjoint* tree drawings given by Angelini et al. [1]. More specifically, a tree drawing  $\Gamma$  of a rooted tree  $T$  is called a *non-strictly slope-disjoint* drawing if the following conditions hold:

1. For every node  $u \in T$ , there exist two angles  $a_1(u)$  and  $a_2(u)$ , with  $0 \leq a_1(u) < a_2(u) \leq \pi$  such that for every edge  $e$  that is either in  $T_u$  or enters  $u$  from its parent, it holds that  $a_1(u) < \text{slope}(e) < a_2(u)$ .
2. For every two nodes  $u, v \in T$  such that  $v$  is a child of  $u$ , it holds that  $a_1(u) \leq a_1(v) < a_2(v) \leq a_2(u)$ .
3. For every two nodes  $u_1, u_2$  with the same parent, it holds that either  $a_1(u_1) < a_2(u_1) \leq a_1(u_2) < a_2(u_2)$  or  $a_1(u_2) < a_2(u_2) \leq a_1(u_1) < a_2(u_1)$ .

The idea behind the original definition of slope-disjoint tree drawings is that all edges in the subtree  $T_u$  as well as the edge entering  $u$  from its parent will have slopes that *strictly* fall within the angle range  $(a_1(u), a_2(u))$  defined for vertex  $u$ .  $(a_1(u), a_2(u))$  is called the *angle range of  $u$*  with  $a_1(u)$  and  $a_2(u)$  being its *boundaries*. In our extended definition, we allow for angle ranges of adjacent vertices (parent-child relationship) or sibling vertices (children of the same parent) to share angle range boundaries. Note that replacing the “ $\leq$ ” symbols in our definition by the “ $<$ ” symbol gives us the original definition of Angelini et al. [1] for the slope disjoint tree drawings.

**Lemma 1.** *Every non-strictly slope-disjoint drawing of a tree  $T$  is also a slope-disjoint drawing.* [See Appendix.]

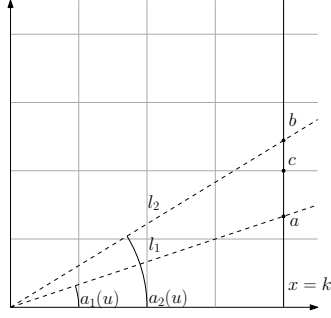
**Theorem 1.** [1] *Every slope-disjoint drawing of a tree is monotone.*

**Theorem 2.** *Every non-strictly slope-disjoint drawing of a tree is monotone.*

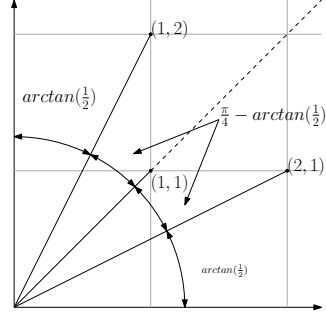
Based on geometry, we now prove that it is always possible to identify points on a grid that satisfy several properties with respect to their location.

**Lemma 2.** [See Fig. 6.] *Consider two angles  $\theta_1, \theta_2$  with  $0 \leq \theta_1 < \theta_2 \leq \frac{\pi}{4}$ , and let  $d = \lceil \frac{1}{\theta_2 - \theta_1} \rceil$ . Then, edge  $e$  connecting the origin  $(0, 0)$  to point  $p = (d, \lfloor \tan(\theta_1)d + 1 \rfloor)$  satisfies  $\theta_1 < \text{slope}(e) < \theta_2$ .*

**Lemma 3.** [See Fig. 7.] *Consider angles  $\theta_1, \theta_2$  with  $0 \leq \theta_1 < \theta_2 \leq \frac{\pi}{2}$  and let  $d = \lceil \frac{1}{\theta_2 - \theta_1} \rceil$ . Then, a grid point  $p$  such that the edge  $e$  that connects the origin  $(0, 0)$  to  $p$  satisfies  $\theta_1 < \text{slope}(e) < \theta_2$ , can be identified as follows:*



**Fig. 6.** Geometric representation of Lemma 2.



**Fig. 7.** Point, slopes angular sectors used in Lemma 3.

$$\theta_2 - \theta_1 > \frac{\pi}{4} : \quad p = (1, 1)$$

$$\frac{\pi}{4} \geq \theta_2 - \theta_1 > \arctan(\frac{1}{2}) : \quad \begin{cases} p = (1, 2) & \text{if } \theta_1 \geq \frac{\pi}{4} \\ p = (1, 1) & \text{if } \frac{\pi}{4} > \theta_1 \geq \arctan(\frac{1}{2}) \\ p = (2, 1) & \text{if } \arctan(\frac{1}{2}) > \theta_1 \end{cases}$$

$$\arctan(\frac{1}{2}) \geq \theta_2 - \theta_1 : \quad \begin{cases} p = (d, \lfloor \tan(\theta_1)d + 1 \rfloor) & \text{if } \frac{\pi}{4} \geq \theta_2 > \theta_1 \geq 0 \\ p = (1, 1) & \text{if } \theta_2 > \frac{\pi}{4} > \theta_1 \\ p = (\lfloor \tan(\frac{\pi}{2} - \theta_2)d + 1 \rfloor, d) & \text{if } \theta_2 > \theta_1 \geq \frac{\pi}{4} \end{cases}$$

Moreover, if  $p = (x, y)$  is the identified point, it also holds that:

$$\max(x, y) \begin{cases} \leq \frac{\pi}{2} \frac{1}{\theta_2 - \theta_1} & \text{if } \theta_2 - \theta_1 > \arctan(\frac{1}{2}) \\ < \frac{1}{\theta_2 - \theta_1} + 1 & \text{if } \arctan(\frac{1}{2}) \geq \theta_2 - \theta_1 \end{cases}$$

### 3 Monotone Tree Drawing on an $n \times n$ Grid

Our tree drawing algorithm will produce a non-strictly slope-disjoint tree drawing which, by Theorem 2, is monotone. We make the assumption that the given tree is rooted, otherwise, it can be rooted at any arbitrary node. In order to describe a non-strictly slope-disjoint tree drawing, we need to identify for each vertex  $u$  of the tree a grid point to draw  $u$  as well as to assign to it two angles  $a_1(u)$ ,  $a_2(u)$ , with  $a_2(u) > a_1(u)$ . For every tree vertex, the identified grid point and the two angles should be such that the three properties of the non-strictly slope-disjoint drawing are satisfied.

The basic idea behind our algorithm is to split in a balanced way the angle range  $(a_1(u), a_2(u))$  of vertex  $u$  to its children based on the size of the subtrees rooted at them. The following lemma formalizes this idea.

**Lemma 4.** *Let  $u$  be a node of the rooted tree  $T$  such that we already have assigned values for  $a_1(u)$  and  $a_2(u)$ , with  $a_1(u) < a_2(u)$ . Let  $u_1, u_2, \dots, u_m$ ,  $m \geq 1$ ,*

be the children of  $u$  in  $T$ . Then, the following assignment of  $a_1, a_2$  for the children of  $u$  satisfies Property-2 and Property-3 of the non-strictly slope disjoint drawing:

$$a_1(u_i) = \begin{cases} a_1(u) & \text{if } i = 1 \\ a_2(u_{i-1}) & \text{if } 1 < i \leq m \end{cases}$$

$$a_2(u_i) = a_1(u_i) + (a_2(u) - a_1(u)) * \frac{|T_{u_i}|}{|T_u|-1}, \quad 1 \leq i \leq m$$

**Observation 1** If a vertex  $u$  has only one child, say  $u_1$ , then the angle assignment strategy of Lemma 4 assigns  $a_1(u_1) = a_1(u)$  and  $a_2(u_1) = a_2(u)$ , which means that the child “inherits” the angle-range of its parent.

Algorithm 1 describes our monotone tree drawing algorithm. It consists of three steps: Procedure ASSIGNANGLES which assigns angle-ranges to the vertices of the tree according to Lemma 4, Procedure DRAWVERTICES which assigns each tree vertex to a grid point according to Lemma 3 and Procedure BALANCEDTREEMONOTONEDRAW which assigns the root to point  $(0,0)$  with angle-range  $(0, \frac{\pi}{2})$  and initiates the drawing of the tree.

---

**Algorithm 1** Balanced Monotone Tree Drawing algorithm

---

```

1: procedure BALANCEDTREEMONOTONEDRAW
2: Input: An  $n$ -vertex tree  $T$  rooted at vertex  $r$ .
3: Output: A monotone drawing of  $T$  on a grid of size at most  $n \times n$ .
4:    $a_1(r) \leftarrow 0, a_2(r) \leftarrow \frac{\pi}{2}$ 
5:   ASSIGNANGLES( $r, a_1(r), a_2(r)$ )
6:   Draw  $r$  at  $(0,0)$ 
7:   DRAWVERTICES( $r$ )
8: procedure ASSIGNANGLES( $u, a_1, a_2$ )
9: Input: A vertex  $u$  and the boundaries of the angle-range  $(a_1, a_2)$  assigned to  $u$ .
10: Action: It assigns angle-ranges to the vertices of  $T_u$ .
11:   for each child  $u_i$  of  $u$  do
12:     Assign  $a_1(u_i), a_2(u_i)$  as described in Lemma 4.
13:     ASSIGNANGLES( $u_i, a_1(u_i), a_2(u_i)$ )
14: procedure DRAWVERTICES( $u$ )
15: Input: A vertex  $u$  that has already been drawn on the grid.
16: Action: It draws the vertices of  $T_u$ .
17:   for each child  $u_i$  of  $u$  do
18:     Find a valid pair  $(x, y)$  as in Lemma 3 where  $\theta_1 \leftarrow a_1(u), \theta_2 \leftarrow a_2(u)$ 
19:     If  $u$  is drawn at  $(u_x, u_y)$ , draw  $u_i$  at  $(u_x + x, u_y + y)$ 
20:     DRAWVERTICES( $u_i$ )

```

---

**Lemma 5.** The drawing produced by Algorithm 1 is monotone.

*Proof.* The angle-range assignment satisfies Property-2 and Property-3 of the non-strictly slope disjoint drawing as proved in Lemma 4. In addition, the assignment of the vertices to grid points satisfies Property-1 of the non-strictly

slope disjoint drawing as proved in Lemma 3. Thus, the produced drawing by Algorithm 1 is non-strictly slope disjoint and, by Theorem 2, it is monotone.  $\square$

It remains to establish a bound on the grid size required by Algorithm 1. Our proof will use induction on the number of tree vertices having more than one child. The following lemma will be used as the basis of our induction.

**Lemma 6.** *Let  $T$  be an  $n$ -vertex rooted tree in which all vertices have at most one child, i.e.,  $T$  is a path rooted at one of its endpoints. Then, Algorithm 1 draws  $T$  in the diagonal of an  $n \times n$  grid.*

**Lemma 7.** *Let  $T$  be a rooted tree in which  $k > 0$  of its vertices have at least two children. Let  $u$  be a vertex with at least two children and, moreover, every other vertex in  $T_u$  has at most one child. Let  $T'$  be the tree derived by replacing (in  $T$ ) the subtree  $T_u$  by a path of length  $|T_u|$ . Then, the size of the grid which Algorithm 1 uses in the worst case for the drawing of  $T$  is smaller or equal to the size of the grid it uses in the worst case for the drawing of  $T'$ .*

*Proof.* Let  $u$  be a vertex as the one stated in the lemma, i.e., in  $T_u$ ,  $u$  is the only vertex having at least two children. Let  $u_1, u_2, \dots, u_m$ ,  $m \geq 2$ , be the children of  $u$ , and let  $T_{u_i}$  be the subtree rooted at  $u_i$ . Note that each  $T_{u_i}$  is a path. From Observation 1, we recall that for each node in  $T_{u_i}$ , the assigned values for  $a_1$  and  $a_2$  by Algorithm 1 will be the same as  $a_1(u_i)$  and  $a_2(u_i)$ . Let  $\phi(u) = a_2(u) - a_1(u)$ . We consider two subcases based on whether  $\arctan(\frac{1}{2}) \geq \phi(u)$  or not.

**Case-1:**  $\arctan(\frac{1}{2}) \geq \phi(u)$ . Since Algorithm 1 performs its angle-range assignment based on Lemma 4, for each child of  $u$  we have that  $\phi(u_i) = a_2(u_i) - a_1(u_i) = \frac{|T_{u_i}|}{|T_u|-1} \phi(u)$ . Observe that it also holds that  $\phi(u_i) \leq \arctan(\frac{1}{2})$ .

A node in  $T_{u_i}$  is drawn, based on Lemma 3 where  $\theta_1 \leftarrow a_1(u_i)$  and  $\theta_2 \leftarrow a_2(u_i)$ , in a grid of length at most  $\frac{1}{\theta_2(u_i) - \theta_1(u_i)} + 1$  if its parent is considered to be drawn at the origin. So, the length of the total grid that is used for the drawing of path  $T_{u_i}$  is at most:  $|T_{u_i}|(\frac{1}{\theta_2(u_i) - \theta_1(u_i)} + 1) = |T_{u_i}| \frac{1}{\frac{|T_{u_i}|}{|T_u|-1} \phi(u)} + |T_{u_i}|$

$$= \frac{|T_{u_i}|-1}{\phi(u)} + |T_{u_i}| \leq \frac{|T_u|-1}{\phi(u)} + |T_u| - 1 = (|T_u| - 1)(\frac{1}{\phi(u)} + 1).$$

The last term is the maximum grid length dictated by Lemma 3 for the drawing of a path of size  $|T_u|$  with  $\theta_1 \leftarrow a_1(u)$  and  $\theta_2 \leftarrow a_2(u)$ . Note also that in Algorithm 1 the largest grid devoted to any of  $T_{u_i}$ ,  $1 \leq i \leq m$ , determines the grid size of the drawing of  $T_u$  since the subtrees rooted at children of  $u$  are drawn completely inside non-overlapping (but possibly touching) angular sectors. The above statement holds because all the grids that will be used for the subtrees have the same origin ( $u$ ) and all angular sectors lies in the first quadrant since Algorithm 1 assigns root with angle-range  $(0, \frac{\pi}{2})$ . So, the grid size that is used in the worst case for the drawing of  $T_u$  by Algorithm 1 is smaller or equal to that used by it in the worst case for the drawing of a path of length  $|T_u|$ . Thus, the size of the grid which Algorithm 1 uses in the worst case for the drawing of  $T$  is smaller or equal to the size of the grid it uses in the worst case for the drawing of  $T'$ .

**Case-2:**  $\phi(u) > \arctan(\frac{1}{2})$ . Let  $\phi(u_i) = a_2(u_i) - a_1(u_i)$ ,  $1 \leq i \leq m$ . We consider two subcases based on whether  $\arctan(\frac{1}{2}) \geq \phi(u_i)$  or not.

**Case-2a:**  $\arctan(\frac{1}{2}) \geq \phi(u_i)$ . A node in  $T_{u_i}$  is drawn, based on Lemma 3 where  $\theta_1(u_i) \leftarrow a_1(u_i)$  and  $\theta_2(u_i) \leftarrow a_2(u_i)$ , in a grid of length at most  $\frac{1}{\phi(u_i)} + 1 < \frac{\pi}{2} \frac{1}{\phi(u_i)}$ , assuming that its parent is drawn at the origin. The last inequality holds for  $\phi(u_i) \leq \frac{\pi-2}{2}$ , and so it also holds for  $\phi(u_i) \leq \arctan(\frac{1}{2}) < \frac{\pi-2}{2}$ . So, the maximum length of the total grid that is used for the drawing of path  $T_{u_i}$  is at most:  $|T_{u_i}| \frac{\pi}{2} \frac{1}{\phi(u_i)} = |T_{u_i}| \frac{\pi}{2} \frac{1}{\frac{|T_{u_i}|-1}{|T_u|-1} \phi(u)} = \frac{\pi}{2} \frac{|T_u|-1}{\phi(u)}$ .

**Case-2b:**  $\phi(u_i) > \arctan(\frac{1}{2})$ . A node in  $T_{u_i}$  is drawn, based on Lemma 3 where  $\theta_1(u_i) \leftarrow a_1(u_i)$  and  $\theta_2(u_i) \leftarrow a_2(u_i)$ , in a grid of length at most  $\frac{\pi}{2} * \frac{1}{\phi(u_i)}$ , assuming that its parent is drawn at the origin. So, the maximum length of the total grid that is used for the drawing of path  $T_{u_i}$  is:  $|T_{u_i}| \frac{\pi}{2} \frac{1}{\phi(u_i)} = |T_{u_i}| \frac{\pi}{2} \frac{1}{\frac{|T_{u_i}|-1}{|T_u|-1} \phi(u)} = \frac{\pi}{2} \frac{|T_u|-1}{\phi(u)}$ .

The last term in both subcases is the maximum grid length dictated by Lemma 3 for the drawing of a path of size  $|T_u|$  with  $\theta_1 \leftarrow a_1(u)$  and  $\theta_2 \leftarrow a_2(u)$  where  $\phi(u) > \arctan(\frac{1}{2})$ . So, the drawing of  $T_u$  uses in the worst case a grid length that is smaller or equal to that used in the worst case for the drawing of a path of length  $|T_u|$ , when both drawings are done by Algorithm 1. Thus, Algorithm 1 uses in the worst case for the drawing of  $T$  a grid of size smaller or equal to the one used in the worst case for the drawing of  $T'$ .  $\square$

**Theorem 3.** *Given a rooted Tree  $T$ , Algorithm 1 produces a monotone grid drawing using a grid of size at most  $n \times n$ .*

*Proof.* The monotonicity of the drawing follows directly from Lemma 5. By repeatedly applying Lemma 7, we get that in the worst case the drawing of  $T$  uses a grid length that is smaller or equal to the one used in the worst case for the drawing of a path of length  $|T|$ , when both drawings are done by Algorithm 1. By Lemma 6, we get that the used grid is of size at most  $n \times n$ .  $\square$

## References

1. Angelini, P., Colasante, E., Di Battista, G., Frati, F., Patrignani, M.: Monotone drawings of graphs. *Journal of Graph Algorithms and Applications* 16(1), 5–35 (2012)
2. Angelini, P., Didimo, W., Kobourov, S., Mchedlidze, T., Roselli, V., Symvonis, A., Wismath, S.: Monotone drawings of graphs with fixed embedding. *Algorithmica* 71(2), 233–257 (2015)
3. Brocot, A.: Calcul des rouages par approximation, nouvelle methode. *Revue Chronometrique* 6, 186–194 (1860)
4. Graham, R.L., Knuth, D.E., Patashnik, O.: *Concrete Mathematics: A Foundation for Computer Science*. Addison-Wesley Longman Publishing Co., Inc., Boston, MA, USA, 2nd edn. (1994)

5. He, D., He, X.: Nearly optimal monotone drawing of trees. *Theoretical Computer Science* 654, 26–32 (2016)
6. He, D., He, X.: Optimal monotone drawings of trees. CoRR abs/1604.03921 (2016)
7. He, X., He, D.: Compact monotone drawing of trees. In: Xu, D., Du, D., Du, D. (eds.) *Computing and Combinatorics: 21st International Conference, COCOON 2015, Beijing, China, August 4-6, 2015, Proceedings*. pp. 457–468. Springer International Publishing, Cham (2015)
8. Hossain, M.I., Rahman, M.S.: Good spanning trees in graph drawing. *Theoretical Computer Science* 607, 149–165 (2015)
9. Kindermann, P., Schulz, A., Spoerhase, J., Wolff, A.: On monotone drawings of trees. In: Duncan, C., Symvonis, A. (eds.) *Graph Drawing: 22nd International Symposium, GD 2014, Würzburg, Germany, September 24-26, 2014, Revised Selected Papers*. pp. 488–500. Springer Berlin Heidelberg, Berlin, Heidelberg (2014)
10. Stern, M.: Ueber eine zahlentheoretische funktion. *Journal für die reine und angewandte Mathematik* 55, 193–220 (1858)



## Appendix

---

### A Additional material for Section 3

Angelini et al. [1] defined the notion of slope-disjoint tree drawings. Let  $\Gamma$  be a drawing of a rooted tree  $T$ .  $\Gamma$  is called a *slope-disjoint* drawing of  $T$  if the following conditions hold:

1. For every node  $u \in T$ , there exist two angles  $a_1(u)$  and  $a_2(u)$ , with  $0 < a_1(u) < a_2(u) < \pi$  such that for every edge  $e$  that is either in  $T_u$  or that enters  $u$  from its parent, it holds that  $a_1(u) < \text{slope}(e) < a_2(u)$ .
2. For every two nodes  $u, v \in T$  such that  $v$  is a child of  $u$ , it holds that  $a_1(u) < a_1(v) < a_2(v) < a_2(u)$ .
3. For every two nodes  $u_1, u_2$  having the same parent, it holds that either  $a_1(u_1) < a_2(u_1) < a_1(u_2) < a_2(u_2)$  or  $a_1(u_2) < a_2(u_2) < a_1(u_1) < a_2(u_1)$ .

#### A.1 Proof of Lemma1

**Lemma 1.** *Every non-strictly slope-disjoint drawing of a tree  $T$  is also a slope-disjoint drawing.*

*Proof.* Intuitively, the theorem holds since we can always adjust (by a tiny amount) the angle ranges of vertices that share an angle range boundary so that, after the adjustment no two tree vertices share an angle range boundary. Note that the actual drawing of the tree does not change. Only the angle ranges are adjusted.

More formally, let  $\Gamma$  be a *non-strictly slope-disjoint* drawing of a tree  $T$  rooted at  $r$ . We show how to compute for every node  $u$  a new angle range  $(b_1(u), b_2(u))$  such that the current drawing of  $T$  with the new angle range is *slope-disjoint*. Let  $e(u)$  be the edge that connects the parent of  $u$  to  $u$  in  $T$ , for  $u \in T - \{r\}$ . Let  $\delta_1 = \min_{u \in T - \{r\}} (\text{slope}(e(u)) - a_1(u))$ ,  $\delta_2 = \min_{u \in T - \{r\}} (a_2(u) - \text{slope}(e(u)))$  and  $\delta = \min(\delta_1, \delta_2)$ . For any node  $u \in T - \{r\}$  it holds that  $\text{slope}(e) - a_1(u) \geq \delta$  and  $a_2(u) - \text{slope}(e) \geq \delta$ . By Property-1 of the non-strictly slope-disjoint drawing, we have that  $\delta_1, \delta_2 > 0$  and, therefore,  $\delta > 0$ . By adding the two previous inequalities, we get that  $a_2(u) - a_1(u) \geq 2\delta$  for each  $u \in T - \{r\}$ .

Let the root  $r$  of  $T$  be at level-0, let  $u$  be a node in level- $i$ ,  $i > 0$ , and let  $h$  be the height of tree  $T$ . Define the slope-disjoint angle ranges  $(b_1(u), b_2(u))$  for each vertex  $u \in T$  as follows:

$$b_1(u) = \begin{cases} a_1(r) & \text{if } u = r \\ a_1(u) + \delta \frac{i}{h+1} & \text{if } u \neq r \end{cases} \quad (1) \quad b_2(u) = \begin{cases} a_2(r) & \text{if } u = r \\ a_2(u) - \delta \frac{i}{h+1} & \text{if } u \neq r \end{cases} \quad (2)$$

Firstly, we show that the new parameters  $b_1$ ,  $b_2$  satisfy Property-2 of slope-disjoint drawings. Let  $u$  be a level- $i$  node  $\in T$  and  $v$  be its child. By the non-strictly slope-disjoint Property-2, it holds that:

$$\begin{aligned} a_1(u) \leq a_1(v) &\Rightarrow a_1(u) + \delta \frac{i}{h+1} < a_1(v) + \delta \frac{i+1}{h+1} \\ &\Leftrightarrow b_1(u) < b_1(v) \end{aligned}$$

Similarly, we have that  $b_2(v) < b_2(u)$ .

We also have:

$$\begin{aligned} b_2(v) - b_1(v) &= a_2(v) - \delta \frac{i+1}{h+1} - (a_1(v) + \delta \frac{i+1}{h+1}) \\ &= (a_2(v) - a_1(v)) - 2\delta \frac{i+1}{h+1} \\ &\geq 2\delta - 2\delta \frac{i+1}{h+1} \\ &= 2\delta(1 - \frac{i+1}{h+1}) \\ &= 2\delta \frac{h-i}{h+1} \\ &> 0 \\ &\Rightarrow b_2(v) > b_1(v) \end{aligned}$$

The last inequality holds since node  $u$  has a child and, thus,  $u$  is at a level  $i$  such that  $i < h$ . Thus, Property-2 holds.

Secondly, we show that the new parameters  $b_1$ ,  $b_2$  satisfy Property-3 of slope-disjoint drawings. Let  $u_1$ , and  $u_2$  be two level- $i$  nodes having the same parent. Then, by Property-3 of the non-strictly slope disjoint drawing we have that  $a_1(u_1) < a_2(u_1) \leq a_1(u_2) < a_2(u_2)$  or  $a_1(u_2) < a_2(u_2) \leq a_1(u_1) < a_2(u_1)$ . The two cases are symmetric, so we will only prove that  $b_1(u_1) < b_2(u_1) < b_1(u_2) < b_2(u_2)$  when  $a_1(u_1) < a_2(u_1) \leq a_1(u_2) < a_2(u_2)$ . As proved for the case of Property-2,  $b_1(u_1) < b_2(u_1)$  and  $b_1(u_2) < b_2(u_2)$ , and thus, it remains to prove that  $b_2(u_1) < b_1(u_2)$ . But, we have that:

$$\begin{aligned} a_2(u_1) \leq a_1(u_2) &\Rightarrow a_2(u_1) - \delta \frac{i}{h+1} < a_1(u_2) + \delta \frac{i}{h+1} \\ &\Leftrightarrow b_2(u_1) < b_1(u_2) \end{aligned}$$

Finally, we turn our attention to Property-1 of slope-disjoint drawing. Parameters  $a_1$  and  $a_2$  satisfy Property-1 of non-strictly slope-disjoint drawing and thus, for every node  $u$  at level  $i$  and for every edge  $e$  that belongs in  $T_u$  or that enters  $u$  from its parent it holds:

$$\text{slope}(e) - a_1(u) \geq \delta \quad (3)$$

By the definition of  $b_1$ , we have that  $b_1(u) = a_1(u) + \delta \frac{i}{h+1}$  which implies:

$$a_1(u) = b_1(u) - \delta \frac{i}{h+1} \quad (4)$$

$$\begin{aligned} (3), (4) &\Rightarrow \text{slope}(e) - (b_1(u) - \delta \frac{i}{h+1}) \geq \delta \\ &\Leftrightarrow \text{slope}(e) - b_1(u) \geq \delta(1 - \frac{i}{h+1}) \\ &\Leftrightarrow \text{slope}(e) - b_1(u) \geq \delta(\frac{h+1-i}{h+1}) \\ &\Leftrightarrow \text{slope}(e) - b_1(u) > 0 \end{aligned}$$

The last inequality holds because  $\delta > 0$  and node  $u$  is a level- $i$  node and since  $i \leq h$ , it follows that  $i < h + 1$ .

In a similar way, we show that  $b_2(u) - \text{slope}(e) > 0$ , and, we conclude that  $b_1(u) < \text{slope}(e) < b_2(u)$ . Thus, Property-1 of slope-disjoint drawing is satisfied.  $\square$

## A.2 Proof of Theorem 2

**Theorem 2.** *Every non-strictly slope-disjoint drawing of a tree is monotone.*

*Proof.* By Lemma 1 every non-strictly slope-disjoint drawing of a tree  $T$  is slope-disjoint and by Theorem 1 it is monotone.  $\square$

## A.3 Proof of Lemma 2

**Lemma 2.** *Consider two angles  $\theta_1, \theta_2$  with  $0 \leq \theta_1 < \theta_2 \leq \frac{\pi}{4}$ , and let  $d = \lceil \frac{1}{\theta_2 - \theta_1} \rceil$ . Then, edge  $e$  connecting the origin  $(0, 0)$  to point  $p = (d, \lfloor \tan(\theta_1)d + 1 \rfloor)$  satisfies  $\theta_1 < \text{slope}(e) < \theta_2$ .*

*Proof.* Let  $l_1$  and  $l_2$  be the half-lines from origin with slopes  $\theta_1$  and  $\theta_2$ , respectively. Let  $a$  and  $b$  be the intersection points of  $l_1$  and  $l_2$  with line  $x = d$ , respectively. We prove that  $|ab| > 1$ , so a point of the grid must lie between  $a$  and  $b$  of the grid, since the x-coordinate is integer and  $ab$  is parallel to y-axis as seen in Figure 6.

The coordinates of point  $a$  are  $(d, \tan(\theta_1)d)$  while the coordinates of point  $b$  are  $(d, \tan(\theta_2)d)$ . So:

$$\begin{aligned} |ab| &= \tan(\theta_2)d - \tan(\theta_1)d \\ &= (\tan(\theta_2) - \tan(\theta_1))d \end{aligned}$$

From trigonometry, it holds that  $\tan(a) - \tan(b) = \tan(a - b)(1 + \tan(a)\tan(b))$ , and thus, for  $0 \leq a, b \leq \frac{\pi}{2}$  it holds:  $\tan(a) - \tan(b) > \tan(a - b)$ . So,

$$\begin{aligned} |ab| &= (\tan(\theta_2) - \tan(\theta_1))d \\ &> \tan(\theta_2 - \theta_1)d \\ &\geq (\theta_2 - \theta_1)d \end{aligned}$$

since  $\tan(x) \geq x$  for  $\frac{\pi}{2} > x \geq 0$ . So,

$$\begin{aligned} |ab| &> (\theta_2 - \theta_1) \lceil \frac{1}{\theta_2 - \theta_1} \rceil \\ &\geq (\theta_2 - \theta_1) \frac{1}{\theta_2 - \theta_1} \\ &= 1 \end{aligned}$$

Given that  $|ab| > 1$ , the grid point  $p = (d, \lfloor \tan(\theta_1)d + 1 \rfloor)$  falls within the angular sector defined by half-lines  $l_1$  and  $l_2$  and satisfies the lemma.  $\square$

#### A.4 Proof of Lemma 3

**Lemma 3** Consider angles  $\theta_1, \theta_2$  with  $0 \leq \theta_1 < \theta_2 \leq \frac{\pi}{2}$  and let  $d = \lceil \frac{1}{\theta_2 - \theta_1} \rceil$ . Then, a grid point  $p$  such that the edge  $e$  that connect the origin  $(0, 0)$  to  $p$  satisfies  $\theta_1 < \text{slope}(e) < \theta_2$ , can be identified as follows:

$$\begin{aligned} \theta_2 - \theta_1 > \frac{\pi}{4} : \quad p &= (1, 1) \\ \frac{\pi}{4} \geq \theta_2 - \theta_1 > \arctan(\frac{1}{2}) : \quad &\begin{cases} p = (1, 2) & \text{if } \theta_1 \geq \frac{\pi}{4} \\ p = (1, 1) & \text{if } \frac{\pi}{4} > \theta_1 \geq \arctan(\frac{1}{2}) \\ p = (2, 1) & \text{if } \arctan(\frac{1}{2}) > \theta_1 \end{cases} \\ \arctan(\frac{1}{2}) \geq \theta_2 - \theta_1 : \quad &\begin{cases} p = (d, \lfloor \tan(\theta_1)d + 1 \rfloor) & \text{if } \frac{\pi}{4} \geq \theta_2 > \theta_1 \geq 0 \\ p = (1, 1) & \text{if } \theta_2 > \frac{\pi}{4} > \theta_1 \\ p = (\lfloor \tan(\frac{\pi}{2} - \theta_2)d + 1 \rfloor, d) & \text{if } \theta_2 > \theta_1 > \frac{\pi}{4} \end{cases} \end{aligned}$$

Moreover, if  $p = (x, y)$  is the identified point, it also holds that:

$$\max(x, y) \begin{cases} \leq \frac{\pi}{2} \frac{1}{\theta_2 - \theta_1} & \text{if } \theta_2 - \theta_1 > \arctan(\frac{1}{2}) \\ < \frac{1}{\theta_2 - \theta_1} + 1 & \text{if } \arctan(\frac{1}{2}) \geq \theta_2 - \theta_1 \end{cases}$$

*Proof.* See Figure 7 for points, slopes, and angular sectors relevant to Lemma 3. For each case, we show that the identified points in the statement of the lemma satisfy the “slope” (“ $\theta_1 < \text{slope}(e) < \theta_2$ ”) and the “length” (“ $\max(x, y) < \dots$ ”) conditions.

**Case-1:**  $\theta_2 - \theta_1 > \frac{\pi}{4}$ . Point  $(1, 1)$  is the identified point. In this case, the edge  $e$  from the origin  $(0, 0)$  to  $(1, 1)$  has slope  $\frac{\pi}{4}$ . For the “slope” condition, and because  $0 \leq \theta_1 < \theta_2 \leq \frac{\pi}{2}$  and  $\theta_2 - \theta_1 > \frac{\pi}{4}$ , it is enough to show that  $\theta_1 < \frac{\pi}{4} < \theta_2$  which implies that  $\theta_1 < \text{slope}(e) < \theta_2$ . If  $\theta_1 > \frac{\pi}{4}$ , then, in this case, we have:  $\theta_2 - \theta_1 > \frac{\pi}{4} \Leftrightarrow \theta_2 > \theta_1 + \frac{\pi}{4} > \frac{\pi}{4} + \frac{\pi}{4} = \frac{\pi}{2}$ , a clear contradiction. So,  $\theta_1 < \frac{\pi}{4}$ . In a similar way we can show that  $\theta_2 > \frac{\pi}{4}$ .

For the “length” condition, and since  $\theta_2 - \theta_1 > \frac{\pi}{4} \Rightarrow \theta_2 - \theta_1 > \arctan(\frac{1}{2})$ , we have to show that  $\max(1, 1) = 1 \leq \frac{\pi}{2} \frac{1}{\theta_2 - \theta_1}$ . Since  $0 \leq \theta_1 < \theta_2 \leq \frac{\pi}{2}$ , then  $\theta_2 - \theta_1 \leq \frac{\pi}{2} \Leftrightarrow \frac{1}{\theta_2 - \theta_1} \geq \frac{1}{\frac{\pi}{2}} \Leftrightarrow \frac{\pi}{2} \frac{1}{\theta_2 - \theta_1} \geq \frac{\pi}{2} \frac{1}{\frac{\pi}{2}} = 1$ .

**Case-2:**  $\frac{\pi}{4} \geq \theta_2 - \theta_1 > \arctan(\frac{1}{2})$ . We first establish the “slope” condition.

For the case where  $\arctan(\frac{1}{2}) > \theta_1$  the identified point is  $(2, 1)$ . We note that the slope of the edge from the origin  $(0, 0)$  to  $(2, 1)$  is  $\arctan(\frac{1}{2})$ . Then, by the assumption:  $\theta_2 - \theta_1 > \arctan(\frac{1}{2}) \Leftrightarrow \theta_2 > \theta_1 + \arctan(\frac{1}{2}) \geq \arctan(\frac{1}{2})$ . It follows that  $\theta_1 < \arctan(\frac{1}{2}) < \theta_2$ .

For the case where  $\frac{\pi}{4} > \theta_1 \geq \arctan(\frac{1}{2})$  the identified point is  $(1, 1)$ . We note that the edge from the origin  $(0, 0)$  to  $(1, 1)$  has slope  $\frac{\pi}{4}$ . Note that  $\arctan(\frac{1}{2}) > \frac{\pi}{8}$  and, then by assumption:  $\theta_2 - \theta_1 > \arctan(\frac{1}{2}) \Leftrightarrow \theta_2 > \theta_1 + \arctan(\frac{1}{2}) \geq \arctan(\frac{1}{2}) + \arctan(\frac{1}{2}) = 2\arctan(\frac{1}{2}) > 2\frac{\pi}{8} = \frac{\pi}{4}$ . It follows that  $\theta_1 < \frac{\pi}{4} < \theta_2$ .

For the case where  $\theta_1 \geq \frac{\pi}{4}$  the identified point is  $(1, 2)$ . We note that the slope of the edge from the origin  $(0, 0)$  to  $(1, 2)$  is  $\arctan(2)$ . We want to establish that  $\theta_1 < \arctan(2) < \theta_2$ . This can be easily proved by taking into account that  $\arctan(2) = \frac{\pi}{2} - \arctan(\frac{1}{2})$  as well as that  $2\arctan(\frac{1}{2}) > \frac{\pi}{4}$ . For the “length” condition, it is enough to show that  $\max(\max(2, 1), \max(1, 1), \max(1, 2)) = 2 \leq \frac{\pi}{2} \frac{1}{\theta_2 - \theta_1}$  for  $\frac{\pi}{4} \geq \theta_2 - \theta_1 > \arctan(\frac{1}{2})$ . This is true since  $\theta_2 - \theta_1 \leq \frac{\pi}{4} \Leftrightarrow \frac{1}{\theta_2 - \theta_1} \geq \frac{1}{\frac{\pi}{4}} \Leftrightarrow \frac{\pi}{2} \frac{1}{\theta_2 - \theta_1} \geq \frac{\pi}{2} \frac{1}{\frac{\pi}{4}} = 2$ .

**Case-3:**  $\arctan(\frac{1}{2}) \geq \theta_2 - \theta_1$ . We first establish the “slope” condition. In the case where  $\frac{\pi}{4} \geq \theta_2 > \theta_1 \geq 0$ , by Lemma 2, the identified point immediately satisfies the “slope” condition. The same holds for the symmetric case where  $\theta_2 > \theta_1 > \frac{\pi}{4}$ . Finally, in the case where  $\theta_2 > \frac{\pi}{4} > \theta_1$  the slope condition trivially holds since the edge from the origin  $(0, 0)$  to  $(1, 1)$  has slope  $\frac{\pi}{4}$ . For the “length” condition, we note that in all three cases we have that  $\max(x, y) \leq d = \lceil \frac{1}{\theta_2 - \theta_1} \rceil < \frac{1}{\theta_2 - \theta_1} + 1$ .  $\square$

## B Additional material for Section 3

### B.1 Proof of Lemma 4

**Lemma 4.** *Let  $u$  be a node of the rooted tree  $T$  such that we already have assigned values for  $a_1(u)$  and  $a_2(u)$ , with  $a_1(u) < a_2(u)$ . Let  $u_1, u_2, \dots, u_m$ ,  $m \geq 1$ , be the children of  $u$  in  $T$ . Then, the following assignment of  $a_1, a_2$  for the children of  $u$  satisfies Property-2 and Property-3 of the non-strictly slope disjoint drawing:*

$$a_1(u_i) = \begin{cases} a_1(u) & \text{if } i = 1 \\ a_2(u_{i-1}) & \text{if } 1 < i \leq m \end{cases}$$

$$a_2(u_i) = a_1(u_i) + (a_2(u) - a_1(u)) \frac{|T_{u_i}|}{|T_u| - 1}, \quad 1 \leq i \leq m$$

*Proof.* For Property-3, we have to show that for every  $k, l$ ,  $1 \leq k < l \leq m$ , it holds:  $a_1(u_k) < a_2(u_k) \leq a_1(u_l) < a_2(u_l)$ . For any  $j$ ,  $1 \leq j \leq m$ , we have that:

$$a_2(u_j) = a_1(u_j) + (a_2(u) - a_1(u)) \frac{|T_{u_j}|}{|T_u| - 1} > a_1(u_j)$$

The last inequality holds since, by assumption,  $a_2(u) - a_1(u) > 0$  and because the size of a rooted tree is always positive. So,  $a_1(u_1) < a_2(u_1) = a_1(u_2) < a_2(u_2) = a_1(u_3) < \dots < a_2(u_{m-1}) = a_1(u_m) < a_2(u_m)$ . Thus, for any  $k, l$ ,  $1 \leq k < l \leq m$ , it holds that  $a_1(u_k) < a_2(u_k) \leq a_1(u_l) < a_2(u_l)$ , and Property-3 holds.

For Property-2, since we proved that  $a_1(u_1) < a_2(u_1) \leq a_1(u_2) < \dots < a_2(u_{m-1}) \leq a_1(u_m) < a_2(u_m)$ , it is sufficient to show that  $a_1(u) \leq a_1(u_1)$  and  $a_2(u_m) \leq a_2(u)$ . The first part trivially holds since  $a_1(u_1) = a_1(u)$  by

definition. For the second part, and by using repeatedly the assignment for  $a_1$  and  $a_2$  provided in the statement of the lemma, we get that  $a_2(u_m) = a_1(u_1) + (a_2(u) - a_1(u)) \frac{\sum_{i=1}^m |T_{u_i}|}{|T_u|-1}$ . Since the size of the subtree rooted at  $u$ , is the sum of size of the subtrees rooted at children plus the root node  $u$ , it holds that  $|T_u| = \sum_{i=1}^n |T_{u_i}| + 1$ . It follows that  $a_2(u_m) = a_2(u)$  and, thus, Property-2 is also satisfied.  $\square$

## B.2 Proof of Lemma 6

**Lemma 6** *Let  $T$  be an  $n$ -vertex rooted tree in which all vertices have at most one child, i.e.,  $T$  is a path rooted at one of its endpoints. Then, Algorithm 1 draws  $T$  in the diagonal of an  $n \times n$  grid.*

*Proof.* In the case where the path consists of a single vertex, the lemma trivially holds since the drawing consists of a single vertex placed at point  $(0, 0)$ . For the case where there are  $n > 0$  vertices on the path, the root  $r$  of the path will be drawn at the origin  $(0, 0)$  of the grid and will be assigned  $a_1(r) = 0$  and  $a_2(r) = \frac{\pi}{2}$ . By Observation 1, Algorithm 1 will assign to each node  $u$  on the path the same  $a_1$  and  $a_2$  angles as the root, that is  $a_1(u) = 0$  and  $a_2(u) = \frac{\pi}{2}$  for each  $u \in T$ . Consider such a node  $u$  and let it be drawn at point  $(u_x, u_y)$ . The assignment of a grid point to the single child of  $u$  will be done based on Lemma 3 where  $\theta_1 \leftarrow a_1(u) = 0$  and  $\theta_2 \leftarrow a_2(u) = \frac{\pi}{2}$ . Since  $\theta_2 - \theta_1 = \frac{\pi}{2} > \frac{\pi}{4}$ , it follows from Lemma 3 that  $u$ 's single child will be drawn at point  $(u_x + 1, u_y + 1)$ . Thus, given that the root is drawn at  $(0, 0)$ , the path will be drawn along the main diagonal of an  $n \times n$  grid.  $\square$