

Resilient Autonomous Control of Distributed Multi-agent Systems in Contested Environments

Rohollah Moghadam, *Student Member, IEEE*, Hamidreza Modares, *Member, IEEE*

Abstract—An autonomous and resilient controller is proposed for leader-follower multi-agent systems under uncertainties and cyber-physical attacks. The leader is assumed non-autonomous with a nonzero control input which allows changing the team behavior or mission in response to environmental changes. A two-layer resilient learning-based control protocol is presented to find optimal solutions to the synchronization problem in the presence of attacks and system dynamic uncertainties. In the first security layer, an observer-based distributed H_∞ controller is designed to prevent propagating the effects of attacks on sensors and actuators throughout the network, as well as attenuate the effect of these attacks on the compromised agent itself. Non-homogeneous game algebraic Riccati equations are derived to solve the H_∞ optimal synchronization problem and an off-policy reinforcement learning is utilized to learn their solution without requiring any knowledge of the agent's dynamics. In the second security layer, a trust-confidence based distributed control protocol is proposed to mitigate attacks that hijack the entire node and attacks on communication links. A confidence value is defined for each agent based on only its local evidence. The proposed RL algorithm employs the confidence value of each agent to indicate the trustworthiness of its own information and broadcast it to its neighbors to put weights on the data they receive from it during and after learning. If the confidence value of an agent is low, it employs a trust mechanism to identify compromised agents and remove the data it receives from them from the learning process. Simulation results are provided to show the effectiveness of the proposed approach.

Index Terms—Autonomous Controller, Resilient Controller, Reinforcement Learning, Multi-agent System, Distributed Control, H_∞ control.

I. INTRODUCTION

Autonomous control design has gained a surge of interest in control and artificial intelligence communities for many practical applications. The main objective is to achieve goals such as regulation and tracking under uncertainties in the systems and without external intervention. Learning-based autonomous control design has been considered for both single-agent systems and multi-agent systems (MAS). Autonomous control of MASs has gained significant interest due to more robust, faster and more effective behavior they can achieve by accomplishing coordinated behavior that is not possible for single agents. Moreover, distributed MASs, for which the decision is made autonomously by agents and using only their local available information, provides scalability, flexibility and avoids a single point of failure [1]–[4]. However, designing

autonomous controllers for MASs is challenging and requires learning from experience. On the other hand, distributed MASs are prone to cyber-physical system (CPS) attacks. Due to their networked nature, attacks can escalate into disastrous consequences and significantly degrade the performance of the entire network. In a contested environment with adversarial inputs, corrupted data communicated by a single compromised agent and used by neighbors for learning can mislead the entire network to a wrong understanding of the environment and consequently cause no emergent behavior or an emergent misbehavior. Although CPS attacks can be modeled similar to disturbances or noises, unlike disturbances and noises, CPS attack signals are not random and can be stealthy designed to remain undetected while damaging the system. The main bottleneck in deploying successful distributed MASs is designing secure control protocols that can learn about system uncertainties while showing some level of functionality in the presence of CPS attacks.

Reinforcement learning (RL) [5]–[10], inspired by learning mechanisms observed in mammals, has been successfully used to learn optimal solutions online in single agent systems for both regulation [?], [11], [12] and tracking [?], [15]–[17] control problems and recently for MASs [18]–[20]. Existing RL-based controllers for leader-follower MASs assume that the leader is passive and without any control input. In this case, the leader is not able to react to environmental or mission changes, which reduces the level of autonomy of the team. On the other hand, existing active leader controllers (e.g., [22], [23]) are not autonomous as they require to have the entire knowledge about the leader and agent's dynamics. Moreover, these approaches are generally far from optimal and only take into account the stability, which is the bare minimum requirement. Finally, existing learning-based RL solutions to MASs are not resilient against CPS attacks.

Resilient control protocols for MASs have been designed in the literature [24]–[33] to mitigate attacks. Most of the existing approaches either use the discrepancy among the state of agents and their neighbors to detect and mitigate attacks, or use an exact model of agents to predict expected normal behavior and, thus, detect an abnormally caused by attacks. However, we will show that a stealthy attack on one agent can cause an emergent misbehavior in the network with the discrepancy between agent's states, and therefore, the former approaches cannot mitigate these type of attacks. Moreover, this discrepancy could be as a result of a legitimate change in the state of the leader. Blindly rejecting the agent's neighbor information can harm the network connectivity and, consequently, the convergence of the network. On the other

Rohollah Moghadam and Hamidreza Modares are with the Department of Electrical and Computer Engineering, Missouri University of Science and Technology, Emerson Hall, 301 W 16th St, Rolla, MO 65409 USA (e-mails: moghadamr@mst.edu, modares@mst.edu).

Manuscript received December 30, 2017;

hand, model-based approaches require a complete knowledge of the agent's dynamics, which may not be available in many practical applications and avoid the design of autonomous controllers. H_∞ control protocols have also been proposed to attenuate the effect of disturbances in MASs. However, as shown in this paper, standard H_∞ control protocols can be misled by a stealthy attack design and make them entirely ineffective. To the author's knowledge, designing an autonomous and resilient controller, that does not require any knowledge of the agent's dynamic and can survive against CPS attacks has not been investigated yet.

This paper presents an autonomous and resilient distributed control protocol for leader-follower MASs. The leader is assumed non-autonomous with a nonzero control input, which allows a reaction to the environmental or mission changes. To alleviate the effects of attacks on the MASs, a two-layer control framework is proposed. In the first layer, a distributed observer-based control protocol is developed to prevent corrupted sensory data caused by attacks on sensors and actuators from propagating across the network and mislead the learning process. To this end, only the leader communicates its actual sensory information and other agents estimate the leader's state using a distributed observer and communicate this estimation to their neighbors to achieve consensus on the leader state, without actually communicating their possibly corrupted sensory data to their neighbors. To further improve resiliency, distributed H_∞ control protocols are designed to attenuate the effect of the attacks on the compromised agent itself. Non-homogeneous game algebraic Riccati equations (ARE) are derived for solving the optimal H_∞ synchronization problem for each agent. It is shown that in contrast to standard H_∞ control protocols, that can be entirely fooled by a stealthy attack, the proposed H_∞ controller attenuates the effect of the attacks on sensors and actuators on the compromised agent itself. An off-policy RL algorithm is developed to learn the solutions of the non-homogeneous game ARE. No knowledge of the agent's dynamics is required. To avoid the usage of corrupted data coming from compromised neighbors during learning, in the second layer, a trust-confidence based control protocol is developed for attacks on communication links and attacks that hijack the entire node. A confidence value is defined for each agent based on only its local evidence. Then, each agent communicates its confidence value with neighbors to indicate the trustworthiness of its own information. Moreover, a trust value is defined for each neighbor to determine the significance of the incoming information. The agent incorporates these trust values along with the confidence values received from neighbors in its update law to eventually isolate the compromised agent.

II. PRELIMINARY

In this section, a background of the graph theory is provided. A directed graph \mathcal{G} consists of a pair $(\mathcal{V}, \mathcal{E})$ in which $\mathcal{V} = \{v_1, \dots, v_N\}$ is a set of nodes and $\mathcal{E} \subseteq \mathcal{V} \times \mathcal{V}$ is a set of edges. The adjacency matrix is defined as $\mathcal{A} = [a_{ij}]$, with $a_{ij} > 0$ if $(v_j, v_i) \in \mathcal{E}$, and $a_{ij} = 0$ otherwise. The set of nodes v_i with edges incoming to node v_j is called the neighbors of

node v_i , namely $\mathcal{N}_i = \{v_j : (v_j, v_i) \in \mathcal{E}\}$. The graph Laplacian matrix is defined as $\mathcal{L} = D - \mathcal{A}$, where $D = \text{diag}(d_i)$ is the in-degree matrix, with $d_i = \sum_{j \in \mathcal{N}_i} a_{ij}$ as the weighted in-degree of node v_i . A (directed) tree is a connected digraph where every node, except the root node, has the in-degree of one. A graph is said to have a spanning tree if a subset of edges forms a directed tree. A leader can be pinned to multiple nodes, resulting in a diagonal pinning matrix $G = \text{diag}(b_i) \in \mathbb{R}^{N \times N}$ with the pinning gain $b_i > 0$ if the node has access to the leader node and $b_i = 0$ otherwise. Finally, $\mathbf{1}_N$ is the N -vector of ones and $\text{Im}(R)$ denotes the range space of R .

Assumption 1. The communication graph has a spanning tree, and the leader is pinned to at least one root node.

III. STANDARD SYNCHRONIZATION CONTROL PROTOCOLS AND THEIR VULNERABILITY TO ATTACKS

In this section, different types of attacks in a multi-agent system (MAS) are first defined. Then, the standard synchronization control protocol for MASs is reviewed. Vulnerability of standard synchronization methods are examined and it is shown that the attacks launched on a single agent can snowball into a much larger and more catastrophic one. It is also shown that the attacker can bypass existing adversarial input attenuation techniques such as existing H_∞ controllers for MASs, by making the local neighborhood tracking error zero, while the synchronization is not achieved.

A. Attacks in MASs

Two main types of attacks on cyber physical systems are attacks on the cyber network and attacks on physical components. These attacks are described as follows.

Type 1 attacks: Attacks on agents (nodes) that corrupt agents states by injecting disruptive signals into actuators and/or sensors of an agent.

Type 2 attacks: Attacks on the communication link and attacks that hijack the entire node.

Type 1 attacks can be launched by physically tampering with the sensors or actuators, i.e., compromising the individual meters in power networks, or without tampering with the physical system, i.e., spoofing a global positioning system (GPS) of a vehicle or jamming or penetrating the communication channel from the controller to the actuator.

In Type 2 attacks, an attacker can get access to the communication link by compromising the unprotected communication channels to inject false data, and consequently, disrupt the data broadcasted from the outgoing communications of a node to its neighbors. On the other hand, an agent can be fully compromised by for example hacking its media access control (MAC) address and impersonating the compromised agent or in the cloud-based control systems, by hijacking the controller and getting access to the cloud to entirely take over the control of the agent. A fully compromised agent can be more serious since it can act as an illegitimate leader by not listening to its incoming neighbors and send corrupted data to its outgoing neighbor.

B. Vulnerability of the Standard Synchronization approach to attacks

Consider N agents with identical dynamics given by

$$\dot{x}_i = Ax_i + Bu_i + D\omega_i \quad (1)$$

where $x_i(t) \in \mathbb{R}^n$, $u_i(t) \in \mathbb{R}^m$, $\omega_i(t) \in \mathbb{R}^d$ are the state, control input, and attack of agent i , respectively. A , B , and D are the drift, input, and attack dynamics, respectively.

Assumption 2. The system dynamic is marginally stable and (A, B) is stabilizable.

Let the leader dynamics be defined as

$$\dot{\zeta}_0 = A\zeta_0 + Bv_0 \quad (2)$$

where $\zeta_0(t) \in \mathbb{R}^n$ and $v_0(t) \in \mathbb{R}^m$ denote the state and input of the leader, respectively. $A \in \mathbb{R}^{n \times n}$ is the leader dynamics and B is the input dynamic of the leader.

Remark 1. The leader dynamics in (2) are non-autonomous in the sense that the control input to the leader dynamics, i.e., v_0 , is nonzero and can be designed either by a human operator (semi-autonomous control) or by the leader itself (fully autonomous control) in response to changes and threats to re-plan the designed trajectory. In this paper, we assumed that v_0 is given and the goal is to design u_i in (1) such that $x_i \rightarrow \zeta_0 \forall i \in N$. That is, agents synchronize to the leader.

Assumption 3. The control input v_0 is bounded, i.e., there exists a positive constant v_m such that $\|v_0\| \leq v_m$.

Define the local tracking error for agent i as

$$\varepsilon_i = x_i - \zeta_0 \quad (3)$$

Define the local neighborhood state tracking error $e_i \in \mathbb{R}^n$ for agent i as [34]

$$e_i = \sum_{j \in N_i} a_{ij}(x_j - x_i) + b_i(\zeta_0 - x_i) \quad (4)$$

where $b_i \geq 0$ is the pinning gain, and $b_i > 0$ for at least one root node i . The standard distributed tracking control protocol is then given by [35]

$$u_i = c_1 K e_i + c_2 h(K e_i) \quad (5)$$

where c_1 and c_2 are positive scalar coupling gains, and K is a design matrix gain. $h(\cdot)$ is a nonlinear function defined for $x \in \mathbb{R}^n$ such that

$$h(x) = \begin{cases} \frac{x}{\|x\|}, & \text{if } \|x\| \neq 0 \\ 0, & \text{if } \|x\| = 0 \end{cases} \quad (6)$$

It can be seen that the following condition is hold to assure synchronization

$$\varepsilon_i \rightarrow 0 \Leftrightarrow x_i \rightarrow \zeta_0 \quad (7)$$

Theorem 1. [35] Suppose Assumptions 1 and 3 hold. Then, agents synchronize to the leader, i.e., $\varepsilon_i \rightarrow 0 \forall i \in N$ under the controller (5) with $c_1 \geq (1/\lambda_{\min}(\mathcal{L} + G))$, $c_2 \geq v_m$ and $K = -B^T P^{-1}$, where λ_{\min} is the minimum eigenvalue of $(\mathcal{L} + G)$ and $P > 0$ is a solution to the linear matrix inequality $AP + PA^T - 2BB^T < 0$.

Remark 2. In the absence of the attack $\omega_i(t)$, if the controller $u_i(t)$ in (5) is designed to make the local neighborhood tracking error (4) zero, it guarantees that (7) is satisfied and the synchronization problem is solved. However, in the following, it is shown that even though in the presence of attacks the local neighborhood tracking (4) goes to zero, it does not guarantee that (7) is satisfied.

Definition 1. In a graph, agent i is reachable from agent j if there is a directed path of any length from agent j to agent i .

Definition 2: An agent is called a disrupted/compromised agent, if it is directly under attack. Otherwise, it is called an intact agent.

We now show that the standard control protocol (5) presented in Theorem 1 is vulnerable to CPS attacks.

Theorem 2. (Susceptibility of Nodes to attacks) Consider the multi-agent system (1) under the attack signal $\omega_i(t)$. Let the controller (5) be designed as of Theorem 1. Then, if $\omega_j(t) \neq 0$ for agent j , the synchronization error is nonzero for all intact agents reachable from the disrupted agent j .

Proof. The rest of the proof is similar to our proof of Theorem 1 in [36] and is omitted. \square

Lemma 1. [37] Let Σ be a diagonal matrix with at least one nonzero positive element, and L be the Laplacian matrix. Then, $(L + \Sigma)$ is nonsingular. \square

The following theorem shows that the attacker can make the local neighborhood tracking error zero for intact agents, while intact agents that have a path to the compromised agent are not synchronized to the leader. This is in contrast to the case where there is no attacks, in which zero local neighborhood tracking error results in synchronization.

Theorem 3. Consider the MAS (1) and (2) with the control protocol (5). Assume that agent i is under an attack ω_i that is generated by $\dot{\omega}_i = \Gamma \omega_i$, where the eigenvalues of Γ are a subset of the eigenvalues of A . Then, intact agents that are reachable from the compromised agent are not synchronized to the leader, while their local neighborhood tracking error (4) is zero, i.e., $e_j = 0 \forall j, j \neq i$.

Proof. Let $\tilde{\mathcal{L}}$ be the graph Laplacian matrix of the entire network, in which the leader is the only root node and N followers are non-root nodes. Then, it can be partitioned as

$$\tilde{\mathcal{L}} = \begin{bmatrix} 0 & | & 0 \dots 0 \\ -\Delta & | & \mathcal{L}_f \end{bmatrix} \in \mathbb{R}^{(N+1) \times (N+1)} \quad (8)$$

where $\Delta \in \mathbb{R}^{N \times 1}$ denotes a vector whose i -th element is nonzero and indicates that the follower i is connected to the leader. $\mathcal{L}_f \in \mathbb{R}^{N \times N}$ indicates the interaction between the leader and the followers.

Without loss of generality, assume $D = B$. Using (6), the global dynamic of the MAS (1) under attack with the control

input (5) in terms of the Laplacian matrix (8) and can be written as

$$\dot{x} = \begin{cases} \left(\left(I_{N+1} \otimes A - (c_1 + \frac{c_2}{\|(\tilde{\mathcal{L}} \otimes K)x\|}) \tilde{\mathcal{L}} \otimes BK \right) x + (I_{N+1} \otimes B) \bar{\omega} + \begin{bmatrix} B \\ 0_{Nn \times Nm} \end{bmatrix} v_0 \right), & \text{if } \|(\tilde{\mathcal{L}} \otimes K)x\| \neq 0 \\ \left((I_{N+1} \otimes A - c_1 \tilde{\mathcal{L}} \otimes BK) x + (I_{N+1} \otimes B) \bar{\omega} + \begin{bmatrix} B \\ 0_{Nn \times Nm} \end{bmatrix} v_0 \right), & \text{if } \|(\tilde{\mathcal{L}} \otimes K)x\| = 0 \end{cases} \quad (9)$$

where $x = [\zeta_0^T, x_1^T, \dots, x_N^T]^T$ and $\bar{\omega} = [0, \omega_1^T, \dots, \omega_N^T]^T$ which 0 in $\bar{\omega}$ indicates that the leader is a trusted node and is not under attack.

After some manipulations, (9) turns into

$$\dot{x} = \begin{cases} \left((I_{N+1} \otimes A) x + \begin{bmatrix} B \\ 0 \end{bmatrix} v_0 + (I_{N+1} \otimes B) \left(- (c_1 + \frac{c_2}{\|(\tilde{\mathcal{L}} \otimes K)x\|}) \tilde{\mathcal{L}} \otimes K + \bar{\omega} \right) \right), & \text{if } \|(\tilde{\mathcal{L}} \otimes K)x\| \neq 0 \\ \left((I_{N+1} \otimes A) x + \begin{bmatrix} B \\ 0 \end{bmatrix} v_0 + (I_{N+1} \otimes B) (-c_1 \tilde{\mathcal{L}} \otimes K + \bar{\omega}) \right), & \text{if } \|(\tilde{\mathcal{L}} \otimes K)x\| = 0 \end{cases} \quad (10)$$

It can be seen that agents reach a steady state, i.e., $\dot{x}_i \rightarrow Ax_i + [B^T 0]^T v_0$, which indicates their stability, if the last terms of (10) tend to zero, i.e., $\bar{\omega} \in \text{Im}(\bar{c}(\tilde{\mathcal{L}} \otimes K))$, where $\bar{c} = (c_1 + c_2/\|(\tilde{\mathcal{L}} \otimes K)x\|)$ or $\bar{c} = c_1$. Otherwise, since the attack signal has common eigenvalues with the agent dynamics, the agents states will go to infinity. In the following, we show that the agents reach a stable steady state under the designed attack, while their local neighborhood tracking error is zero. Note that, $\bar{\omega} \in \text{Im}(\bar{c}(\tilde{\mathcal{L}} \otimes K))$, if there exists a nonzero vector x_s such that

$$\bar{c}(\tilde{\mathcal{L}} \otimes K)x_{ss} = \bar{\omega} \quad (11)$$

Define $x_{ss} = [\zeta_s^T, x_s^T]^T$, where ζ_s and x_s denote the steady states of the leader and followers, respectively.

Using (8), (11) becomes

$$\begin{bmatrix} 0 & | & 0 \dots 0 \\ \hline -\bar{c}\Delta \otimes K & | & \bar{c}\mathcal{L}_f \otimes K \end{bmatrix} \begin{bmatrix} \zeta_s \\ x_s \end{bmatrix} = \begin{bmatrix} 0 \\ \omega \end{bmatrix} \quad (12)$$

Since the leader is not under attack, one has $\dot{\zeta}_s = A\zeta_0 + Bv_0$. From (11), for the followers, one has

$$-\bar{c}(\Delta \otimes K)\zeta_s + \bar{c}(\mathcal{L}_f \otimes K)x_s = \omega \quad (13)$$

Based on Assumption 1, the followers have at least one incoming link from the leader. On the other hand, \mathcal{L}_f captures the interaction among all followers, as well as the incoming

link from the leader. The former is a positive semi-definite Laplacian matrix and the latter is a diagonal matrix with at least one nonzero positive element added to it. Therefore, as stated in Lemma 1, \mathcal{L}_f is nonsingular and consequently the solution to (13) becomes

$$x_s = (\bar{c}(\mathcal{L}_f \otimes K))^{-1}(\omega + \bar{c}(\Delta \otimes K)\zeta_s) \quad (14)$$

Since the dynamics of the attack are subset of the system dynamics A , for every $\bar{\omega}$ there exists a nonzero vector x_{ss} such that (11) holds. Therefore, $\bar{\omega} \in \text{Im}(\bar{c}(\tilde{\mathcal{L}} \otimes K))$.

Now, using (8), the global form of the state neighborhood tracking error (4) can be written as

$$e = -(\tilde{\mathcal{L}} \otimes I_n)x \quad (15)$$

Since (11) is satisfied, one has

$$\bar{c}(\tilde{\mathcal{L}} \otimes K)x_s = \bar{\omega} \Rightarrow \bar{c}(I_N \otimes K)e = -\bar{\omega} \quad (16)$$

or, equivalently

$$\bar{c}Ke_i = -\omega_i \quad (17)$$

Equation (17) implies that the local neighborhood tracking error is zero, i.e., $e_j = 0$ for intact agents that are not directly under attacks, i.e., $\omega_j = 0 \forall j \neq i$. This completes the proof. \square

The following example verifies the results of Theorem 1 and Theorem 2 and necessitates designing resilient control protocols against attacks. The attack is assumed as a stealthy attack that has the knowledge of the agent dynamics. The leader is assumed to be passive, i.e., $v_0 = 0$.

Example 1. Consider 5 agents communicating with each other according to the communication graph depicted in Fig. 1.

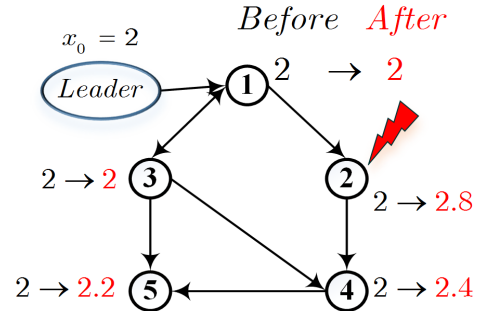


Fig. 1: The communication graph topology.

Agents are assumed scalar by dynamics as

$$\dot{x}_i = u_i, \quad i = 1, \dots, 5 \quad (18)$$

where u_i is defined in (5). In this example, the designing parameters are considered as $k = 3.16$, $c_1 = 2$ and $c_2 = 0$. Let the leader dynamics be generated by $\dot{x}_0 = 0$, $x_0(0) = 2$.

Assume that a constant attack signal $\omega_2 = 5$ is injected into the actuator of Agent 2, i.e., $\dot{x}_2 = u_2 + \omega_2$. The final values of agents before and after the attack are shown in red in Fig. 1. It can be seen that Agents 4 and 5 that have a path to the compromised Agent 2 do not synchronize to the leader. Moreover, one can see that the local neighborhood tracking error (4) is zero for all intact agents while they do not synchronize to the leader.

Remark 3. Theorem 3 shows that the local neighborhood tracking error (4) converges to zero for intact agents that are reachable from the compromised agents, if the eigenvalues of the attacker dynamics are a subset of the eigenvalues of the agent's dynamics. This implies that the standard H_∞ control protocol does not work as their goal is to attenuate ε_i while $\varepsilon_i \rightarrow 0$ in the presence of the stealthy CPS attacks. In the case that the attacker does not have any common eigenvalue with the agent's dynamics, an intact agent can investigate the mean and variance of its own local neighborhood tracking error to detect an attack. The discrepancy between the statistical properties of the signals that an intact agent receives from its neighbors can be utilized for identification of the compromised agent [38].

The following discussion highlights the urgency of designing resilient autonomous controllers that can learn an optimal control policy using only measured data while surviving against CPS attacks, which motivates this paper.

C. Motivation of the proposed Autonomous and Resilient Controller

Learning-based control approaches are designed for MASs to find an optimal control protocol online and without requiring complete knowledge of the system's dynamics, and thus, increase autonomy. For instance, in [39] and [40], the following H_2 performance functions are defined based on the local neighborhood tracking error (4). That is, [39] defined

$$J = \int_{t_0}^{\infty} \left\{ \sum_{i=1}^N \sum_{j=1}^{i-1} a_{ij} e_i(t)^2 + \sum_{i=1}^N r_i u_i^2(t) \right\} \quad (19)$$

where $r_i > 0$ and [40] defined

$$J_i = \int_{t_0}^{\infty} (e_i^T Q_i e_i + u_i^T R_i u_i) dt \quad (20)$$

where $Q_i > 0$ and $R_i > 0$. Moreover, in [41], the following H_∞ performance function is represented.

$$\begin{aligned} J_i &= \frac{1}{2} \int_0^{\infty} \left(e_i^T Q_{ii} e_i + u_i^T R_{ii} u_i + \sum_{j \in N_i} u_j^T R_{ij} u_j \right) dt \\ &\leq \frac{1}{2} \int_0^{\infty} \left(\gamma^2 \omega_i^T T_{ii} \omega_i + \sum_{j \in N_i} \omega_j^T T_{ij} \omega_j \right) dt \end{aligned} \quad (21)$$

where $Q_{ii} > 0$, $R_{ii} > 0$, $R_{ij} > 0$, $T_{ii} > 0$, and $T_{ij} > 0$. RL is used in [39]–[41] to solve AREs arisen from minimizing the above performance functions online and without requiring complete knowledge of the agent's dynamics. However, solving these optimization problems end up with coupled AREs which are extremely difficult to solve, even if the complete knowledge of agents dynamics is known. Moreover, in the H_2 performance function given in (19) and (20), the effect of the disturbance has not been taken into account. In contrast, in the H_∞ performance function (21), the goal is to minimize the effect of the disturbance on the local neighborhood tracking error. However, as shown in Theorem 2, in the presence of a stealthy attack, the attacker can deceive agents by assuring that their local neighborhood tracking error is zero, while

synchronization is not achieved. Therefore, the aforementioned approaches are not resilient against attacks.

Existing resilient approaches are either model-based or utilize the discrepancies among agents to detect and isolate the compromised agents. However, the former requires a complete knowledge about system dynamics and in many practical applications, the exact model of the system might not be available. To increase autonomy, one needs to design model-free control protocols. Moreover, the latter is not able to distinguish the differences between a legitimate change of neighbors and the changes result in an attacker. In [26], [42] a notion of the robust digraphs and weighted-mean subsequence reduced (W-MSR) is proposed to mitigate the effect of adversaries. In the W-MSR algorithm, each agent compares its value with the values obtained from its neighbors and then continuously removes F neighbors which their value are larger than its own value. Removing neighbors will harm the network connectivity and consequently entire network performance. Moreover, if a leader or a root node legitimately changes, the neighbors of the leader and root node can assume the change as a misbehaving agent and discard it. Therefore, they prevent that the legitimate change of the root node and leader propagate through the network and, thus, agents will lose the data and consensus trajectory.

To this end, a two-layer secure learning-based control protocol is presented and detailed as follows.

IV. ATTACK MITIGATION FOR TYPE 1 ATTACKS

In this section, a distributed observer-based H_∞ control protocol is presented to mitigate Type 1 attacks.

The standard structure of communications in a MAS is shown in Fig. 2. It can be seen that agents directly send their sensory information into the network. In such situation, when an attack signal injects into an agent, the corrupted data directly transmits to the communication network. Therefore, according to Theorem 1, the effect of the attacker propagates throughout the network and the corrupted data used by intact agents for learning concludes wrong control protocols, and consequently, mislead the network.

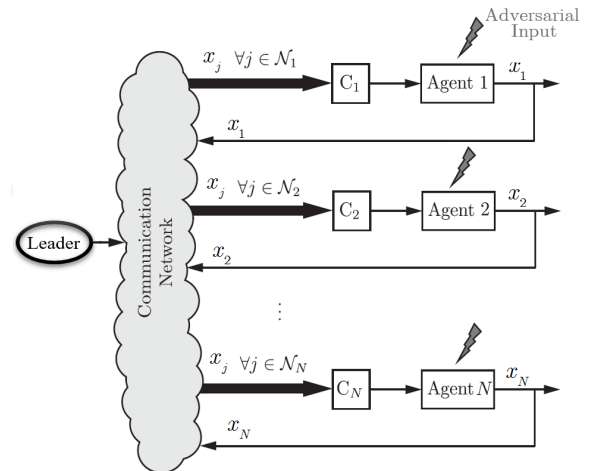


Fig. 2: Standard synchronization control protocol under attack.

To prevent the adverse effect of attack from propagating across the network, a distributed observer-based control pro-

tolerance is developed. That is, in the event of an attack on a portion of agents, the intact agents still operate normally and remain unaffected. The leader is the only agent that cannot be affected by an attack on other agents, since it does not have any incoming link from other agents. However, based on Theorem 1, any attack on the leader affects all followers. Figure 3 shows the structure of the proposed control framework. In the proposed approach, only the leader communicates its actual sensory information and followers do not exchange their actual state information. To this end, followers estimate the leader's state using a distributed observer and communicate this estimation to their neighbors to achieve consensus on the leader state. Since the observer cannot be physically affected by an attacker (attacks that can override the observer states are considered in the second security layer), Type 1 attacks cannot propagate throughout the network. It can be seen in Fig. 3 that if an agent is under Type 1 attack, it only affects its own dynamics and cannot change the distributed observer state. Therefore, the corrupted data of the disrupted agent does not transmit to the network and thus intact agents behave normally. To further increase resiliency at the local level, a local H_∞ controller is designed for each agent to attenuate the effects of the attacks on its own dynamics. Non-homogeneous game AREs are derived for solving the optimal H_∞ synchronization problem.

Remark 4. For Type 1 attacks, the proposed control framework does not impose any constraints on the number of neighbors or total number of agents under attacks. Since the leader is the only agent that transmits its actual information to the network and other agents exchange their observer states that cannot be physically attacked, such attacks cannot propagate across the network. Consequently, assuming the leader is a trusted node, even if a root node is attacked, the intact agents will synchronize to the leader.

The H_∞ controller in Fig. 3 is detailed in Fig. 4. In this figure, r_i is the observer state that estimates the leader state for agent i and z_i is the controlled or performance output defined such that

$$\|z_i\|^2 = (x_i - r_i)^T Q_i (x_i - r_i) + u_i^T R_i u_i \quad (22)$$

where the weight matrices Q_i and R_i are symmetric positive definite. The bounded L_2 -gain condition for the agent i for any $\omega_i \in L_2[0, \infty)$ can be defined as

$$\frac{\int_0^\infty e^{-\alpha_i t} \|z_i(t)\|^2 dt}{\int_0^\infty e^{-\alpha_i t} \|\omega_i(t)\|^2 dt} \leq \gamma_i^2 \quad (23)$$

where α_i is the discount factor and γ_i represents the attenuation level of the attack ω_i . Condition (23) is satisfied, if the H_∞ norm of T_{ω_i, z_i} , i.e., the transfer function from the attack ω_i to the performance output z_i , is less than or equal to γ_i .

Lemma 2. [43] Let $P > 0$ and (A, B) be stabilizable. Then, the solution P to the following ARE equation

$$A^T P + PA + I - PBB^T P = 0, \quad (24)$$

is positive definite.

Lemma 3. [44] Let Assumption 1 be satisfied. Then, there exists a positive vector $\phi = [\phi_1, \dots, \phi_N]^T$ such that $(\Phi \mathcal{L} + \mathcal{L}^T \Phi) > 0$ where $\Phi = \text{diag}\{\phi_1, \dots, \phi_N\}$ and $\mathcal{L}\phi = 1_N$.

A. The Proposed Observer

In this subsection, the proposed observer utilized for the first security level is presented.

The following observer is proposed for each agent to estimate the leader state as

$$\begin{cases} \dot{r}_i = Ar_i + Bu_i \\ v_i = cF\eta_i + \rho h(F\eta_i) \end{cases} \quad (25)$$

where η_i is the local neighborhood observer tracking error for agent i defined as

$$\eta_i = \sum_{j \in N_i} a_{ij}(r_j - r_i) + b_i(\zeta_0 - r_i) \quad (26)$$

and $h(x)$ is defined in (6). The global form of the observer (25) can be written as

$$\dot{r} = (I_N \otimes A)r + (c(\mathcal{L} + G) \otimes BF)\eta + (\rho I_N \otimes B)\Psi \quad (27)$$

where $r = [r_1^T, \dots, r_N^T]^T$ denotes the global state vector of the agents observer and $\Psi = [h(F\eta_1), \dots, h(F\eta_N)]^T$. The global form of the local neighborhood tracking error of observers is

$$\eta = ((\mathcal{L} + G) \otimes I_n)(r - \zeta_0) \quad (28)$$

where $\eta = [\eta_1^T, \dots, \eta_N^T]^T$ and $\zeta_0 = (1_N \otimes I_n)\zeta_0$. Using (27) and defining $\mathcal{H} = \mathcal{L} + G$, the dynamic of the tracking error (28) becomes

$$\dot{\eta} = (I_N \otimes A)\eta + (c\mathcal{H} \otimes BF)\eta + (\mathcal{H} \otimes B)(\rho\Psi - v_0) \quad (29)$$

with $v_0 = 1_N \otimes v_0$

Theorem 4. Consider the dynamic observer defined in (25). Then, observer error defined in (26) converges to zero asymptotically if

$$F = -B^T P \quad (30)$$

$$c \geq \frac{\phi_{\max}}{\lambda_{\min}(\Phi\mathcal{H} + \mathcal{H}^T\Phi)} \quad (31)$$

$$\rho \geq v_{\max} \quad (32)$$

where P is the solution to the algebraic Riccati equation (24).

Proof. Consider the Lyapunov function candidate as

$$V(\eta) = \eta^T (\Phi \otimes P) \eta \quad (33)$$

where Φ is defined in Lemma 3 and is a positive matrix. Using (29), the time derivative of (33) yields

$$\begin{aligned} \dot{V} = & \underbrace{2\eta^T (\Phi \otimes PA)\eta + 2\eta^T (c\Phi\mathcal{H} \otimes PBF)\eta}_{V_1} \\ & + \underbrace{2\eta^T (\Phi\mathcal{H} \otimes PB)(\rho\Psi - v_0)}_{V_2} \end{aligned} \quad (34)$$

Substituting (30), V_1 can be expressed as

$$V_1 = \eta^T (\Phi \otimes (PA + A^T P))\eta - c\eta^T ((\Phi\mathcal{H} + \mathcal{H}^T\Phi) \otimes PBB^T P)\eta \quad (35)$$

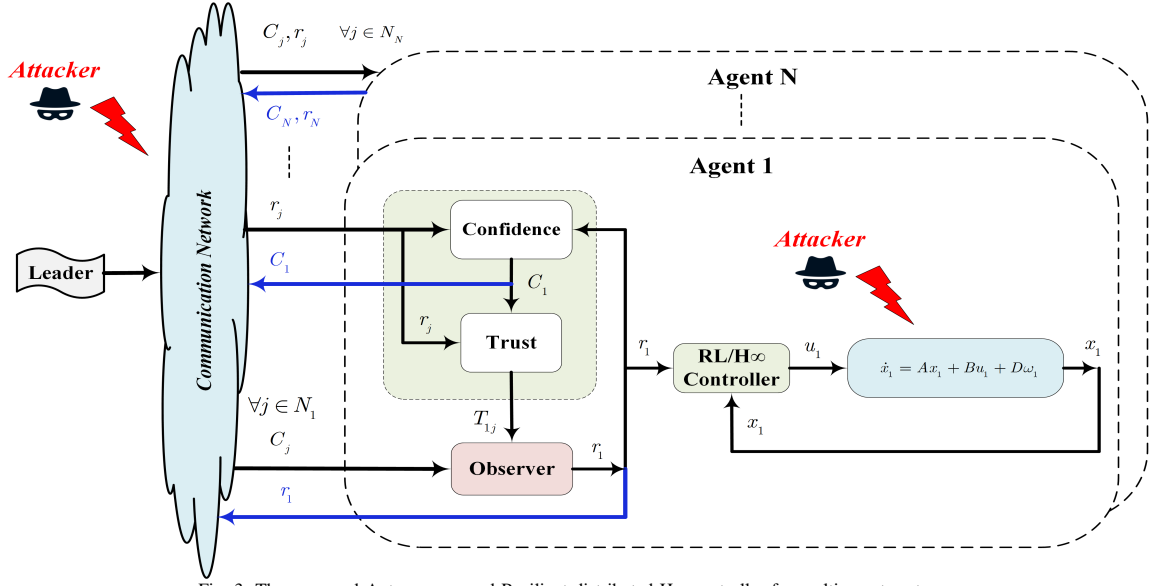


Fig. 3: The proposed Autonomous and Resilient distributed H_∞ controller for multi-agent systems.

Based on Lemma 3, $(\Phi\mathcal{H} + \mathcal{H}^T) > 0$ and the following inequality holds [45]

$$\begin{aligned} -c(\Phi\mathcal{H} + \mathcal{H}^T\Phi) &\leq -c\lambda_{\min}(\Phi\mathcal{H} + \mathcal{H}^T\Phi) \\ &\leq -c \frac{\lambda_{\min}(\Phi\mathcal{H} + \mathcal{H}^T\Phi)}{\phi_{\max}} \Phi \end{aligned} \quad (36)$$

Using the Kronecker property $A \otimes (B + C) = A \otimes B + A \otimes C$ and ARE (24), (36) becomes

$$\begin{aligned} V_1 &= \eta^T (\Phi \otimes (PA + A^T P)) \eta - c \eta^T ((\Phi\mathcal{H} + \mathcal{H}^T\Phi) \otimes PBB^T P) \eta \\ &= -\eta^T (\Phi \otimes I_n) \eta + (1 - c \frac{\lambda_{\min}(\Phi\mathcal{H} + \mathcal{H}^T\Phi)}{\phi_{\max}}) \eta^T (\Phi \otimes PBB^T P) \eta \end{aligned} \quad (37)$$

Therefore, $V_1 \leq 0$ if

$$c \geq \frac{\phi_{\max}}{\lambda_{\min}(\Phi\mathcal{H} + \mathcal{H}^T\Phi)} \quad (38)$$

Now, for V_2 one has

$$V_2 = \sum_{i=1}^N \sum_{j=1}^N \alpha_{ij} \eta_j^T PB(\rho\psi_i - v_0) \leq -(\rho - v_M) \sum_{i=1}^N \left\| B^T P \sum_{j=1}^N \alpha_{ij} \eta_j^T \right\| \quad (39)$$

This implies that $V_2 \leq 0$, if $\rho \geq v_M$. Therefore, $\dot{V} = V_1 + V_2 \leq 0$, if the designed conditions (30)-(32) are satisfied. \square

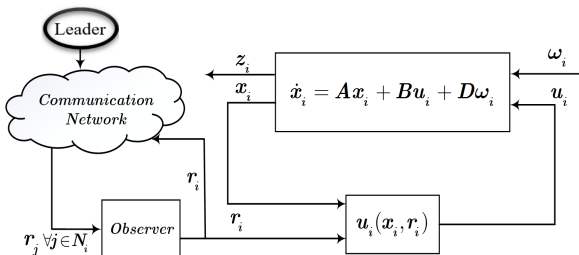


Fig. 4: The proposed control protocol structure for each agent.

Problem 1. (H_∞ Synchronization Problem) Consider N agents with identical dynamics defined in (1). Design a distributed dynamic controller for agent i , $i = 1, \dots, N$, such that

- 1) The bounded L_2 -gain condition (23) is satisfied when $\omega_i \neq 0$.
- 2) The synchronization problem is solved, i.e., $\|x_i(t) - r_i(t)\| \rightarrow 0$, $i = 1, \dots, N$ when $\omega_i = 0$.

\square

Define the error between the state of agent i and its observer as $\epsilon_i(t) = x_i(t) - r_i(t)$, the dynamic of the error becomes

$$\dot{\epsilon}_i(t) = A\epsilon_i(t) + Bu_i(t) + D\omega_i(t) - Bv_i(t) \quad (40)$$

Define the augmented system state as

$$X_i(t) = [\epsilon_i(t)^T \quad r_i(t)^T]^T \in \mathbb{R}^{2n} \quad (41)$$

Exploiting (40) and (25) together yields the augmented system as

$$\dot{X}_i = TX_i + B_1u_i + D_1\omega_i + E_1v_i \quad (42)$$

where

$$T = \begin{bmatrix} A & 0 \\ 0 & A \end{bmatrix}, B_1 = \begin{bmatrix} B \\ 0 \end{bmatrix}, D_1 = \begin{bmatrix} D \\ 0 \end{bmatrix}, E_1 = \begin{bmatrix} -B \\ B \end{bmatrix}, \quad (43)$$

The performance output (22) in terms of the augmented state (41) becomes $\|Z_i\|^2 = X_i^T Q_i X_i + u_i^T R_i u_i$ where $Q_i = \begin{bmatrix} Q_{1i} & 0 \\ 0 & 0 \end{bmatrix}$.

Using (25) and (41), the control protocol for the augmented system can be written as the following non-homogeneous control input

$$u_i = K_i X_i + g_i \quad (44)$$

Note that g_i is used to compensate the non-homogeneous term v_i in the augmented system (42). With the aid of (23), define the discounted performance function in terms of the augmented system (42) as

$$\begin{aligned} J(X_i, u_i, \omega_i) &= \int_0^\infty e^{-\alpha_i(\tau-t)} [X_i^T Q_i X_i + u_i^T R_i u_i - \gamma_i^2 \omega_i^T \omega_i] d\tau \end{aligned} \quad (45)$$

The value function for linear systems is quadratic with the form as

$$V_i(X_i(t)) = X_i(t)^T P_i X_i(t) + 2X_i^T \Pi_i + \Gamma_i \quad (46)$$

and the corresponding Hamiltonian function becomes

$$H(X_i, u_i, \omega_i) \triangleq X_i^T Q_i X_i + u_i^T R_i u_i - \gamma_i^2 \omega_i^T \omega_i - \alpha_i V_i + \frac{dV_i}{dt} \quad (47)$$

Theorem 5. (Non-homogenous game ARE) The optimal solution for the discounted performance function (45) is

$$u_i^* = -R_i^{-1} B_1^T (P_i X_i + \Pi_i) \quad (48)$$

where P_i and Π_i are the solution of the following non-homogeneous game ARE

$$\begin{cases} P_i T + T^T P_i - \alpha_i P_i - P_i B_1 R_i^{-1} B_1^T P_i + \frac{1}{\gamma_i^2} P_i D_1 D_1^T P_i \\ + Q_i = 0 \\ \dot{\Pi}_i = \left(\alpha_i I_{2n} + P_i B_1 R_i^{-1} B_1^T - T^T - \frac{1}{\gamma_i^2} P_i D_1 D_1^T \right) \Pi_i - P_i E_1 v_i \\ \dot{\Gamma}_i = \alpha_i \Gamma_i + \Pi_i^T B_1 R_i^{-1} B_1^T \Pi_i - \frac{1}{\gamma_i^2} \Pi_i^T D_1 D_1^T \Pi_i - 2v_i^T E_1^T \Pi_i \end{cases} \quad (49)$$

Proof. Using the defined value function for the left-hand side of (45) and differentiating (45) along with the augmented system (42) gives the following Bellman equation

$$\begin{aligned} H(X_i, u_i, \omega_i) &= 2X_i^T P_i (TX_i + B_1 u_i + D_1 \omega_i + E_1 v_i) \\ &+ 2(TX_i + B_1 u_i + D_1 \omega_i + E_1 v_i)^T \Pi_i + 2X_i^T \dot{\Pi}_i + \dot{\Gamma}_i \\ &- \alpha_i (X_i(t)^T P_i X_i(t) + 2X_i^T \Pi_i + \Gamma_i) \\ &+ X_i^T Q_i X_i + u_i^T R_i u_i - \gamma_i^2 \omega_i^T \omega_i = 0 \end{aligned} \quad (50)$$

By applying the stationary conditions [46] as $\partial H_i / \partial u_i = 0$, $\partial H_i / \partial \omega_i = 0$, the optimal control and the worst case attack signal can be written as

$$\begin{aligned} u_i^* &= -R_i^{-1} B_1^T (P_i X_i + \Pi_i) \\ \omega_i^* &= \frac{1}{\gamma_i^2} D_1^T (P_i X_i + \Pi_i) \end{aligned} \quad (51)$$

Substituting (51) into Bellman equation, results the following tracking game ARE

$$\begin{aligned} H(X_i, u_i^*, \omega_i^*) &= X_i^T \left(P_i T + T^T P_i - \alpha_i P_i - P_i B_1 R_i^{-1} B_1^T P_i \right. \\ &+ \left. \frac{1}{\gamma_i^2} P_i D_1 D_1^T P_i + Q_i \right) X_i + 2X_i^T \left(\dot{\Pi}_i - P_i B_1 R_i^{-1} B_1^T \Pi_i + \right. \\ &+ \left. \frac{1}{\gamma_i^2} P_i D_1 D_1^T \Pi_i + P_i E_1 v_i - \alpha_i \Pi_i + T^T \Pi_i \right) \\ &+ \left(\dot{\Gamma}_i - \alpha_i \Gamma_i - \Pi_i^T B_1 R_i^{-1} B_1^T \Pi_i + \frac{1}{\gamma_i^2} \Pi_i^T D_1 D_1^T \Pi_i + 2v_i^T E_1^T \Pi_i \right) = 0 \end{aligned} \quad (52)$$

Since (52) is satisfied for all X_i , this can occur if and only if (49) holds. This completes the proof. \square

The following theorem shows that the control protocol (48) along with (49) solves the H_∞ synchronization problem.

Theorem 6. Consider the MAS (1) under the attack ω_i . Let the control protocol be defined as (48). Then, the part 2 of Problem 1 is solved if α_i is designed small enough.

Proof. Using the augmented dynamics (42) and the performance function (45), the Hamiltonian function in terms of the optimal control and disturbance is defined as

$$\begin{aligned} H(\rho_i, u_i^*, \omega_i^*) &= e^{-\alpha_i t} \left(X_i^T Q_i X_i + u_i^{*T} R_i u_i^* - \gamma_i^2 \omega_i^{*T} \omega_i^* \right) \\ &+ \rho_i^T (TX_i + B_1 u_i^* + D_1 \omega_i^* + E_1 v_i) \end{aligned} \quad (53)$$

where ρ_i is known as the costate variable for agent i . Using Pontryagins maximum principle, the optimal solutions u_i^* and d_i^* satisfy the following state and costate equations:

$$\begin{aligned} \dot{X}_i &= H_{\rho_i}(X_i, \rho_i) \\ \dot{\rho}_i &= -H_{X_i}(X_i, \rho_i) \end{aligned} \quad (54)$$

Define the new variable as

$$\mu_i = e^{\alpha_i t} \rho_i \quad (55)$$

and $H^m = e^{\alpha_i t} H$, (53) turns into

$$\begin{aligned} H^m(\mu_i, u_i^*, \omega_i^*) &= \left(X_i^T Q_i X_i + u_i^{*T} R_i u_i^* - \gamma_i^2 \omega_i^{*T} \omega_i^* \right) \\ &+ \mu_i^T (TX_i + B_1 u_i^* + D_1 \omega_i^* + E_1 v_i) \end{aligned} \quad (56)$$

The conditions (54) can be written as

$$\begin{aligned} \dot{X}_i &= H_{\mu_i}^m(X_i, \mu_i) \\ \dot{\mu}_i &= \alpha_i \mu_i - H_{X_i}^m(X_i, \mu_i) \end{aligned} \quad (57)$$

Equation (57) is equivalent to the Hamiltonian equation (47) with $\mu_i = V_{ix}^*$ as

$$\mu_i = \partial V_i / \partial X_i = 2P_i X_i + 2\Pi_i = 2\mu_{1i} + 2\Pi_i \quad (58)$$

Now, using $\partial H^m / \partial u_i^* = 0$ and $\partial H^m / \partial \omega_i^* = 0$, one has

$$\begin{aligned} u_i^* &= -\frac{1}{2} R^{-1} B_1^T \mu_i = -R^{-1} B_1^T (P_i X_i + \Pi_i) \\ \omega_i^* &= \frac{1}{2\gamma_i^2} D_1^T \mu_i = \frac{1}{\gamma_i^2} D_1^T (P_i X_i + \Pi_i) \end{aligned} \quad (59)$$

Substituting (59) into (56) gives

$$\begin{aligned} H^m &= \left(X_i^T Q_i X_i + \frac{1}{4} \mu_i^T B_1 R^{-1} B_1^T \mu_i - \frac{1}{4\gamma_i^2} \mu_i^T D_1 D_1^T \mu_i \right) \\ &+ \mu_i^T \left(TX_i - \frac{1}{2} B_1 R^{-1} B_1^T \mu_i + \frac{1}{2\gamma_i^2} D_1 D_1^T \mu_i + E_1 v_i \right) \end{aligned} \quad (60)$$

Using (57) and (58), one has

$$\begin{aligned} \dot{X}_i &= TX_i - B_1 R^{-1} B_1^T \mu_{i1} + \frac{1}{\gamma_i^2} D_1 D_1^T \mu_{i1} - B_1 R^{-1} B_1^T \Pi_i \\ &+ \frac{1}{\gamma_i^2} D_1 D_1^T \Pi_i + E_1 v_i \end{aligned} \quad (61)$$

$$\dot{\mu}_{i1} = -Q_i X_i - T^T \mu_i + \alpha_i \mu_{i1}$$

which can be written in the form of

$$\begin{aligned} \begin{bmatrix} \dot{X}_i \\ \dot{\mu}_{i1} \end{bmatrix} &= \begin{bmatrix} T & -\left(B_1 R_i^{-1} B_1^T - \frac{1}{\gamma_i^2} D_1 D_1^T \right) \\ -Q_i & -T^T + \alpha_i I \end{bmatrix} \begin{bmatrix} X_i \\ \mu_{i1} \end{bmatrix} \\ &+ \begin{bmatrix} E_1 \\ 0 \end{bmatrix} - \begin{bmatrix} B_1 R_i^{-1} B_1^T - \frac{1}{\gamma_i^2} D_1 D_1^T \\ 0 \end{bmatrix} \begin{bmatrix} v_i \\ \Pi_i \end{bmatrix} \end{aligned} \quad (62)$$

The rest of the proof is similar to [47], and therefore, is omitted. \square

Theorem 7. Assume that there exists a continuous semidefinite solution $V^*(X)$ to the Hamiltonian function (47). Then, the control input u^* defined in (48) makes the closed-loop system to have L_2 gain less than or equal to γ_i .

Proof. The Hamiltonian function (47) for the optimal value function V_i^* , and any control policy u_i and disturbance policy ω_i become

$$H(V_i^*, u_i, d_i) = X_i^T Q_i X_i + u_i^T R_i u_i - \gamma_i^2 \omega_i^T \omega_i - \alpha_i V_i^* + V_{iX}^{*T} (T X_i + B_1 u_i + D_1 \omega_i + E_1 v_i) \quad (63)$$

Using (52), one has

$$H(V_i^*, u_i, d_i) = H(V_i^*, u_i^*, \omega_i^*) + (u_i - u_i^*)^T R_i (u_i - u_i^*) + \gamma_i^2 (\omega_i - \omega_i^*)^T (\omega_i - \omega_i^*) \quad (64)$$

According to Hamiltonian equation (47), $H(V_i^*, u_i^*, \omega_i^*) = 0$. Using (63) and (64), one has

$$\begin{aligned} & X_i^T Q_i X_i + u_i^T R_i u_i - \gamma_i^2 \omega_i^T \omega_i - \alpha_i V_i^* \\ & + V_{iX}^{*T} (T X_i + B_1 u_i + D_1 \omega_i + E_1 v_i) \\ & = -(u_i - u_i^*)^T R_i (u_i - u_i^*) - \gamma_i^2 (\omega_i - \omega_i^*)^T (\omega_i - \omega_i^*) \end{aligned} \quad (65)$$

Substituting the optimal control policy $u_i = u_i^*$ in (65) yields

$$\begin{aligned} & X_i^T Q_i X_i + u_i^T R_i u_i - \gamma_i^2 \omega_i^T \omega_i - \alpha_i V_i^* \\ & + V_{iX}^{*T} (T X_i + B_1 u_i + D_1 \omega_i + E_1 v_i) \\ & = -\gamma_i^2 (\omega_i - \omega_i^*)^T (\omega_i - \omega_i^*) \leq 0 \end{aligned} \quad (66)$$

Multiplying both sides of (66) by $e^{-\alpha_i t}$, and defining $\dot{V}_i^* = V_{iX}^{*T} (T X_i + B_1 u_i + D_1 \omega_i + E_1 v_i)$ as the derivative of V_i^* along the trajectories of the closed-loop system, gives

$$\frac{d}{dt} (e^{-\alpha_i t} V_i^*) \leq e^{-\alpha_i t} (-X_i^T Q_i X_i - u_i^T R_i u_i + \gamma_i^2 \omega_i^T \omega_i) \quad (67)$$

Integrating both sides of (67), for every $T > 0$ and every $\omega_i \in L_2[0, \infty)$ gives

$$\begin{aligned} & e^{-\alpha_i T} V_i^*(X_i(T)) - V_i^*(X_i(0)) \\ & \leq \int_0^T e^{-\alpha_i \tau} (-X_i^T Q_i X_i - u_i^T R_i u_i + \gamma_i^2 \omega_i^T \omega_i) d\tau \end{aligned} \quad (68)$$

Since $V_i^*(.) \geq 0$ the above equation turns into

$$\begin{aligned} & \int_0^T e^{-\alpha_i \tau} (X_i^T Q_i X_i + u_i^{*T} R_i u_i^*) d\tau \\ & \leq \int_0^T e^{-\alpha_i \tau} \gamma_i^2 \omega_i^T \omega_i d\tau + V_i^*(X_i(0)) \end{aligned} \quad (69)$$

This completes the proof. \square

In Section VI, an online model-free solution for the Problem 1 is presented by learning online the solution to the non-homogeneous game ARE (49). Note also that the observer state can be override by the attacker before being sent to neighbors by compromising the outgoing communication network or by entirely compromising an agent. This types of attack is mitigated in the next section before presenting the resilient model-free algorithm.

V. ATTACK DETECTION AND MITIGATION FOR TYPE 2 ATTACKS

In this section, a distributed monitor is proposed for Type 2 attacks.

The only information that is exchanged among agents, is their observer state. Although the proposed security in the first layer make our approach resilient to Type 1 attacks, attacks on the communication network and attacks that compromise an entire agent can still falsify the observer state. To mitigate Type 2 attacks, first, a confidence value is defined for each agent, which indicates the trustworthiness of its own observer information (which can be compromised by attacks on its neighbors or incoming links), depending on whether or not it is in the path of an attacker and its closeness to the source of the attack. Agents communicate their confidence value with their neighbors to alert them to put less weight on the relative information of non-confident agents. If an agent is not confident about its own observer information, it then assigns a trust value to its neighbors and incorporates these trust values along with the confidence values received from neighbors in its update law to determine the significance of the incoming information. It is shown that this eventually isolates the compromised agents.

Note that, in contrast to existing mitigation approaches, we do not discard neighbor's information for an agent based solely on the difference between their values. If there is no attack, then, the agent trusts all its neighbors and does not discard useful information of its neighbors even if they are different than its own information. Figure 5 shows the block diagram of the proposed distributed monitor. Note also that it is assumed here that the attacker designs its signal based on Theorem 3 to deceive intact agents, so that they cannot monitor any anomaly by examining their local neighborhood tracking error. This is considered the worst attack scenario. If, however, the attacker does not satisfy conditions of Theorem 3, an intact agent can investigate the mean and variance of its own local neighborhood tracking error to detect an attack (and therefore define a confidence value for trustworthiness of its own information), and the difference between statistical properties of the signals it receives from its neighbors to identify the compromised agents (by defining a trust value) [38].

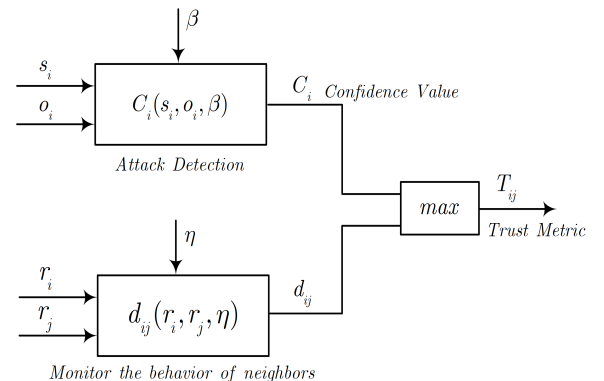


Fig. 5: Distributed Monitor Structure.

A. Confidence value

In this subsection, a confidence value is defined for each agent which shows the validity of its information.

To proceed, let us define

$$o_i = \|\eta_i\| \quad (70)$$

for agent i , with η_i defined in (26). Based on Theorem 2, η_i and, consequently, o_i converges to zero for intact agents, regardless of the attack. Now, define

$$s_i = \sum_{j \in N_i} a_{ij} \|r_j - r_i\| + b_i \|\zeta_0 - r_i\| \quad (71)$$

for agent i . In contrast to o_i , s_i does not converge to zero if agent i is in the path of an attacker. This is because $s_i = 0$ requires $r_j = r_i, \forall j \in N_i$, which indicates that agent i and its neighbors are synchronized and, therefore, are not in the path of an attacker. In the absence of attack, o_i and s_i converge to zero and have the same behavior. Therefore, by comparing o_i and s_i one can detect whether or not the agent is in the path of a compromised agent. Define the confidence value for an intact agent i as

$$C_i(t) = \beta \int_0^t e^{-\beta(t-\tau)} z_i(\tau) d\tau \quad (72)$$

where $0 \leq C_i \leq 1$ with

$$z_i(t) = \frac{\Delta_i}{\Delta_i + \|s_i(t) - o_i(t)\|} \quad (73)$$

where $\beta > 0$ is a discount factor used to determine how much we value the current experience with regard to the past experiences. Δ_i is a threshold value to account for other factors than attacks, i.e., channel fading and disturbance. If agent i is not in the path of any compromised agent, $\|s_i - o_i\|$ is zero almost all the time and, consequently, C_i is almost one. On the other hand, if agent i is affected by an attacker, then $\|s_i - o_i\| \gg \Delta_i$, and C_i is less than one and its value depends on how close the agent is to the source of the attack. Equation (72) can be implemented by the following differential equation

$$\dot{C}_i(t) + \beta C_i(t) = \beta z_i(t) \quad (74)$$

The worst case scenario is assumed in which a compromised agent always sends the confidence value 1 to its neighbors to deceive them.

B. Trust value

In this subsection, a trust value is defined to determine the importance of the incoming information of each agent's neighbor.

To calculate the trust value of agent i to agent j , we first measure the difference between the state of agent j and the average of the state of all neighbors of agent i using

$$d_{ij}(t) = \kappa \int_0^t e^{-\kappa(t-\tau)} l_{ij}(\tau) d\tau \quad (75)$$

where

$$l_{ij}(t) = \frac{\theta_i}{\|r_j(t) - h_i(t)\| + \theta_i} \quad (76)$$

with

$$h_i = \frac{1}{|N_i|} \sum_{j \in N_i} r_j$$

where h_i is the average value of the neighbors of agent i and $|N_i|$ is the number of neighbors of agent i . The discount factor $\kappa > 0$ determines how much we value the current experience of interaction with regard to the past experiences. θ_i is a threshold value to take into account other factors rather than attacks, i.e., channel fading and disturbance. Equation (75) can be implemented as

$$\dot{d}_{ij}(t) + \eta d_{ij}(t) = \eta l_{ij}(t) \quad (77)$$

Now, we define the trust value of agent i to agent j as

$$T_{ij}(t) = \max(C_i(t), d_{ij}(t)) \quad (78)$$

with $0 \leq T_{ij}(t) \leq 1$. T_{ij} can also be normalized to satisfy $\sum_{j \in N_i} T_{ij}(t) = 1$.

If there is no attack and the network is also synchronized, then, $\|r_j - h_i\| \forall j \in N_i$ is zero, and, consequently, T_{ij} is one $\forall j \in N_i$. Moreover, when there is no attack and agent i receives considerably different values from its neighbors before synchronization, e.g. as a result of a change in the state of the leader, since C_i is close to one as there is no attack, T_{ij} is almost one $\forall j \in N_i$. On the other hand, if agent i is affected by an attack, then C_i is small and the trust of agent i to agent j depends on $\|r_j - h_i\|, j \in N_i$. The greater the difference between r_j and h_i , the more likely agent j is the source of the attack (or close to it), and the less trustful that agent is. We assume that the immediate neighbors of the leader always trust the leader. If the trust value for a neighbor is less than a threshold α , then it will be identified as a compromised agent, with the communication weight set to zero. That is,

$$T_{ij}(t) = \begin{cases} T_{ij}(t) & T_{ij}(t) \geq \alpha \\ 0 & T_{ij}(t) < \alpha \end{cases} \quad (79)$$

To take into account the confidence value received from neighbors, and the trust values calculated for neighbors, the local neighborhood observer tracking error used in the observer dynamic (25) is now revisited as

$$\begin{cases} \dot{r}_i = Ar_i + Bv_i \\ v_i = cF\eta_i + \rho h(F\eta_i) \\ \eta_i = \sum_{j \in N_i} C_j(t) T_{ij}(t) a_{ij}(r_j - r_i) + b_i(\zeta_0 - r_i) \end{cases} \quad (80)$$

Assumption 4. The network connectivity is at least $(2f + 1)$, i.e., at least half of the neighbors of each agent are intact [48].

Theorem 8. Consider the MAS (1) with the leader dynamic (2) under the control protocol (48). Let the observer dynamic (80) be used. Then, All agents synchronize to the leader, when a legitimate leader change occurs.

Proof. It is shown in Lemma 3 that observer state converges to the leader state simultaneously. This concludes the local neighborhood observer tracking error (26) converges to zero for all agents. Therefore, from (70) and (71), one has $o_i \rightarrow 0$ and $s_i \rightarrow 0$. In such situation, $\|s_i(t) - o_i(t)\| \rightarrow 0$ and based

on (73), $z_i(t) \rightarrow 1$. Then, equation (72) yields $C_i(t) \rightarrow 1$, and consequently, from (78), $T_{ij}(t) \rightarrow 1$. Under this condition, the problem is converted into a simple synchronization problem which is solved using the proposed control protocol in Theorem 1. \square

Remark 5. If Assumption 4 is violated for an agent that is under attack, then it cannot recover because it deceptively trusts most of its neighbors and be misguided. However, other intact immediate neighbors of this agent will have small confidence values as they receive different values from their intact and misguided neighbors. Therefore, the misguided neighbor will be isolated from the network by its neighbors to avoid spreading the attack. It is also shown in the simulation results section that if only the confidence values are incorporated in the observer, then even for a network of low topological connectivity, all intact agents, except for the immediate neighbors of the compromised agent, will significantly mitigate the attack.

VI. MODEL-FREE RESILIENT OFF-POLICY RL FOR SOLVING OPTIMAL SYNCHRONIZATION FOR INTACT AGENTS

In this section, an RL algorithm is proposed to solve Problem 1 on-line and without requiring any knowledge of the agents dynamics.

The off-policy RL allows to separate the behavior policy from the target policy for both control input and attack. In order to find the optimal control (48) without the requirement of the knowledge of the system dynamics, off-policy RL algorithm [47] is used in this subsection. Off-policy algorithm has two separate stages. In the first stage, an admissible policy is applied to the system and the system information is recorded over the time interval T . Then, in the second stage, without requiring any knowledge of the system dynamics, the information gathered in stage 1 is repeatedly used to find a sequence of updated policies u_i^k and ω_i^k converging to u_i^* and ω_i^* . To this end, the augmented system dynamics (42) is first written as

$$\dot{X}_i = T^k X_i + B_1 (u_i - u_i^k) + D_1 (\omega_i - \omega_i^k) + E_1 v_i \quad (81)$$

where X_i is defined in (41) and u_i^k and ω_i^k denote the control and disturbance target policies in iteration k to be updated. Now, using (46), one has

$$V_i^k(X_i(t)) = X_i(t)^T P_i^k X_i(t) + 2X_i^T \Pi_i^k + \Gamma_i^k \quad (82)$$

In this case, the control policy and worst case attack signal (48) can be written as

$$\begin{aligned} u_i^{k+1} &= -R_i^{-1} B_1^T (P_i^k X_i + \Pi_i^k) \\ \omega_i^{k+1} &= \frac{1}{\gamma_i^2} D_1^T (P_i^k X_i + \Pi_i^k) \end{aligned} \quad (83)$$

Taking time derivative of V_i^k along the augmented system dynamic (82) yields

$$\begin{aligned} \dot{V}_i^k(X_i(t)) &= \alpha_i \left(X_i(t)^T P_i^k X_i(t) + 2X_i^T \Pi_i^k + \Gamma_i^k \right) - X_i^T Q_i X_i \\ &\quad - (u_i^k)^T R_i (u_i^k) - 2(u_i^{k+1})^T R_i (u_i - u_i^k) \\ &\quad + \gamma_i^2 (\omega_i^k)^T (\omega_i^k) + 2\gamma_i^2 (\omega_i^{k+1})^T (\omega_i - \omega_i^k) \end{aligned} \quad (84)$$

The following off-policy integral RL Bellman equation is derived by multiplying both sides of (84) by $e^{-\alpha_i(\tau-t)}$ and integrating

$$\begin{aligned} &e^{-\alpha_i T} V_i^k(X_i(t+T)) - V_i^k(X_i(t)) \\ &= - \int_t^{t+T} e^{-\alpha_i(\tau-t)} \left(X_i^T Q_i X_i + (u_i^k)^T R_i (u_i^k) - \gamma_i^2 (\omega_i^k)^T (\omega_i^k) \right) d\tau \\ &\quad + \int_t^{t+T} e^{-\alpha_i(\tau-t)} \left(2\gamma_i^2 (\omega_i^{k+1})^T (\omega_i - \omega_i^k) - 2(u_i^{k+1})^T R_i (u_i - u_i^k) \right) d\tau \end{aligned} \quad (85)$$

The off-policy RL algorithm presented by iterating on (85) to solve the non-homogeneous game ARE, is listed in Algorithm 1.

Theorem 9. Consider the MAS (1) with the leader dynamic (2) under the control protocol (48) with the observer dynamics given by (80). Let the off-policy Algorithm 1 is used to learn the gains in (48). Then, Problem 1 is solved, if Assumptions 1 to 4 are satisfied.

Proof. Similar to [47], one can show that the off-policy RL Algorithm 1 solves Problem 1 in an optimal manner, as long as $r_i \rightarrow \zeta_0$. That is, for intact agents $x_i \rightarrow \zeta_0$ and for compromised agent the L_2 condition (23) is satisfied. This boils down the proof to showing that $r_i \rightarrow \zeta_0$ even if the system is under attack.

If the attack is on sensors and actuators of a compromised agent, $C_j(t)$ and $T_{ij}(t)$ will be tuned as (74) and (78), respectively, to detect and remove the compromised agent. The intact agent i cannot be able to detect an attack on its neighbors when all of its neighbors sent the same value to it. In this case, $r_j = r_i$, $j \in N_i$ and, therefore, both s_i and o_i are zero and the confidence value for this agent is one despite attack. However, based on Assumption 4, the total number of compromised agents is assumed less than half of the network connectivity, i.e., $2f + 1$. Therefore, even if f neighbors of an intact agent are attacked and collude to send the same value to misguide it, there still exists $f + 1$ intact neighbors that communicate values different than the compromised ones. Thus, $r_j \neq r_i$ for some $j \in N_i$ and, therefore, although o_i in (70) is zero, s_i in (71) is nonzero and, consequently, its confidence value C_i in (72) will increase and the attack will be detected. Moreover, since at least half of its neighbors are intact, it can update its trust values to remove the compromised neighbors. On the other hand, the entire network is still connected to the agent under attack is not disconnected and, therefore, the graph is still connected with the intact agents. It is shown in [49] that if $T_{ij}(t) \geq \alpha$ for some positive α , which is the trust threshold in our case, and there exist a uniformly bounded sequence of contiguous time intervals such that the unions of graphs across each interval are connected, then the synchronization of the observer state to the leader is guaranteed for intact agents. \square

Remark 6. In the proposed control framework, the learning mechanism is resilient against both Types 1 and 2 attacks. It is shown that the learning procedure requires the agent's state and its observer state to learn the optimal solution by solving a non-homogeneous game ARE. The observer state of each agent depends on the observer state of its neighbors.

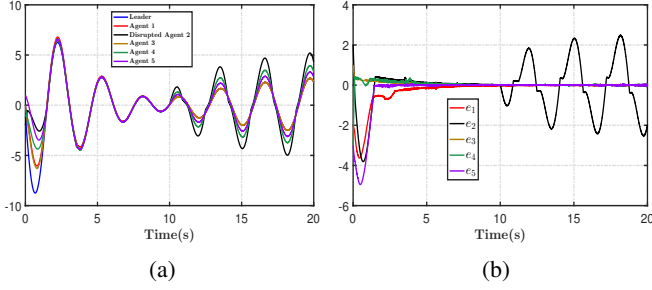


Fig. 6: Agents state, when Agent 2 is under the Type 1 attack (89). (a) The standard control protocol (5) is used. (b) The local neighborhood tracking error (4) for each agent.

Since the observer is a software, attacks on the physical layer, i.e., attacks on sensor and actuator, cannot affect the state of the observer, and therefore, the corrupted information is not utilized for learning. In this case, for the compromised agent, the H_∞ control protocol is used to attenuate the effect of the attacker during learning. For the Type 2 attacks, for which the observer state of agents is directly affected by the attacker, the second layer of security isolates the compromised agent and prevent the corruption information propagation across the network and used by agents during and after learning.

Remark 7. In the proposed Algorithm 1, steps 4 to 9 for finding the trust and confidence values will be continually employed even after learning. However, the learning steps 10-12 will be skipped, because the gains required for the control policy are computed and there is no need to further computation, unless another learning phase is initiated by any change in the agent dynamics.

VII. SIMULATION RESULTS

In this section, an examples is provided to verify the effectiveness of the proposed control protocol. The communication graph shown in Fig. 1 is used.

Consider 5 agents with dynamics given by

$$\dot{x}_i = \begin{bmatrix} 0 & -4 \\ 1 & 0 \end{bmatrix} x_i + \begin{bmatrix} 1 \\ 0 \end{bmatrix} u_i + \begin{bmatrix} 1 \\ 0 \end{bmatrix} \omega_i \quad (86)$$

The leader dynamics is

$$\dot{x}_0 = \begin{bmatrix} 0 & -4 \\ 1 & 0 \end{bmatrix} x_0 + \begin{bmatrix} 1 \\ 0 \end{bmatrix} (4e^{-0.15t} \sin(2t)) \quad (87)$$

Using (86) and (25), the augmented system dynamics (42) becomes

$$\dot{X}_i = \begin{bmatrix} 0 & -4 & 0 & 0 \\ 1 & 0 & 0 & 0 \\ 0 & 0 & 0 & -4 \\ 0 & 0 & 1 & 0 \end{bmatrix} X_i + \begin{bmatrix} 1 \\ 0 \\ 0 \\ 0 \end{bmatrix} u_i + \begin{bmatrix} 1 \\ 0 \\ 0 \\ 0 \end{bmatrix} \omega_i + \begin{bmatrix} -1 \\ 0 \\ 1 \\ 0 \end{bmatrix} v_i \quad (88)$$

The design parameters are $Q_{1i} = 100I_2$, $R_i = 1$, $\alpha_i = 0.1$ and, $\gamma_i = 10$ for all agents. Now, assume that Agent 2 is affected by an attack signal defined as

$$\omega_2 = \begin{cases} 10 \sin(2t) & t \geq 10 \\ 0 & \text{otherwise} \end{cases} \quad (89)$$

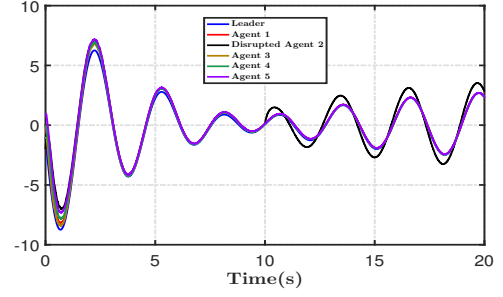


Fig. 7: The proposed control protocol structure for each agent.

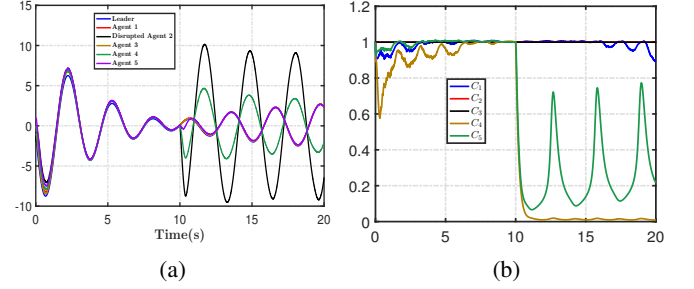


Fig. 8: Agent 2 is under Type 2 attack but Assumption 4 does not hold. (a) Agents state when the control protocol (48) with the observer (80) is used. (b) Confidence value of all agents.

The agents' states are shown in Fig. 6 when Agent 2 is under the Type 1 attack, which is attacks on sensors and actuators. It is observed from Fig. 6a that when the standard distributed controller (5) is used, before attack all agents synchronize to the leader, however, after the attack, Agents 4 and 5, which have a path to the compromised Agent 2, do not synchronize to the leader. These results are consistent with Theorem 1. One can see from Fig. 6b that as stated in Theorem 3, the local neighborhood tracking error (4) converges to zero for all intact agents except the compromised agent.

The performance of the observer-based H_∞ controller in presence of Type 1 attack (89) defined in (48) is shown in Fig. 7. One can see that the compromised agent is the only one that does not follow the leader. Moreover, the H_∞ controller attenuates the effect of the attack on the disrupted agent, which can be seen by comparing the deviation level of the compromised agent state from its desired value in Figs. 6a and 7.

Now, assume that Agent 2 is under the Type 2 attack. In this case, the attack signal (89) is applied to the observer of Agent 2. However, Assumption 4 is not satisfied. The result is shown in Fig. 8. It can be seen from Fig. 8a that using the second security layer, only the compromised agent and its direct neighbor do not synchronize to the leader. The confidence value of the agents is shown in Fig. 8b. One can see that the Agents 4 and 5 are not confident about their own observer information, since they are in the path of the compromised agent.

Now, to satisfy the Assumption 4, it is considered that 2 incoming links from Agent 5 and Agent 1 are connected to the Agent 4. Fig. 9 shows the agents output and confidence value when Assumption 4 is satisfied. It can be seen from Fig. 9a that only the compromised agent does not synchronize to

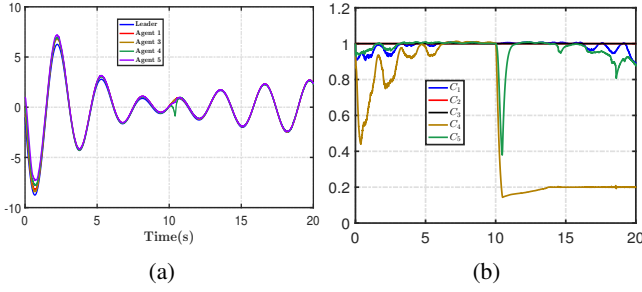


Fig. 9: Agent 2 is under Type 2 attack and Assumption 4 holds. (a) Agents state when the control protocol (48) with the observer (80) is used. (b) Confidence value of all agents.

the leader and all intact agents converge to the leader. The confidence value of the agents is shown in Fig. 9b. One can see that the Agents 4 is not confident about its own observer information since it is the only neighbor of the compromised agent.

Algorithm 1 Autonomous Resilient Control Protocol (ARCP) for agent i

- 1: **Procedure** ARCP
- 2: **Apply an admissible behavior policy to the agent**
- 3: **For** $i=1:N$
- 4: **Use** r_j , $j \in N_i$ **to compute** s_i **and** o_i
- 5: **Compute** C_i **as**

$$C_i(t) = \beta \int_0^t \frac{\Delta_i e^{-\beta(t-\tau)}}{\Delta_i + \|s_i(\tau) - o_i(\tau)\|} d\tau$$

- 6: **Communicate** C_i **with agents** $j \in N_i$
- 7: **For each agent** $j \in N_i$, **compute**

$$d_{ij}(t) = \kappa \int_0^t \frac{\theta_i e^{-\kappa(t-\tau)}}{\theta_i + \left\| r_j(\tau) - \frac{1}{|N_i|} \sum_{j \in N_i} r_j \right\|} d\tau$$

$$T_{ij}(t) = \max(C_i(t), d_{ij}(t))$$

- 8: **Use** C_j , $j \in N_i$ **and** T_{ij} **to find**

$$\eta_i = \sum_{j \in N_i} C_j(t) T_{ij}(t) a_{ij}(r_j - r_i) + b_i(\zeta_0 - r_i)$$

- 9: **Compute the observer state** r_i **using update law** (25)
- 10: **Collect enough samples** $X_i = [X_i; X_i(iT_s)]$ **and** u_i **at different sampling interval** T_s
- 11: **End for**
- 12: **Given** u_i^k **and collected information solve the following Bellman equation**

$$\begin{aligned} e^{-\alpha_i T} V_i^k(X_i(t+T)) - V_i^k(X_i(t)) = & \\ - \int_t^{t+T} e^{-\alpha_i(\tau-t)} \left(X_i^T Q_i X_i + (u_i^k)^T R_i (u_i^k) - \gamma_i^2 (\omega_i^k)^T (\omega_i^k) \right) d\tau & \\ + 2\gamma_i^2 \int_t^{t+T} e^{-\alpha_i(\tau-t)} (\omega_i^{k+1})^T (\omega_i - \omega_i^k) d\tau & \\ - 2 \int_t^{t+T} e^{-\alpha_i(\tau-t)} (u_i^{k+1})^T R_i (u_i - u_i^k) d\tau & \end{aligned}$$

- 13: **Once the learning is done, replace the behavior policy with the control solution found using RL**
-

VIII. CONCLUSION

A resilient autonomous control framework is proposed for leader-follower MAS with active leader. It is first shown that existing standard synchronization control protocols are prone to attacks. Then, a two-layer resilient learning-based control protocol is presented to find optimal solutions to the synchronization problem in the presence of attacks and system dynamic uncertainties. In the first layer, an observer-based distributed H_∞ controller is designed to prevent propagating the effects of attacks on sensors and actuators throughout the network, as well as attenuate the effect of these attacks on the compromised agent itself. Non-homogeneous game algebraic Riccati equations are derived to solve the H_∞ optimal synchronization problem and an off-policy reinforcement learning is utilized to learn their solution without requiring any knowledge of the agent's dynamics. In the second layer, a trust-confidence based distributed control protocol is proposed to mitigate attacks that hijack the entire node and attacks on communication links. It is shown that the proposed RL-based H_∞ control protocol is resilient against attacks.

REFERENCES

- [1] R. Olfati-Saber, J. A. Fax, and R. M. Murray, "Consensus and cooperation in networked multi-agent systems," *Proceedings of the IEEE*, vol. 95, pp. 215–233, Jan 2007.
- [2] A. Jadbabaie, J. Lin, and A. S. Morse, "Coordination of groups of mobile autonomous agents using nearest neighbor rules," *IEEE Transactions on Automatic Control*, vol. 48, pp. 988–1001, June 2003.
- [3] J. Fax and R. Murray, "Information flow and cooperative control of vehicle formations," *IEEE Transactions on Automatic Control*, vol. 49, no. 9, pp. 1465–1476, 2004. cited By 2455.
- [4] W. Ren, R. W. Beard, and E. M. Atkins, "Information consensus in multivehicle cooperative control," *IEEE Control Systems*, vol. 27, pp. 71–82, April 2007.
- [5] R. S. Sutton and A. G. Barto, *Reinforcement learning: An introduction*, vol. 1(1). MIT press Cambridge, 1998.
- [6] W. B. Powell, *Approximate Dynamic Programming: Solving the curses of dimensionality*, vol. 703. John Wiley & Sons, 2007.
- [7] W. T. Miller, R. S. Sutton, and P. J. Werbos, *A Menu of Designs for Reinforcement Learning Over Time*, pp. 67–95. MIT Press, 1995.
- [8] F. L. Lewis, D. Vrabie, and K. G. Vamvoudakis, "Reinforcement learning and feedback control: Using natural decision methods to design optimal adaptive controllers," *IEEE Control Systems*, vol. 32, no. 6, pp. 76–105, 2012.
- [9] F. Y. Wang, H. Zhang, and D. Liu, "Adaptive dynamic programming: An introduction," *IEEE Computational Intelligence Magazine*, vol. 4, pp. 39–47, May 2009.
- [10] K. Doya, "Reinforcement learning in continuous time and space," *Neural computation*, vol. 12, no. 1, pp. 219–245, 2000.
- [11] D. Liu, D. Wang, and H. Li, "Decentralized stabilization for a class of continuous-time nonlinear interconnected systems using online learning optimal control approach," *IEEE Transactions on Neural Networks and Learning Systems*, vol. 25, pp. 418–428, Feb 2014.
- [12] Y. Zhu, D. Zhao, and X. Li, "Iterative adaptive dynamic programming for solving unknown nonlinear zero-sum game based on online data," *IEEE Transactions on Neural Networks and Learning Systems*, vol. 28, pp. 714–725, March 2017.
- [13] D. Liu, X. Yang, D. Wang, and Q. Wei, "Reinforcement-learning-based robust controller design for continuous-time uncertain nonlinear systems subject to input constraints," *IEEE Transactions on Cybernetics*, vol. 45, pp. 1372–1385, July 2015.
- [14] B. Luo, H. N. Wu, and T. Huang, "Off-policy reinforcement learning for h_∞ control design," *IEEE Transactions on Cybernetics*, vol. 45, pp. 65–76, Jan 2015.
- [15] B. Kiumarsi, F. L. Lewis, H. Modares, A. Karimpour, and M.-b. Naghibi-Sistani, "Reinforcement q-learning for optimal tracking control of linear discrete-time systems with unknown dynamics," *Automatica*, vol. 50, no. 4, pp. 1167–1175, 2014.

- [16] Z. Ni, H. He, and J. Wen, "Adaptive learning in tracking control based on the dual critic network design," *IEEE Transactions on Neural Networks and Learning Systems*, vol. 24, pp. 913–928, June 2013.
- [17] B. Kiumarsi and F. L. Lewis, "Actor-critic-based optimal tracking for partially unknown nonlinear discrete-time systems," *IEEE Transactions on Neural Networks and Learning Systems*, vol. 26, no. 1, pp. 140–151, 2015.
- [18] K. G. Vamvoudakis and F. L. Lewis, "Online solution of nonlinear two-player zero-sum games using synchronous policy iteration," *International Journal of Robust and Nonlinear Control*, vol. 22, no. 13, pp. 1460–1483, 2012.
- [19] M. I. Abouheaf and F. L. Lewis, "Multi-agent differential graphical games: Nash online adaptive learning solutions," in *52nd IEEE Conference on Decision and Control*, pp. 5803–5809, Dec 2013.
- [20] L. Buoni, R. B. hatska, and B. D. Schutter, "A comprehensive survey of multiagent reinforcement learning," *IEEE Transactions on Systems, Man, and Cybernetics, Part C (Applications and Reviews)*, vol. 38, pp. 156–172, March 2008.
- [21] S. Zuo, Y. Song, F. L. Lewis, and A. Davoudi, "Optimal robust output containment of unknown heterogeneous multiagent system using off-policy reinforcement learning," *IEEE Transactions on Cybernetics*, vol. PP, no. 99, pp. 1–11, 2017.
- [22] Y. Hong, J. Hu, and L. Gao, "Tracking control for multi-agent consensus with an active leader and variable topology," *Automatica*, vol. 42, no. 7, pp. 1177 – 1182, 2006.
- [23] Y. Hong, G. Chen, and L. Bushnell, "Distributed observers design for leader-following control of multi-agent networks," *Automatica*, vol. 44, no. 3, pp. 846 – 850, 2008.
- [24] F. Pasqualetti, A. Bicchi, and F. Bullo, "Consensus computation in unreliable networks: A system theoretic approach," *IEEE Transactions on Automatic Control*, vol. 57, pp. 90–104, Jan 2012.
- [25] H. J. LeBlanc, H. Zhang, X. Koutsoukos, and S. Sundaram, "Resilient asymptotic consensus in robust networks," *IEEE Journal on Selected Areas in Communications*, vol. 31, pp. 766–781, April 2013.
- [26] H. Zhang and S. Sundaram, "Robustness of information diffusion algorithms to locally bounded adversaries," in *2012 American Control Conference (ACC)*, pp. 5855–5861, June 2012.
- [27] A. Teixeira, H. Sandberg, and K. H. Johansson, "Networked control systems under cyber attacks with applications to power networks," in *Proceedings of the 2010 American Control Conference*, pp. 3690–3696, June 2010.
- [28] S. Amin, X. Litrico, S. S. Sastry, and A. M. Bayen, "Cyber security of water scada systems-part ii: Attack detection using enhanced hydro-dynamic models," *IEEE Transactions on Control Systems Technology*, vol. 21, pp. 1679–1693, Sept 2013.
- [29] S. Weerakkody, X. Liu, S. H. Son, and B. Sinopoli, "A graph-theoretic characterization of perfect attackability for secure design of distributed control systems," *IEEE Transactions on Control of Network Systems*, vol. 4, pp. 60–70, March 2017.
- [30] Z. Feng and G. Hu, "Distributed secure average consensus for linear multi-agent systems under dos attacks," in *2017 American Control Conference (ACC)*, pp. 2261–2266, May 2017.
- [31] A. Khazraei, H. Kebriaei, and F. R. Salmasi, "Replay attack detection in a multi agent system using stability analysis and loss effective watermarking," in *2017 American Control Conference (ACC)*, pp. 4778–4783, May 2017.
- [32] S. Sundaram and C. N. Hadjicostis, "Distributed function calculation via linear iterative strategies in the presence of malicious agents," *IEEE Transactions on Automatic Control*, vol. 56, pp. 1495–1508, July 2011.
- [33] W. Zeng and M. Y. Chow, "Resilient distributed control in the presence of misbehaving agents in networked control systems," *IEEE Transactions on Cybernetics*, vol. 44, pp. 2038–2049, Nov 2014.
- [34] H. Zhang, F. L. Lewis, and A. Das, "Optimal design for synchronization of cooperative systems: State feedback, observer and output feedback," *IEEE Transactions on Automatic Control*, vol. 56, pp. 1948–1952, Aug 2011.
- [35] Z. Li and Z. Duan, *Cooperative Control of Multi-Agent Systems: A Consensus Region Approach*. Automation and Control Engineering, Taylor & Francis, 2014.
- [36] R. Moghadam and H. Modares, "An internal model principle for the attacker in distributed control systems," *Accepted in 56th IEEE Conference on Decision and Control*, 2017.
- [37] F. Lewis, H. Zhang, K. Hengster-Movric, and A. Das, *Cooperative Control of Multi-Agent Systems: Optimal and Adaptive Design Approaches*. Communications and Control Engineering, Springer London, 2013.
- [38] M. Basseville and I. Nikiforov, *Detection of abrupt changes: theory and application*. Prentice-Hall information and system sciences series, Prentice Hall, 1993.
- [39] Y. Cao and W. Ren, "Optimal linear-consensus algorithms: An lqr perspective," *IEEE Transactions on Systems, Man, and Cybernetics, Part B (Cybernetics)*, vol. 40, pp. 819–830, June 2010.
- [40] J. Li, H. Modares, T. Chai, F. L. Lewis, and L. Xie, "Off-policy reinforcement learning for synchronization in multiagent graphical games," *IEEE Transactions on Neural Networks and Learning Systems*, vol. 28, pp. 2434–2445, Oct 2017.
- [41] Q. Jiao, H. Modares, S. Xu, F. L. Lewis, and K. G. Vamvoudakis, "Multi-agent zero-sum differential graphical games for disturbance rejection in distributed control," *Automatica*, vol. 69, no. Supplement C, pp. 24 – 34, 2016.
- [42] H. J. LeBlanc, H. Zhang, X. Koutsoukos, and S. Sundaram, "Resilient asymptotic consensus in robust networks," *IEEE Journal on Selected Areas in Communications*, vol. 31, pp. 766–781, April 2013.
- [43] H. Zhang, F. L. Lewis, and A. Das, "Optimal design for synchronization of cooperative systems: State feedback, observer and output feedback," *IEEE Transactions on Automatic Control*, vol. 56, pp. 1948–1952, Aug 2011.
- [44] A. Berman and R. Plemmons, *Nonnegative Matrices in the Mathematical Sciences*. Society for Industrial and Applied Mathematics, 1994.
- [45] Y. Wan, J. Cao, G. Chen, and W. Huang, "Distributed observer-based cyber-security control of complex dynamical networks," *IEEE Transactions on Circuits and Systems I: Regular Papers*, vol. 64, pp. 2966–2975, Nov 2017.
- [46] F. L. Lewis, D. Veabie, and V. L. Syrmos, *Optimal control*. John Wiley & Sons, 2012.
- [47] H. Modares, F. L. Lewis, and Z. P. Jiang, " H_∞ tracking control of completely unknown continuous-time systems via off-policy reinforcement learning," *IEEE Transactions on Neural Networks and Learning Systems*, vol. 26, pp. 2550–2562, Oct 2015.
- [48] F. Pasqualetti, F. Drfler, and F. Bullo, "Attack detection and identification in cyber-physical systems," *IEEE Transactions on Automatic Control*, vol. 58, pp. 2715–2729, Nov 2013.
- [49] H. J. LeBlanc, H. Zhang, S. Sundaram, and X. Koutsoukos, "Consensus of multi-agent networks in the presence of adversaries using only local information," in *Proceedings of the 1st International Conference on High Confidence Networked Systems, HiCoNS '12*, pp. 1–10, 2012.