

A Probabilistic proof of the breakdown of Besov regularity in L -shaped domains

Victoria Knopova and René L. Schilling

Abstract We provide a probabilistic approach in order to investigate the smoothness of the solution to the Poisson and Dirichlet problems in L -shaped domains. In particular, we obtain (probabilistic) integral representations (9), (12)–(14) for the solution. We also recover Grisvard’s classic result on the angle-dependent breakdown of the regularity of the solution measured in a Besov scale.

Key Words. Brownian Motion; Dirichlet Problem; Poisson Equation; Conformal Mapping; Stochastic Representation; Besov Regularity.

MSC 2010. 60J65; 35C15; 35J05; 35J25; 46E35.

1 Introduction

Let us consider the (homogeneous) Dirichlet problem

$$\begin{aligned} \Delta f &= 0 && \text{in } G, \\ f|_{\partial G} &= h && \text{on } \partial G, \end{aligned} \tag{1}$$

where $G \subset \mathbb{R}^d$ is a domain with Lipschitz boundary ∂G and Δ denotes the Laplace operator, i.e. $\Delta = \sum_{i=1}^d \frac{\partial^2}{\partial x_i^2}$. In order to show that there exists a solution to (1) which belongs to some subspace of $L_p(G)$, say, to the Besov space $B_{pp}^\sigma(G)$, $\sigma > 0$, it is necessary that h is an element of the trace space of $B_{pp}^\sigma(G)$ on ∂G ; it is well known that the trace space is given by $B_{pp}^{\sigma-1/p}(\partial G)$, see Jerison & Kenig [11, Theorem 3.1],

Victoria Knopova

Institut für Mathematische Stochastik, Fachrichtung Mathematik, TU Dresden, 01062 Dresden, Germany. e-mail: viktoriya.knopova@tu-dresden.de

René L. Schilling

Institut für Mathematische Stochastik, Fachrichtung Mathematik, TU Dresden, 01062 Dresden, Germany. e-mail: rene.schilling@tu-dresden.de

a more general version can be found in Jonsson & Wallin [12, Chapter VII], and for domains with C^∞ -boundary a good reference is Triebel [18, Sections 3.3.3–4]. The smoothness of the solution f , expressed by the parameter σ in $B_{pp}^\sigma(G)$, is, however, not only determined by the smoothness of h , but also by the geometry of G . It seems that Grisvard [10] is the first author to quantify this in the case when G is a non-convex polygon. Subsequently, partly due to its relevance in scientific computing, this problem attracted a lot of attention; for instance, it was studied by Jerison & Kenig [11], by Dahlke & DeVore [7] in connection with wavelet representations of Besov functions, by Mitrea & Mitrea [13] and Mitrea, Mitrea & Yan [14] in Hölder spaces, to mention but a few references.

In this note we use a probabilistic approach to the problem and we obtain a probabilistic interpretation in the special case when G is an *L-shaped domain* of the form $\mathbb{L} := \mathbb{R}^2 \setminus \{(x, y) : x, y \geq 0\}$, see Figure 1, and in an L_2 -setting. This is the

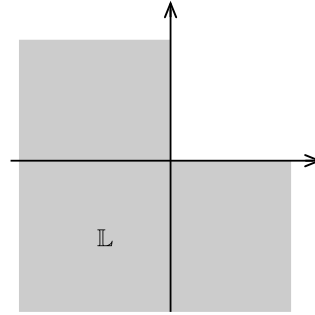


Fig. 1 The L -shaped model domain $\mathbb{L} \subset \mathbb{R}^2$.

model problem for all non-convex domains with an obtuse interior angle. In this case the Besov space $B_{22}^\sigma(\mathbb{L})$ coincides with the Sobolev–Slobodetskij space $W_2^\sigma(\mathbb{L})$. In particular, we

- give a probabilistic interpretation of the solution to (1) with $G = \mathbb{L}$;
- provide a different proof of the fact that the critical order of smoothness of f is $\sigma < \pi / \frac{3\pi}{2} = \frac{2}{3}$, i.e. even for $h \in C_0^2(\partial\mathbb{L})$ we may have

$$f \in W_{2,\text{loc}}^{1+\sigma}(\mathbb{L}), \quad \sigma < \frac{2}{3}, \quad \text{and} \quad f \notin W_2^{1+\sigma}(\mathbb{L}), \quad \sigma \geq \frac{2}{3}; \quad (2)$$

- apply the “breakdown of regularity” result to the Poisson (or inhomogeneous Dirichlet) problem.

It is clear that this result holds in a more general setting, if we replace the obtuse angle $3\pi/2$ by some $\theta \in (\pi, 2\pi)$.

Results of this type were proved for polygons and in a Hölder space setting by Mitrea & Mitrea [13]. Technically, our proof is close (but different) to that given in [13]—yet our starting idea is different. Dahlke & DeVore [7] proved this regularity result analytically using a wavelet basis for L_p -Besov spaces.

Problem (1) is closely related to the Poisson (or nonhomogeneous Dirichlet) problem

$$\begin{aligned}\Delta F &= g \quad \text{on } G, \\ F|_{\partial G} &= 0 \quad \text{on } \partial G.\end{aligned}\tag{3}$$

If G is bounded and has a C^∞ -boundary, the problems (1) and (3) are equivalent. Indeed, in this case for every right-hand side $g \in L_2(G)$ of (3) there exists a unique solution $F \in W_2^2(G)$, see Triebel [18, Theorem 4.3.3]. Denote by N the Newtonian potential on \mathbb{R}^d and define $w := g * N$; clearly, $\Delta w = g$ on G and $w \in W_2^2(G)$. Since the boundary is smooth, there is a continuous linear trace operator $\text{Tr} : W_2^2(G) \rightarrow W_p^{3/2}(\partial G)$ as well as a continuous linear extension operator $\text{Ex} : W_2^{3/2}(\partial G) \rightarrow W_2^2(G)$, such that $\text{Tr} \circ \text{Ex} = \text{id}$, cf. Triebel [18]. Hence, the function $f := w - F$ solves the inhomogeneous Dirichlet problem (1) with $h = \text{Tr} w$ on ∂G . On the other hand, let f be the (unique) solution to (1). Since there exists a continuous linear extension operator from $W_2^{3/2}(\partial G)$ to $W_2^2(G)$ given by $\tilde{h} = \text{Ex} h$, we see that the function $F := f - \tilde{h}$ satisfies (3) with $g = \Delta \tilde{h}$.

If the boundary ∂G is Lipschitz the situation is different. It is known, see for example Jerison & Kenig [11, Theorem B]) that, in general, on a Lipschitz domain G and for $g \in L_2(G)$ one can only expect that the solution F to (3) belongs to $W_2^{3/2}(G)$; there are counterexamples of domains, for which F cannot be in $W_2^\alpha(G)$ for any $\alpha > 3/2$. Thus, the above procedure does not work in a straightforward way. However, by our strategy we can recover the negative result for this concrete domain, cf. Theorem 2: *If $g \in H_1(\mathbb{R}^2) \cap W_2^1(\mathbb{L})$, then the solution F to (3) is not in $W_2^{1+\sigma}(\mathbb{L})$ for any $\sigma \geq 2/3$. Here $H_1(\mathbb{R}^2) \subset L_1(\mathbb{R}^2)$ is the Hardy space, cf. Stein [17].*

If G is unbounded, the solution to (1) might be not unique and, in general, it is only in the local space $W_{2,\text{loc}}^2(G)$ even if ∂G is smooth, cf. Gilbarg & Trudinger [9, Chapter 8]. On the other hand, if the complement G^c is non-empty, if no component of G^c reduces to a single point, and if the boundary value h is bounded and continuous on ∂G , then there exists a unique bounded solution to (1) given by the convolution with the Poisson kernel, see Port & Stone [16, Theorem IV.2.13].

A strong motivation for this type of results comes from numerical analysis and approximation theory, because the exact Besov smoothness of u is very important for computing u and the feasibility of adaptive computational schemes, see Dahlke & DeVore [7], Dahlke, Dahmen & DeVore [6], DeVore [8], Cohen, Dahmen & DeVore [5], Cohen [4]; an application to SPDEs is in Cioika et. al. [2, 3]. More precisely—using the set-up and the notation of [5]—let $\{\psi_\lambda, \lambda \in \Lambda\}$ be a basis of wavelets on G and assume that the index set Λ is of the form $\Lambda = \bigcup_{i \geq 0} \Lambda_i$ with (usually hierarchical) sets Λ_i of cardinality N_i . By u_{Λ_i} we denote the Galerkin approximation of u in terms of the wavelets $\{\psi_\lambda\}_{\lambda \in \Lambda_i}$ (this amounts to solving a system of linear equations), and by $e_{N_i}(u) := \|u - u_{\Lambda_i}\|_p$ the approximation error in this scheme. Then it is known, cf. [5, (4.2) and (2.35)], that

$$u \in W_p^\sigma(G) \implies e_{N_i}(u) \leq CN_i^{-\sigma/d}, \quad i \geq 1.\tag{4}$$

There is also an adaptive algorithm for choosing the index sets $(\Lambda_i)_{i \geq 1}$. Starting with an initial set Λ_0 , this algorithm adaptively generates a sequence of nested sets $(\Lambda_i)_{i \geq 1}$; roughly speaking, in each iteration step we choose the next set Λ_{i+1} by partitioning the domain of those wavelets ψ_λ , $\lambda \in \Lambda_i$ (i.e. selectively refining the approximation by considering the next generation of wavelets), whose coefficients u_λ make, in an appropriate sense, the largest contribution to the sum $u = \sum_{\lambda \in \Lambda_i} u_\lambda \psi_\lambda$.

Notation. Most of our notation is standard. By $(r, \theta) \in (0, \infty) \times (0, 2\pi]$ we denote polar coordinates in \mathbb{R}^2 , and \mathbb{H} is the lower half-plane in \mathbb{R}^2 . We write $f \asymp g$ to say that $cf(t) \leq g(t) \leq Cf(t)$ for all t and some fixed constants.

2 Setting and the main result

Let $B = (B_t^x)_{t \geq 0}$ be a Brownian motion started at a point $x \in G$. Suppose that there exists a conformal mapping $\varphi : G \rightarrow \mathbb{H}$, where $\mathbb{H} := \{(x_1, x_2) \in \mathbb{R}^2, x_2 \leq 0\}$ is the lower half-plane in \mathbb{R}^2 . Using the conformal invariance of Brownian motion, see e.g. Mörters & Peres [15, p. 202], we can describe the distribution of the Brownian motion inside G in terms of *some* Brownian motion W in \mathbb{H} , which is much easier to handle. Conformal invariance of Brownian motion means that there exists a planar Brownian motion $W = (W_t^y)_{t \geq 0}$ with starting point $y \in \mathbb{H}$ such that, under the conformal map $\varphi : G \rightarrow \mathbb{H}$ with boundary identification,

$$(\varphi(B_t^x))_{0 \leq t \leq \tau_G} \quad \text{has the same law as} \quad \left(W_{\xi(t)}^{\varphi(x)} \right)_{0 \leq t \leq \tau_{\mathbb{H}}}; \quad (5)$$

the time-change ξ is given by $\xi(t) := \int_0^t |\varphi'(B_s^x)|^2 ds$; in particular, $\xi(\tau_G) = \tau_{\mathbb{H}}$, where $\tau_G = \inf\{t > 0 : B_t^x \in \partial G\}$ and $\tau_{\mathbb{H}} := \inf\{t > 0 : W_t^{\varphi(x)} \in \partial \mathbb{H}\}$ are the first exit times from G and \mathbb{H} , respectively.

Let us recall some properties of a planar Brownian motion in \mathbb{H} killed upon exiting at the boundary $\partial \mathbb{H} = \{(w_1, w_2) : w_2 = 0\}$. The distribution of the exit position $W_{\tau_{\mathbb{H}}}$ has the transition probability density

$$u \mapsto p_{\mathbb{H}}(w, u) = \frac{1}{\pi} \frac{|w_2|}{|u - w_1|^2 + w_2^2}, \quad w = (w_1, w_2) \in \mathbb{H}, \quad (6)$$

cf. Bass [1, p. 91]. Recall that a random variable X with values in \mathbb{R} has a Cauchy distribution, $X \sim C(m, b)$, $m \in \mathbb{R}$, $b > 0$, if it has a transition probability density of the form

$$p(u) = \frac{1}{\pi} \frac{b}{(u - m)^2 + b^2}, \quad u \in \mathbb{R};$$

if $X \sim C(m, b)$, then $Z := (X - m)/b \sim C(0, 1)$. Thus, the probabilistic interpretation of $W_{\tau_{\mathbb{H}}}^w$ is

$$W_{\tau_{\mathbb{H}}}^w \sim Z^w \sim C(w_1, |w_2|) \quad \text{or} \quad W_{\tau_{\mathbb{H}}}^w \sim \frac{Z - w_1}{|w_2|} \quad \text{where} \quad Z \sim C(0, 1). \quad (7)$$

This observation allows us to simplify the calculation of functionals Θ of a Brownian motion B on G , killed upon exiting from G , in the following sense:

$$\begin{aligned} \mathbb{E}\Theta(B_{\tau_G}^x) &= \mathbb{E}(\Theta \circ \varphi^{-1})(\varphi(B_{\tau_G}^x)) = \mathbb{E}(\Theta \circ \varphi^{-1})(W_{\tau_{\mathbb{H}}}^{\varphi(x)}) \\ &= \mathbb{E}(\Theta \circ \varphi^{-1})\left(\frac{Z - \varphi_1(x)}{|\varphi_2(x)|}\right). \end{aligned} \quad (8)$$

In particular, the formula (8) provides us with a probabilistic representation for the solution f to the Dirichlet problem (1):

$$f(x) = \mathbb{E}h(B_{\tau_G}^x) = \mathbb{E}(h \circ \varphi^{-1})(W_{\tau_{\mathbb{H}}}^{\varphi(x)}). \quad (9)$$

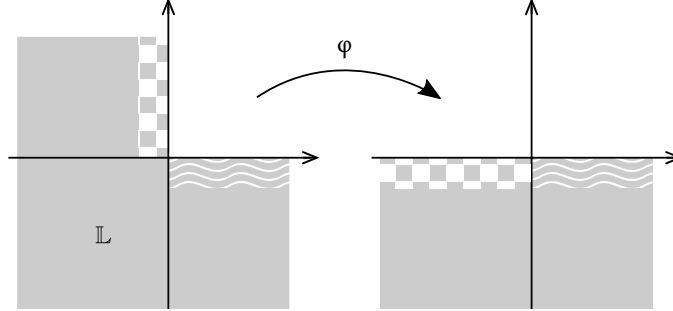
Remark 1. The formulae in (8) are very helpful for the numerical calculation of the values $\mathbb{E}\Theta(B_{\tau_G}^x)$. In fact, in order to simulate $\Theta(B_{\tau_G}^x)$, it is enough to simulate the Cauchy distribution $Z \sim C(0, 1)$ and then evaluate (8) using the Monte Carlo method.

We will now consider the L -shaped domain \mathbb{L} . It is easy to see that the conformal mapping of \mathbb{L} to \mathbb{H} is given by

$$\varphi(z) = e^{i\frac{2\pi}{3}} z^{2/3} = r^{2/3} \exp\left(\frac{2}{3}i(\theta + \pi)\right) = \varphi_1(r, \theta) + i\varphi_2(r, \theta), \quad (10)$$

cf. Figure 2, where $\theta = \arg z \in (0, 2\pi]$.

Fig. 2 Conformal mapping from \mathbb{L} to \mathbb{H} and its behaviour at the boundaries.



The following lemma uses the conformal mapping $\varphi : \mathbb{L} \rightarrow \mathbb{H}$ and the conformal invariance of Brownian motion to obtain the distribution of $B_{\tau_{\mathbb{L}}}^x$.

Lemma 1. *Let \mathbb{L} be an L -shaped domain as shown in Fig. 1. The exit position $B_{\tau_{\mathbb{L}}}^x$ of Brownian motion from \mathbb{L} is a random variable on $\partial\mathbb{L} = \{0\} \times [0, \infty) \cup [0, \infty) \times \{0\}$ which has the following probability distribution:*

$$\begin{aligned} \mathbb{P}(B_{\mathbb{L}}^x \in dy) &= \frac{1}{\pi} \frac{|\varphi_2(x)|}{|\varphi_1(x) + y_2|^2 + |\varphi_2(x)|^2} dy_2 \delta_0(dy_1) \\ &\quad + \frac{1}{\pi} \frac{|\varphi_2(x)|}{|\varphi_1(x) - y_1|^2 + |\varphi_2(x)|^2} dy_1 \delta_0(dy_2). \end{aligned} \quad (11)$$

Lemma 1 provides us with an explicit representation of the solution $f(x)$ to the Dirichlet problem (1) for $G = \mathbb{L}$. Indeed, since (cf. Figure 2)

$$(h \circ \varphi^{-1})(u) = \begin{cases} h(u, 0), & u \geq 0, \\ h(0, -u), & u \leq 0, \end{cases}$$

we get

$$f(x) = \int_{\mathbb{R}} f_0(u) p_{\mathbb{H}}(\varphi(x), u) du = \frac{1}{\pi} \int_{\mathbb{R}} f_0(u) \frac{|\varphi_2(x)|}{(\varphi_1(x) - u)^2 + |\varphi_2(x)|^2} du, \quad (12)$$

where

$$f_0(u) := h(0, -u) \mathbb{1}_{(-\infty, 0)}(u) + h(u, 0) \mathbb{1}_{[0, \infty)}(u). \quad (13)$$

After a change of variables, this becomes

$$f(x) = \frac{1}{\pi} \int_{\mathbb{R}} f_0(u |\varphi_2(x)| + \varphi_1(x)) \frac{du}{u^2 + 1}. \quad (14)$$

If we want to investigate the smoothness of f , it is more convenient to rewrite f in polar coordinates. From the right-hand side of (10) we infer

$$\varphi_1(r, \theta) = r^{2/3} \cos \Phi_\theta \quad \text{and} \quad \varphi_2(r, \theta) = r^{2/3} \sin \Phi_\theta, \quad (15)$$

where we use the shorthand

$$\Phi_\theta := \frac{2}{3}(\pi + \theta).$$

Observe that for $\theta \in (\pi/2, 2\pi]$ we have $\pi < \Phi_\theta \leq 2\pi$, hence $\varphi_2 \leq 0$. This yields

$$f(r, \theta) = \frac{1}{\pi} \int_{\mathbb{R}} f_0\left(r^{2/3} \cos \Phi_\theta - r^{2/3} v \sin \Phi_\theta\right) \frac{dv}{1 + v^2}. \quad (16)$$

Now we turn to the principal objective of this note: the smoothness of f in the Sobolev–Slobodetskij scale.

Theorem 1. *Consider the (homogeneous) Dirichlet problem (1) with a boundary term f_0 , given by (17), and let f denote the solution to (1).*

a. *If $f_0 \in W_1^2(\mathbb{R}) \cap W_2^2(\mathbb{R})$ satisfies*

$$\liminf_{\varepsilon \rightarrow 0} \int_{|x| > \varepsilon} \frac{f_0'(x)}{x} dx \neq 0, \quad (17)$$

then $f \notin W_2^{1+\sigma}(\mathbb{L})$, even $f \notin W_{2,\text{loc}}^{1+\sigma}(\mathbb{L})$, for any $\sigma \geq 2/3$.

b. If $f_0 \in W_1^2(\mathbb{R}) \cap W_p^1(\mathbb{R})$, where $p > \max\{2, 2/(2-3\sigma)\}$, then $f \in W_{2,\text{loc}}^{1+\sigma}(\mathbb{L})$ for all $\sigma \in (0, 2/3)$.

Remark 2. By the Sobolev embedding theorem we have $W_1^2(\mathbb{R}) \cap W_2^2(\mathbb{R}) \subset C_b(\mathbb{R})$ and $W_1^2(\mathbb{R}) \cap W_p^1(\mathbb{R}) \subset C_b(\mathbb{R})$ if $p > \max\{2, 2/(2-3\sigma)\}$. Hence, the function f given by (14) is the unique bounded solution to (1).

The idea of the proof of Theorem 1 makes essential use of the results by Jerison & Kenig [11] combined with the observation that it is, in fact, enough to show the claim for $\widehat{\mathbb{L}} := \mathbb{L} \cap B(0, 1)$, where $B(0, 1) := \{x \in \mathbb{R}^2 : |x| < 1\}$.

Theorem 1 allows us to prove the negative result for the solution to the Poisson problem, which improves [11, Theorem B]. Recall that $H_1(\mathbb{R}^2) \subset L_1(\mathbb{R}^2)$ is the usual Hardy space, cf. Stein [17].

Theorem 2. *Consider the Poisson (inhomogeneous Dirichlet) problem (3) with right-hand side $g \in H_1(\mathbb{R}^2) \cap W_2^1(\mathbb{L})$ such that $f_0(x) := ((\text{Tr } g * N) \circ \varphi^{-1})(x)$ satisfies (17), where $N(x) = (2\pi)^{-1} \log|x|$ is the Newton kernel. Then the solution $F \notin W_2^{1+\sigma}(\mathbb{L})$, even $F \notin W_{2,\text{loc}}^{1+\sigma}(\mathbb{L})$, for any $\sigma \geq 2/3$.*

The proofs of Theorem 1 and 2 are deferred to the next section.

3 Proofs

Proof (Proof of Lemma 1). We calculate the characteristic function of $B_{\widehat{\mathbb{L}}}^x$. As before, let $y = (y_1, y_2)$, $x = (x_1, x_2)$ and $\varphi(x) = (\varphi_1(x), \varphi_2(x))$. We have

$$\begin{aligned} \mathbb{E} e^{i\xi \cdot B_{\widehat{\mathbb{L}}}^x} &\stackrel{(5)}{=} \mathbb{E} e^{i\xi \cdot \varphi^{-1}(W_{\widehat{\mathbb{H}}}^{\varphi(x)})} \\ &= \int_{\mathbb{R}^2} e^{i\xi \cdot \varphi^{-1}(y)} \mathbb{P}(W_{\widehat{\mathbb{H}}}^{\varphi(x)} \in dy) \\ &\stackrel{(6)}{=} \frac{1}{\pi} \int_{\mathbb{R}} e^{i\xi \cdot \varphi^{-1}(y_1, 0)} \frac{|\varphi_2(x)|}{|\varphi_1(x) - y_1|^2 + |\varphi_2(x)|^2} dy_1 \\ &= \frac{1}{\pi} \int_{-\infty}^0 e^{-i\xi_2 u} \frac{|\varphi_2(x)|}{|\varphi_1(x) - u|^2 + |\varphi_2(x)|^2} du \\ &\quad + \frac{1}{\pi} \int_0^{+\infty} e^{i\xi_1 u} \frac{|\varphi_2(x)|}{|\varphi_1(x) - u|^2 + |\varphi_2(x)|^2} du. \quad \square \end{aligned}$$

For the proof of Theorem 1 we need some preparations. In order to keep the presentation self-contained, we quote the classical result by Jerison & Kenig [11, Theorem 4.1].

Theorem 3 (Jerison & Kenig). *Let $\sigma \in (0, 1)$, $k \in \mathbb{N}_0$ and $p \in [1, \infty]$. For any function u which is harmonic on a bounded domain Ω , the following assertions are equivalent:*

a. $f \in B_{pp}^{k+\sigma}(\Omega)$;

b. $\text{dist}(x, \partial\Omega)^{1-\sigma} |\nabla^{k+1} f| + |\nabla^k f| + |f| \in L_p(\Omega)$.

We will also need the following technical lemma. Recall that $\widehat{\mathbb{L}} = \mathbb{L} \cap B(0, 1)$.

Lemma 2. *Suppose that $f_0 \in W_p^1(\mathbb{R})$ for some $p > 2$. Then $f \in W_2^1(\widehat{\mathbb{L}})$.*

Proof. Using the representation (16), the Hölder inequality and a change of variables, we get

$$\begin{aligned}
& \int_{\pi/2}^{2\pi} \int_0^1 |f(r, \theta)|^2 r \, dr \, d\theta \\
&= \frac{3}{2\pi^2} \int_{\pi/2}^{2\pi} \int_0^1 \rho^2 \left| \int_{\mathbb{R}} f_0(w) \frac{|\rho \sin \Phi_\theta|}{(w - \rho \cos \Phi_\theta)^2 + (\rho \sin \Phi_\theta)^2} dw \right|^2 d\rho \, d\theta \\
&\leq C_1 \int_{\pi/2}^{2\pi} \int_0^1 \rho^2 \left[\left(\int_{\mathbb{R}} |f_0(v)|^p \, dv \right)^{1/p} \left(\int_{\mathbb{R}} \frac{|\rho \sin \Phi_\theta|^q}{(v^2 + |\rho \sin \Phi_\theta|^2)^q} \, dv \right)^{1/q} \right]^2 d\rho \, d\theta \\
&\leq C_2 \int_{\pi/2}^{2\pi} \int_0^1 \rho^2 |\rho \sin \Phi_\theta|^{-2+2/q} \left(\int_{\mathbb{R}} \frac{1}{(w^2 + 1)^q} \, dw \right)^{2/q} d\rho \, d\theta \\
&= C_3 \int_{\pi/2}^{2\pi} \int_0^1 \rho^{2/q} |\sin \Phi_\theta|^{-2+2/q} d\rho \, d\theta,
\end{aligned}$$

where $p^{-1} + q^{-1} = 1$. Because of $p > 2$ we have $-2 + 2/q > -1$, hence $q < 2$. Note that the inequalities $2x/\pi \leq \sin x \leq x$ for $x \in [0, \pi/2]$, imply

$$\int_{\pi/2}^{2\pi} |\sin \Phi_\theta|^{-1+\varepsilon} \, d\theta = \int_0^\pi |\sin \varphi|^{-1+\varepsilon} \, d\varphi = 2 \int_0^{\pi/2} |\sin \varphi|^{-1+\varepsilon} \, d\varphi < \infty.$$

This shows that $f \in L_2(\widehat{\mathbb{L}})$.

Recall that the partial derivatives of the polar coordinates are

$$\frac{\partial}{\partial x_1} r = \cos \theta, \quad \frac{\partial}{\partial x_1} \theta = -\frac{\sin \theta}{r}, \quad \frac{\partial}{\partial x_1} \Phi_\theta = \frac{2}{3} \frac{\partial}{\partial x_1} \theta = -\frac{2 \sin \theta}{3r}. \quad (18)$$

Therefore, we have for $\theta \in (\pi/2, 2\pi)$

$$\begin{aligned}
\frac{\partial}{\partial x_1} f(r, \theta) &= \frac{1}{\pi} \int_{\mathbb{R}} f'_0 \left(r^{2/3} \cos \Phi_\theta - v r^{2/3} \sin \Phi_\theta \right) \frac{1}{v^2 + 1} \times \\
&\quad \times \left[\frac{2 \cos \theta}{3r^{1/3}} (\cos \Phi_\theta - v \sin \Phi_\theta) \right. \\
&\quad \left. + r^{2/3} \left(\frac{-2 \sin \theta}{3r} \right) (-v \cos \Phi_\theta - \sin \Phi_\theta) \right] dv \\
&= \frac{2}{3\pi r^{1/3}} \int_{\mathbb{R}} f'_0 \left(r^{2/3} \cos \Phi_\theta - v r^{2/3} \sin \Phi_\theta \right) \frac{1}{v^2 + 1} \times \\
&\quad \times [(\cos \Phi_\theta - v \sin \Phi_\theta) \cos \theta + (v \cos \Phi_\theta + \sin \Phi_\theta) \sin \theta] dv
\end{aligned} \quad (19)$$

$$= \frac{2}{3\pi r^{1/3}} \int_{\mathbb{R}} f'_0 \left(r^{2/3} \cos \Phi_\theta - v r^{2/3} \sin \Phi_\theta \right) \frac{K(\theta, v)}{v^2 + 1} dv,$$

where

$$K(\theta, v) := \cos \omega_\theta - v \sin \omega_\theta, \quad (20)$$

and

$$\omega_\theta = \frac{1}{3} (2\pi - \theta). \quad (21)$$

Note that $\Phi_{\pi/2} = \pi$ and $\omega_{\pi/2} = \pi/2$.

Let us show that the first partial derivatives of f belong to $L_2(\widehat{\mathbb{L}})$. Because of the symmetry of $\widehat{\mathbb{L}}$, is it enough to check this for $\frac{\partial}{\partial x_1} f$.

Using the estimate $|K(\theta, v)|(1+v^2)^{-1} \leq C(1+|v|)^{-1}$, a change of variables and the Hölder inequality, we get

$$\begin{aligned} & \int_0^1 \int_{\pi/2}^{2\pi} \left| \frac{\partial}{\partial x_1} f(r, \theta) \right|^2 r d\theta dr \\ &= \int_0^1 \int_{\pi/2}^{2\pi} \left| \int_{\mathbb{R}} \frac{2}{3\pi r^{1/3}} f'_0 \left(r^{2/3} \cos \Phi_\theta - v r^{2/3} \sin \Phi_\theta \right) \frac{K(\theta, v)}{1+v^2} dv \right|^2 r d\theta dr \\ &= \frac{2}{3\pi^2} \int_0^1 \int_{\pi/2}^{2\pi} \rho \left| \int_{\mathbb{R}} f'_0(\rho \cos \Phi_\theta - v \rho \sin \Phi_\theta) \frac{K(\theta, v)}{1+v^2} dv \right|^2 d\theta d\rho \\ &\leq C_1 \int_0^1 \int_{\pi/2}^{2\pi} \rho \left(\int_{\mathbb{R}} \frac{|f'_0(w)|}{|\rho \sin \Phi_\theta| + |w - \rho \cos \Phi_\theta|} dw \right)^2 d\theta d\rho \\ &\leq C_2 \left(\int_{\mathbb{R}} |f'_0(w)|^p dw \right)^{2/p} \left(\int_{\mathbb{R}} \frac{1}{(1+|w|)^q} dw \right)^{2/q} \times \\ &\quad \times \int_{\pi/2}^{2\pi} \int_0^1 \rho \left(|\rho \sin \Phi_\theta|^{-1+1/q} \right)^2 d\rho d\theta \\ &= C_3 \int_{\pi/2}^{2\pi} \int_0^1 |\sin \Phi_\theta|^{-2+2/q} \rho^{-1+2/q} d\rho d\theta < \infty; \end{aligned}$$

in the last line we use again that $-2+2/q > -1$. \square

Proof (Proof of Theorem 1). It is enough to consider the set $\widehat{\mathbb{L}}$. We verify that condition b of Theorem 3 holds true. We check whether

$$\text{dist}(0, \cdot)^{1-\sigma} \left| \frac{\partial^2}{\partial x_1^2} f \right| + \left| \frac{\partial}{\partial x_1} f \right| + |f| \quad \text{is in } L_2(\widehat{\mathbb{L}}) \text{ or not.}$$

From Lemma 2 we already know that $\left| \frac{\partial}{\partial x_1} f \right| + |f| \in L_2(\widehat{\mathbb{L}})$. Let us check when

$$\text{dist}(0, \cdot)^{1-\sigma} \left| \frac{\partial^2}{\partial x_1^2} f \right| \in L_2(\widehat{\mathbb{L}}).$$

We will only work out the term $\frac{\partial^2}{\partial x_1^2} f(r, \theta)$ since the calculations for $\frac{\partial^2}{\partial x_1 \partial x_2} f(r, \theta)$ are similar. We have

$$\frac{\partial}{\partial x_1} K(\theta, v) = \frac{\sin \theta}{3r} (-v \cos \omega_\theta - \sin \omega_\theta) =: \frac{\sin \theta}{3r} K^*(\theta, v),$$

where use that $\frac{\partial}{\partial x_1} \omega_\theta = -\frac{1}{3} \frac{\partial}{\partial x_1} \theta = \frac{\sin \theta}{3r}$ and set

$$K^*(\theta, v) := -v \cos \omega_\theta - \sin \omega_\theta. \quad (22)$$

Therefore, differentiating $\frac{\partial}{\partial x_1} f$ —we use the representation (19)—with respect to x_1 gives

$$\begin{aligned} \frac{\partial^2}{\partial x_1^2} f(r, \theta) &= -\frac{2 \cos \theta}{9\pi r^{4/3}} \int_{\mathbb{R}} f'_0 \left(r^{2/3} (\cos \Phi_\theta - v \sin \Phi_\theta) \right) \frac{K(\theta, v)}{1+v^2} dv \\ &\quad + \frac{4}{9\pi r^{2/3}} \int_{\mathbb{R}} f''_0 \left(r^{2/3} (\cos \Phi_\theta - v \sin \Phi_\theta) \right) \frac{K^2(\theta, v)}{1+v^2} dv \\ &\quad + \frac{2 \sin \theta}{9\pi r^{4/3}} \int_{\mathbb{R}} f'_0 \left(r^{2/3} (\cos \Phi_\theta - v \sin \Phi_\theta) \right) \frac{K^*(\theta, v)}{1+v^2} dv. \end{aligned}$$

Note that

$$\begin{aligned} &\int_{\widehat{\mathbb{L}}} \text{dist}(x, \partial \widehat{\mathbb{L}})^{2-2\sigma} \left| \frac{\partial^2}{\partial x_1^2} f(x) \right|^2 dx \\ &= \int_0^1 \int_{\pi/2}^{2\pi} \text{dist}((r, \theta), \partial \widehat{\mathbb{L}})^{2-2\sigma} \left| \frac{\partial^2}{\partial x_1^2} f(r, \theta) \right|^2 r d\theta dr. \end{aligned} \quad (23)$$

Since only the values near the boundary $\Gamma := \partial \widehat{\mathbb{L}} \cap \partial \mathbb{L}$ determine the convergence of the integral, it is enough to check that

$$\mathbb{I} = \int_0^1 \int_{\pi/2}^{2\pi} \text{dist}((r, \theta), \Gamma)^{2-2\sigma} \left| \frac{\partial^2}{\partial x_1^2} f(r, \theta) \right|^2 r d\theta dr \quad (24)$$

is infinite if $\sigma \geq 2/3$ and finite if $\sigma < 2/3$.

We split $\widehat{\mathbb{L}}$ into three parts. For $\delta > 0$ small enough we define, see Figure 3,

$$\begin{aligned} K_1 &:= \left\{ (r, \theta) : 0 < r < 1, \frac{\pi}{2} + \delta < \theta < 2\pi - \delta \right\}, \\ K_2 &:= \left\{ (r, \theta) : 0 < r < 1, \frac{\pi}{2} \leq \theta < \frac{\pi}{2} + \delta \right\}, \\ K_3 &:= \left\{ (r, \theta) : 0 < r < 1, 2\pi - \delta < \theta \leq 2\pi \right\}. \end{aligned}$$

Splitting the integral accordingly, we get

$$\mathbb{I} = \left(\int_{K_1} + \int_{K_2} + \int_{K_3} \right) \text{dist}((r, \theta), \Gamma)^{2-2\sigma} \left| \frac{\partial^2}{\partial x_1^2} f(r, \theta) \right|^2 r d\theta dr;$$

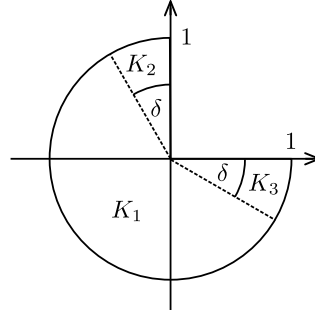


Fig. 3 The set $\widehat{\mathbb{L}}$ is split into three disjoint parts K_1, K_2, K_3 .

in order to show that \mathbb{I} is infinite if $\sigma \geq 2/3$, it is enough to see that the integral over K_1 is infinite. Noting that in K_1 we have $\text{dist}((r, \theta), \Gamma) \asymp r$, we get

$$\begin{aligned}
& \int_{K_1} \left| r^{1-\sigma} \frac{\partial^2}{\partial x_1^2} f(r, \theta) \right|^2 r d\theta dr \\
&= \int_{K_1} r \left| r^{1-\sigma} \frac{2}{9\pi r^{4/3}} \right|^2 \times \\
&\quad \times \left| \int_{\mathbb{R}} f'_0 \left(r^{2/3} (\cos \Phi_\theta - v \sin \Phi_\theta) \right) \frac{K^*(\theta, v) \sin \theta - K(\theta, v) \cos \theta}{1+v^2} dv \right. \\
&\quad \left. + 2r^{2/3} \int_{\mathbb{R}} f''_0 \left(r^{2/3} (\cos \Phi_\theta - v \sin \Phi_\theta) \right) \frac{K^2(\theta, v)}{1+v^2} dv \right|^2 dr d\theta \\
&= \frac{4}{81\pi^2} \int_{K_1} r^{1/3-2\sigma} \left| \int_{\mathbb{R}} f'_0 \left(r^{2/3} (\cos \Phi_\theta - v \sin \Phi_\theta) \right) \frac{K^{**}(\theta, v)}{1+v^2} dv \right. \\
&\quad \left. + 2r^{2/3} \int_{\mathbb{R}} f''_0 \left(r^{2/3} (\cos \Phi_\theta - v \sin \Phi_\theta) \right) \frac{K^2(\theta, v)}{1+v^2} dv \right|^2 dr d\theta \\
&= \frac{4}{81\pi^2} \int_{K_1} r^{1/3-2\sigma} \left| J(r^{2/3}, \theta) + I(r^{2/3}, \theta) \right|^2 dr d\theta \\
&= \frac{2}{27\pi^2} \int_{K_1} \rho^{1-3\sigma} |J(\rho, \theta) + I(\rho, \theta)|^2 d\rho d\theta,
\end{aligned} \tag{25}$$

where we use the following shorthand notation

$$\begin{aligned}
K^{**}(\theta, v) &:= K^*(\theta, v) \sin \theta - K(\theta, v) \cos \theta = -v \sin(\theta - \omega_\theta) - \cos(\theta - \omega_\theta), \\
J(\rho, \theta) &:= \int_{\mathbb{R}} f'_0(\rho(\cos \Phi_\theta - v \sin \Phi_\theta)) \frac{K^{**}(\theta, v)}{1+v^2} dv, \\
I(\rho, \theta) &:= 2\rho \int_{\mathbb{R}} f''_0(\rho(\cos \Phi_\theta - v \sin \Phi_\theta)) \frac{K^2(\theta, v)}{1+v^2} dv.
\end{aligned}$$

Observe that $\theta - \omega_\theta \in (0, 2\pi)$ for $\theta \in (\frac{\pi}{2}, 2\pi)$, and $\theta - \omega_\theta \in (\frac{4\delta}{3}, 2\pi - \frac{4\delta}{3})$ whenever $\theta \in (\frac{\pi}{2} + \delta, 2\pi - \delta)$.

Without loss of generality we may assume that $J(\rho, \theta) + I(\rho, \theta) \not\equiv 0$ on K_1 . Let us show that $\lim_{\rho \rightarrow 0} |J(\rho, \theta) + I(\rho, \theta)| = C(f_0, \theta) > 0$. This guarantees that we can choose some $K_{11} \subset K_1$ such that

$$|J(\rho, \theta) + I(\rho, \theta)| \geq C(f_0) > 0 \quad \text{on } K_{11}. \quad (26)$$

Using the change of variables $x = v\rho$ we get, using dominated convergence,

$$\begin{aligned} I(\rho, \theta) &= 2 \int_{\mathbb{R}} f_0''(\rho \cos \Phi_\theta - x \sin \Phi_\theta) \frac{(\rho \cos \omega_\theta - x \sin \omega_\theta)^2}{\rho^2 + x^2} dx \\ &\xrightarrow{\rho \rightarrow 0} 2 \sin^2 \omega_\theta \int_{\mathbb{R}} f_0''(-x \sin \Phi_\theta) dx = \frac{2 \sin^2 \omega_\theta}{\sin \Phi_\theta} \int_{\mathbb{R}} f_0''(x) dx = 0, \end{aligned}$$

since we assume that $f_0 \in W_2^1(\mathbb{R})$.

For $J(\rho, \theta)$ we have, using the same change of variables,

$$\begin{aligned} J(\rho, \theta) &= - \int_{\mathbb{R}} f_0'(\rho \cos \Phi_\theta - \rho v \sin \Phi_\theta) \frac{\cos(\theta - \omega_\theta) + v \sin(\theta - \omega_\theta)}{1 + v^2} dv \\ &= - \int_{\mathbb{R}} f_0'(\rho \cos \Phi_\theta - x \sin \Phi_\theta) \frac{\rho \cos(\theta - \omega_\theta) + x \sin(\theta - \omega_\theta)}{\rho^2 + x^2} dx \\ &= - \left(\int_{|x| > \varepsilon} + \int_{|x| \leq \varepsilon} \right) (\dots) dx. \end{aligned}$$

The first integral can be treated with the dominated convergence theorem because we have $f_0' \in L_1(\mathbb{R})$ and $\rho(\rho^2 + x^2)^{-1} \leq x^{-2}$, $x(\rho^2 + x^2)^{-1} \leq x^{-1}$ are bounded for $|x| > \varepsilon$. Therefore,

$$\lim_{\rho \rightarrow 0} \left[- \int_{|x| > \varepsilon} (\dots) dx \right] = - \sin(\theta - \omega_\theta) \int_{|x| > \varepsilon} \frac{f_0'(-x \sin \Phi_\theta)}{x} dx.$$

Now we estimate the two parts of the second integral. For

$$- \int_{|x| \leq \varepsilon} f_0'(\rho \cos \Phi_\theta - x \sin \Phi_\theta) \frac{\rho \cos(\theta - \omega_\theta)}{\rho^2 + x^2} dx$$

we have $\rho(\rho^2 + x^2)^{-1} \leq \varepsilon^{-1} \rho x (\rho^2 + x^2)^{-1} \leq \varepsilon^{-1}$, so this term tends to 0 by the dominated convergence theorem. For the second term in this integral we have using a change of variables and the Cauchy–Schwarz inequality,

$$\begin{aligned} & \left| \sin(\theta - \omega_\theta) \right| \cdot \left| \int_{|x| \leq \varepsilon} f_0'(\rho \cos \Phi_\theta - x \sin \Phi_\theta) \frac{x}{x^2 + \rho^2} dx \right| \\ & \leq \left| \int_{|w| \leq \varepsilon} (f_0'(\rho \cos \Phi_\theta - w \sin \Phi_\theta) - f_0'(\rho \cos \Phi_\theta)) \frac{w}{\rho^2 + w^2} dw \right| \\ & \leq \int_{|w| \leq \varepsilon} \int_0^1 |f_0''(\rho \cos \Phi_\theta - rw \sin \Phi_\theta)| dr dw \end{aligned}$$

$$\begin{aligned} &\leq \sqrt{2\varepsilon} \int_0^1 \left(\int_{\mathbb{R}} |f_0''(\rho \cos \Phi_\theta - v \sin \Phi_\theta)|^2 dv \right)^{1/2} d\rho \\ &\leq C_1(\theta) \sqrt{\varepsilon} \|f_0''\|_2. \end{aligned}$$

Altogether we have upon letting $\rho \rightarrow 0$ and then $\varepsilon \rightarrow 0$, that

$$\lim_{\rho \rightarrow 0} I(\rho, \theta) = 0, \quad (27)$$

$$\liminf_{\varepsilon \rightarrow 0} \lim_{\rho \rightarrow 0} J(\rho, \theta) = \sin(\omega_\theta - \theta) \liminf_{\varepsilon \rightarrow 0} \int_{|x| > \varepsilon} \frac{f_0'(x)}{x} dx. \quad (28)$$

If the “lim inf” diverges, it is clear that (26) holds, if it converges but is still not equal to 0, we can choose K_{11} in such a way that $\sin(\omega_\theta - \theta) \neq 0$. Thus, the integral over K_1 blows up as $\int_0^1 \rho^{1-3\sigma} d\rho = \infty$ for any $\sigma \geq 2/3$.

To show the convergence result, we have to estimate I and J from above. Write

$$\begin{aligned} J(\rho, \theta) &= - \int_{\mathbb{R}} f_0'(\rho(\cos \Phi_\theta - v \sin \Phi_\theta)) \frac{v \sin(\theta - \omega_\theta)}{1 + v^2} dv \\ &\quad - \int_{\mathbb{R}} f_0'(\rho(\cos \Phi_\theta - v \sin \Phi_\theta)) \frac{\cos(\theta - \omega_\theta)}{1 + v^2} dv =: J_1(\rho, \theta) + J_2(\rho, \theta). \end{aligned}$$

Since $f_0 \in W_p^1(\mathbb{R})$, using the Hölder inequality and a change of variables give

$$\begin{aligned} |J_1(\rho, \theta)| &\leq \left(\int_{\mathbb{R}} |f_0'(\rho(\cos \Phi_\theta - v \sin \Phi_\theta))|^p dv \right)^{\frac{1}{p}} \left(\int_{\mathbb{R}} \left(\frac{v}{1 + v^2} \right)^q dv \right)^{\frac{1}{q}} \\ &\leq c |\rho \sin \Phi_\theta|^{-1/p} \end{aligned} \quad (29)$$

for all $\theta \in [\pi/2, 2\pi]$ and $\rho > 0$. An even simpler calculation yields

$$|J_2(\rho, \theta)| \leq c |\rho \sin \Phi_\theta|^{-1/p} \quad (30)$$

for all $\theta \in [\pi/2, 2\pi]$ and $\rho > 0$. Now we estimate $I(\rho, \theta)$. Note that for every $\theta \in [\pi/2, 2\pi]$ we have $K^2(\theta, v)/(1 + v^2) \leq C$. By a change of variables we get

$$|I(\rho, \theta)| \leq \frac{C_1}{|\sin \Phi_\theta|} \int_{\mathbb{R}} |f_0''(w + \rho \cos \Phi_\theta)| dw \leq \frac{C_2}{|\sin \Phi_\theta|} \quad (31)$$

for all $\theta \in [\pi/2, 2\pi]$ and $\rho > 0$. Note that for $\Phi_\theta \in [\pi + 2\delta/3, 2\pi - 2\delta/3]$ it holds that $|\sin \Phi_\theta| > 0$. Thus, on K_1 we have

$$|I(\rho, \theta) + J(\rho, \theta)| \leq C\rho^{-1/p}, \quad \theta \in [\pi/2 + \delta, 2\pi - \delta], \rho > 0, \quad (32)$$

implying

$$\int_{K_1} \left| r^{1-\sigma} \frac{\partial^2}{\partial x_1^2} f(r, \theta) \right|^2 r d\theta dr \leq C \int_0^1 \rho^{1-3\sigma-2/p} d\rho.$$

The last integral converges if $\sigma \in (0, 2/3)$ and $p > \frac{2}{2-3\sigma}$.

In order to complete the proof of the convergence part, let us show that the integrals over K_2 and K_3 are convergent for all $\sigma \in (0, 1)$.

In the regions K_2 and K_3 we have $\text{dist}((r, \theta), \Gamma) \leq r|\cos \theta|$ and $\text{dist}((r, \theta), \Gamma) \leq r|\sin \theta|$, respectively. We will discuss only K_2 since K_3 can be treated in a similar way. We need to show that

$$\int_{K_2} \left| r \cos \theta |^{1-\sigma} \frac{\partial^2}{\partial x_1^2} f(r, \theta) \right|^2 r dr d\theta < \infty \quad \text{for all } \sigma \in (0, 1). \quad (33)$$

From (29), (30) and (31) we derive that for all $(\rho, \theta) \in \widehat{\mathbb{L}}$

$$|J(\rho, \theta) + I(\rho, \theta)| \leq C \rho^{-\frac{1}{p}} \left(|\sin \Phi_\theta|^{-1} + |\sin \Phi_\theta|^{-\frac{1}{p}} \right) \leq C' \rho^{-\frac{1}{p}} |\sin \Phi_\theta|^{-1}. \quad (34)$$

Now we can use a calculation similar to (25) for K_1 to show that (33) is finite and, therefore, it is enough to show that

$$\int_{\frac{\pi}{2}}^{\frac{\pi}{2}+\delta} \left(\frac{|\cos \theta|^{1-\sigma}}{\sin \Phi_\theta} \right)^2 d\theta < \infty. \quad (35)$$

Observe that $\lim_{\theta \rightarrow \frac{\pi}{2}} \cos \frac{1}{3}(\pi + \theta) / \cos \theta = \frac{1}{3}$, implying

$$\frac{|\cos \theta|^{1-\sigma}}{\sin \Phi_\theta} = \frac{|\cos \theta|^{1-\sigma}}{2 \sin \frac{1}{3}(\pi + \theta) \cos \frac{1}{3}(\pi + \theta)} \asymp |\cos \theta|^{-\sigma} \quad \text{as } \theta \rightarrow \frac{\pi}{2}.$$

Therefore, it is sufficient to note that for any $\sigma \in (0, 1)$

$$\int_{\pi/2}^{\pi/2+\delta} |\cos \theta|^{-2\sigma} d\theta \asymp \int_0^1 \frac{dx}{(1-x^2)^\sigma} = \int_0^1 \frac{dx}{(1-x)^\sigma (1+x)^\sigma} < \infty.$$

Summing up, we have shown that

$$\text{dist}(0, \cdot)^{1-\sigma} \left| \frac{\partial^2}{\partial x_1^2} f \right| \in L_2(\widehat{\mathbb{L}}) \quad \text{resp.} \quad \notin L_2(\widehat{\mathbb{L}}),$$

according to $\sigma \in (0, 2/3)$ or $\sigma \in [2/3, 1)$.

Proof (Proof of Theorem 2). Let F be the solution to (3) on \mathbb{L} with source function g , and define $w = g * N$ for the Newtonian potential N on \mathbb{R}^2 . As we have already mentioned in the introduction, $f := w - F$ is the solution to (1) on \mathbb{L} with the boundary condition $h := \text{Tr} w$ on $\partial \mathbb{L}$. Note that under the condition $g \in H_1(\mathbb{R}^2) \cap W_2^1(\mathbb{L})$ we have $\Delta w = g$ (cf. Stein [17, Theorem III.3.3, p. 114]), which implies $w \in W_1^3(\mathbb{R}^2) \cap W_2^3(\mathbb{L})$. By the trace theorem we have $h \in W_1^2(\partial \mathbb{L}) \cap W_2^{5/2}(\partial \mathbb{L})$, which in terms of f_0 means $f_0 \in W_1^2(\mathbb{R}) \cap W_2^{5/2}(\mathbb{R})$. The explosion result of Theorem 1 requires $f_0 \in W_1^2(\mathbb{R}) \cap W_2^2(\mathbb{R})$ and (17). The latter is guaranteed by the assumption

on the trace in the statement of the theorem. Hence, $f \notin W_{2,\text{loc}}^{1+\sigma}(\mathbb{L})$, $\sigma \geq 2/3$. Since $w \in W_{2,\text{loc}}^2(\mathbb{L})$, this implies that $F \notin W_{2,\text{loc}}^{1+\sigma}(\mathbb{L})$, $\sigma \geq 2/3$. \square

Acknowledgement

We thank S. Dahlke (Marburg) who pointed out the reference [11], N. Jacob (Swansea) for his suggestions on the representation of Sobolev–Slobodetskij spaces, and A. Bendikov (Wrocław) who told us about the papers [13], [14]. We are grateful to B. Böttcher for drawing the illustrations and commenting on the first draft of this paper. Financial support from NCN grant 2014/14/M/ST1/00600 (Wrocław) for V. Knopova is gratefully acknowledged.

References

1. Bass, R.: *Probabilistic techniques in analysis*. Springer, New York, 1995.
2. Cioica, P., Dahlke, S., Kinzel, S., Lindner, F., Raasch, T., Ritter, K., Schilling, R.L.: Spatial Besov Regularity for Stochastic Partial Differential Equations on Lipschitz domains. *Studia Mathematica* **207** (2011) 197–234.
3. Cioica, P., Dahlke, S., Döhring, N., Friedrich, U., Kinzel, S., Lindner, F., Raasch, T., Ritter, K., Schilling, R.L.: On the convergence analysis of spatially adaptive Rothe methods. *Foundations of Computational Mathematics* **14** (2014) 863–912.
4. Cohen, A.: *Numerical Analysis of Wavelet Methods*. Elsevier, Amsterdam, 2003.
5. Cohen, A., Dahmen, W., DeVore, R.A.: Adaptive wavelet methods for elliptic operator equations: Convergence rates. *Mathematics of Computation* **70** (2001) 27–75.
6. Dahlke, S., Dahmen, W., DeVore, R.A.: Nonlinear Approximation and Adaptive Techniques for Solving Elliptic Operator Equations. *Wavelet Analysis and Its Applications* **6** (1997) 237–283.
7. Dahlke, S., DeVore R.A.: Besov regularity for elliptic boundary value problems. *Communications in Partial Differential Equations* **22** (1997) 1–16.
8. DeVore, R.A.: Nonlinear Approximation. *Acta Numerica* **7** (1998) 51–150.
9. Gilbarg, D., Trudinger, N.S.: *Elliptic Partial Differential Equations of Second Order*. Springer, Berlin 1998.
10. Grisvard, P.: *Elliptic problems in nonsmooth domains*. Pitman, Boston 1985.
11. Jerison, D., Kenig, C.E.: The inhomogeneous Dirichlet problem in Lipschitz domains. *Journal of Functional Analysis* **130** (1995) 161–219.
12. Jonsson, A., Wallin, H.: *Function Spaces on Subsets of \mathbb{R}^n* . Harwood Academic, New York, 1984.
13. Mitrea, D., Mitrea I.: On the Besov regularity of conformal maps and layer potentials on nonsmooth domains. *Journal of Functional Analysis* **201** (2003) 380–429.
14. Mitrea, D., Mitrea, M., Yan, L.: Boundary value problems for the Laplacian in convex and semiconvex domains. *Journal of Functional Analysis* **258** (2010) 2507–2585.
15. Mörters, P., Peres, Y.: *Brownian Motion*. Cambridge University Press, Cambridge, 2010.
16. Port, S., Stone, C.J.: *Brownian Motion and Classical Potential Theory*. Academic Press, New York, 1978.
17. Stein, E.M.: *Harmonic Analysis. Real-Variable Methods, Orthogonality, and Oscillatory Integrals*. Princeton University Press, Princeton (NJ) 1993.
18. Triebel, H.: *Theory of Function Spaces*. Birkhäuser, Basel, 1983.