

Answering Spatial Multiple-Set Intersection Queries Using 2-3 Cuckoo Hash-Filters

Michael T. Goodrich

Dept. of Computer Science, Univ. of California, Irvine

Abstract

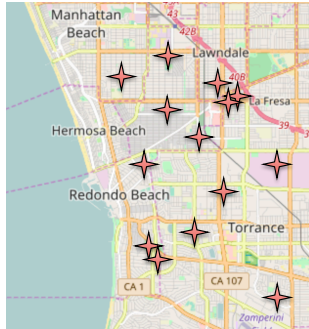
We show how to answer spatial multiple-set intersection queries in $O(n(\log w)/w + kt)$ expected time, where n is the total size of the $t \leq w^c$ sets involved in the query, w is the number of bits in a memory word, k is the output size, and $c \geq 1$ is any fixed constant. This improves the asymptotic performance over previous solutions and is based on an interesting data structure, known as **2-3 cuckoo hash-filters**. Our results apply in the word-RAM model (or practical RAM model), which allows for constant-time bit-parallel operations, such as bitwise AND, OR, NOT, and MSB (most-significant 1-bit), as exist in modern CPUs and GPUs. Our solutions apply to any multiple-set intersection queries in spatial data sets that can be reduced to one-dimensional range queries, such as spatial join queries for one-dimensional points or sets of points stored along space-filling curves, which are used in GIS applications.

1 Introduction

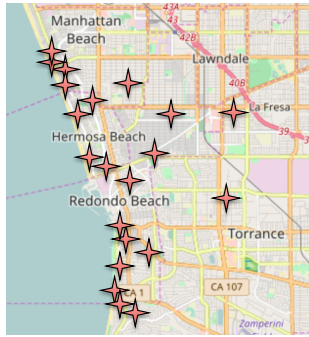
Algorithms for answering spatial multiple-set intersection queries have a number of different applications, including in keyword-based location searching, and web searching. E.g., see [9, 10, 22, 23]. For example, such algorithms can arise in the “inner loop” computation for answering conjunctive keyword queries in search engines. Alternatively, we might have a data structure that stores sites matching certain keywords according to some spatial index. Then, a user might issue a conjunctive keyword search and she might be interested in all of the sites close to a geographic region that match all of her search terms. We are therefore interested in this paper in high-performance algorithms for computing such spatial multiple-set intersection queries. See Figure 1.

1.1 Computational Model

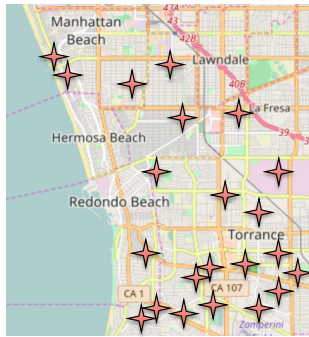
In this paper, we are interested in asymptotic improvements to spatial multiple-set intersection queries by taking advantage of bit-level parallelism, in a computational model known as the **practical RAM** model [35] or **word-RAM** model [18]. By “bit-level parallelism,” we are referring to an ability to compute bit-parallel operations on pairs of binary words of w bits in constant time, e.g., using operations built into modern CPUs and GPUs. There are actually different versions of the word-RAM model (e.g., see [18]). For example, we can consider a **restricted word-RAM** model [18], where bit-parallel operations are limited to addition, subtraction, and the bit-parallel operations AND, OR, NOT, XOR, shift, and MSB (most-significant set bit). We can also consider extensions to this model, including a **multiplication word-RAM** model, which would also include constant-time multiplication, and an **AC^0 word-RAM** model, which would also include any AC^0 operation, that is, any operation that can be computed with a constant-depth circuit with unbounded fan-in (which does not include multiplication), e.g., see [18, 35]. In this paper, we provide results for the restricted word-RAM model and also for a **permutation word-RAM** model (e.g., see [1]), which can be viewed as somewhat weaker than the multiplication word-RAM, in that the permutation word-RAM model can perform a fixed permutation of w/m subwords, each of size m , in constant time. This is an operation supported by many modern CPUs and GPUs (e.g., see [19, 34, 41, 42, 46]). As in the traditional RAM model, we analyze the running times of word-RAM algorithms by counting the number of operations performed.



"indian"



"restaurant"



"free parking"

Figure 1: An example spatial multiple-set intersection search. Each frame shows a set of possible responses for three different keyword searches in a geographic region, which would then need to be intersected to find sites matching all three keyword searches. Background image Copyright © OpenStreetMap contributors. Licensed as CC BY-SA.

1.2 Problem Formulation

Formally, we assume we have a computational setting that consists of the following items:

- A collection of data sets, D_1, D_2, \dots , that store *items*, such that each item is associated with a point along a one-dimensional curve, \mathcal{C} , which is the same for all the data sets. In the simplest case, the curve, \mathcal{C} , is just a straight line, but we also allow \mathcal{C} to be a space-filling curve, such as a Hilbert curve or z-order curve. E.g., see [39] and Figure 2. Such curves are often used in spatial data indexing applications, e.g., see [4, 27–30, 40], so as to reduce multi-dimensional approximate nearest-neighbor and range queries to 1-dimensional range queries. For example, each D_i could be a collection of items along a 1-dimensional line or space-filling curve such that each D_i is associated with a certain category, such as keyword matches for coffee shops or parking garages.
- A *spatial multiple-set intersection query* consists of an interval range, $\mathcal{R} \subseteq \mathcal{C}$, and a set of indices, $\mathcal{I} = \{i_1, i_2, \dots, i_t\}$. Each i_j identifies a specific data set, D_{i_j} , e.g., based on some keyword of interest. The response to this query should be every item that has a point in the interval range, \mathcal{R} , and belongs to the common intersection, $D_{i_1} \cap D_{i_2} \cap \dots \cap D_{i_t}$.

For instance, each D_{i_i} could store all the shops of a certain type in some district organized along a space-filling curve, \mathcal{C} , so as to answer proximity queries that can be expressed in terms of an interval range (or constant number of interval ranges) along \mathcal{C} . Then a spatial multiple-intersection query might ask for all the shops satisfying a set of different keywords and be nearby some specified location, using an interval-range query that amounts to a “spatial join” or “distance join” (e.g., see [6, 20, 21, 44]). Alternatively, in an even simpler scenario, \mathcal{C} could just be the one-dimensional “number line” and each D_{i_j} could just be a set of items associated with points along this line. Furthermore, the interval range, \mathcal{R} , could be the interval $(-\infty, +\infty)$, in which case the problem becomes one of simply returning the common intersection of a collection of sets, independent of the curve, \mathcal{C} . We are interested in answering such queries as quickly as possible, given a reasonable amount of preprocessing.




Figure 2: An example z-order curve, at several resolutions, which is related to the well-known quadtree spatial data structure. Copyright © David Eppstein, based on an image by Hesperian. Licenced by CC A-S 3.0.

1.3 Related Work

In addition to work by Miltersen [35] introducing the practical RAM model and work by Hagerup [18] introducing the word-RAM model, researchers have explored various algorithms for versions of the practical RAM and word-RAM models, e.g., see [3, 15, 43, 45]. There is, for instance, considerable previous work on

algorithms for answering set-intersection queries in the word-RAM model. Ding and König [11] show how to compute the common intersection of t sets of total size n in expected time $O(n/\sqrt{w} + kt)$, where w is the word size in bits and k is the size of the output in words. Bille *et al.* [8] present a data structure that can compute the intersection of t sets of total size n in $O(n(\log^2 w)/w + kt)$ expected time in the permutation word-RAM model. In addition, Kopelowitz *et al.* [26] introduce a data structure for computing set intersections for two sets of roughly the same size, n , in $O(n(\log^2 w)/w + \log w + k)$ expected time in this model. Eppstein *et al.* [14] improve this bound to $O(n(\log w)/w + k)$ expected time for the restricted word-RAM model, using a data structure they call “2-3 cuckoo hash-filters,” which consist of a combination of 2-3 cuckoo hash tables and 2-3 cuckoo filters. 2-3 cuckoo hash tables use a generalization of the *power-of-two-choices* paradigm [5, 32, 36, 37] to a *two-out-of-three* paradigm. That is, in a 2-3 cuckoo hash table, each item has three possible pseudo-random places it can be stored and it is stored in two of them [2]. Eppstein and Goodrich [13] extend this construction for pairs of sets of different sizes. A 2-3 cuckoo filter [14] parallels a 2-3 cuckoo hash table storing the same items, except that we store only a $\Theta(\log w)$ -bit pseudo-random fingerprint, $f(x)$, for each item x in the associated cuckoo filter. Unfortunately, all of these previous uses of 2-3 cuckoo hash-filters are limited to pairwise intersections of sets and they do not extend to intersections of three or more sets or spatial queries. Thus, the best previous algorithm for answering (standard) multiple-set intersection queries in the word-RAM model is due to Bille *et al.*, as mentioned above. We are not familiar with any previous work in the word-RAM model for answering spatial multiple-set intersection queries.

1.4 Our Results

We present simple new data structures and algorithms for answering spatial multiple-set intersection queries in the word-RAM model based on using 2-3 cuckoo hash-filters [13, 14].

- We show how to answer standard multiple-set intersection queries in $O(n(\log w)/w + kt)$ expected time in the permutation word-RAM model, where n is the total size of the t sets involved in the query, w is the number of bits in a memory word, k is the output size, $t \leq w^c$, and $c \geq 1$ is an arbitrary fixed constant. This improves the asymptotic performance over the previous best multiple-set intersection method for the permutation word-RAM model, due to Bille *et al.* [8], for t being polynomial in w .
- We show how to answer standard multiple-set intersection queries in $O(n(\log^2 w)/w + kt)$ expected time in the restricted word-RAM model, where n is the total size of the t sets involved in the query, w is the number of bits in a memory word, k is the output size, $t \leq w^c$, and $c \geq 1$ is an arbitrary fixed constant. This matches the asymptotic performance of Bille *et al.* [8], for t being polynomial in w , but does so in a restricted word-RAM rather than the permutation word-RAM.
- We show how to answer spatial multiple-set intersection queries in $O(n(\log w)/w + kt)$ expected time in the permutation word-RAM model, or $O(n(\log^2 w)/w + kt)$ expected time in the restricted word-RAM model, where n is the total size of the $t \leq w^c$ location-constrained subsets involved in the query, where $c \geq 1$ is a fixed constant and k is the output size. This is, to our knowledge, the first such result of its kind.

Our data structures and algorithms take advantage of a simple approach that exploits bit-level parallelism by packing information into memory subwords, which allows us to represent small sets of size $O(w/\log w)$ with 2-3 cuckoo filters occupying $O(1)$ memory words, and intersect pairs of sets represented this way in expected time $O(1 + k)$, where k is the output size. The main computational difficulty of using this approach is that the result of such an operation is itself *not* a 2-3 cuckoo filter. Nevertheless, unlike previous results that exploited 2-3 cuckoo filters for intersection queries [13, 14], we show in this paper how to restore the result of a pairwise intersection query back to being a 2-3 cuckoo filter. We then show that such restoration operations allow us to achieve our results for spatial multiple-set intersection queries. For full details and proofs, please see the full version of this paper [16].

2 A Review of 2-3 Cuckoo Hash-Filters

Let us review the 2-3 cuckoo hash-filter data structure of Eppstein *et al.* [14]. Suppose we wish to represent a set, S , of n items taken from a universe such that each item can be stored in a single memory word. We assume throughout that $w \geq \log n$, as is standard. We use the following components, T , M , C , and F . (See Figure 3.)

- A hash table T of size $O(n)$, using three pseudo-random hash functions h_1 , h_2 , and h_3 , which map items of S to triples of distinct integers in the range $[0, n - 1]$. Each item, x in S , is stored, if possible, in two of the three possible locations for x based on these hash functions. We refer to each T as a **2-3 cuckoo hash table**.
- We also store a stash cache [25], C , of size λ , where λ is bounded by a constant. C stores items for which it was not possible to store properly in two distinct locations in T (e.g., due to collisions with other items). We maintain each C as an array of size $O(\lambda)$.
- A table, F , having $O(n)$ cells, that parallels T , so that $F[j]$ stores a non-zero fingerprint digest, $f(x)$, for an item, x , if and only if $T[j]$ stores a copy of x . The digest $f(x)$ is a non-zero random hash function comprising δ bits, where $\delta = c \log w$ is a parameter chosen to achieve a small false positive rate. The table F is called a **2-3 cuckoo filter**, and it is stored in a packed format, so that we store $O(w/\log w)$ cells of F per memory word. In addition to the vector F , we store a bit-mask, M , that is the same size as F and has all 1 bits in the corresponding cell of each occupied cell of F .

We assume we can read and write individual cells of F and M in $O(1)$ time. These cells amount to subfields of words of $\delta = O(\log w)$ size, which can be read from or written to using standard bit-level operations in the restricted word-RAM model. Thus, we assume that reading or writing any individual cell of F takes $O(1)$ time in the restricted word-RAM model.

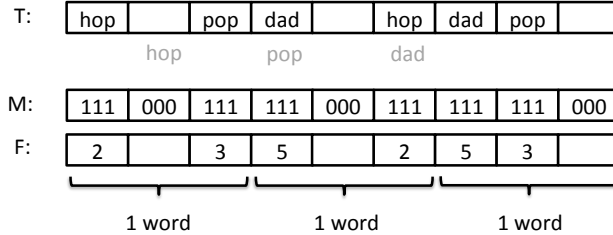


Figure 3: A simplified example of a 2-3 cuckoo hash table, T , and filter, F , including the bit-mask, M . In this example, we are representing the set, $S = \{\text{hop}, \text{pop}, \text{dad}\}$, in an instance of the practical RAM model that can store three fingerprint values per word. In this case, the filters are defined so $f(\text{hop}) = 2$, $f(\text{pop}) = 3$, and $f(\text{dad}) = 5$. Note: every item is stored in two out of three locations; we are showing the third potential location for each item below its third location in grey. In this figure, we are not showing the stash cache, C , which in this simplified example would be empty. Also, note that if n is $O(w/\log w)$, then, although the size of the 2-3 cuckoo table, T , is $O(n)$, the size of the corresponding 2-3 cuckoo filter, F , is $O(1)$. Copyright © Michael Goodrich.

Since the method for constructing a 2-3 cuckoo filter, F , is the same as that for a 2-3 hash table, T , that is parallel to it, without loss of generality, let us describe how to construct T . We assume we have n items that need to be added to T and that T has size that is at least $6(1+\epsilon)n$, for a constant $\epsilon > 0$. We also assume that we have a stash cache, C , of constant size, λ . Eppstein *et al.* [14] describe an algorithm for constructing a 2-3 cuckoo hash-filter, which we review below. Our algorithm for constructing a 2-3 cuckoo hash-filter, then, involves performing n insertions into our structures. We begin with performing those insertions in T , so as to construct a 2-3 cuckoo hash table.

Suppose we are inserting an item, x . We first attempt to insert x into the 2-3 cuckoo table, T , performing a 2-3 cuckoo (two-out-of-three) insertion for x . Following Amossen and Pagh [2], let us consider this as our inserting two instances of x into T via a one-out-of-three cuckoo insertion. That is, each item x has three possible locations, $T[h_1(x)]$, $T[h_2(x)]$, and $T[h_3(x)]$, where it may be stored. If one of these is empty, then we add x to it, completing that instance of inserting x . If this is the second insertion for x , then we are done inserting x . If none of these three cells is empty, we choose one of them at random and add x to it, evicting its previous occupant y . We add y to a temporary buffer queue, Q .

We then process the buffer, Q , while it is non-empty. We take the next item, y , from Q . We then read the cells, $T[h_1(y)]$, $T[h_2(y)]$, and $T[h_3(y)]$. One of these cells may already store y ; in this case, we consider the other two. If one of these two is empty, we add y to it, and we are done with y . If both of these cells are occupied, however, we choose one of them at random, evict its previous occupant z , and insert y into that cell. Then we add z to Q . We repeat this processing of Q until we either succeed in emptying all the items in Q or we reach a **stopping condition**, which is defined to be the condition that we have spent more than L iterations processing Q during this insertion, where L is a threshold parameter set in the analysis. If this stopping condition occurs, then we remove from T each copy of an item in Q , and we add each such item to the stash, C . This step takes $O(L + 1)$ steps in the practical RAM model (possibly amortized, if we are implementing C as a standard growable table). As we show, we can set L to be logarithmic in n and set a constant threshold $s > 0$ such that, with high probability throughout the process, $\lambda \leq s$. Thus, with high probability, our 2-3 cuckoo hash filters has stashes of constant size. This property provides a “safety net” for our data structures: with low probability, they could always fall back to a standard hash table or sorted linked list to store their sets, but with high probability, our structures will be much faster than this. If the construction of T succeeds, then we create a parallel (i.e., mirrored) copy of T as a hash filter, F , by replacing each item with its fingerprint of size $\delta = O(\log w)$ and compressing every block of size $O(w/\log w)$ words in T into a single word for F . If the construction of T fails, however, then we instead sort the items of the original set, S , of n items according to some ranking function (e.g., page rank) and just use this sorted copy of S to represent S . We say that the 2-3 cuckoo hash-table for S “failed” if we did not successfully construct T using the above algorithm.

For completeness, we include an analysis of 2-3 cuckoo hash-tables in an appendix, showing that we can build such a data structure of size, n , with a stash of size s , in expected $O(n)$ time and that the probability that this construction fails is at most $\tilde{O}(n^{-s})$, where the $\tilde{O}(\cdot)$ notation ignores polylogarithmic factors.

3 Data Structures

In this section, we describe our data structure framework. Recall that we assume that we are given a collection of data sets, D_1, D_2, \dots , that store items, such that each item is associated with a point along a one-dimensional curve, \mathcal{C} , which is the same for all the data sets. In addition, we assume that any spatial multiple-set intersection query consists of an interval range, $\mathcal{R} \subseteq \mathcal{C}$, and a set of indices, $\mathcal{I} = \{i_1, i_2, \dots, i_t\}$, and the response to this query should be every item that has a point in the range, \mathcal{R} , and belongs to the common intersection, $D_{i_1} \cap D_{i_2} \cap \dots \cap D_{i_t}$.

As a starting point for our data structure construction, we subdivide each data set, D_i , into a sequence of interval regions along the curve, \mathcal{C} , such that each region stores $\Theta(w/\log w)$ points. Our data structure construction, then, is as follows. For each interval region, R , in one of our structures, D_i , use the algorithm given above to construct a 2-3 cuckoo hash-filter for the $\Theta(w/\log w)$ points in R with a stash of constant size, λ . If the construction for R fails, then simply fallback to representing this subset as a sorted listing of its items (according to some canonical ordering). The resulting set of interval regions and the 2-3 cuckoo hash-filter or sorted list for each region comprises our representation for this structure. In spite of this failure possibility (which amounts to our using a standard list-based subset representation as a fallback), our construction has the following property.

Lemma 1. *Let S and T be sets of consecutive interval regions from two data sets, D_i and D_j , and let n denote the number of points in all the regions of S and T . Let α denote the number of interval region pairs,*

(R_i, R_j) , such that R_i and R_j overlap and our 2-3 cuckoo hash-filter construction failed for either R_i or R_j . Then

$$\mathbf{E}[\alpha] \leq \frac{2n \log w}{w^{s+1}},$$

where $s \geq 2$ is a chosen constant.

Proof. Since each interval region in our data structures contains $\Theta(w/\log w)$ points, we can use Theorem 4, from the analysis given in the appendix, to determine a stash constant, λ , for each 2-3 cuckoo hash-filter so that its failure probability is at most

$$\lceil w/\log w \rceil^{-3s} \leq w^{-s},$$

for $w \geq 8$, which follows from the fact that $w \geq \log n$. Let $\chi_{i,j}$ be an indicator variable that is 1 if and only if an interval region R_i from S overlaps an interval region R_j from T , and let $X(R)$ be a random variable that is 1 if and only if our 2-3 construction for the region R failed. Then, by the linearity of expectation,

$$\begin{aligned} \mathbf{E}[\alpha] &\leq \sum_{i,j} \chi_{i,j} (X(R_i) + X(R_j)) \\ &\leq \frac{n \log w}{w} \cdot \left(\frac{1}{w^s} + \frac{1}{w^s} \right) \\ &= \frac{2n \log w}{w^{s+1}}. \end{aligned}$$

□

Thus, the total expected number of items in all pairs of regions such that one of the two regions has a failed 2-3 cuckoo hash-filter is at most proportional to

$$\frac{n \log w}{w} \cdot \frac{w}{\log w} \cdot \frac{1}{w^s}.$$

That is, the total expected number of points summed across all pairs of overlapping regions where one of the regions has a failed 2-3 cuckoo hash-filter is $O(n/w^s)$. In other words, since we are choosing $s \geq 2$, we can use a fallback set-intersection method based on merging sets sorted according to some canonical order and the expected cost of all such intersections will be $O(n/w^s)$.

There is still one more component to our construction, which is a set of structures for each region that we call **cuckoo-restore** structures, which allow us to restore an intersection representation to be a 2-3 cuckoo hash-table for any interval. Since the motivation for these structures depends on the method for doing a pairwise intersection computation, let us postpone our discussion of the cuckoo-restore structures until after we have given our pairwise intersection algorithm.

4 Intersection Algorithms

In this section, we describe our algorithm for performing spatial multiple-set intersection queries.

4.1 Intersecting Two 2-3 Cuckoo Hash-Filters

Let us begin by reviewing the method of Eppstein *et al.* [14] for intersecting a pair of 2-3 cuckoo hash-filters, which in our case will always be represented using $O(1)$ memory words for the filter component, since interval regions in our structures hold $\Theta(w/\log w)$ items.

Suppose then that we have two subsets, S_i , and S_j , of size $O(w/\log w)$ each for which we wish to compute a representation of the intersection $S_i \cap S_j$. Suppose further that S_i and S_j are each represented with 2-3 cuckoo hash-filters of the same size and using the same three hash functions and fingerprint function. We begin our set-intersection algorithm for this pair of 2-3 cuckoo hash-filters by computing a vector of $O(1)$

words that identifies the matching non-empty cells in F_i and F_j . For example, we could compute the vector defined by the following bit-wise vector expression:

$$A = (M_i \text{ AND NOT } (F_i \text{ XOR } F_j)). \quad (1)$$

We view A as being a parallel vector to F_i and F_j . Note that a cell, $A[r]$, consists of δ bits and this cell is all 1s if and only if $F_i[r]$ stores a fingerprint digest for some item and $F_i[r] = F_j[r]$, since fingerprint digests are non-zero. Thus, with standard operations in the word-RAM we can compute a compact representation of $O(1)$ words that stores each subword for each fingerprint that matches in F_i and F_j , with the matching locations identified by all 1's in a mask, M'_i . The crucial insight is that since each item is stored in two-out-of-three locations in a 2-3 cuckoo hash-filter, if the same item is stored in two different cuckoo hash-filters, then it will be stored in one of its three locations in both hash-filters. It is this common location that then stores the filter for this item after we perform the bit-parallel operations to compute this intersection.

Thus, if we are interested in just this pairwise intersection, we can create a list, L , of members of the common intersection of S_i and S_j , by visiting each word of A and storing to L the item in $T_i[r]$ corresponding to each cell, $A[r]$, that is all 1s, but doing so only after confirming that $T_i[r] = T_j[r]$. In addition, since we are assuming that stashes are of constant size, we can do a lookup in the other hash table for each item in a stash for S_i or S_j , which takes an additional time that is $O(1)$. Therefore, the listing of the members in $S_i \cap S_j$ can be done in time $O(1 + k + p)$, where k is the number of items in the intersection and p is the number of false positives (i.e., places where fingerprints match but the item is not actually in the common intersection), by using standard and bit-parallel operations in the word-RAM model (e.g., see also [12]).

Note that the additional step of weeding out false positives can be done at the end, which involves a constant-time operation per item in the list, that itself involves a lookup in the two cuckoo hash tables, to remove items that map to the same locations and have the same fingerprint digests but are nevertheless different items. That is, we remove from this list any items, x and y , that happen to map to the same cell, r , in their respective 2-3 cuckoo hash tables and they also have the same fingerprint digest, that is, $f(x) = f(y)$. Note that by requiring $\delta = c \log w$, we can guarantee that the probability of such false positives is at most $1/w^c$. Figure 4 illustrates a simplified example of this pairwise intersection algorithm.

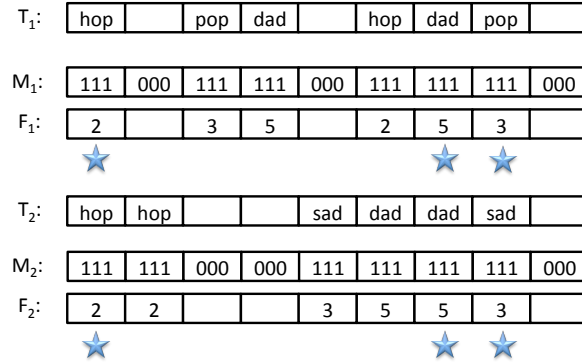


Figure 4: An example of parallel 2-3 cuckoo hash tables and filters for two sets. In this example, we are representing the set, $S_1 = \{\text{hop}, \text{pop}, \text{dad}\}$, and the set, $S_2 = \{\text{hop}, \text{dad}, \text{sad}\}$. The intersection algorithm does bit-parallel operations to find the matching non-zero cells in F_1 and F_2 , and then checks the matches found using T_1 and T_2 , to identify the set of intersecting items, $\{\text{hop}, \text{dad}\}$. In this case the filters are defined so $f(\text{hop}) = 2$, $f(\text{pop}) = 3$, $f(\text{dad}) = 5$, and $f(\text{sad}) = 3$. We show the matching filter locations with stars, including the false positive match for **dog** and **fox**, which would be culled when we check the potential matches against T_1 and T_2 . In this figure, we are not showing any stash caches. Copyright © Michael Goodrich.

The running time of our entire algorithm for computing the intersection of S_i and S_j , therefore, is $O(1 + k + p)$, where k is the size of the output and p is the number of false positives. In addition, by choosing $\delta = c \log w$, we can bound the probability that two different items have the same fingerprint value as being

at most $1/w^c$. Thus, $\mathbf{E}[p] \leq n/w$, since each item is stored in at most two places in a 2-3 cuckoo hash table. Therefore, we have the following.

Theorem 1. *Let S_i and S_j be two subsets of size $\Theta(w/\log w)$ each, represented by using 2-3 cuckoo hash-filters with constant-size stashes. Then we can compute the intersection $S_i \cap S_j$ in $O(1+k)$ expected time, in the restricted word-RAM, where k is the size of the intersection.*

4.2 Answering Pairwise Spatial Set-Intersection Queries

Let us next describe our algorithm for answering a spatial two-set intersection query, asking for the intersection of two sets, S_1 and S_2 , of possibly different sizes. Let us assume that S_1 and S_2 are each represented using the structures as described above, that is, S_1 and S_2 are subdivided into interval regions, such that, for each interval region, we have done our construction of a 2-3 cuckoo hash-filter (or, if that failed, then we have a sorted list of the items in that interval). In addition, we assume that we also are representing each entire set, S_i , for $i = 1, 2$, using a standard hash table, H_i , such as a cuckoo hash table. This hash table, H_i , will allow us to cull false positives as a post-processing step.

Given a query interval range, $\mathcal{R} \subseteq \mathcal{C}$, we first cull from S_1 and S_2 all the intervals that do not intersect \mathcal{R} . To allow for easier analysis of our method for computing the intersection of S_1 and S_2 , let n_1 denote the number of items remaining in S_1 and let n_2 denote the number of items remaining in S_2 , and let $n = n_1 + n_2$. Note that, since the number of items in each remaining interval region in either S_1 or S_2 is $O(w/\log w)$, the number of intervals in each S_i is $O(n_i(\log w)/w)$, for $i = 1, 2$. In addition, we assume that we are representing these interval regions so that have an easy way of identifying when two regions overlap.

The goal of our algorithm is to compute a cuckoo hash-filter representation that contains all the items in $S_1 \cap S_2$, plus possibly some false positives that our algorithm identifies as high-probability items belonging to this common intersection. After we have performed the core part of algorithm, then, we can simply do a lookup in each H_i to confirm which items actually belong to the common intersection (and should be produced in an output response) and which items should be ignored because they are false positive members of the common intersection.

Because of the way our algorithm works, it produces a cuckoo-filter representation for the common intersection, where $S_1 \cap S_2$ is represented in terms of the intervals in S_2 (or, alternatively, we can swap the two sets and our output will be in terms of the intervals of S_1). Namely, for each such interval, I , we will have a cuckoo filter, F_I , and a backing 2-3 cuckoo table, T_I , where, for each non-zero fingerprint, $F_I[j]$, there is a corresponding item, $x = T_I[j]$, with x being a confirmed item in S_2 . The cuckoo filter, F_I , may not be a 2-3 cuckoo filter, however, because each item might be stored in just one location in F_i , not two. (We explain later how we can repair this situation to quickly build a 2-3 cuckoo filter representing the pairwise intersection, albeit possibly with a small number of false positives that can be removed in a post-processing step.) Nevertheless, after our core algorithm completes, our representation allows us to examine each non-zero cuckoo filter fingerprint in a filter F_I , lookup its corresponding item, x , in a backing 2-3 cuckoo table, T_I , and then perform a search for x in the hash table for the other set (e.g., S_1) to verify that it belongs to the common intersection or is a false positive. That is, after one additional lookup for each such candidate intersection item, x , we can confirm or discard x depending on whether it is or isn't in the common intersection and with one more comparison.

There is also a possibility that our construction of a 2-3 cuckoo hash-filter fails for some interval, in which case we fallback to a standard intersection algorithm, such as merging two sorted lists, or looking up each item in one set in a hash table for the other. Since such failures occur with probability at most $1/w^s$, for some constant s , the time spent on such fallback computations is dominated by the time for our other steps; hence, let us ignore the time spent on such fallback computations.

Our algorithm for constructing the representation of $S_1 \cap S_2$, using 2-3 cuckoo hash-filters, and then optionally culling out false positives, is as follows. (See Figure 5.)

1. Merge the interval regions of S_1 and S_2 , to identify each pair of overlapping interval regions. This step can be done in $O(n(\log w)/w)$ time, by Lemma 1.

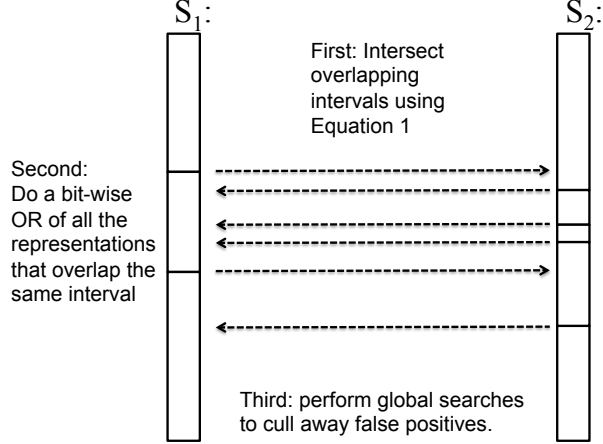


Figure 5: An illustration of how we answer set-intersection queries for a pair of sets subdivided into one-dimensional interval regions. Copyright © Michael Goodrich.

2. For each overlapping interval, $I_{1,j}$ and $I_{2,k}$, where $I_{1,j}$ is from S_1 and $I_{2,k}$ is from S_2 , intersect these two subsets using the bit-parallel intersection algorithm for 2-3 cuckoo filters derived using Equation 1 above (but skipping the lookups in the corresponding 2-3 cuckoo table) Also perform lookups for any items in stashes (which are confirmed as intersections; hence, we are done with our computations for them). Let $F_{j,k}$ denote the resulting (now partial) 2-3 cuckoo filter. This step can be implemented in $O(n(\log w)/w)$ time, since the total number of overlapping pairs of intervals is $O(n(\log w)/w)$.
3. For each interval, $I_{1,j}$, collect all the partial 2-3 cuckoo hash-filters, $F_{j,k}$, computed in the previous step for $I_{1,j}$. Compute the bit-wise OR of these filters. Let F_j denote the resulting partial 2-3 cuckoo filter for $I_{1,j}$, and let \mathbf{F} denote the collection of all such filters (note that there is potentially a non-empty partial cuckoo filter, F_j , for each interval in S_1). Also note that there are no collisions in the bit-wise OR of all these cuckoo filters, since each is computed as an intersection of a disjoint set of other items with the items in this interval. This step can be implemented in $O(n(\log w)/w)$ time, since the total number of overlapping pairs of intervals is $O(n(\log w)/w)$.
4. For each interval $I_{1,j}$, and each item, x , in the 2-3 cuckoo hash table for $I_{1,j}$ that has a corresponding fingerprint belonging to F_j in \mathbf{F} , do a lookup in each of corresponding backing hash tables (we assume we have global lookup tables for S_1 and S_2) to determine if x is indeed a common item in the sets S_1 and S_2 . Let Z denote the set of all such items so determined to belong to this common intersection. This step can be implemented in $O(n(\log w)/w + k + p)$ time, where k is the size of the output and p is the number of false positives, that is, items that have a non-zero fingerprint in some F_j but nevertheless are not in the common intersection, $S_1 \cap S_2$.
5. Output the members of the set, Z , as the answer.

Let us consider the correctness of this algorithm. First, note that since each item included in the final output, Z , is confirmed to belong to the common intersection, $S_1 \cap S_2$, there are no false positive items reported, if we do the optional culling step (i.e., there are no reported items that are not in the common intersection). Thus, we need only show that each item in the common intersection is added to Z . The only possible way we could miss a member, x , of the common intersection is if x belongs to intervals in both S_1 and S_2 , and we failed to add x to Z . In this case, x has a matching fingerprint in at least one common location in the ultra-compact 2-3 cuckoo filter for two overlapping intervals, which we determine in Steps 2 and 3, and we confirm and add to Z any such overlapping items belonging to $S_1 \cap S_2$ in Step 4. Thus, the above algorithm is correct.

Let us analyze the running time of this algorithm. We have already accounted for the time bounds for each step above. Furthermore, note that the parameter p is $O(n/w)$, since the probability of two fingerprints of size $2 \log w$ collide is at most $1/w$. Therefore, the total expected time for our algorithm is $O(n(\log w)/w + k)$. This gives us the following.

Theorem 2. *Given two sets, S_1 and S_2 , represented with interval regions intersecting a query range $\mathcal{R} \subseteq \mathcal{C}$, with each region represented as described above, one can compute a listing of the items in $S_1 \cap S_2$ in $O(n(\log w)/w + k)$ expected time in the restricted word-RAM model, where n is the size of S_1 and S_2 and k is the size of the output.*

4.3 Answering Spatial Multiple-Set Intersection Queries

The main bottleneck for extending our method from the previous section to spatial multiple-set intersection queries is that the partial result of performing the bit-parallel intersection of a pair of 2-3 cuckoo filters is itself not a 2-3 cuckoo filter, because after the intersection computation is performed some fingerprints might be stored in just one location, not two. We can assume, however, that every subword in a fingerprint vector, F , is either all 0's or it holds a complete fingerprint of $O(\log w)$ bits.

We can to augment our 2-3 cuckoo filter representations so that we can restore them to be proper 2-3 cuckoo filters even after a pairwise intersection computation, as follows:

1. For each fingerprint vector, F , create and store **cuckoo-restore** information, which encodes a permutation, π_F , which routes every subword fingerprint, f , in F to the location of its other location, which we call f 's **twin**. That is, if the fingerprint f for some item x is stored at subword locations i and j in F , then π_F moves the copy of f at i to position j and the copy of f at j to position i . This step can be done in $O(1)$ time in the permutation word-RAM model.
2. After an intersection operation occurs, so that each item in the intersection of a pair of 2-3 cuckoo filters (including some possible false positives) may be is stored in a fingerprint vector, F , in just one location instead of two, apply π_F to create a copy, F' of F such that each fingerprint subword in F is routed to its twin location.
3. Restore F to be a 2-3 cuckoo filter by computing the bit-wise OR of F and F' . Note that there can be no collisions occurring as a result of this bit-wise OR, because every fingerprint (even the false positives) is the same as its twin and all empty locations are all 0's. Thus, this bit-wise OR will copy each surviving fingerprint to its twin location and then OR this fingerprint with itself (causing no change) or with a subword of all 0's (restoring the fingerprint to its original two locations).

Thus, to answer a spatial multiple-set intersection query, for sets, S_1, S_2, \dots, S_t , we perform the above pairwise intersection operations iteratively, first with S_1 and S_2 , and then with the result of this intersection with S_3 , and so on, postponing until the very end our culling of false positives by doing a lookup in global hash tables for S_1, S_2, \dots, S_t , which we assume we have available, to check for each item x in the final 2-3 cuckoo hash-table whether x is indeed a member of every set. Each intersection step, for an iteration i , takes $O(1)$ time per cuckoo-filter, in the permutation word-RAM model, for which we can charge this cost in iteration i to the size of the subset in a region of the set S_i .

We can force the expected total number of false positives to be at most n/w^{c+1} , for a fixed constant $c \geq 1$, by defining the fingerprints to have size at least $(c + 1) \log w$. Thus, testing each surviving candidate at the end to see if it really belongs to the common intersection, by looking up each such element x in the t hash tables for each set, takes time $O(kt)$ plus a term that is dominated by $O(n/w)$.

Note that in order to implement our algorithm in the restricted word-RAM model, the only part of this computation left as of yet unspecified is how to create a representation of the permutation, π_F , and perform the routing of subwords defined by π_F . For this part, we follow the approach of Yang *et al.* [46], who define subword permutation micro-code instructions and show how to implement them using a double butterfly network, which is also known as a Benes network. See Figure 6.

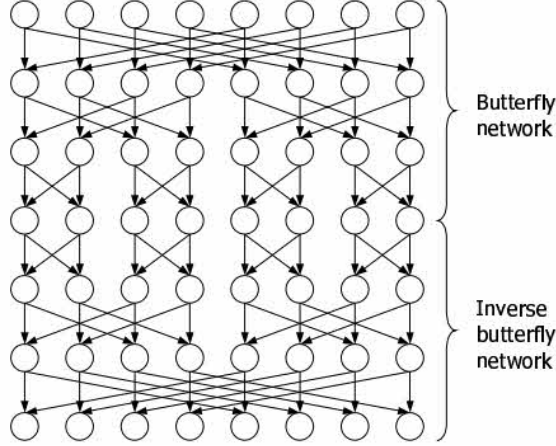


Figure 6: An example Benes network, which is constructed from two back-to-back butterfly networks. Copyright © David BS, licensed under cc by-sa 3.0.

It is known that a Benes network can route any permutation and that it is fairly straightforward to set the switches in a Benes network for this purpose for any given permutation. So let N be such a network, which in the case of routing $O(w/\log w)$ subwords of size $O(\log w)$ will have depth $O(\log w)$. Depending on how the switches are set, we note that each stage of N involves keeping some subword in place and moving others by shifting them all the same distance. Thus, each stage of a Benes network can be implemented in $O(1)$ steps in the word-RAM model by simple applications of AND, OR, and shift operations (plus either the use of mask vectors to encode the switch settings or using other built-in word-RAM operations based on an encoding of π_F). Thus, we can store an encoding of a Benes network implementing π_F for each fingerprint vector, F , as our cuckoo-restore information, and this will allow us to restore any cuckoo filter to be a 2-3 cuckoo filter in $O(\log w)$ time in the word-RAM model. This gives us the following result.

Theorem 3. *Suppose $t \leq w^c$ sets are from interval regions identified through a spatial multiple-set intersection query for a range $\mathcal{R} \subseteq \mathcal{C}$, in structures constructed as described above. We can compute the result of such a query in $O(n(\log w)/w + kt)$ expected time in the permutation word-RAM model, or $O(n(\log^2 w)/w + kt)$ expected time in the restricted word-RAM model, where n is the total size of all the sets involved, k is the size of the output, and $c \geq 1$ is a constant.*

5 Discussion

We should mention a slight technicality with our results, as described above, in that our methods report all the items having points belonging to intervals intersecting a query range $\mathcal{R} \subseteq \mathcal{C}$ and are in the common intersection. Thus, there is a possibility for items close to one of the boundaries of \mathcal{R} but nevertheless outside of \mathcal{R} to be included. This, of course, poses no computational difficulty, however, as we could add a post-processing step that only outputs items with points that are confirmed to be in \mathcal{R} rather than points belonging to intervals that intersect \mathcal{R} , if that is desired.

Acknowledgments. This article reports on work supported by the DARPA under agreement no. AFRL FA8750-15-2-0092. The views expressed are those of the authors and do not reflect the official policy or position of the Department of Defense or the U.S. Government. This work was also supported in part from NSF grants 1228639, 1526631, 1217322, 1618301, and 1616248. We thank David Eppstein for several helpful discussions.

References

- [1] Susanne Albers and Torben Hagerup. Improved parallel integer sorting without concurrent writing. *Inf. & Comput.*, 136(1):25–51, 1997. doi:10.1006/inco.1997.2632.
- [2] R. R. Amossen and R. Pagh. A new data layout for set intersection on GPUs. In *IEEE Int. Parallel Distributed Processing Symp. (IPDPS)*, pages 698–708, 2011. doi:10.1109/IPDPS.2011.71.
- [3] Arne Andersson, Peter Bro Miltersen, and Mikkel Thorup. Fusion trees can be implemented with AC^0 instructions only. *Theor. Comput. Sci.*, 215(1-2):337–344, 1999. doi:10.1016/S0304-3975(98)00172-8.
- [4] Tetsuo Asano, Desh Ranjan, Thomas Roos, Emo Welzl, and Peter Widmayer. Space-filling curves and their use in the design of geometric data structures. *Theoretical Computer Science*, 181(1):3–15, 1997. doi:http://dx.doi.org/10.1016/S0304-3975(96)00259-9.
- [5] Yossi Azar, Andrei Z. Broder, Anna R. Karlin, and Eli Upfal. Balanced allocations. *SIAM J. Comput.*, 29(1):180–200, 1999. doi:10.1137/S0097539795288490.
- [6] Norbert Beckmann, Hans-Peter Kriegel, Ralf Schneider, and Bernhard Seeger. The R*-tree: An efficient and robust access method for points and rectangles. In *ACM SIGMOD International Conference on Management of Data (SIGMOD)*, pages 322–331, New York, NY, USA, 1990. ACM. doi:10.1145/93597.98741.
- [7] Claude Berge. *Graphs and Hypergraphs*, volume 6 of *North-Holland Mathematical Library*. North-Holland, 2nd edition, 1976.
- [8] Philip Bille, Anna Pagh, and Rasmus Pagh. Fast evaluation of union-intersection expressions. In *Int. Symp. Algorithms and Computation*, volume 4835 of *LNCS*, pages 739–750. Springer, 2007. doi:10.1007/978-3-540-77120-3_64.
- [9] Stephen J. Carver. Integrating multi-criteria evaluation with geographical information systems. *International Journal of Geographical Information Systems*, 5(3):321–339, 1991. URL: http://dx.doi.org/10.1080/02693799108927858, arXiv:http://dx.doi.org/10.1080/02693799108927858, doi:10.1080/02693799108927858.
- [10] Tsung-Yu Chou, Chia-Lun Hsu, and Mei-Chyi Chen. A fuzzy multi-criteria decision model for international tourist hotels location selection. *International Journal of Hospitality Management*, 27(2):293–301, 2008. doi:10.1016/j.ijhm.2007.07.029.
- [11] Bolin Ding and Arnd Christian König. Fast set intersection in memory. *Proc. VLDB Endow.*, 4(4):255–266, January 2011. doi:10.14778/1938545.1938550.
- [12] David Eppstein. Cuckoo filter: Simplification and analysis. In *15th Scand. Workshop on Algorithm Theory*, volume 53 of *LIPIcs*, pages 8:1–8:12, 2016. doi:10.4230/LIPIcs.SWAT.2016.8.
- [13] David Eppstein and Michael T. Goodrich. Brief announcement: Using multi-level parallelism and 2-3 cuckoo filters for set intersection queries and sparse boolean matrix multiplication. In *29th ACM Symp. on Parallelism in Algorithms and Architectures (SPAA)*, 2017.
- [14] David Eppstein, Michael T. Goodrich, Michael Mitzenmacher, and Manuel R. Torres. 2-3 cuckoo filters for faster triangle listing and set intersection. In *36th ACM SIGMOD-SIGACT-SIGAI Symposium on Principles of Database Systems (PODS)*, pages 247–260, New York, NY, USA, 2017. ACM. doi:10.1145/3034786.3056115.
- [15] Michael L. Fredman and Dan E. Willard. Surpassing the information theoretic bound with fusion trees. *J. Comput. Syst. Sci.*, 47(3):424–436, 1993. doi:10.1016/0022-0000(93)90040-4.

- [16] Michael T. Goodrich. Answering spatial multiple-set intersection queries using 2-3 cuckoo hash-filters. *ArXiv*, 29xxx, 2017.
- [17] Michael T. Goodrich and Michael Mitzenmacher. Privacy-preserving access of outsourced data via oblivious RAM simulation. In *38th Int. Colloq. Automata, Languages and Programming*, pages 576–587, 2011. doi:10.1007/978-3-642-22012-8_46.
- [18] Torben Hagerup. Sorting and searching on the word RAM. In *15th Symp. on Theor. Aspects of Comp. Sci.*, pages 366–398, 1998. doi:10.1007/BFb0028575.
- [19] Yedidya Hilewitz and Ruby B. Lee. Fast bit gather, bit scatter and bit permutation instructions for commodity microprocessors. *Journal of Signal Processing Systems*, 53(1):145–169, 2008. doi:10.1007/s11265-008-0212-8.
- [20] Gísli R. Hjaltason and Hanan Samet. Incremental distance join algorithms for spatial databases. In *ACM SIGMOD International Conference on Management of Data (SIGMOD)*, pages 237–248, New York, NY, USA, 1998. ACM. doi:10.1145/276304.276326.
- [21] Yun-Wu Huang, Ning Jing, and Elke A. Rundensteiner. Spatial joins using R-trees: Breadth-first traversal with global optimizations. In *23rd International Conference on Very Large Data Bases (VLDB)*, pages 396–405, San Francisco, CA, USA, 1997. Morgan Kaufmann Publishers Inc.
- [22] Shengyue Ji and Chen Li. Location-based instant search. In *23rd Int. Conf. on Sci. and Stat. Database Manag.*, pages 17–36, 2011. doi:10.1007/978-3-642-22351-8_2.
- [23] Hong Jiang and J. Ronald Eastman. Application of fuzzy measures in multi-criteria evaluation in GIS. *International Journal of Geographical Information Science*, 14(2):173–184, 2000. URL: <http://dx.doi.org/10.1080/136588100240903>, arXiv:<http://dx.doi.org/10.1080/136588100240903>, doi:10.1080/136588100240903.
- [24] Michał Karoński and Tomasz Łuczak. The phase transition in a random hypergraph. *J. Computational and Applied Mathematics*, 142(1):125–135, 2002.
- [25] Adam Kirsch, Michael Mitzenmacher, and Udi Wieder. More robust hashing: Cuckoo hashing with a stash. *SIAM J. Comput.*, 39(4):1543–1561, 2010. doi:10.1137/080728743.
- [26] Tsvi Kopelowitz, Seth Pettie, and Ely Porat. Dynamic set intersection. In *14th Symp. on Algorithms and Data Structures (SODA)*, pages 470–481, 2015. doi:10.1007/978-3-319-21840-3_39.
- [27] J. K. Lawder and P. J. H. King. Using space-filling curves for multi-dimensional indexing. In *17th British National Conference on Databases*, pages 20–35. Springer, 2000. doi:10.1007/3-540-45033-5_3.
- [28] J. K. Lawder and P. J. H. King. Querying multi-dimensional data indexed using the Hilbert space-filling curve. *SIGMOD Rec.*, 30(1):19–24, March 2001. doi:10.1145/373626.373678.
- [29] Ken C. Lee, Wang-Chien Lee, Baihua Zheng, Huajing Li, and Yuan Tian. Z-SKY: An efficient skyline query processing framework based on z-order. *The VLDB Journal*, 19(3):333–362, June 2010. doi:10.1007/s00778-009-0166-x.
- [30] S. Liao, M. A. Lopez, and S. T. Leutenegger. High dimensional similarity search with space filling curves. In *17th International Conference on Data Engineering (ICDE)*, pages 615–622, 2001. doi:10.1109/ICDE.2001.914876.
- [31] Po-Shen Loh and Rasmus Pagh. Thresholds for extreme orientability. *Algorithmica*, 69(3):522–539, 2014. doi:10.1007/s00453-013-9749-4.
- [32] Steve Lumetta and Michael Mitzenmacher. Using the power of two choices to improve Bloom filters. *Internet Mathematics*, 4(1):17–33, 2007. doi:10.1080/15427951.2007.10129136.

- [33] Colin McDiarmid. Concentration. In *Probabilistic Methods for Algorithmic Discrete Mathematics*, pages 195–248. Springer, 1998.
- [34] J. P. McGregor and R. B. Lee. Architectural techniques for accelerating subword permutations with repetitions. *IEEE Transactions on Very Large Scale Integration (VLSI) Systems*, 11(3):325–335, June 2003. doi:10.1109/TVLSI.2003.812318.
- [35] Peter Bro Miltersen. Lower bounds for static dictionaries on RAMs with bit operations but no multiplication. In *23rd Int. Colloq. on Automata, Languages and Programming (ICALP)*, volume 1099 of *LNCs*, pages 442–453. Springer, 1996. doi:10.1007/3-540-61440-0_149.
- [36] M. Mitzenmacher. The power of two choices in randomized load balancing. *IEEE Trans. Parallel and Distributed Systems*, 12(10):1094–1104, 2001. doi:10.1109/71.963420.
- [37] Michael Mitzenmacher, Andréa W. Richa, and Ramesh Sitaraman. The power of two random choices: A survey of techniques and results. In *Handbook of Randomized Computing*, volume 1, pages 255–312, 2001.
- [38] Rasmus Pagh and Francesco Silvestri. The input/output complexity of triangle enumeration. In *33rd ACM Symp. on Principles of Database Systems (PODS)*, pages 224–233, 2014. doi:10.1145/2594538.2594552.
- [39] Hans Sagan. *Space-filling curves*. Springer Science & Business Media, 2012.
- [40] Hanan Samet. *The Design and Analysis of Spatial Data Structures*. Addison-Wesley Longman Publishing Co., Inc., Boston, MA, USA, 1990.
- [41] Z. Shi, X. Yang, and R. B. Lee. Arbitrary bit permutations in one or two cycles. In *IEEE Int. Conf. on Application-Specific Systems, Architectures, and Processors (ASAP)*, pages 237–247, June 2003. doi:10.1109/ASAP.2003.1212847.
- [42] Zhihue Shi and R. B. Lee. Implementation complexity of bit permutation instructions. In *The Thrity-Seventh Asilomar Conference on Signals, Systems Computers*, volume 1, pages 879–886, Nov 2003. doi:10.1109/ACSSC.2003.1292038.
- [43] Mikkel Thorup. On AC^0 implementations of fusion trees and atomic heaps. In *14th ACM-SIAM Symp. on Discrete Algorithms (SODA)*, pages 699–707, 2003.
- [44] David A. White and Ramesh Jain. Similarity indexing with the SS-tree. In *12th International Conference on Data Engineering*, pages 516–523, Feb 1996. doi:10.1109/ICDE.1996.492202.
- [45] Dan E. Willard. Examining computational geometry, Van Emde Boas trees, and hashing from the perspective of the fusion tree. *SIAM J. Comput.*, 29(3):1030–1049, 2000. doi:10.1137/S0097539797322425.
- [46] Xiao Yang, Manish Vachharajani, and Ruby B. Lee. Fast subword permutation instructions based on butterfly network. In *Proc. SPIE*, volume 3970, pages 80–86, 1999. doi:10.1117/12.375241.

A An Analysis of 2-3 Cuckoo Hash-Filters

Following the framework of Eppstein *et al.* [14], in this appendix we analyze the performance of our construction algorithm using a hypergraph model of 2-3 cuckoo hashing, which itself is a generalization of an analysis framework for (standard) cuckoo hashing, as proposed by Pagh and Rodler [38]. In the standard cuckoo hashing case, one inserts n items into a table T with $2(1 + \epsilon)n$ buckets (for a fixed constant $\epsilon > 0$), via hash functions h_1 and h_2 whose values are always distinct. In a standard cuckoo hash table, each bucket can store at most one item and each item is stored in one-out-of-two locations. To insert an item x , we place it in $T[h_1(x)]$ if that bucket is empty. Otherwise, we **evict** the item y in $T[h_1(x)]$, replace it with x , and attempt to insert y into its other cell $T[h_1(y) + h_2(y) - h_1(x)]$. If that location is free, then we are done. If not, we evict the item z in that location, attempt to insert z into its other cell, and so on. We can view the hash functions as defining a random graph with m vertices corresponding to the buckets in T , with each of the n items x yielding an edge $(h_1(x), h_2(x))$. The insertion procedure successfully places all n items if and only if each connected component in this **cuckoo graph** has at most one cycle. With high probability all connected components have at most cycle and no component is of size larger than $O(\log n)$ [38]. In our 2-3 cuckoo table insertion algorithm described above, suppose we allow the eviction process to occur up to $L = D \log n$ times, for some constant D , before declaring a failure. As above with our 2-3 cuckoo case, there is a small probability that an insertion cannot be done or takes longer time than expected. In such cases, rather than immediately failing, unplaced items can be placed in a small stash. The 2-3 cuckoo hashing framework we use also uses such a stash, as mentioned above, of course.

As in the analysis framework of Eppstein *et al.* [14], our analysis of 2-3 cuckoo hashing uses a hypergraph model. In the iterative insertion algorithm for adding items to a table with 2-3 cuckoo hashing, we insert n items into a table T via three hash functions h_1 , h_2 , and h_3 with distinct values. Each item is stored at two of the three locations given by its hash values, except that an item that cannot be stored successfully may be placed into a stash. In this setting, we require the table to have $6(1 + \epsilon)n$ total bucket spaces, so that the final “load” of the hash table is less than $1/6$. It is known that a load strictly less than $1/6$ allows all items to be placed with high probability, but a load strictly greater than $1/6$ will fail to place all items with high probability. These results are discussed and proven by Amossen and Pagh [2] and Loh and Pagh [31] (see also the related combinatorial results in [24]).

The generalization of the cuckoo graph for standard cuckoo hashing to the two-out-of-three paradigm leads to a **cuckoo hypergraph** model [14], where each bucket is represented by a vertex and each item is represented by a hyperedge attached to the three vertices (buckets) that are the chosen locations for that item. Eppstein *et al.* [14] use this model to show the following:

Theorem 4. *For any constant integer $s \geq 1$, for a sufficiently large constant C , the size S of the stash in a 2-3 cuckoo hash table after all items have been inserted satisfies $\Pr(S \geq s) = \tilde{O}(n^{-s})$.*

The \tilde{O} notation ignores polylogarithmic factors. Their proof of this theorem uses a 3-uniform hypergraph (V, T) , which consists of a set V of vertices and a set or multiset T of triples of vertices, the hyperedges of the cuckoo hypergraph. It can be represented by a bipartite **incidence graph** (V, H, I) , a graph that has $V \cup H$ as its vertices and the set of vertex-hyperedge incidences $I = \{(v, t) \mid v \in V, t \in T, v \in t\}$ as its edges. Even if the hypergraph has repeated pairs or triples among its vertices, the incidence graph is a simple graph. Following Berge [7], we call a hypergraph **acyclic** if its incidence graph is acyclic as an undirected graph. The **connected components** of a hypergraph are the subsets of vertices and hyperedges corresponding to connected components of the incidence graph. A hypergraph is **connected** if it has exactly one connected component. We define acyclicity of components in the same way as acyclicity of the whole hypergraph. We say that a connected component of the hypergraph is **unicyclic** if the corresponding connected component of the incidence graph is unicyclic: that is, that it has exactly one undirected cycle. Such connected components allow for successful 2-3 cuckoo insertions in their corresponding locations, but the running times for such constructions depend on the sizes of such components. Let C_v be the component containing v in the randomly chosen hypergraph, and let E_v represent the set of edges in C_v . Eppstein *et al.* [14] show the following.

Lemma 2. *There exists a constant $\beta \in (0, 1)$ such that for any fixed vertex v and integer $k > 0$,*

$$\Pr(|E_v| \geq k) \leq \beta^k.$$

From this result, we can derive the following bound on the total time needed for our construction algorithm given above, following an approach used by Goodrich and Mitzenmacher to analyze a parallel algorithm for standard cuckoo hashing [17].

Theorem 5. *The running time of the iterative insertion algorithm for constructing a 2-3 cuckoo hash table is $O(n)$ with high probability.*

Proof. The total time for performing the iterative insertion algorithm is proportional to $\sum_v |E_v|$, which in expectation is as follows, by Lemma 2:

$$\begin{aligned} \mathbf{E} \left[\sum_v |E_v| \right] &= \sum_v \mathbf{E}[|E_v|] \\ &\leq 2n \sum_{k \geq 0} \Pr(|E_v| \geq k) \\ &\leq 2n \sum_{k \geq 0} \beta^k \\ &= O(n). \end{aligned}$$

For the high probability bound, we follow a similar argument used by Goodrich and Mitzenmacher [17] for standard cuckoo hashing, which uses a variant of Azuma's inequality. If all component sizes were bounded by say $O(\log^2 n)$, then a change in any single edge in the cuckoo hypergraph could affect $\sum_v |E_v|$ by only $O(\log^6 n)$, and we could directly apply Azuma's inequality to the Doob martingale obtained by exposing the edges of the cuckoo hypergraph one at a time. Unfortunately, all component sizes are $O(\log^2 n)$ only with high probability. However, standard results yield that one can simply add in the probability of a “bad event” to a suitable tail bound, in this case the bad event being that some component size is larger than $c_1 \log^2 n$ for some suitable constant c_1 . Specifically, we directly utilize Theorem 3.7 from McDiarmid [33], which allows us to conclude that if the probability of a bad event is a superpolynomially small δ , then

$$\Pr \left(\sum_v |E_v| \geq \sum_v \mathbf{E}[|E_v|] + \lambda \right) \leq e^{-(2\lambda^2)/(nc_2 \log^6 n)} + \delta,$$

where c_2 is a suitable constant. □