

# Design Decisions for Weave: A Real-Time Web-based Collaborative Visualization Framework

Andrew Dufilie and Georges Grinstein

**Abstract**—There are many web-based visualization systems available to date, each having its strengths and limitations. The goals these systems set out to accomplish influence design decisions and determine how reusable and scalable they are. Weave is a new web-based visualization platform with the broad goal of enabling visualization of any available data by anyone for any purpose. Our open source framework supports highly interactive linked visualizations for users of varying skill levels. What sets Weave apart from other systems is its consideration for real-time remote collaboration with session history. We provide a detailed account of the various framework designs we considered with comparisons to existing state-of-the-art systems.

**Index Terms**—design patterns, visualization, session history, collaboration, framework design

## 1 INTRODUCTION

There are many different ways of implementing online visualization systems. Plots can be rendered by a server, a desktop client, or a web client. One of the fastest ways to display plots of large amounts of data in a web-based visualization is to use images generated by a server. This approach is used by Tableau public.[3] The images can be transferred much faster than the data used to generate them, so the user receives quick initial view of the data, which makes a good first impression. An additional advantage is that a server-side implementation allows computationally expensive analysis algorithms to be applied to data. However, depending on the level of interaction and type of visual feedback desired, server-side rendering may not be desirable.

In server-side visualization systems where the client does not have the actual data used to generate the plots, responsive interactions may become an issue depending on the speed of the server. If the server does not respond quickly enough, the system may seem sluggish and awkward, making the user feel distant from the visualization system. For this reason, we prefer a client-side implementation.

The Weave project was launched in 2008, with ActionScript 3.0 as the language of choice because of the Flash Player's graphics and interaction capabilities as well as its worldwide ubiquity[6], which meant Weave would be immediately accessible to a wide market without the need for installing a new piece of software.

The evolution of Weave has been supported and guided by members of the Open Indicators Consortium (OIC)[1]. The general goal of the Weave project is to create a scalable web-based platform that supports data visualization, exploration, analysis, session history, and real-time collaboration. Baumann et al.[2] provide an in-depth discussion about the design goals of Weave related to session history and collaboration.

Several existing visualization systems such as Many Eyes[5], Tableau[3], and Gapminder[4] support collaboration asynchronously, but not in real-time. Though real-time remote collaboration is not a common feature to encounter in data visualization applications, we believe it has the potential to provide an engaging experience.

Existing systems that are most comparable to Weave include Instant Atlas[7], an ActionScript client that supports linked visualizations with customizable layouts, and Choose[8], a visualization framework built using Google Web Toolkit[9] and featuring a windowing system that allows new visualizations to be dynamically created and linked at runtime.

Developing a visualization system in ActionScript that can scale to reasonably large data sets presents some challenges, since ActionScript is a single-threaded programming language[10], and the built-in event and display list systems do not scale well. These limitations have greatly influenced the design of the Weave architecture.

This paper is structured to showcase the design of the Weave framework in relation to other well-known, related frameworks. The Weave framework is a three-tiered design, separating the implementations of the sessioning, data, and visualization layers. We begin by describing

the core session framework in detail, followed by brief descriptions of the data and visualization frameworks.

## 2 CORE SESSION FRAMEWORK

We describe Weave as a *session-driven* application framework, which means all significant actions made in the system are reflected in the session state, and changes to the session state alter the state of the interface at runtime. We define the session state of an object as the minimum amount of information required to restore the current state of the object.

The core theme in Weave code is to use linkable objects. We use the term *linkable* to mean that an object has a mechanism for sending out signals when a change occurs. A linkable object may also have an associated session state which may be defined explicitly or implicitly. Figure 1 shows some basic core interfaces in Weave related to linkable objects.

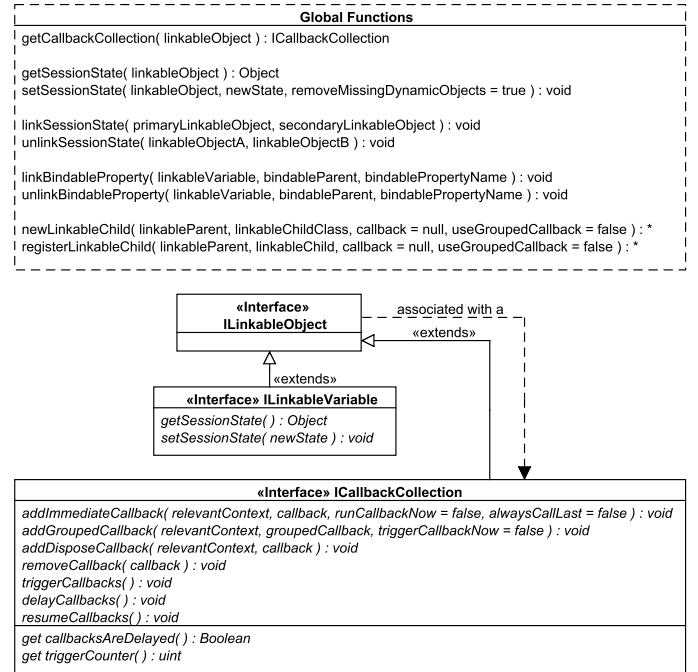


Fig. 1. Core Weave interfaces. (Parameter types are omitted.)

Each linkable object has a *callback collection* associated with it, which is used to signal changes in the linkable object and to manage a set of functions to be called when a change is signalled. If a linkable

object is registered as a child of another, the callbacks of the child will trigger the callbacks of the parent. This bubbling effect allows callbacks to be added to higher-level objects that will be called when any descendant objects change.

The *session state* for a linkable object can be defined explicitly by implementing an interface, or implicitly by registering linkable child objects that are publicly accessible as properties of the parent object. To generate an implicit session state for a linkable object in Weave, `introspection[11]` is used to get a list of public linkable property names. Each property defining its session state explicitly will be stored under the corresponding property name in a new dynamically created object, while properties having implicit session states will be recursively generated as nested objects. The resulting dynamic object is the session state. Figure 2 provides sample code that demonstrates callback collections and session states.

```
public class Obj implements ILinkableObject {
    public const num:LinkableNumber = newLinkableChild(this, LinkableNumber);
    public const str:LinkableString = newLinkableChild(this, LinkableString);
}

public class Test implements ILinkableObject {
    public const obj:Obj = newLinkableChild(this, Obj); // child of the Test
    private function debug(type:String = "grouped"):void {
        trace(type, obj.num.value, obj.str.value);
    }
    public function runTest():void {
        var objectCC:ICallbackCollection = getCallbackCollection(obj);
        objectCC.addImmediateCallback(this, debug, function():void { debug("immediate"); });
        // note: LinkableNumber and LinkableString implement ICallbackCollection
        obj.num.addGroupedCallback(this, debug);
        obj.str.addGroupedCallback(this, debug);
        setSessionState(obj, {num: 1, str: "one"}); // prints "immediate 1 one"
        obj.num.value = 1; // no callback
        obj.str.setSessionState("two"); // prints "immediate 1 two"
        obj.num.value = 2; // prints "immediate 2 two"
        var state:Object = getSessionState(this); // {obj: {num: 2, str: "two"}}
        objectCC.delayCallbacks();
        obj.num.value = 3; // no callback
        obj.str.value = "three"; // no callback
        objectCC.resumeCallbacks(); // prints "immediate 3 three"
        // next frame, printout is "grouped 3 three"
    }
}
```

Fig. 2. Sample code using linkable objects.

## 2.1 Basic Linkable Objects

The linkable object system implements a combination of the well-known observer and memento design patterns[12]. Implementations of these design patterns can be found everywhere because they facilitate building complex reactive systems with undo and redo capabilities. We considered and implemented many designs before coming up with the one presented in this paper.

### 2.1.1 Observer Design Pattern

**ActionScript and Flex** ActionScript provides its own implementation of the observer design pattern called an *event dispatcher*[13], which allows the adding of event listeners that respond to dispatched event objects. The Flex SDK builds a feature on top of this event system called *data binding*[14], which allows changes in a bindable property of an object to be propagated. This implementation has a few limitations that the Weave framework addresses.

- **Event listeners must accept an event object as a parameter.** In practice, we have found that the information contained in event objects is rarely needed, since most of the relevant information can be gathered through other means. This requirement is a nuisance and is what lead us to support callback functions with arbitrary parameter requirements in our *addImmediateCallback* function shown in Figure 1.
- **Data binding uses string representations of property names.** This is required because a host object must exist in order to dispatch events when its primitive properties change. This requirement causes maintainability issues because when you rename a bindable property, you also have to modify the strings used for binding to that property. To avoid this issue, Weave does not use string representations of linkable property names, and instead

uses object introspection to discover them. Weave also eliminates the need for a host object by providing primitive classes such as *LinkableString* that implement the *ILinkableVariable* interface, shown in Figure 1 and demonstrated in Figure 2.

- **Data binding is one-way only.**<sup>1</sup> The data binding feature in Flex is useful for creating user interfaces that automatically update when internal variables change, but it is not suitable for two-way linking of arbitrary variables. Weave provides the global *linkSessionState* function, which creates a two-way linking of the session state between any two linkable objects, not just primitives. The *linkBindableProperty* function is also provided for a two-way linking between a linkable variable and a bindable property.

In contrast, ActionScript and Flex provide additional features in its event system that are not supported by basic Weave interfaces.

- **Event listeners are associated with a specific type of event.** Weave makes no such distinction between changes in linkable objects. This feature was not incorporated into Weave because for the most part, it was not needed. In cases where it is needed, an additional callback interface is provided as a property of a linkable object that signals only a specific type of change. This technique has proven to be sufficient for our purposes.
- **Some event objects contain information about the event that cannot be gathered elsewhere.** In Weave's basic callback interface, there is no place for information related to a specific change that triggers callbacks. In the case where additional information is required, a secondary callback interface associated with a specific type of change provides the information relevant to the change that triggered the callbacks. An example of this is shown later in Figure 3. This solves the issue without resorting to passing event objects around or requiring specific callback function signatures.

**Push Versus Pull** The observer design pattern described by Gamma et al. has two main parts: the *subject* and the *observer*. [12] Our subject is the callback collection, and our observers are callback functions. The observer described by Gamma et al. is an object interface implementing a specific function signature. The Java platform defines its observers in the same way, but adds an additional argument comparable to the event parameter in ActionScript event listeners. [16] This is called the *push* model, while Weave mostly uses the *pull* model, meaning observers must retrieve the information themselves. However, inline functions can be created in ActionScript to simulate the *push* model as demonstrated in Figure 2. This flexibility allows the subject to remain ignorant about its observers and avoids the issue of observers being dependent on a specific *push* model implementation.

**Spurious Updates** One problem with the observer design pattern is unexpected or spurious updates. [12]. Since each child linkable object in Weave triggers callbacks of its parent and there is no distinction between different types of changes, callbacks may be called unnecessarily and slow down the system. Weave provides a few features to help mitigate this problem.

- **Callbacks can be delayed.** The callback collection provides a way to delay callbacks so that multiple updates get grouped together. This feature is used while setting the session state of a nested object to avoid running callbacks for every little change. This feature is demonstrated in Figure 2. Calling *delayCallbacks* increases a counter, and *resumeCallbacks* decreases it. When the counter reaches zero, callbacks will be resumed. This behavior allows nested function calls to delay and resume the same callback collection without running callbacks prematurely.

<sup>1</sup>Flex 4 introduces two-way binding, but it is currently limited to MXML user interfaces and an ActionScript interface is not scheduled for implementation yet.[15]

- **Grouped callbacks treat multiple updates as a single one.** While immediate callbacks may be called at any time, *grouped callbacks* are only allowed to run during a scheduled time each frame. Callback collections use a central triggering system for grouped callbacks, which means that multiple updates will be grouped into a single one even if the updates come from different sources as demonstrated in Figure 2. Because we cannot combine different sets of parameters into a single function call, grouped callbacks must require no parameters, as imposed by *addGroupedCallback* shown in Figure 1.
- **Recursive triggering is disallowed on callback functions.** Since callback functions may trigger other callback functions, infinite loops may occur if recursion is allowed. In earlier versions of Weave, we provided a way to limit the recursion depth for each callback function. The recursion limit did solve the problem, but we later discovered that specific control over the depth of recursion was not necessary, since the desired recursion depth was always zero when the feature was used. The option for the recursion limit was changed to a boolean value and later removed because we found that recursion was not occurring where it was allowed, and it was never actually desired.

### 2.1.2 Memento Design Pattern

The purpose of the memento design pattern is to, “without violating encapsulation, capture and externalize an object’s internal state so that the object can be restored to this state later.”[12] Adopting this design pattern allows advanced features to be developed, such as session history with undo/redo and real-time collaboration. However, ease of development depends greatly on the details of the implementation.

**Encapsulation Versus Simplicity** Encapsulation is difficult to achieve in ActionScript without a severe performance hit. Since the *const* qualifier in ActionScript lacks the expressiveness of the *const* qualifier in C++, complex private member variables such as Arrays can only be fully protected by returning a copy of the object. Weave is designed to be scalable and in most situations encapsulation is a secondary concern, so we avoid making copies of objects in many situations even though it violates encapsulation. The session state generated from a linkable object consists of primitive immutable types, so generating the session state does not cause an encapsulation problem. However, the linkable children that define the implicit session state of an object are publicly accessible. This design was chosen for simplicity. The example in Figure 2 demonstrates how simple it is to define the session state of a linkable object, requiring only one line of code per child object.

**Explicit Versus Implicit** The memento implementation suggested by Gamma et al. requires explicitly defining the session state for each object you want to save and restore. This is done by defining a separate memento class for each type of object. This method is used by the Swing framework[17] in Java and by Lott et al.[18] in ActionScript. The Swing framework does automatically include nested GUI components in the session state of an application, but the session state for each component is explicitly defined. We feel that creating a separate memento class for each object is cumbersome and instead prefer implicitly generated session states. Our first attempt at the memento design pattern did involve explicitly defining the session state for a limited number of objects, but as the demands for flexibility grew, we realized that we needed to automatically generate session states for developer efficiency.

**Object Serialization** Object serialization is another form of the memento design pattern. To serialize an object is to write its session state to a stream so that it can be recreated elsewhere. Many platforms allow object serialization, including Java[19], ActionScript[20], and Microsoft .NET[21]. Like Weave, Java and .NET allow the session state of an object to be defined implicitly or explicitly. However, while Weave requires that you specify which objects should be included in the session state with the empty *ILinkableObject* interface, Java and .NET require that you specify which objects you want to

skip. Our reasoning is that there will be much fewer objects required to restore the session state than those that are not, since many properties are derived from others. For example, when extending complex GUI components in ActionScript that we cannot modify, there will be many properties that are irrelevant for typical usage.<sup>2</sup> This technique also avoids including unnecessary information when real-time collaboration is implemented. Session states in Weave change often, and it would not make sense to always create new objects when the state changes, so object deserialization is done by modifying the state of an existing object. Java uses this same technique[19], but deserialization in ActionScript[20] and the .NET framework[21] always creates a new object.

**Incremental Updates** Regarding support for restoring session state, a related method is to implement undoable commands in the command design pattern[12]. This method is used by related visualization applications such as the recent Choozel framework[8]. Weave is more oriented towards saving and restoring the state of the entire application rather than undoing individual commands, so we do not implement this design pattern. A benefit of the command pattern is that it supports incremental changes suitable for undo and redo operations. However, if a system implements session history completely with undoable commands, it may make navigating to distant session states inefficient compared to restoring a complete snapshot of the application state. Weave allows both the restoring of entire application states and incremental changes by allowing partial session states to be restored. Support for this feature involves setting the *removeMissingDynamicObjects* parameter to false in the global *setSessionState* function shown in Figure 1.

## 2.2 Advanced Linkable Objects

To support a complex windowing system suitable for collaborative data visualization and exploration, we must have a way to dynamically create and refer to objects from a session state. For this purpose we introduce the *DynamicState* object, shown in Figure 3, which contains the required information. To make use of this structure, we define the *ILinkableCompositeObject* interface for an object having a session state explicitly defined as a list of *DynamicState* objects. Defining the session state this way allows any number of linkable objects to be dynamically created and destroyed at runtime through the session state interface. Figure 3 shows two key interfaces in Weave that extend *ILinkableCompositeObject*.

### 2.2.1 Linkable Hash Map

*ILinkableHashMap* is an interface to an ordered list of named child objects that can be dynamically created, destroyed, and reordered at runtime. The only requirement for a dynamically created object is that it implements *ILinkableObject* so that its state can be saved, restored, and monitored.<sup>3</sup> For the life of a dynamically created object, its name remains the same while the order is allowed to change. This behavior is ideal for a windowing system so the window handles remain the same while the z-ordering may change. The order of objects can also be used for other purposes such as the z-ordering of visualization layers and the order of dimensions in a stacked bar chart or parallel coordinates plot. Figure 4(a) and (b) illustrates the capability of adding new visualization layers dynamically using an *ILinkableHashMap*.

The root object in a Weave session state implements *ILinkableHashMap* to act as a blank slate that may take on any behavior at runtime. To make dynamically created display objects appear on the screen, a simple utility function is provided in Weave that synchronizes a GUI container with the session state of an *ILinkableHashMap*. With the addition of a plug-in system that allows runtime linking of libraries, Weave gains flexibility comparable to the WebCharts[22] visualization framework. Moreover, since the core session framework

<sup>2</sup>Although display objects cannot be serialized in ActionScript, this is still a valid point.

<sup>3</sup>We are currently experimenting with dynamic creation of any non-linkable object by defining the session state as a dynamic subset of its public properties.

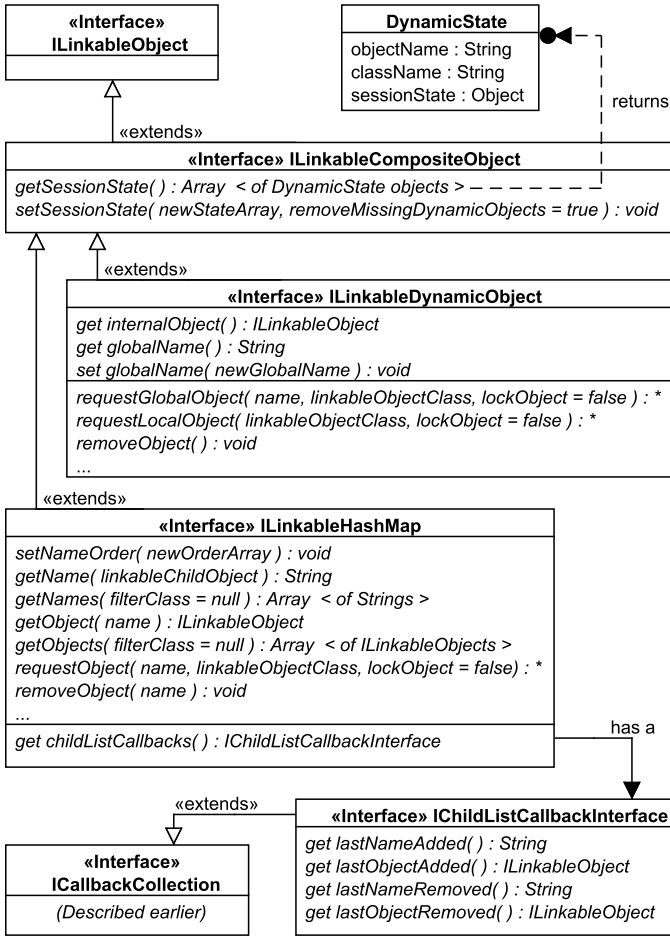


Fig. 3. Advanced Weave interfaces. (Some details are omitted.)

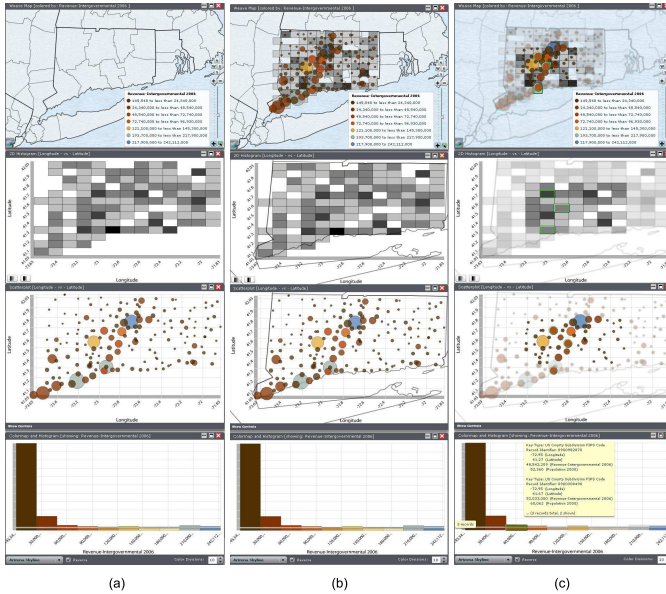


Fig. 4. Examples of advanced session state capabilities: (a) Sample Weave visualizations. (b) Mashed-up visualizations. (c) Linked selection and probing.

is not limited to visualization tools, the plug-in and collaboration systems for Weave open up a much wider range of capabilities.

## 2.2.2 Linkable Dynamic Object

*ILinkableDynamicObject* defines an interface to a wrapper for a single dynamically created linkable object. An implementation of this interface can be adapted for use in numerous design patterns described by Gamma et al. that involve runtime swapping and wrapping of objects. Weave uses this interface to allow runtime swapping of visualization plotters, data sources, and binning definitions.

Besides being a placeholder for a dynamically created object, the *ILinkableDynamicObject* interface allows referencing a global object by name. *Global linkable objects* reside in the root *ILinkableHashMap* of Weave, and the global names that identify them are the same names used in the hash map. Global object references allow the session state to define dynamic linking of visualization properties such as color mappings, record subsets, record selections, actively probed records, and visualization attributes. Figure 4(c) illustrates linking of color, selection, and probing across visualizations in Weave.

## 3 DATA FRAMEWORK

Currently, Weave supports relational data from CSV files, XLS files, DBF files, WFS services, and a custom server that provides SQL data. The only requirement Weave has for importing data from any of these sources is that each record has a primary key (unique record identifier) associated with it. The reason for this is that we want Weave to be able to generate visualizations containing data from multiple sources. The keys provide a way to match up records from different sources that may have missing records or provide them in a different order. However, we cannot use keys alone to match up records. We also need a key type (a namespace) to qualify the keys. Weave uses qualified keys as globally unique record identifiers for associating records from different columns. The key type system in Weave is mainly used to prevent users from mistakenly associating unrelated data to produce meaningless visualizations. For example, if a geographic map visualization has a layer for towns and a layer for schools which happen to have similar key values, we don't want to display town-level data on the school layer, and vice versa.

The key typing system in Weave currently allows key types to be arbitrary strings. In future versions, we would like to define a standard set of key types identified by URIs, such as <http://www.openindicators.org/keyTypes/US-State-FIPS-Cod> and provide a service for selecting from that standard set of key types when importing data into Weave. If multiple sites begin using standard, well-defined key types when publishing their data through Weave servers, compatible data from these sites can be matched up automatically.

As an extension of the key type concept, we would also like to define or reference a standard set of data units in the same way. With unit information, automatic conversions can be made such as feet to meters or dollars to euros. Another use for the unit property would be to tell Weave that a particular column of data refers to a foreign key in another data set, which would allow for automatic aggregation of data in hierarchical data sets.

Because the Weave client supports data coming from servers with varying implementations, automatic record mapping and unit conversions must be implemented in the client side. The implementation will be generalized to support metadata about columns of data from any type of data source. A server-side component would also be created to store this column-level metadata.

## 4 VISUALIZATION FRAMEWORK

The *ActionScript* virtual machine is single-threaded. This means that during heavy computation, the interface will become unresponsive[10]. Because Weave wants to process large amounts of data, this limitation had to be kept in mind as the framework was implemented. Three main bottlenecks were encountered during development: text and data processing, rendering overlapping vector graphics,

The natural way to implement a data visualization system in ActionScript is to use display objects for each data record or shape, such as in Flex Charting [23] or Flare [24]. However, when thousands of objects are added to the display list a typical application will slow down dramatically. This was a known issue at the beginning of the Weave project, so instead of adding objects to the display list, the objects were kept off-screen and associated vector graphics were drawn directly to a visualization layer when they were needed. This method resulted in decent performance for a few thousand records, but not for 10,000 and above. We were not satisfied with this limitation, so we sought to determine the most scalable rendering method.

## 5 CONCLUSION

Weave is the result of two years of development and we are now planning years three through five. Now that the initial framework is in place, our specific research goals are to further develop the framework into a platform that can support a variety of future research topics at the Institute for Visualization and Perception Research. Weave is open source software released under MPL 2.0 and available at <http://github.com/adufilie/Weave>.

The Weave project is funded by members of the OIC, the Knight Foundation[25] and the University of Massachusetts at Lowell. Weave is supported by a twenty-member software and data development team led by University of Massachusetts faculty members, Dr. Georges Grinstein and Dr. William Mass and involving numerous Computer and Social Science masters and doctoral students. The design of the current Weave framework and its further evolution to support future research topics constitute the core of a Ph.D. thesis to be carried out by Andrew Dufilie at the University of Massachusetts Lowell under his advisor, Georges Grinstein.

- [1] "Open Indicators Consortium (Weave)." National Neighborhood Indicators Partnership. (<http://www.neighborhoodindicators.org/activities/projects/open-indicators-consortium-weave>).
- [2] Baumann, A., Grinstein, G., and Mass, W.: Collaborative Visual Analytics with Session Histories. Unpublished Research Paper. No. 2009-005, University of Massachusetts Lowell, Dept. of Computer Science, Lowell, MA 01854. (<http://teaching.cs.uml.edu/~heines/techrpts/details.jsp?Year=2009&SeqNo=005>).
- [3] Tableau Public. (<http://www.tableausoftware.com/public>).
- [4] Gapminder. (<http://www.gapminder.org>).
- [5] Manv Eyes. (<http://www-958.ibm.com/software/data/cognos/manveyes>)

- 5