

Gap-planar Graphs*

Sang Won Bae[†] Jean-Francois Baffier[‡] Jinhee Chun[§] Peter Eades[¶]
 Kord Eickmeyer^{||} Luca Grilli^{**} Seok-Hee Hong[¶] Matias Korman[§]
 Fabrizio Montecchiani^{**} Ignaz Rutter^{††} Csaba D. Tóth^{‡‡}

Abstract

We introduce the family of *k-gap-planar graphs* for $k \geq 0$, i.e., graphs that have a drawing in which each crossing is assigned to one of the two involved edges and each edge is assigned at most k of its crossings. This definition is motivated by applications in edge casing, as a *k-gap-planar* graph can be drawn crossing-free after introducing at most k local gaps per edge. We present results on the maximum density of *k-gap-planar* graphs, their relationship to other classes of beyond-planar graphs, characterization of *k-gap-planar* complete graphs, and the computational complexity of recognizing *k-gap-planar* graphs.

1 Introduction

A class of graphs is informally called “beyond-planar” if the graphs in this family admit drawings in which the intersection patterns of the edges are characterized by some forbidden configuration (see, e.g., [32, 33, 39]). Research on such graph classes is attracting increasing attention in graph theory, graph algorithms, graph drawing, and computational geometry, as these graphs represent a natural generalization of planar graphs, and their study can provide significant insights for the design of effective methods to visualize real-world networks. Indeed, the motivation for this line of research stems from both the interest raised by the combinatorial and geometric properties of these graphs, and experiments showing how the absence of particular edge crossing patterns has a positive impact on the readability of a graph drawing [34].

Among the investigated families of beyond-planar graphs are: *k-planar graphs* (see, e.g., [11, 37, 41]), which can be drawn in the plane with at most k crossings per edge; *k-quasiplanar graphs* (see, e.g., [2, 3, 24]), which can be drawn without k pairwise crossing edges; *fan-planar graphs* (see, e.g., [9, 12, 35]), which can be drawn such that no edge crosses two independent edges; *fan-crossing-free graphs* [17], which can be drawn such that no edge crosses any two edges that are adjacent to each other; *planarly-connected graphs* [1], which can be drawn such that each pair of crossing edges is independent and there is a crossing-free edge that connects their endpoints; *RAC graphs*

*A preliminary version of this paper appeared in the proceedings of the *25th International Symposium on Graph Drawing* [8].

[†]Kyonggi University, Suwon, South Korea. swbae@kgu.ac.kr. Supported by the Basic Science Research Program through the National Research Foundation of Korea (NRF) funded by the Ministry of Education (2015R1D1A1A01057220).

[‡]Tokyo Institute of Technology, Tokyo, Japan. jf.baffier@nii.ac.jp. J.-F.B. was partially supported by JST ERATO Grant Number JPMJER1305

[§]Tohoku University, Sendai, Japan. {jinhee,mati}@dais.is.tohoku.ac.jp. M.K. was partially supported by MEXT KAKENHI No. 15H02665, 17K12635 and JST ERATO Grant Number JPMJER1305.

[¶]University of Sydney, Sydney, Australia. peter.eades@sydney.edu.au, shhong@it.usyd.edu.au. Partially supported by ARC DP160104148.

^{||}TU Darmstadt, Darmstadt, Germany. eickmeyer@mathematik.tu-darmstadt.de.

^{**}University of Perugia, Perugia, Italy. {luca.grilli,fabrizio.montecchiani}@unipg.it

^{††}TU Eindhoven, Eindhoven, The Netherlands. i.rutter@tue.nl.

^{‡‡}California State University Northridge, Los Angeles, CA, and Tufts University, Medford, MA, USA. csaba.toth@csun.edu. Partially supported by the NSF awards CCF-1422311 and CCF-1423615.

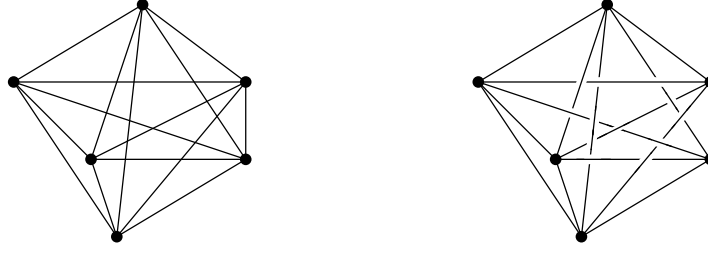


Figure 1: A drawing of a graph G (left) and its cased version where each edge is interrupted at most twice, i.e., a 2-gap-planar drawing of G (right).

(refer, e.g., to [19]), which admit a straight-line (or polyline with few bends) drawing where any two crossing edges are perpendicular to each other.

In this paper we introduce *k-gap-planar graphs*, a family of graphs that can be drawn in the plane such that each crossing is assigned to one of the two involved edges and each edge is assigned at most k crossings (see Section 2 for more details). This definition generalizes that of *k-planar graphs*, and it is practically motivated by *edge casing*, a method commonly used to alleviate the visual clutter generated by crossing lines in a diagram [5, 23]. In a *cased drawing* of a graph, each crossing is resolved by locally interrupting one of the two crossing edges. Clearly, minimizing the number of gaps per edge is one of the desirable goals in this situation, and a *k-gap-planar graph* can be equivalently defined as a graph that admits a cased drawing in which each edge has at most k gaps. Figure 1 shows a straight-line drawing of a graph and a modified drawing with edge casing. Eppstein et al. [23] studied several optimization problems related to edge casing, assuming the input is a graph together with a fixed drawing. In particular, the problem of minimizing the maximum number of gaps per edge in a drawing can be solved in polynomial time (see also Section 2). We also note that a similar drawing paradigm is used by *partial edge drawings (PEDs)*, in which the central part of each edge is erased, while the two remaining stubs are required to be crossing-free (see, e.g., [15, 16]).

Our results can be summarized as follows:

- Every k -gap-planar graph with n vertices has $O(\sqrt{k} \cdot n)$ edges (Section 3). If $k = 1$, we prove an upper bound of $5n - 10$ for the number of edges in a 1-gap-planar multigraph with n vertices (without homotopic parallel edges), and construct 1-gap-planar (simple) graphs that attain this bound for all $n \geq 20$. Note that the same density bound is known to be tight for 2-planar graphs [41].
- We study relationships between the class of k -gap-planar graphs and other classes of beyond-planar graphs. For all $k \geq 1$, the class of $2k$ -planar graphs is properly contained in the class of k -gap-planar graphs, which in turn is properly contained in the $(2k + 2)$ -quasiplanar graphs (Section 4). We note that k -planar graphs are known to be $(k + 1)$ -quasiplanar [4, 29]. Furthermore, we investigate the relationship between k -gap-planar graphs and d -degenerate crossing graphs, a class of graphs recently introduced by Eppstein and Gupta [22].
- The complete graph K_n is 1-gap-planar if and only if $n \leq 8$ (Section 5).
- Deciding whether a graph is 1-gap-planar is NP-complete, even when the drawing of a given graph is restricted to a fixed rotation system that is part of the input (Section 6). Note that analogous recognition problems for other families of beyond-planar graphs are also NP-hard (see, e.g., [7, 9, 12, 13, 28, 38]), while polynomial algorithms are known in some restricted settings (see, e.g., [6, 9, 13, 18, 21, 31, 30]).

2 Preliminaries and basic results

A *drawing* Γ of a graph $G = (V, E)$ is a mapping of the vertices of V to distinct points, and of the edges of E to Jordan arcs connecting their corresponding endpoints such that no edge (Jordan arc) passes through any vertex, if two edges have a common interior point in Γ , then they cross transversely at that point, and no three edges cross at the same point. For a subset $E' \subseteq E$, the restriction of Γ to the curves representing the edges of E' is denoted by $\Gamma[E']$. A drawing Γ is *planar* if no two edges cross. A graph is *planar* if it admits a planar drawing. A *planar embedding* of a planar graph G is an equivalence class of topologically equivalent (i.e., isotopic) planar drawings of G . A *plane graph* is a planar graph with a planar embedding. A planar drawing subdivides the plane into topologically connected regions, called *faces*. The unbounded region is the *outer face*.

The *crossing number* $\text{cr}(G)$ of a graph G is the smallest number of edge crossings over all drawings of G . The *crossing graph* $C(\Gamma)$ of a drawing Γ is the graph having a vertex v_e for each edge e of G , and an edge (v_e, v_f) if and only if edges e and f cross in Γ . The *planarization* Γ^* of Γ is the plane graph formed from Γ by inserting a *dummy vertex* at each crossing, and subdividing both edges with the dummy vertex. To avoid ambiguities, we call *real vertices* the vertices of Γ^* that are in V (i.e., that are not dummy).

Let Γ be a drawing of a graph G . Recall that exactly two edges of G cross in one point p of Γ , and we say that these two edges are *responsible* for p . A *k-gap assignment* of Γ maps each crossing point of Γ to one of its two responsible edges so that each edge is assigned with at most k of its crossings; see, e.g., Fig. 1(right). The *gap* of an edge is a crossing assigned to it. An edge with at least one gap is *gapped*, else it is *gap-free*. A drawing is *k-gap-planar* if it admits a *k-gap assignment*. A graph is *k-gap-planar* if it has a *k-gap-planar* drawing. Note that a graph is planar if and only if it is 0-gap-planar, and that *k-gap-planarity* is a monotone property: every subgraph of a *k-gap-planar* graph is *k-gap-planar*. The summation of the number of gaps over all edges in a set $E' \subseteq E$ yields the following.

Property 1. *Let Γ be a k-gap-planar drawing of a graph $G = (V, E)$. For every $E' \subseteq E$, the subdrawing $\Gamma[E']$ contains at most $k \cdot |E'|$ crossings.*

In fact, the converse of Property 1 also holds, and we obtain the following stronger result.

Theorem 2. *Let Γ be a drawing of a graph $G = (V, E)$. The drawing Γ is k-gap-planar if and only if for each edge set $E' \subseteq E$ the subdrawing $\Gamma[E']$ contains at most $k \cdot |E'|$ crossings.*

Proof. Property 1 is the only-if direction. It remains to prove the forward direction. Let A denote the set of crossings in Γ . Further let $B = \{e_1, \dots, e_k : e \in E\}$ denote a set that consists of k copies of each edge in G . Let H be the bipartite graph whose vertex set is $A \cup B$ and where a crossing $p \in A$ is connected to all copies of edges that are responsible for the crossing p .

Clearly, *k-gap-planar* assignments correspond bijectively to matchings M in H such that each crossing $a \in A$ is incident to an edge in M . By Hall's theorem, the bipartite graph H has a matching from A into B if and only if for each set $X \subseteq A$, we have $|N(X)| \geq |X|$.

Let $X \subseteq A$ be some subset of crossings. Let $E(X)$ denote the set of edges that are responsible for crossings in X . By considering the subdrawing $\Gamma[E(X)]$, we find $|X| \leq k|E(X)|$. Moreover, by construction of H the neighborhood $N(X)$ of X contains exactly k vertices for each edge in $E(X)$, i.e., $|N(X)| = k|E(X)|$. Thus it is $|X| \leq |N(X)|$, which is Hall's condition. Thus a *k-gap-planar* assignment exists, showing that Γ is *k-gap-planar*. \square

A *k-gap assignment* of a drawing Γ corresponds to orienting the edges of the crossing graph $C(\Gamma)$ such that each vertex has indegree at most k (intuitively, orienting a crossing towards an edge means we assign the crossing to that edge). Since finding an orientation of a graph with the smallest maximum indegree corresponds to finding its pseudoarboricity [25, 42], Property 3 below follows. A *pseudoforest* is a graph in which every connected component has at most one cycle, and the *pseudoarboricity* of a graph is the smallest number of pseudoforests needed to cover all its edges.

Property 3. *A graph is k -gap-planar if and only if it admits a drawing whose crossing graph has pseudoarboricity at most k .*

Given a drawing Γ of a graph $G = (V, E)$, we can find the minimum $k \geq 0$ such that Γ is k -gap-planar in $O(|E|^4)$ time, due to the fact that one can find an orientation of $C(\Gamma)$ with the smallest maximum indegree in time quadratic in the number of edges of $C(\Gamma)$ [44].

Dujmović, Eppstein, and Wood [20] studied the treewidth of k -planar graphs. They show that every graph with n vertices and crossing number $O(m)$ has treewidth $O(\sqrt{n + m})$. They also show that this bound is asymptotically tight in the sense that for every $k, n \in \mathbb{N}$ there exists a k -planar graph on n vertices that has $\Omega(\sqrt{kn})$ treewidth. These results immediately imply similar bounds on the treewidth of k -gap-planar graphs.

Property 4. *A k -gap-planar graph has $O(\sqrt{kn})$ treewidth.*

Since k -gap-planar graphs have $O(kn)$ crossings, the upper bound $O(\sqrt{kn})$ directly follows. This bound is also tight since the bound is tight for k -planar graphs, which are also trivially k -gap-planar graphs. A deeper relationship between the two families of graphs is shown in Theorem 15.

3 Density of k -gap-planar graphs

We begin with an upper bound on the number of edges of k -gap-planar graphs.

Theorem 5. *A k -gap-planar graph on $n \geq 3$ vertices has $O(\sqrt{k} \cdot n)$ edges.*

Proof. The crossing number of a graph G with n vertices and m edges is bounded by $\text{cr}(G) \geq \frac{1024}{31827} \cdot m^3/n^2$ when $m \geq \frac{103}{6}n$ [40]. Combined with the bound $\text{cr}(G) \leq k \cdot m$ (Property 1), we obtain

$$\frac{1024}{31827} \cdot \frac{m^3}{n^2} \leq \text{cr}(G) \leq km,$$

which implies $m \leq \max(5.58\sqrt{k}, 17.17) \cdot n$, as required. \square

Better upper bounds are possible for small values of k , in particular for $k = 1$. Pach et al. [40] proved that a graph G with $n \geq 3$ vertices satisfies $\text{cr}(G) \geq \frac{7}{3}m - \frac{25}{3}(n - 2)$. Combined with the bound $\text{cr}(G) \leq k \cdot m$, we have

$$m \leq \frac{25(n - 2)}{7 - 3k}.$$

For $k = 1$ (i.e., for 1-gap-planar graphs), this gives $m \leq 6.25n - 12.5$. We now show how to improve this bound to $m \leq 5n - 10$ (see Theorem 7 below). The idea is to follow a strategy developed by Pach and Tóth [41] and Bekos et al. [11] on the density of 2- and 3-planar graphs, with several important differences.

In order to accommodate the elementary operations in the proof of Theorem 7, we work on a broader class of graphs: A drawing Γ of a multigraph $G = (V, E)$ is k -gap-planar if it admits a k -gap assignment and no two parallel edges are homotopic (where two parallel edges are *homotopic* in Γ if at least one of the two regions defined by these two edges contains no vertex in its interior). A multigraph is *k -gap-planar* if it has a k -gap-planar drawing.

Let $n \in \mathbb{N}$, $n \geq 3$. Let $G = (V, E)$ be a 1-gap-planar multigraph with n vertices that has the maximum number of edges possible over all n -vertex 1-gap-planar multigraphs; and let Γ be a 1-gap-planar drawing of G . Let $H = (V, E')$ be a sub-multigraph of G , where $E' \subseteq E$ is a maximum multiset of edges that are pairwise noncrossing in $\Gamma[E']$.

We first show that $H = (V, E')$ is a *triangulation*, that is, a plane multigraph in which every face is bounded by a walk with three vertices and three edges.

Lemma 6. *The multigraph H is a triangulation.*

The proof of Lemma 6 is deferred to Section 3.1. We can now show that $|E| \leq 5n - 10$.

Theorem 7. *A 1-gap-planar graph on $n \geq 3$ vertices has at most $5n - 10$ edges.*

Proof. We prove a stronger statement: For every $n \in \mathbb{N}$, $n \geq 3$, the maximal 1-gap-planar multigraph G specified above has at most $5n - 10$ edges. By Lemma 6, $H = (V, E')$ is a triangulation. By Euler's polyhedron theorem, it has $3n - 6$ edges and $2n - 4$ triangular faces. Consider the edges in $E'' = E \setminus E'$. It remains to show that $|E''| \leq 2n - 4$.

The embedding of edge $e \in E''$ is a Jordan arc that visits two or more triangle faces of H . We call the first and last triangles along e the *end triangles* of e . For an end triangle Δ , the connected component of $e \cap \Delta$ incident to a vertex of Δ is called an *end portion*. We use the following charging scheme.

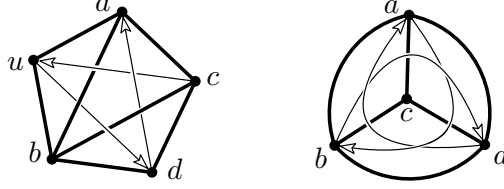


Figure 2: Example for the charging scheme in the proof of Theorem 7. Bold edges are in a crossing-free triangulation $H = (V, E')$. Every edge in $E \setminus E'$ is charged to a triangle of H as indicated by arrows. Left: a simple graph where edge (c, u) is charged to Δ_{abu} , edge (d, u) to Δ_{acd} , and edge (a, d) to Δ_{abc} . Right: A 1-gap-planar multigraph with nonhomotopic parallel edges.

Each edge $e \in E''$ charges one unit to a triangle face of H as follows. (Refer to Fig. 2.) If e has an end portion that has a gap neither in the interior nor on the boundary of the corresponding end triangle Δ , then e charges one unit to Δ . (If neither end portions of e has a gap in the interior or on the boundary of its end triangle, then e charges one arbitrary end triangle.) Otherwise the two end portions of e lie in two adjacent triangles, say, Δ_1 and Δ_2 , and e uses its gap to cross an edge e' on the boundary between Δ_1 and Δ_2 ; in this case e charges one unit to Δ_1 or Δ_2 as follows: If e' has a gap and the edge $e'' \in E''$ passing through this gap charges Δ_1 (because e'' has an end portion $e'' \cap \Delta_1$ that has a gap neither in the interior nor on the boundary of Δ_1), then e charges Δ_2 , otherwise it charges Δ_1 .

We claim that each face of H receives at most one unit of charge. Let $\Delta = \Delta_{abc}$ be a face in H . Suppose to the contrary that Δ receives positive charge from two edges, say $e_1, e_2 \in E''$. Then both edges have an end portion in Δ that do not have gaps in the interior of Δ . Consequently, the end portions of e_1 and e_2 in Δ cannot cross, and so they are incident to the same vertex of Δ . Therefore, the both end portions $e_1 \cap \Delta$ and $e_2 \cap \Delta$ are incident to the same vertex of Δ , say a , and cross the edge of Δ opposite to a , namely (b, c) . Let $\Delta' = \Delta_{bcd}$ be the face of the plane graph H on the opposite side of (b, c) .

Assume first that the end portion $e_1 \cap \Delta$ has a gap neither in the interior nor on the boundary of Δ . Then e_1 passes through the gap of (b, c) . Since (b, c) has at most one gap in a 1-gap-planar drawing, e_2 uses its own gap to cross (b, c) . By our charging scheme, this implies that $e_2 = (a, d)$, and it must charges one unit to Δ' (rather than Δ). Next assume that (b, c) does not have any gap. Then e_1 and e_2 each use their own gaps to cross (b, c) . Both e_1 and e_2 are homotopic to an edge (a, d) lying in $\Delta_1 \cup \Delta_2$ by our charging scheme. All cases lead to a contradiction, hence Δ receives at most 1 unit of charge, as claimed. Consequently, $|E''|$ is bounded above by the number of faces of H , which is $2n - 4$, as required. \square

3.1 Proof of Lemma 6

We start with a few basic observations.

Lemma 8. *Graph $G = (V, E)$ is connected.*

Proof. Suppose, to the contrary, that G is disconnected. Let $G_1 = (V_1, E_1)$ be one component, and let $G_2 = (V_2, E_2)$ be the disjoint union of all other components (i.e., $V_2 = V \setminus V_1$ and

$E_2 = E \setminus E_1$). For $i = 1, 2$, let $\Gamma_i = \Gamma[E_i]$ (i.e., the drawing of G_i inherited from G), and let Γ_i^* be the planarization of Γ_i .

Let f_2 be a face in Γ_2^* incident to some vertex $v_2 \in V_2$. Apply a projective transformation to Γ_1 so that the outer face is incident to some vertex $v_1 \in V_1$; followed by an affine transformation that maps Γ_1 into the interior of face f_2 . We obtain a 1-gap-planar drawing of G in which we can insert a new crossing-free edge (v_1, v_2) , between two distinct components of G , contradicting the maximality of G . \square

Since G is connected, every face in the planarization Γ^* of Γ has a connected boundary. The *boundary walk* of a face f is a closed walk (a_1, a_2, \dots, a_m) in Γ^* such that f lies on the left hand side of each edge (a_i, a_{i+1}) along the walk; and every two consecutive edges of the walk, (a_{i-1}, a_i) and (a_i, a_{i+1}) , are also consecutive in the counterclockwise rotation of all edges incident to a_i . Let F_0 denote the set of faces in the planarization Γ^* that are not incident to any vertex in V .

Lemma 9. *If $f \in F_0$, then the boundary walk of f is*

1. *a simple cycle (i.e., has no repeated vertices) with at least 3 vertices;*
2. *disjoint from the boundary walk of any other face in F_0 .*

Proof. 1. Let $f \in F_0$, and let $w = (a_1, a_2, \dots, a_\ell)$ be its boundary walk for some $\ell \geq 3$. Let $C_f = \{a_1, \dots, a_\ell\}$ be the set of vertices in w ; and let $E_f \subset E$ be the set of edges in G that contain some edge of w . It suffices to show that $|C_f| = \ell$, and then w has no repeated vertices, hence it is a simple cycle.

Suppose, to the contrary, that the vertices in w are not distinct. Since $f \in F_0$, all vertices in w are crossings in the drawing Γ , consequently they all have degree 4 in the planarization Γ^* . If $a_i = a_j$, $i \neq j$, then a_i and a_j cannot be consecutive vertices in w , and two pairs of edges from (a_{i-1}, a_i) , (a_i, a_{i+1}) , (a_{j-1}, a_j) , (a_j, a_{j+1}) are part of the same edge in E . If $|C_f| = \ell - k$, for some $k \in \mathbb{N}$, then $|E_f| \leq \ell - 2k$. This implies $|E_f| < |C_f|$. That is, the edges in E_f are involved in more than $|E_f|$ crossings, contradicting the assumption that Γ is a 1-gap-planar drawing.

2. Let $f_1, f_2 \in F_0$ be two faces, with boundary walks $w_1 = (a_1, \dots, a_\ell)$ and $w_2 = (b_1, \dots, b_{\ell'})$. Both w_1 and w_2 are simple cycles by part 1. For $i = 1, 2$, let C_i be the set of vertices in w_i , and $E_i \subseteq E$ the set of edges of G that contain the edges of the walk w_i .

Note that w_1 and w_2 cannot share two consecutive edges, say (a_{i-1}, a_i) and (a_i, a_{i+1}) , since the middle vertex a_i has degree 4 in Γ^* . When w_1 and w_2 have a common edge, say $(a_i, a_{i+1}) = (b_{j+1}, b_j)$, then three pairs of edges from (a_{i-1}, a_i) , (a_i, a_{i+1}) , (a_{i+1}, a_{i+2}) , (b_{j-1}, b_j) , (b_j, b_{j+1}) , (b_{j+1}, b_{j+2}) are part of the same edge in E . When w_1 and w_2 have a common vertex $a_i = b_j$ but no common edge incident to $a_i = b_j$, then two pairs of edges from (a_{i-1}, a_i) , (a_i, a_{i+1}) , (b_{j-1}, b_j) , (b_j, b_{j+1}) are part of the same edge in E . This implies $|E_1 \cup E_2| < |C_1 \cup C_2|$. That is, the edges in $E_1 \cup E_2$ are involved in more than $|E_1 \cup E_2|$ crossings, contradicting the assumption that Γ is 1-gap-planar. \square

Lemma 10. *Graph $H = (V, E')$ is connected.*

Proof. Suppose, to the contrary, that H is disconnected. Let $H_1 = (V_1, E'_1)$ be one component, and let $H_2 = (V_2, E'_2)$, where $V_2 = V \setminus V_1$ and $E'_2 = E' \setminus E'_1$.

Consider the faces in the planarization Γ^* of Γ . Notice that there is no face in Γ^* incident to a vertex $v_1 \in V_1$ and a vertex $v_2 \in V_2$, otherwise we could either add a new edge (v_1, v_2) contradicting the maximality of G , or redraw an existing edge (v_1, v_2) to pass through the interior of this face, contradicting the maximality of E' .

Consequently, we can partition the faces in Γ^* into three categories: For $i = 1, 2$, let F_i be the set of faces incident to a vertex in V_i ; and let F_0 be the set of faces incident to neither V_1 nor V_2 . By Lemma 9, the region obtained by removing all faces in F_0 (i.e., $\mathbb{R}^2 \setminus \bigcup_{f \in F_0} f$) is connected. Consequently, there exist some faces $f_1 \in F_1$ and $f_2 \in F_2$ that have a common edge in Γ^* . Let

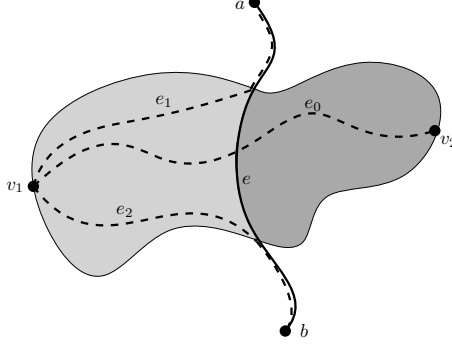


Figure 3: Illustration for the proof of Lemma 10: Two adjacent faces in the planarization Γ^* that are incident to two distinct vertices, v_1 and v_2 , separated by an edge $e = (a, b)$. If we replace the edge e by either $e_0 = (v_1, v_2)$ or both $e_1 = (v_1, a)$ and $e_2 = (v_1, b)$, we obtain a 1-gap-planar drawing of a graph that has either one fewer component in H or one more edge.

$v_1 \in V_1$ and $v_2 \in V_2$ be incident to $f_1 \in F_1$ and $f_2 \in F_2$. Let $e \in E$ be the edge on the common boundary of f_1 and f_2 , and denote its endpoints by $a, b \in V$.

We consider three possible edges that we describe together with their drawings with respect to Γ : Let $e_0 = (v_1, v_2)$ such that it lies in $f_1 \cup f_2$; let $e_1 = (v_1, a)$ (resp., $e_2 = (v_1, b)$) such that it starts in f_1 and closely follows edge e from f_1 to its endpoint a (resp., b). Refer to Fig. 3. If an existing edge in E is homotopic to e_0 (resp., e_1 or e_2) in Γ , then we can redraw it as described above, and maintain a 1-gap-planar drawing of G .

Note that $e_0 \in E$, otherwise we can add e_0 to E with the drawing described above, and charge the crossing $e_0 \cap e$ to e_0 , contradicting the maximality of G . Note also that e_1 and e_2 (which may or may not be present in G) form a path between a and b . We distinguish two cases:

- Assume $e \notin E'$. We can add e_0 to E' , contradicting the maximality of E' .
- Assume $e \in E'$. If neither e_1 nor e_2 is present in G and Γ , then we can modify E by replacing e with these edges, contradicting the maximality of E . If both e_1 and e_2 are present in G , then they both are in E' by the maximality of E' . In this case, we can modify E' by replacing e with e_0 . Then a, b, v_1 , and v_2 will be in the same component of H , contradicting the tie-breaking rule that H was a maximum crossing-free subgraph with the fewest components. Otherwise we can modify both E by replacing e with e_1 or e_2 (whichever is not already present in Γ) in both E and E' , and then add edge e_0 to E' , which contradicts the maximality of H .

All cases lead to a contradiction, which completes the proof. \square

In the proof of Lemma 6, we shall use Sperner's Lemma [43], a well-known discrete analogue of Brouwer's fixed point theorem.

Lemma 11. (Sperner [43]) *Let K be a geometric simplicial complex in the plane, where the union of faces is homeomorphic to a disk. Assume that each vertex is assigned a color from the set $\{1, 2, 3\}$ such that three vertices $v_1, v_2, v_3 \in \partial K$ are colored 1, 2, and 3, respectively, and for any pair $i, j \in \{1, 2, 3\}$, the vertices on the path between v_i and v_j along ∂K that does not contain the 3rd vertex are colored with $\{i, j\}$. Then K contains a triangle whose vertices have all three different colors.*

We are now ready to prove Lemma 6, restated in the following form.

Lemma 12. *The multigraph H is a triangulation, that is, a plane multi-graph in which every face is bounded by a walk with three vertices and three edges.*

Proof. Suppose, to the contrary, that H is not a triangulation. Then H has a face f whose boundary walk $w = (v_1, v_2, \dots, v_m)$ has more than three vertices (i.e., $m \geq 4$). To simplify notation, we assume that w is a simple cycle; this assumption is not essential for the proof.

Let P_f be the subgraph of Γ^* formed by all edges and vertices lying in the interior or on the boundary of f ; let V_f denote the set of vertices of P_f (it consists of v_1, \dots, v_m and all crossings in the interior or on the boundary of f); and let F denote the set of faces of Γ^* that lie in f . Let $F_0 \subseteq F$ be the set of faces that are not incident to any vertex in $\{v_1, \dots, v_m\}$; and for $i = 1, \dots, m$, let $F_i \subseteq F$ be the set of faces incident to v_i .

Note that a face in F cannot be incident to two nonconsecutive vertices v_i and v_j , $j \notin \{i-1, i, i+1\}$, otherwise we could add a new edge (v_i, v_j) , contradicting the maximality of G . A vertex $c \in V_f$ cannot be incident to two faces $f_i \in F_i$ and $f_j \in F_j$ such that $j \notin \{i-1, i, i+1\}$, otherwise two edges $e_1, e_2 \in E \setminus E'$ cross at c , and we can replace edge e_1 with a new edge (v_i, v_j) that lies in $f_i \cup f_j$ and uses one gap to cross edge e_2 . The new edge can be inserted into E' , contradicting the maximality of H .

We distinguish two cases.

Case 1. For every $i \in \{1, \dots, m\}$, the edge (v_i, v_{i+1}) is incident to faces in $F_0 \cup F_i \cup F_{i+1}$ only. We use Sperner's Lemma [43] for a triangulation K of the *dual graph* on the faces $F_1 \cup \dots \cup F_m$, that we define here. We first create the standard dual graph of all faces in F : The nodes correspond to the faces in F ; and two nodes are adjacent if and only if the corresponding faces are adjacent in Γ^* . We then triangulate the standard dual graph as follows. If a crossing $c \in V_f$ is incident to four faces in F , then the adjacency graph forms a 4-cycle in the standard dual. By Lemma 9(2), at least three of those faces are in $F \setminus F_0$, and we triangulate the 4-cycle by an arbitrary diagonal between two faces in $F \setminus F_0$. Note that the faces in F_0 still form an independent set by Lemma 9(2). Finally, remove all nodes corresponding to F_0 , and triangulate the chain of adjacent nodes arbitrarily to obtain a triangulation K . The condition in Case 1 implies that K is a geometric simplicial complex, where the union of faces is homeomorphic to a disk.

We now define a 3-coloring of K (the coloring need not be proper). Assign color 1 to all faces in F_1 . For $i = 2, \dots, m$, assign color 2 to all faces in $F_i \setminus \bigcup_{j < i} F_j$ if i is even, and color 3 if i is odd.

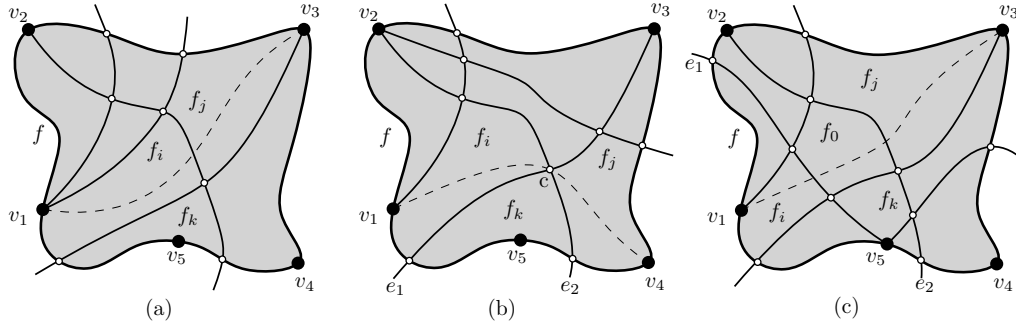


Figure 4: Illustration for the proof of Lemma 12 with $m = 5$: The dual graph K (which is not shown in the figure) has a triangle whose nodes have three different colors, say $f_i \in F_i$, $f_j \in F_j$, and $f_k \in F_k$, where $j \notin \{i-1, i+1\}$. (a) Faces f_i and f_j are adjacent. (b) Vertex $c \in V_f$ is incident to both f_i and f_j . (c) A face $f_0 \in F_0$ is adjacent to both f_i and f_j .

By Sperner's Lemma, K has a triangle whose nodes have all three different colors, say $f_i \in F_i$, $f_j \in F_j$, and $f_k \in F_k$. Without loss of generality, assume that $j \notin \{i-1, i+1\}$. (Possibly we have $k \in \{i-1, i+1\} \cap \{j-1, j+1\}$, e.g., $i = 1$, $k = 2$, and $j = 3$.) We add a new edge (v_i, v_j) , as follows. There are three cases depending on how the edge (f_i, f_j) in K was created:

- Faces f_i and f_j are adjacent in Γ^* (Fig. 4(a)). Then we can add a new edge (v_i, v_j) to G such that (v_i, v_j) lies in $f_i \cup f_j$ and uses a gap to cross the boundary between these faces. This contradicts the maximality of G .

- A vertex $c \in V_f$ is incident to both f_i and f_j (Fig. 4(b)). Then two edges $e_1, e_2 \in E \setminus E'$ cross at c . We can replace edge e_1 with a new edge (v_i, v_j) that lies in $f_i \cup f_j$ and that crosses edge e_2 at c . The new edge can be inserted into both G and H , contradicting the maximality of H .
- A face $f_0 \in F_0$ is adjacent to both f_i and f_j (Fig. 4(c)). Then two edges $e_1, e_2 \in E \setminus E'$ are on the common boundary of the adjacent pairs f_i, f_0 and f_0, f_j . We can replace edge e_1 with a new edge (v_i, v_j) that lies in $f_i \cup f_0 \cup f_j$ that crosses edge e_2 . The new edge can be inserted into both G and H , contradicting the maximality of H .

Case 2. There is an index $i \in \{1, \dots, m\}$, such that (v_i, v_{i+1}) is incident to a face in F_j for some $j \neq 0, i, i+1$. Without loss of generality, we may assume that edge (v_1, v_m) is incident to a face in F_j for some $1 < j < m$. (Refer to Fig. 5 where $m = 5$.) Note that edge (v_1, v_m) must be incident to some face in F_j for *all* $1 \leq j \leq m$; otherwise (v_1, v_m) would be incident to two faces, $f_i \in F_i$ and $f_j \in F_j$, $j \notin \{i-1, i, i+1\}$, that are either adjacent to each other or both adjacent to some face $f_0 \in F_0$; and then we could add a new edge (v_i, v_j) lying in $f_i \cup f_j$ or $f_i \cup f_0 \cup f_j$.

It follows that there are faces $f_2 \in F_2$ and $f_3 \in F_3$ that are incident to some point $c \in (v_1, v_m)$ (see Fig. 5(a)); or both are adjacent to some common face $f_0 \in F_0$ that is incident to (v_1, v_m) (see Fig. 5(b)).

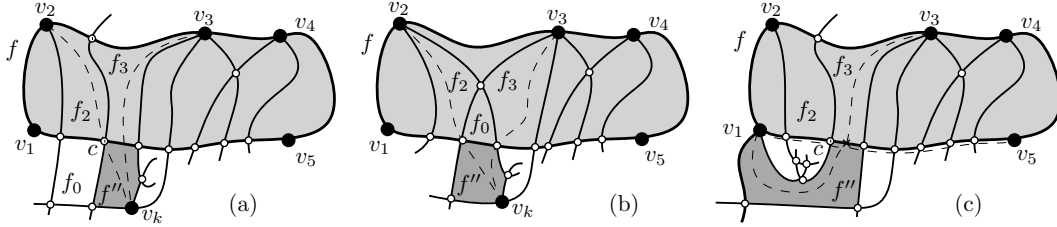


Figure 5: Illustration for the proof of Lemma 12 with $m = 5$: Edge (v_1, v_5) is incident to some face in F_j for *all* $1 \leq j \leq 5$. (a) Faces $f_2 \in F_2$ and $f_3 \in F_3$ that are incident to some point $c \in (v_1, v_m)$. (b) Faces $f_2 \in F_2$ and $f_3 \in F_3$ adjacent to face $f_0 \in F_0$ that is incident to (v_1, v_m) . (c) Face f'' is incident to v_1 .

Consider the face f' of H on the opposite side of (v_1, v_m) , and let F' be the set of faces in the planarization Γ^* contained in f' . Let $f'' \in F'$ be a face incident to $c \in (v_1, v_m)$ or adjacent to face f_0 . By Lemma 9(2), we may assume that f'' is incident to a vertex v_k on the boundary of the face f' . It is possible that $v_k = v_1$ or $v_k = v_m$.

- If $v_k \notin \{v_1, v_m\}$, we modify G , Γ , and H as follows (Fig. 5(a)–(b)): Consider the possible edges (v_2, v_k) and (v_3, v_k) that lie in $f_2 \cup f''$ and $f_3 \cup f''$, respectively, they each cross (v_1, v_m) and at most one additional edge at c or at a vertex of f_0 . If (v_2, v_k) or (v_3, v_k) is present in G and Γ (as a homotopic copy), it can be redrawn to lie in $f_2 \cup f''$ and $f_3 \cup f''$, respectively. If (v_2, v_k) or (v_3, v_k) is not present in G and Γ , we then insert it and remove the edge (v_1, v_m) . Finally, we can modify E' by replacing (v_1, v_m) with (v_2, v_k) and (v_3, v_k) , contradicting the maximality of E' .
- If $v_k = v_1$, then we modify G , Γ , and H as follows (Fig. 5(c)): Add a new edge (v_1, v_3) that lies in $f_3 \cup f''$ or $f_3 \cup f_0 \cup f''$, and crosses (v_1, v_m) at a point x on the boundary between f'' and f_3 . Then redraw the edges (v_1, v_m) and (v_1, v_3) by exchanging their initial arcs between v_1 and x , and eliminating the crossing at x . The edge (v_1, v_3) was not previously present in G , otherwise it would be homotopic to a diagonal (v_1, v_3) of the face f of H , contradicting the maximality of E' . (However, a homotopic copy of the new drawing of edge (v_1, v_m) may be already present in Γ , in which case, the total number of edges in G remains the same). Modify E' by replacing the edge (v_1, v_m) of face f with the new edges (v_1, v_3) and (v_1, v_m) described here. This contradicts the maximality of E' .

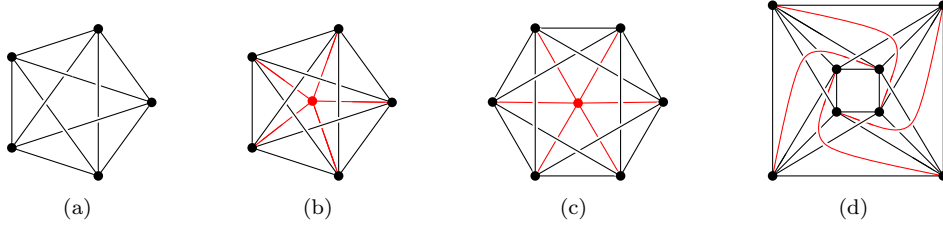


Figure 6: Patterns that produce 1-gap-planar graphs with n vertices and $5n - \Theta(1)$ edges.

- If $v_k = v_m$ and $v_{m-1} = v_3$, we make similar changes: We increase E' by replacing the edge (v_1, v_m) of f with a new edge (v_2, v_m) and a new drawing of the edge (v_1, v_m) .

All cases lead to a contradiction. Therefore, our initial assumption must be dropped, consequently the multigraph H is a triangulation, as claimed. \square

3.2 Lower bound constructions

We now show that the bound of Theorem 7 is worst-case optimal. A 2-planar graph with n vertices and $5n - 10$ edges is also 1-gap-planar (see Lemma 18). Pach and Tóth [41] construct such a graph by starting with a plane graph with pentagonal faces (e.g., using nested copies of an icosahedron), and then add all five diagonals in each pentagonal face; see Fig. 6(a). This construction yields a 1-gap-planar graph with n vertices and $m = 5n - 10$ edges for all $n \geq 20$, $n \equiv 5 \pmod{15}$.

We can modify this construction by inserting a new vertex in one or more pentagons, and connecting it to the 5 vertices of the pentagon; see Fig. 6(b). Every new edge crosses exactly one diagonal of the pentagon, so the new crossings can be charged to the new edges. Since every new vertex has degree 5, the equation $m = 5n - 10$ prevails. By inserting a suitable number of vertices into pentagons, we obtain constructions for $n \in \mathbb{N}$ such that $20 \leq n \leq 32$ or $n \geq 38$. A similar construction is based on hexagonal faces; see Fig. 6(c). Start with a *fullerene*, that is, a 3-regular, plane graph G_0 with n_0 vertices, 12 pentagon faces, and $n_0/2 - 10$ hexagon faces (including the external face). Add diagonals in each face to connect a vertex to their second neighbors (the graph is 2-planar so far); finally insert a new vertex in each face of G_0 , and connect them to all vertices of that face. We obtain a 1-gap-planar graph G . The number of vertices is $n = n_0 + 12 + (n_0/2 - 10) = \frac{3}{2}n_0 + 2$, and the number of edges is $m = \frac{3}{2}n_0 + 10 \cdot 12 + 12 \cdot (n_0/2 - 10) = \frac{15}{2}n_0 = 5n - 10$. Fullerenes exist for $n_0 = 20$ and for all even integers $n_0 \geq 24$ [14]. This yields a lower bound of $5n - 10$ for $n = 32$ and for all $n \geq 35$ where $n \equiv 2 \pmod{3}$. However, similarly to the previous construction, the equation $m = 5n - 10$ prevails if we *delete* up to 12 vertices inserted into pentagons. Consequently, the upper bound $5n - 10$ in Theorem 7 is tight for all $n \geq 20$.

Theorem 13. *For every integer $n \geq 20$ there exists a 1-gap-planar (simple) graph with n vertices and $5n - 10$ edges.*

We mention a third, slightly weaker construction, which is based on a sequence of nested squares. Fig. 6(d) shows how to add 16 edges between two consecutive squares such that the 16 crossings are assigned to distinct edges. We can add two diagonals in the external face and the innermost square. Using s squares, we have $n = 4s$, and $m = 4s + 16(s - 1) + 2 \cdot 2 = 20s - 12 = 5n - 12$. In particular, for $s = 2$ this yields a drawing of K_8 ; see Fig. 7(a).

If we allow 1-gap-planar multigraphs (with nonhomotopic parallel edges in a 1-gap-planar drawing), then we can construct smaller configurations for which the upper bound $5n - 10$ of Theorem 7 is tight. Start with a regular polygon P_0 with $n_0 \geq 5$ vertices. Subdivide the interior and the exterior of P_0 independently into one pentagon and $n_0 - 5$ triangle faces using $n_0 - 5$ diagonals. In each of the two pentagons, add five edges as shown in Fig. 2(left). In each triangle, add a new vertex and six new edges as shown in Fig. 2(right). We obtain a 1-gap-planar drawing of a multigraph with $n = n_0 + 2(n_0 - 5) = 3n_0 - 10$ vertices and $n_0 + 2(n_0 - 5) + 2 \cdot 5 + 2(n_0 - 5) \cdot 6 = 15n_0 - 60 = 5n - 10$

edges for all $n \geq 5$, $n \equiv 2 \pmod{3}$. By inserting a new vertex in one or two pentagons, and connecting it to the 5 vertices of the pentagon as in Fig. 6(b), the lower bound extends for all integers $n \geq 5$. We summarize our lower bound for multigraphs in the following theorem.

Theorem 14. *For every integer $n \geq 5$, there exists a 1-gap-planar multigraph with n vertices and $5n - 10$ edges.*

4 Relationship between k -gap-planar graphs and other families of beyond-planar graphs

In this section we prove the following theorem.

Theorem 15. *For every integer $k \geq 1$, the following relationships hold.*

$$(2k)\text{-PLANAR} \subsetneq k\text{-GAP-PLANAR} \subsetneq (2k + 2)\text{-QUASIPLANAR}$$

We begin by showing the following.

Lemma 16. *For all $k \geq 1$, every k -gap-planar drawing is $(2k + 2)$ -quasiplanar.*

Proof. Recall that a graph G is q -quasiplanar, for $q \in \mathbb{N}$, if it admits a drawing in which there is no subset of q pairwise crossing edges, or equivalently if every subset of q edges has less than $\binom{q}{2} = q(q - 1)/2$ crossings. On the other hand, in a k -gap-planar drawing there are at most kq crossings among any q edges (Property 1). Consequently, a k -gap-planar graph is $(2k + 2)$ -quasiplanar. \square

We also need to show that for every $k \in \mathbb{N}$ there is a $(2k + 2)$ -quasiplanar graph that is not k -gap-planar. We prove a stronger statement:

Lemma 17. *For all $k \geq 1$, there is a 3-quasiplanar graph G_k that is not k -gap-planar.*

Proof. Let $k \in \mathbb{N}$. We construct a graph $G_k = (V, E)$ as follows. Start with $K_{3,3}$ and replace each edge by $t = 19k$ edge-disjoint paths of length 2. Note that the total number of edges is $|E| = 9 \cdot 2t = 18t$. Graph G_k is 3-quasiplanar. Since $\text{cr}(K_{3,3}) = 1$, it admits a drawing with precisely one crossing. The paths of length 2 can be drawn close to the edges of $K_{3,3}$ such that two paths cross if and only if the two corresponding edges of $K_{3,3}$ cross. Consequently, G_k admits a drawing Γ_0 in which any two crossing edges are part of two paths that correspond to two crossing edges of $K_{3,3}$, which in turn implies that no three edges in Γ_0 pairwise cross.

Suppose that G_k admits a k -gap-planar drawing Γ . Then the total number of crossings is at most $k|E| = 18kt$. We derive a contradiction by showing that $\text{cr}(G_k) \geq 19kt$. If we choose one of the t paths for each of the 9 edges of $K_{3,3}$ independently, then we obtain a subdivision of $K_{3,3}$, therefore there is a crossing between at least one pair of paths. There are t^9 ways to choose a path for each of the 9 edges of $K_{3,3}$. Each crossing between two paths in Γ is counted $t^{9-2} = t^7$ times. Consequently, the total number of crossings in Γ is at least $t^2 = 19kt$. \square

We now show that every $(2k)$ -planar drawing is k -gap-planar. We note that a similar result can be derived from [16] (Lemma 10), but only for the case $k = 1$. A bipartite graph with vertex sets A and B is denoted as $H = (A, B, E)$. A *matching* from A into B is a set $M \subseteq E$ such that every vertex in A is incident to exactly one edge in M and every vertex in B is incident to at most one edge in M . The *neighborhood* of a subset $A' \subseteq A$ is the set of all vertices in B that are adjacent to a vertex in A' , and is denoted as $N(A')$.

Lemma 18. *For all $k \geq 1$, every $(2k)$ -planar drawing is k -gap-planar.*

Proof. let $k \in \mathbb{N}$, $k \geq 1$, let G be a $(2k)$ -planar graph, and let Γ be a $(2k)$ -planar drawing of G . Let $H = (A \cup B, E_H)$ be a bipartite graph obtained as follows. The set A has a vertex $a_{e,f}$ for each crossing in Γ between two edges e and f of G . For each edge e of G there are k vertices b_e^1, \dots, b_e^k in B . For every pair of edges e, f of G that cross in Γ , graph H contains edges $(a_{e,f}, b_e^1), \dots, (a_{e,f}, b_e^k)$ and $(a_{e,f}, b_f^1), \dots, (a_{e,f}, b_f^k)$ in H . Notice that if H admits a matching of A in B , then each crossing of Γ between an edge e and an edge f of G can be assigned to either e or f , and no edge of G is assigned with more than k crossings.

Consider any subset A' of A , and let $B' = N(A')$ be the neighborhood of A' in B . We claim that $|A'| \leq |B'|$. Let $E' \subseteq E_H$ denote the edges between A' and B' . By construction every vertex in A has degree $2k$, and hence $|E'| \geq 2k|A'|$. On the other hand, every vertex in B has degree at most $2k$ as every edge of G has at most $2k$ crossings, and hence $|E'| \leq 2k|B'|$. Hence $|A'| \leq |B'|$ as claimed.

By Hall's theorem, it now follows that H admits a matching from A into B , which corresponds to an assignment of gaps in Γ such that no edge has more than k gaps, i.e., Γ is a k -gap-planar drawing. \square

To conclude the proof of Theorem 15, we should prove that for every $k \geq 1$, there is a k -gap-planar graph that is not $(2k)$ -planar. A stronger result holds:

Lemma 19. *For every $k \geq 1$, there exists a 1-gap-planar graph G_k that is not k -planar.*

Proof. Let $k \in \mathbb{N}$. We construct a graph $G_k = (V, E)$ together with its 1-gap-planar drawing as follows. Start with an edge (a, b) crossed by $k + 1$ disjoint edges (c_i, d_i) , for $i = 1, \dots, k + 1$. The $2k + 2$ vertices lie in a common face, and we can connect them by a Jordan curve, which forms a cycle $C = (a, c_1, \dots, c_{k+1}, b, d_{k+1}, \dots, d_1)$. Add a new vertex v_0 in the exterior of the cycle, and connect it to all vertices of C . The cycle C and v_0 form the wheel W , which has $m = 4k + 4$ edges. Finally, replace each edge of the wheel by t edge-disjoint paths of length 2, where $t \geq k$ is a suitable parameter that we shall specify shortly. This completes the construction of $G_k = (V, E)$. Note that the total number of edges is bounded above by

$$|E| = 1 + (k + 1) + (4k + 4)2t = 1 + (k + 1)(8t + 1) < 10(k + 1)t.$$

It is clear that G_k is 1-gap-planar, since the crossing between (a, b) and (c_i, d_i) can be charged to (c_i, d_i) for all $i = 1, \dots, k + 1$.

Suppose that G_k admits a k -planar drawing Γ . Since each edge crosses at most k other edges, the total number of crossings is at most $k|E|/2 < 5k(k + 1)t$.

We claim that for each edge of the wheel W , we can choose $k + 1$ of the t paths such that no two chosen paths that correspond to different edges of the wheel cross in the drawing Γ . We prove the claim by contradiction. Since we choose $k + 1$ out of t paths for each of the m edges of the wheel independently, there are $\binom{t}{k+1}^m$ possible choices. Suppose, for the sake of contradiction, that every choice produces a graph that has at least one crossing in Γ between paths corresponding to different edges of W . Each crossing between two such paths is counted $\binom{t-1}{k}^2 \binom{t}{k+1}^{m-2}$ times. Consequently, the total number of crossings in Γ is at least $t^2/(k + 1)^2$. If we put $t = 5(k + 1)^4$, then we would have at least $t^2/(k + 1)^2 = t \cdot 5(k + 1)^4/(k + 1)^2 = 5(k + 1)^2 t > 5k(k + 1)t$ crossings, a contradiction. This completes the proof of the claim.

Let G'_k be a subgraph of G_k that consists of $k + 1$ paths corresponding to each edge of W such that the paths corresponding to different edges of W do not cross in Γ ; and let Γ' be the restriction of Γ to G'_k . Note that any $k + 1$ paths that correspond to the same edge of W are homotopic to each other in Γ' . If we pick one of the $k + 1$ paths, for each edge of W , the Jordan arc along these paths provide a planar drawing of W . Since W is 3-connected, it has a combinatorially unique embedding, which we denote by $\Gamma(W)$. As noted above, every edge of W in the drawing $\Gamma(W)$ is homotopic to $k + 1$ paths in the drawing Γ' .

As the combinatorial embedding of W is unique, the vertices a, b , and c_i, d_i , for $i = 1, \dots, k + 1$, lie on the boundary of a single face, which we denote by F . If edges (a, b) and (c_i, d_i) , for $i = 1, \dots, k + 1$, are homotopic to Jordan arcs that lie in F , then (a, b) crosses (c_i, d_i) , for all

$i = 1, \dots, k + 1$. If any of these edges is not homotopic to a Jordan arc in F , then it crosses a bundle of $k + 1$ paths corresponding to some edge of W . In both cases, one of the edges crosses $k + 1$ other edges in Γ , contradicting our assumption that Γ is a k -planar drawing. \square

Relation to d -degenerate crossing graphs. Eppstein and Gupta [22] defined d -degenerate crossing graphs, for $d \in \mathbb{N}$. A graph is a d -degenerate crossing graph if it admits a drawing Γ such that the crossing graph $C(\Gamma)$ is d -degenerate. Recall that a graph is d -degenerate if the vertices admit a total order in which each vertex is adjacent to at most d previous vertices. It is clear from the definition that for every $k \in \mathbb{N}$, every k -gap-planar graph is a k -degenerate crossing graph. However, the converse is false for $k = 1$: We show below (Lemma 20) that for every 1-gap-planar drawing of a 1-gap-planar graph with $n \geq 20$ vertices and the maximum number of edges, the crossing graph contains a cycle, hence it is not 1-degenerate.

Lemma 20. *For every 1-gap-planar graph G with $n \geq 20$ vertices and $5n - 10$ edges and for every 1-gap-planar drawing Γ of G , the crossing graph $C(\Gamma)$ contains a cycle. Consequently, $C(\Gamma)$ is not 1-degenerate, and G is not a 1-degenerate crossing graph.*

Proof. Let $G = (V, E)$ be a 1-gap-planar graph with $n \geq 20$ vertices and $5n - 10$ edges (infinite families of such graphs have been constructed in Section 3.2). Let Γ be a 1-gap-planar drawing of G , and let $C(\Gamma) = (E, X)$ be its crossing graph.

Let $H = (V, E')$ be a subgraph of G , where $E' \subseteq E$ is a maximum set of edges that are pairwise noncrossing in Γ . By Lemma 6, H is a triangulation, consequently $|E'| = 3n - 6$. Let $E'' = E \setminus E'$. The charging scheme in the proof of Theorem 7 gives a one-to-one correspondence between E'' and the $2n - 4$ faces of H such that each edge $e \in E''$ corresponds to an end triangle of e . Since G is a simple graph, the two end portions of every edge $e \in E''$ lie in two different (triangular) faces of H .

Starting with an arbitrary edge $e_1 \in E''$, we construct a sequence P of edges in E'' as follows. Assume that the e_i is already defined for $i \in \mathbb{N}$. Edge e_i has two distinct end triangles, and the charging scheme matches e_i to only one of them. Let Δ_i be the end triangle of e_i that is not charged by e_i , and let $e_{i+1} \in E''$ be the edge charged to Δ_i . Since E'' is finite, the sequence P contains a cyclic sequence without repetition that we denote by C_0 .

We construct a cyclic sequence C_1 from C_0 that forms a cycle in the crossing graph $C(\Gamma)$ as follows. Consider two consecutive elements of C_0 , say e_i and e_{i+1} , both have an end portion in triangle Δ_i . For every two consecutive edges in C_0 , say e_i and e_{i+1} , do the following: If the end portions of e_i and e_{i+1} that lie in Δ_i are incident to the same vertex of Δ_i , then both edges cross the opposite side of Δ_i that we denote by f_i , and we insert edge $f_i \in E'$ into C_0 between e_i and e_{i+1} . Otherwise end portions of e_i and e_{i+1} in Δ_i are incident to two distinct vertices of Δ_i , consequently e_i and e_{i+1} cross in the interior of Δ_i , and we do not insert anything between e_i and e_{i+1} . We obtain a cyclic sequence C_1 of edges in E such that every two consecutive edges cross in the drawing Γ . We have shown that $C(\Gamma)$ contains a cycle, as claimed. \square

5 1-gap-planar drawings of complete graphs

In this section, we find all 1-gap-planar complete graphs.

Theorem 21. *The complete graph K_n is 1-gap-planar if and only if $n \leq 8$.*

Proof. Figure 7(a) shows a 1-gap-planar drawing of K_8 , and by monotonicity the graphs K_1, \dots, K_7 are 1-gap-planar as well. We now prove that K_9 is not 1-gap-planar, which again by monotonicity settles all cases K_n for $n \geq 9$.

Since K_9 has 36 edges and $\text{cr}(K_9) = 36$, a 1-gap-planar drawing of K_9 can only arise from assigning exactly one gap to each edge in a crossing-minimal drawing of K_9 (cf. Property 1). We obtain a contradiction by showing that in every crossing-minimal drawing of K_9 some edge has no crossing at all.

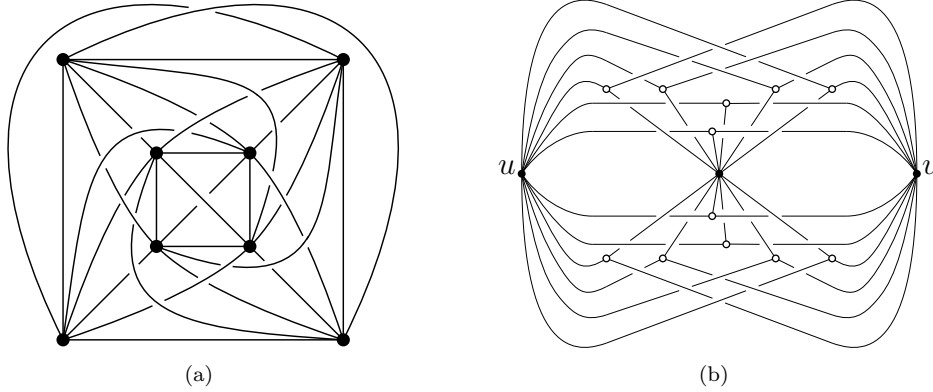


Figure 7: A 1-gap-planar drawing of (a) K_8 and (b) $K_{3,12}$.

Let Γ^* be the planarization of such a crossing-minimal drawing Γ . Note that Γ^* has $n^* = 45$ vertices and $m^* = 108$ edges (since it has 9 real vertices of degree 8 and 36 dummy vertices of degree 4), so by Euler's formula, the number of faces of Γ^* is $f^* = m^* - n^* + 2 = 108 - 45 + 2 = 65$. For a real vertex u of Γ^* , we denote by $F(u)$ the set of faces of Γ^* that are incident to u . We claim that Γ^* is biconnected and $|F(u)| = 8$ for every real vertex u of Γ^* .

Suppose, for a contradiction, that Γ^* is not biconnected. Then it contains a cut-vertex c , which is either a dummy or a real vertex. If c is a dummy vertex, note that it is adjacent to exactly two connected components of $\Gamma^* \setminus \{c\}$. Then we can reflect the drawing of one of the two components, thereby eliminating the crossing at c , which contradicts the crossing-minimality of Γ . We now show that no real vertex is a cut-vertex in Γ^* . Every 3-cycle in K_9 forms a simple cycle in Γ^* (since Γ is a simple drawing and thus adjacent edges do not cross). On the other hand, any three real vertices in Γ^* are part of a 3-cycle in K_9 , and thus part of a simple cycle in Γ^* . Hence, no real vertex is a cut-vertex in Γ^* . Finally, $|F(u)| = 8$ because every real vertex u has degree 8 and Γ^* is biconnected.

It follows that there are real vertices u, v which share a face (i.e. $F(u) \cap F(v) \neq \emptyset$), as otherwise there would have to be $\sum_u |F(u)| = 9 \cdot 8 = 72 > 65 = f^*$ faces. But now the edge (u, v) can be redrawn inside this face so that this edge cannot have had any crossing to begin with since Γ was assumed to be crossing-minimal. \square

6 Recognizing 1-gap-planar graphs

We denote by 1GAPPLANARITY the problem of deciding whether a given graph G is 1-gap-planar. We show that 1GAPPLANARITY is NP-complete, by a reduction from 3PARTITION. Recall that an instance of 3PARTITION consists of a multiset $A = \{a_1, a_2, \dots, a_{3m}\}$ of $3m$ positive integers in the range $(I/4, I/2)$, where I is an integer such that $I = 1/m \cdot \sum_{i=1}^{3m} a_i$, and asks whether A can be partitioned into m subsets A_1, A_2, \dots, A_m , each of cardinality 3, such that the sum of integers in each subset is I . This problem is strongly NP-hard [26], and thus we may assume that I is bounded by a polynomial in m .

We begin by showing that 1GAPPLANARITY is in NP.

Lemma 22. *The problem 1GAPPLANARITY is in NP.*

Proof. Given a planarization Γ^* of a drawing Γ , we can check whether it is 1-gap-planar in polynomial time by using Property 3. A nondeterministic algorithm to generate all planarizations of a graph with k crossings, where $0 \leq k < \binom{m}{2}$, evaluates all possible k pairs of edges that cross (and the order of the crossings along the edges) with a technique similar to the one in [27]. Then it replaces crossings with dummy vertices and tests whether the resulting graph is planar, i.e., whether

it is a planarization of a drawing of G , and whether it is 1-gap-planar. Hence, the problem belongs to NP. \square

Our reduction is reminiscent to the reduction used in [9]. However, the proof in [9] holds only for the case in which a clockwise order of the edges around each vertex is part of the input, i.e., only if the *rotation system* of the input graph is fixed. A similar reduction is also used in [10], in which the rotation system assumption is not used. However, the gadgets in [10] have a unique embedding. We do not use the fixed rotation system assumption, nor we can easily derive a unique embedding for our gadgets, and thus have to deal with additional challenges in our proof. In what follows we define a “blob” graph that will be used to enforce an ordering among the edges adjacent to certain vertices. Consider the complete bipartite graph $K_{3,12}$, whose crossing number is 30 [36, 45]. Fig. 7(b) shows a 1-gap-planar drawing of $K_{3,12}$ with exactly 30 gaps. Note that two degree-12 vertices, u and v , are drawn on the outer face. Since $K_{3,12}$ has 36 edges, the next lemma easily follows.

Lemma 23. *Every 1-gap-planar drawing of $K_{3,12}$ has at most 6 gap-free edges.*

A *blob* B is a copy of $K_{3,12}$. A *gapped chain* \mathcal{C} of a 1-gap-planar drawing is a closed, possibly nonsimple, curve such that any point of \mathcal{C} either belongs to a gapped edge or corresponds to a vertex.

Lemma 24. *Let u and v be two degree-12 vertices of B . Every 1-gap-planar drawing Γ of B contains a gapped chain \mathcal{C} containing u and v .*

Proof. Let Γ^* be the planarization of Γ . Let Γ' be the subgraph of Γ^* consisting only of those edges that correspond to or belong to gapped edges of Γ . We prove that Γ' contains two edge-disjoint paths from u to v . Note that these two edge-disjoint paths may meet at real vertices and at dummy vertices (i.e., a crossing between two gapped edges). A curve that goes through these two paths is the desired gapped chain.

According to Menger’s theorem, two such paths exist if and only if every (u, v) -cut of Γ' has size at least 2, where a (u, v) -cut of Γ' is a set of edges of Γ' whose removal disconnects u and v . It is well known that such an (u, v) -cut corresponds to cycle in the dual, which in turn corresponds to a curve that separates u and v by crossing a set of edges. We now consider one such curve, and claim this curve crosses at least two gapped edges in the original drawing Γ (after a slight perturbation we can assume that it does not pass through a vertex). More precisely, let ℓ be a simple closed curve such that: it does not pass through any vertex of Γ ; it divides the plane into two nonempty topologically connected regions, one containing u and the other containing v . Let L denote the set of edges of G that are crossed by ℓ . Note that G contains 12 edge-disjoint paths from u to v , which induce 12 edge-disjoint paths from u to v in Γ^* . It follows that $|L| \geq 12$. Also, Γ has at most 6 gap-free edges by Lemma 23. Hence, L contains at least $12 - 6 > 2$ gapped edges. \square

We are now ready to show how to transform an instance A of 3PARTITION into an instance G_A of 1GAPPLANARITY. We start by defining some gadgets for our construction. A *path gadget* P_k is a graph obtained by merging a sequence of $k > 0$ blobs as follows. Let B_1, B_2, \dots, B_k , be k blobs such that u_i and v_i are two vertices of degree 12 in B_i . Identify the vertices $v_i = u_{i+1}$ for $i = 1, \dots, k - 1$, each of these vertices is called an *attaching vertex*. Thus, P_k has $k + 1$ attaching vertices. In a 1-gap-planar drawing of P_k , any two gapped chains of two blobs, B_i and B_j ($i < j$), are disjoint, except for a possible common attaching vertex. A schematization of P_k (for $k = 3$) is shown in Fig. 8(a). A *top beam*, denoted G_t , is a path gadget P_k with $k = 3m(\lceil I/2 \rceil + 2) + 1$. Recall that G_t has $3m(\lceil I/2 \rceil + 2) + 2$ attaching vertices. A *right wall* G_r is a path gadget P_k with $k = 2$. Symmetrically, a *bottom beam* G_b is a path gadget with $k = 3m(\lceil I/2 \rceil + 2) + 1$, and a *left wall* G_l is a path gadget with $k = 2$. A *global ring* R is obtained by merging G_t , G_r , G_b , and G_l in a cycle as in Fig. 8(b). Again, in any 1-gap-planar drawing Γ_R of R , the gapped chains of two distinct blobs, B_i and B_j ($i \neq j$), are disjoint, except for a possible common attaching vertex. Thus, Γ_R contains a gapped chain C_R that is the union of all the gapped chains of the blobs of R .

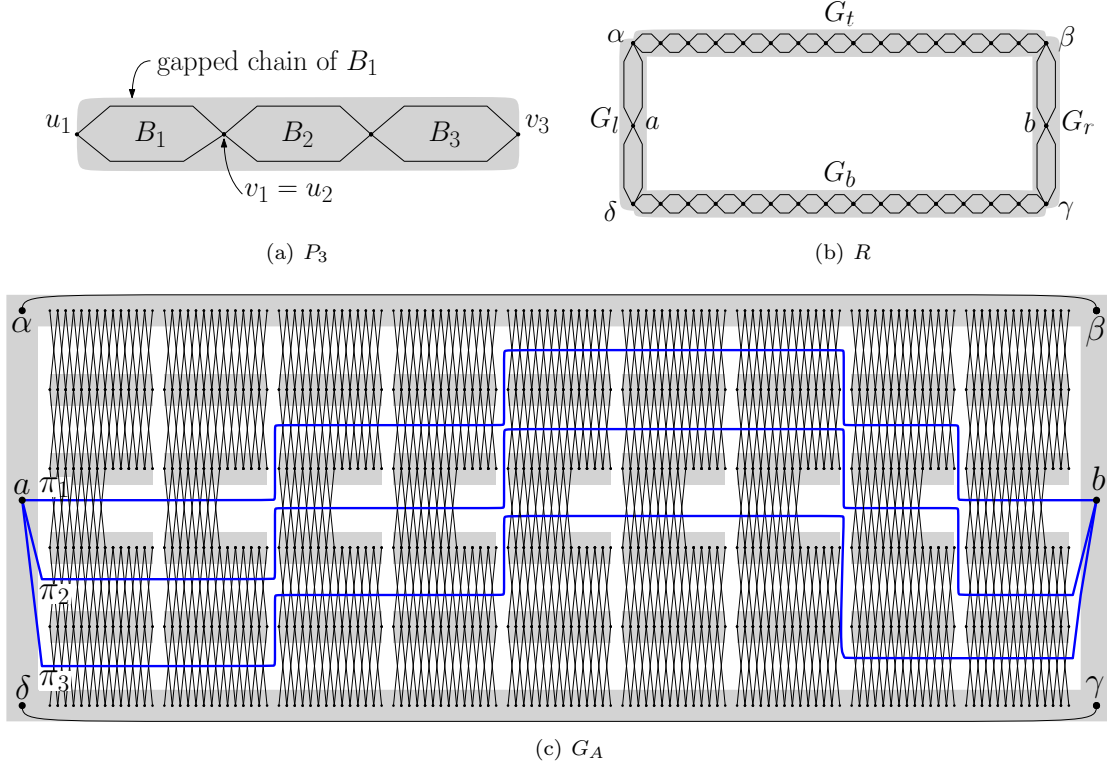


Figure 8: (a) Schematization of a path gadget P_3 . (b) A global ring R . (c) Schematization of the instance G_A with $m = 3$, $A = \{7, 7, 7, 8, 8, 8, 8, 9, 10\}$ and $I = 24$. Transversal paths are routed according to the following solution of 3PARTITION $A_1 = \{7, 7, 10\}$, $A_2 = \{7, 8, 9\}$ and $A_3 = \{8, 8, 8\}$. For simplicity, the gapped chains of the various blobs are not shown, as well as vertex w and all the degree-2 vertices of the transversal paths.

We start the construction of G_A with a global ring R . Let $\alpha, \beta, \gamma, \delta$ be the attaching vertices shared by G_l and G_t , G_t and G_r , G_r and G_b , G_b and G_l , respectively (see also Fig. 8(b)). First we add the edges (α, β) and (γ, δ) . Denote as R^+ the resulting graph, and consider a 1-gap-planar drawing of this graph. The gapped chain of R subdivides the plane into a set of connected regions, such that only two of them contain all of α, β, γ , and δ on their boundaries. We denote these two regions as r_1 and r_2 . For ease of illustration, we assume that one of them is infinite (as in Fig. 8(b)), say r_2 . Since the drawing is 1-gap-planar, each of (α, β) and (γ, δ) is drawn entirely in one of these two regions. We assume that both these two edges are drawn in the same region, say r_2 , and we will later show that this is the only possibility in any 1-gap-planar drawing of the final graph G_A .

We continue by connecting the top and bottom beams by a set of $3m$ columns; refer to Fig. 8(c). We describe each column in terms of its drawing, and we will later see that this is the only possible drawing that can be part of a 1-gap-planar drawing of G_A . A column consists of $2m - 1$ cells; a cell consists of a set of pairs of crossing edges, called its *vertical pairs*. Cells of the same column are separated by $2m - 2$ path gadgets, called *floors*. In particular, the cell between the $(m - 1)$ -st floor and the m -th floor is called the *central cell*. Again, we are assuming a particular left-to-right order for the attaching vertex of a floor, and we will see that this is the only possible order in a 1-gap-planar drawing. The central cells (we have $3m$ of them in total) have a number of vertical pairs depending on the elements of A . Specifically, the central cell C_i of the i -th column contains a_i vertical pairs connecting its delimiting floors ($i \in \{1, 2, \dots, 3m\}$). Each of the remaining cells each has $\lceil I/2 \rceil + 1$ vertical pairs. Hence, a noncentral cell contains more edges than any central

cell. Further, the number of attaching vertices of a floor can be computed based on how many vertical pairs must be connected to the gadget.

It is now straightforward to see that it is not possible to draw both a column and one of (α, β) and (γ, δ) in r_1 or r_2 without violating 1-gap-planarity. Hence, we shall assume that both (α, β) and (γ, δ) are in r_2 and that all the columns are in r_1 . Consider now a 1-gap-planar drawing of a column. If we invert the left-to-right order of the attaching vertices of a floor (i.e., we mirror its drawing), then the resulting drawing is not 1-gap-planar, since each floor delimits at least one noncentral cell with $\lceil I/2 \rceil + 1$ vertical pairs. Moreover, since each vertical pair has a gapped edge, two vertical pairs cannot cross each other in a 1-gap-planar drawing, and thus the drawings of the columns are disjoint from one another.

Finally, let a and b be the attaching vertices of the left and right walls distinct from α, β, γ , and δ . We connect a and b with m pairwise internally disjoint paths, called *transversal paths*; each transversal path has exactly $(3m - 3)(\lceil I/2 \rceil + 1) + I$ edges. The routing of these paths will be used to determine a solution of A , if it exists. Thus, we aim at forcing the transversal paths to be inside r_1 in a 1-gap-planar drawing of the graph. For this purpose, adding a vertex w connected to all the attaching vertices of G_t and G_b will suffice. Due to the presence of the columns in r_1 , vertex w must be in r_2 and, due to the edges (α, β) and (δ, γ) in r_2 , all its incident edges (except at most two) are gapped. Thus, the transversal paths must be drawn in r_1 . This concludes the construction of G_A .

Theorem 25. *The 1GAPPLANARITY problem is NP-complete.*

Proof. The 1GAPPLANARITY problem is in NP by Lemma 22.

We now prove that an instance A of 3PARTITION is a positive instance if and only if the graph G_A is a positive instance of 1GAPPLANARITY.

Suppose first that G_A is a positive instance of 1GAPPLANARITY. From the above discussion, it is clear that each traversing path must be routed through exactly three central cells and $3m - 3$ noncentral cells. In particular, each path has $(3m - 3)(\lceil I/2 \rceil + 1) + I$ edges, and hence can traverse at most these many vertical pairs. Since each noncentral cell consists of $\lceil I/2 \rceil + 1$ vertical pairs, it must be that the 3 central cells contain I vertical pairs in total. Thus, we can construct a solution for A by looking at the central cells traversed by the m paths.

Suppose now that A is a positive instance of 3PARTITION. Note that a 1-gap-planar drawing of G_A can be always computed if one omits all the transversal paths (see also Fig. 8(c)). To draw the paths, let $\{A_1, A_2, \dots, A_m\}$ be a solution for A . Then we route the paths similarly as in [9], that is, in such a way that: (1) they do not cross each other; (2) they do not cross any blob; (3) each path passes through exactly 3 central cells with I vertical pairs in total, and $3m - 3$ noncentral cells; and (4) each cell is traversed by at most one path. Consider a subset A_j of the solution of instance A of 3PARTITION and assume without loss of generality that $A_j = \{a_\kappa, a_\lambda, a_\mu\}$, where $1 \leq \kappa, \lambda, \mu \leq 3m$. Then, in the computed drawing, path π_j will cross the κ -th, λ -th and μ -th columns of G_A through central cells, while it will cross the remaining columns of G through noncentral cells. Hence, requirement (3) is satisfied. Consider now the routing of the remaining transversal paths through the κ -th column; the corresponding routings through the λ -th and μ -th columns of G_A are symmetric. By construction, there must exist exactly $m - 1$ available cells above and exactly $m - 1$ available cells below the central cell of the κ -th column. This implies that there exist at least as many available noncentral cells as transversal paths to route at each side of the central cell of the κ -th column. Hence, we can route the remaining transversal paths through the κ -th column so that all other requirements are satisfied. \square

We conclude by observing that our proof can be easily adjusted for the setting in which the rotation system of the input graph is fixed. We call this problem 1GAPPLANARITYWITHROTSYS. It suffices to choose a rotation system for G_A that guarantees the existence of a 1-gap-planar drawing ignoring the transversal paths (we already discussed the details of this drawing), and such that the transversal paths are attached to a and b with the ordering of their edges around a reversed with respect to the ordering around b . The membership of the problem to NP can be easily verified (similarly to Lemma 22). Thus, the next theorem follows.

Theorem 26. *The 1GAPPLANARITYWITHROTSYS problem is NP-complete.*

7 Conclusions and open problems

We introduced k -gap-planar graphs, and our results give rise to several questions for future research. Among them are:

- (i) In Theorem 2 we characterized k -gap-planar graphs by an adaptation of Hall’s condition. We wonder whether a similar characterization is possible based on the crossing number. Specifically, does there exist some function $f : \mathbb{N} \rightarrow \mathbb{N}$ such that if $\text{cr}(G') \leq f(k)|E(G')|$ for every subgraph G' of a graph G , then G is k -gap-planar?
- (ii) We proved that k -gap-planar graphs with n vertices have $O(\sqrt{k} \cdot n)$ edges, which is tight apart from constant factors; and that 1-gap-planar graphs have at most $5n - 10$ edges, which is a tight bound for $n \geq 20$. Can one establish a tight bound also for 2-gap-planar graphs?
- (iii) We proved that a drawing with at most $2k$ crossings per edge is k -gap-planar, and that a k -gap-planar drawing does not contain $2k + 2$ pairwise crossing edges. Do 1-gap-planar graphs have RAC drawings with at most 1 or 2 bends per edge? What is the relationship between 1-gap-planar graphs and fan-planar graphs?
- (iv) We proved that K_n is 1-gap-planar if and only if $n \leq 8$. A similar characterization could be studied also for complete bipartite graphs. Note that $K_{5,7}$ is not 1-gap-planar since its crossing number is greater than its number of edges, while $K_{5,6}$ admits a 1-gap-planar drawing (Fig. 9). We do not know whether $K_{6,6}$ is 1-gap-planar. Similarly, $K_{3,12}$ (Fig. 7(b)) and $K_{4,8}$ (Fig. 10) are 1-gap-planar, but we do not know whether this is true also for $K_{3,13}$ and $K_{4,9}$.
- (v) We proved that deciding whether a graph is 1-gap-planar is NP-complete, even if the rotation system is fixed. Can the problem be solved in polynomial time for drawings in which all vertices are on the outer boundary?

Acknowledgments

This research started at the NII Shonan Meeting “Algorithmics for Beyond Planar Graphs.” The authors thank the organizers and all participants for creating a pleasant and stimulating atmosphere. In particular, we thank Yota Otachi for useful discussions. We also thank David Eppstein for pointing out several useful references as well as the anonymous referees of a preliminary version of this paper for their insightful suggestions.

References

- [1] Eyal Ackerman, Balázs Keszegh, and Máté Vizer. On the size of planarly connected crossing graphs. In *Proc. 24th International Symposium on Graph Drawing and Network Visualization (GD)*, volume 9801 of *LNCS*, pages 311–320. Springer, 2016.
- [2] Eyal Ackerman and Gábor Tardos. On the maximum number of edges in quasi-planar graphs. *J. Combin. Theory Ser. A*, 114(3):563–571, 2007.
- [3] Pankaj K. Agarwal, Boris Aronov, János Pach, Richard Pollack, and Micha Sharir. Quasi-planar graphs have a linear number of edges. *Combinatorica*, 17(1):1–9, 1997.
- [4] Patrizio Angelini, Michael A. Bekos, Franz J. Brandenburg, Giordano Da Lozzo, Giuseppe Di Battista, Walter Didimo, Giuseppe Liotta, Fabrizio Montecchiani, and Ignaz Rutter. On the relationship between k -planar and k -quasi planar graphs. In *Proc. 43rd International*

Workshop on Graph-Theoretic Concepts in Computer Science (WG), volume 10520 of *LNCS*. Springer, 2017.

- [5] Arthur Appel, F. James Rohlf, and Arthur J. Stein. The haloed line effect for hidden line elimination. *SIGGRAPH Comput. Graph.*, 13(2):151–157, 1979.
- [6] Christopher Auer, Christian Bachmaier, Franz J. Brandenburg, Andreas Gleißner, Kathrin Hanauer, Daniel Neuwirth, and Josef Reislhuber. Outer 1-planar graphs. *Algorithmica*, 74(4):1293–1320, 2016.
- [7] Christopher Auer, Franz J. Brandenburg, Andreas Gleißner, and Josef Reislhuber. 1-planarity of graphs with a rotation system. *J. Graph Algorithms Appl.*, 19(1):67–86, 2015.
- [8] Sang Won Bae, Jean-Francois Baffier, Jinhee Chun, Peter Eades, Kord Eickmeyer, Luca Grilli, Seok-Hee Hong, Matias Korman, Fabrizio Montecchiani, Ignaz Rutter, and Csaba D. Tóth. Gap-planar graphs. In *Proc. 25th International Symposium on Graph Drawing and Network Visualization (GD)*. Springer, 2017. To appear.
- [9] Michael A. Bekos, Sabine Cornelsen, Luca Grilli, Seok-Hee Hong, and Michael Kaufmann. On the recognition of fan-planar and maximal outer-fan-planar graphs. *Algorithmica*, 79(2):401–427, 2017.
- [10] Michael A. Bekos, Walter Didimo, Giuseppe Liotta, Saeed Mehrabi, and Fabrizio Montecchiani. On RAC drawings of 1-planar graphs. *Theor. Comput. Sci.*, 689:48–57, 2017.
- [11] Michael A. Bekos, Michael Kaufmann, and Chrysanthi N. Raftopoulou. On the density of non-simple 3-planar graphs. In *Proc. 24th International Symposium on Graph Drawing and Network Visualization (GD)*, volume 9801 of *LNCS*, pages 344–356. Springer, 2016.
- [12] Carla Binucci, Emilio Di Giacomo, Walter Didimo, Fabrizio Montecchiani, Maurizio Patrignani, Antonios Symvonis, and Ioannis G. Tollis. Fan-planarity: Properties and complexity. *Theor. Comput. Sci.*, 589:76–86, 2015.
- [13] Franz J. Brandenburg, Walter Didimo, William S. Evans, Philipp Kindermann, Giuseppe Liotta, and Fabrizio Montecchiani. Recognizing and drawing IC-planar graphs. *Theor. Comput. Sci.*, 636:1–16, 2016.
- [14] Gunnar Brinkmann, Jan Goedgebeur, and Brendan D. McKay. The generation of fullerenes. *J. Chem. Inf. Model.*, 52(11):2910–2918, 2012.
- [15] Till Bruckdorfer, Sabine Cornelsen, Carsten Gutwenger, Michael Kaufmann, Fabrizio Montecchiani, Martin Nöllenburg, and Alexander Wolff. Progress on partial edge drawings. *J. Graph Algorithms Appl.*, 21(4):757–786, 2017.
- [16] Till Bruckdorfer and Michael Kaufmann. Mad at edge crossings? Break the edges! In *Proc. 6th International Conference on Fun with Algorithms (FUN)*, volume 7288 of *LNCS*, pages 40–50. Springer, 2012.
- [17] Otfried Cheong, Sarel Har-Peled, Heuna Kim, and Hyo-Sil Kim. On the number of edges of fan-crossing free graphs. *Algorithmica*, 73(4):673–695, Dec 2015.
- [18] Hooman Reisi Dehkordi, Peter Eades, Seok-Hee Hong, and Quan Hoang Nguyen. Circular right-angle crossing drawings in linear time. *Theor. Comput. Sci.*, 639:26–41, 2016.
- [19] Walter Didimo and Giuseppe Liotta. The crossing angle resolution in graph drawing. In János Pach, editor, *Thirty Essays on Geometric Graph Theory*, pages 167–184. Springer, 2012.
- [20] Vida Dujmović, David Eppstein, and David R. Wood. Structure of graphs with locally restricted crossings. *SIAM J. Discrete Math.*, 31(2):805–824, 2017.

- [21] Peter Eades, Seok-Hee Hong, Naoki Katoh, Giuseppe Liotta, Pascal Schweitzer, and Yusuke Suzuki. A linear time algorithm for testing maximal 1-planarity of graphs with a rotation system. *Theor. Comput. Sci.*, 513:65–76, 2013.
- [22] David Eppstein and Siddharth Gupta. Crossing patterns in nonplanar road networks. In *Proc. 25th ACM SIGSPATIAL Int. Conf. Advances in Geographic Information Systems*, 2017. To appear.
- [23] David Eppstein, Marc J. van Kreveld, Elena Mumford, and Bettina Speckmann. Edges and switches, tunnels and bridges. *Comput. Geom.*, 42(8):790–802, 2009.
- [24] Jacob Fox, János Pach, and Andrew Suk. The number of edges in k -quasi-planar graphs. *SIAM J. Discr. Math.*, 27(1):550–561, 2013.
- [25] András Frank and András Gyárfás. How to orient the edges of a graph? *Colloq. Math. Soc. János Bolyai*, 18:353–364, 1978.
- [26] M. R. Garey and David S. Johnson. *Computers and Intractability: A Guide to the Theory of NP-Completeness*. W. H. Freeman, 1979.
- [27] Michael R. Garey and David S. Johnson. Crossing number is NP-complete. *SIAM J. Alg. Discr. Meth.*, 4(3):312–316, 1983.
- [28] Alexander Grigoriev and Hans L. Bodlaender. Algorithms for graphs embeddable with few crossings per edge. *Algorithmica*, 49(1):1–11, 2007.
- [29] Michael Hoffmann and Csaba D. Tóth. Two-planar graphs are quasipolar. In *Proc. 42nd Symposium on Mathematical Foundations of Computer Science (MFCS)*, volume 83 of *LIPICs*, pages 47:1–47:14. Schloss Dagstuhl, 2017.
- [30] Seok-Hee Hong, Peter Eades, Naoki Katoh, Giuseppe Liotta, Pascal Schweitzer, and Yusuke Suzuki. A linear-time algorithm for testing outer-1-planarity. *Algorithmica*, 72(4):1033–1054, 2015.
- [31] Seok-Hee Hong and Hiroshi Nagamochi. Testing full outer-2-planarity in linear time. In Ernst W. Mayr, editor, *Proc. 41st International Workshop on Graph-Theoretic Concepts in Computer Science (WG)*, volume 9224 of *LNCS*, pages 406–421. Springer, 2015.
- [32] Sok-Hee Hong, Michael Kaufmann, Stephen G. Kobourov, and János Pach. Beyond-Planar Graphs: Algorithmics and Combinatorics (Dagstuhl Seminar 16452). *Dagstuhl Reports*, 6(11):35–62, 2017.
- [33] Sok-Hee Hong and Takeshi Tokuyama. Algorithmics for Beyond Planar Graphs. <http://shonan.nii.ac.jp/shonan/blog/2015/11/15/3972/>. NII Shonan Meeting, Shonan Village Center, 2016.
- [34] Weidong Huang, Peter Eades, and Seok-Hee Hong. Larger crossing angles make graphs easier to read. *J. Vis. Lang. Comput.*, 25(4):452–465, 2014.
- [35] Michael Kaufmann and Torsten Ueckerdt. The density of fan-planar graphs. Preprint [arXiv:1403.6184](https://arxiv.org/abs/1403.6184), 2014.
- [36] Daniel J. Kleitman. The crossing number of $K_{5,n}$. *J. Combin. Theory*, 9(4):315–323, 1970.
- [37] Stephen G. Kobourov, Giuseppe Liotta, and Fabrizio Montecchiani. An annotated bibliography on 1-planarity. *Computer Science Review*, 25:49–67, 2017.
- [38] Vladimir P. Korzhik and Bojan Mohar. Minimal obstructions for 1-immersions and hardness of 1-planarity testing. *J. Graph Theory*, 72(1):30–71, 2013.

- [39] Giuseppe Liotta. Graph drawing beyond planarity: Some results and open problems. In *Proc. Italian Conference on Theoretical Computer Science (ICTCS)*, volume 1231 of *CEUR Workshop Proc.*, pages 3–8. CEUR-WS.org, 2014.
- [40] János Pach, Radoš Radoičić, Gábor Tardos, and Géza Tóth. Improving the crossing lemma by finding more crossings in sparse graphs. *Discrete Comput. Geom.*, 36(4):527–552, 2006.
- [41] János Pach and Géza Tóth. Graphs drawn with few crossings per edge. *Combinatorica*, 17(3):427–439, 1997.
- [42] Jean-Claude Picard and Maurice Queyranne. A network flow solution to some nonlinear 0 – 1 programming problems, with applications to graph theory. *Networks*, 12(2):141–159, 1982.
- [43] Emanuel Sperner. Neuer Beweis für die Invarianz der Dimensionszahl und des Gebietes. *Abh. Math. Sem. Hamburg*, 6(1):265–272, 1928.
- [44] Venkat Venkateswaran. Minimizing maximum indegree. *Discr. Appl. Math.*, 143(13):374–378, 2004.
- [45] Casimir Zarankiewicz. On a problem of P. Turan concerning graphs. *Fund. Math.*, 41(1):137–145, 1955.

Appendix

A 1-Gap-Planar Drawings of Complete Bipartite Graphs

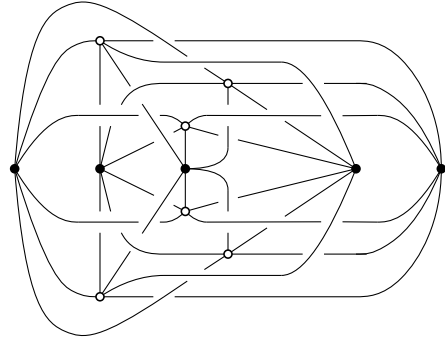


Figure 9: A 1-gap-planar drawing of $K_{5,6}$.

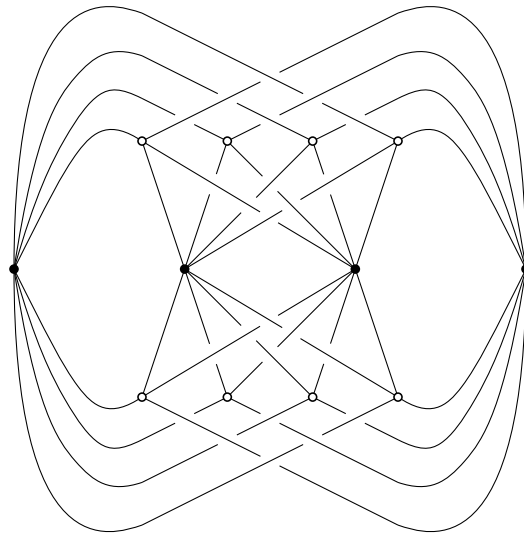


Figure 10: A 1-gap-planar drawing of $K_{4,8}$.