

# Reconstructing fluid dynamics with micro-finite element

Wennan Zou\*

*Institute for Advanced Study, Nanchang University, Nanchang, 330031, China*

(Dated: November 13, 2018)

## Abstract

In the theory of the Navier-Stokes equations, the viscous fluid in incompressible flow is modelled as a homogeneous and dense assemblage of constituent "fluid particles" with viscous stress proportional to rate of strain. The crucial concept of fluid flow is the velocity of the particle that is accelerated by the pressure and viscous interaction around it. In this paper, by virtue of the alternative constituent "micro-finite element", we introduce a set of new intrinsic quantities, called the vortex fields, to characterise the relative orientation between elements and the feature of micro-eddies in the element, while the description of viscous interaction in fluid returns to the initial intuition that the interlayer friction is proportional to the slip strength. Such a framework enables us to reconstruct the dynamics theory of viscous fluid, in which the flowing fluid can be modelled as a finite covering of elements and consequently indicated by a space-time differential manifold that admits complex topological evolution.

---

\* zouwn@ncu.edu.cn.

## I. INTRODUCTION

The fundamental hypothesis underlying fluid dynamics is that the matter of which the fluid is made up is continuously distributed, and the involved field variables, such as velocity, pressure, mass density, etc., are continuous functions of space and time. Some people believe that such a macroscopic theory of fluid flow is unique, as what the Navier-Stokes (N-S) equations stand for [1][2]. Previously, we [3] recast the theory of elasticity with the so-called micro-finite elements having the property of intrinsic stretch and finitely covering the elastic body, demonstrated the non-uniqueness of macroscopic models for elastic media, and the equivalence of two models when some reasonable compatibility conditions have been applied. But how about the theory of fluid dynamics elaborated in a similar way? Can the new theory also degenerate to the classical one under some conditions? It is interesting to proclaim that whilst the N-S equations represent a theory of infinitesimal fluid particles with viscous stress proportional to rate of strain, the flow theory of micro-finite fluid elements with viscous friction [4] proportional to slip strength is quite different and incompatible.

In this paper, all quantities and equations are established under the Galilean space-time  $E_4 = \mathbb{R}^3 \times \mathbb{R} = \{x_1, x_2, x_3, x_4 = t \mid x_\mu \in \mathbb{R}, \mu = 1, 2, 3, 4\}$  where  $(x_1, x_2, x_3)$  is a Cartesian coordinate system and  $t$  stands for the time. The bases  $\{\mathbf{e}_1, \mathbf{e}_2, \mathbf{e}_3\}$  of tangent space  $T(E_3)$  are referred to as  $\mathbf{e}_i = \partial \mathbf{r} / \partial x_i$  from the position vector  $\mathbf{r}$ . The cotangent space  $\Lambda^1(E_4)$  of all 1-forms are generated by the natural bases  $\{dx_1, dx_2, dx_3, dx_4 = dt\}$ . A vector could be denoted by a minuscule Latin bold letter or by its components, for instance the position vector  $\mathbf{r}$  or  $r_i$ . Summation over repeated indices is tacit, from 1 to 3 for Roman indices and 1 to 4 for Greek indices. The generated bases, called the area elements and volume element, for the vector spaces  $\Lambda^2(E_3)$  and  $\Lambda^3(E_3)$  of spatial forms are expressed by

$$da_i = \frac{1}{2} \varepsilon_{ijk} dx_j \wedge dx_k, \quad dv = dx_1 \wedge dx_2 \wedge dx_3, \quad (1)$$

respectively, where  $\varepsilon_{ijk}$  is the permutation symbol, and  $\wedge$  stands for the exterior product. The superscript index is used for the axial vector, such as angular velocity, moment of force, etc.

According to the classical theory of fluid dynamics, an addition of constant velocity onto the fluid does change the viscous stress determined by the velocity gradient, and so has no effect on the dynamical process of the situation [5]. From Fig. 1, one can find that the contact relations or slip states in the fluids described by the streamlines are quite different

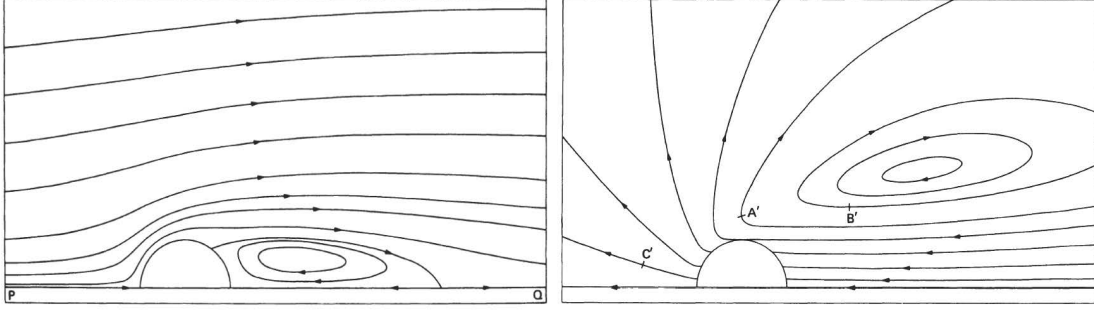


FIG. 1. The contact relations in the fluid become greatly different: (left) Flow past a circular cylinder at  $Re = 40$ , (right) Streamlines for cylinder moving through stationary ambient fluid. ([5], page 76).

for two flows which seem to be different within a Galilean transformation. But in the theory presented in this paper, it is believed that the viscous interaction between the interlayers of the fluid are associated with the contact relation so that the dynamical processes of the above-mentioned flows should be different too. Thus, the rationality of two theories could be judged by observing the structures of viscous interactions in the fluid. Let us put this question aside for a moment before we have the ability to carry out the observation. In the following, the unique velocity field  $V_i$ , suitable to recognise the slip state in the fluid, is called the contact velocity if necessary. Sometimes, it is more profitable to introduce the micro-displacement  $\mathbf{u}_i = V_i dt$  as a quantity.

## II. FLOW FIELDS AND THEIR INTENSITIES

When the fluid under consideration is incompressible and viscous, as water or air flowing in everyday life, the element defined everywhere in the fluid is the same from the view of elasticity: the slip between interlayers, with almost molecular scales, doesn't change the distance between neighbouring particulates. But on the other hand, the micro-finite element with internal slip can not always be identified to be of micro-scale. The fluid in motion is then the object of pasting together micro-finite elements defined in local space-time [6]. The velocity, now meaning the uniquely determined contact velocity, indicates the average translation motion of all particulates confined to the element, which is a transportable (inertial) property. Besides, the shear-induced order of the particulates [7][8] will be formed and adjusted quickly during the flow and the micro-eddies may be produced by the way. In

this paper, the vortex fields are introduced to characterise the relative orientation between the neighbouring elements and the micro-rotation within the element, which are regarded as the structural property and the dissipative one, respectively.

The vortex fields are expressed by an axial-vector valued differential 1-form

$$\mathbf{W}^i = W_\mu^i dx_\mu = \Phi^i dt + A_k^i dx_k. \quad (2)$$

where the temporal part  $\Phi^i$  is referred to as the micro-eddy field while the spatial part  $A_k^i$  the swirl field. Mathematically, the vortex fields can be used to define the connection on frame bundle of the fluid manifold, meaning that

$$D\mathbf{e}_i = \varepsilon_{ijk} \mathbf{W}^k \mathbf{e}_j, \quad (3)$$

where  $D$  is the covariant exterior differential operator. Using the swirl field, one can calculate the slip strength by

$$D(\mathbf{u}_i \mathbf{e}_i) = (DV_i) \mathbf{e}_i \wedge dt = Y_{ki} \mathbf{e}_i dx_k \wedge dt, \quad (4)$$

with

$$Y_{ki} = D_k V_i = \partial_k V_i + \varepsilon_{ilm} A_k^l V_m, \quad (5)$$

which is also referred to as the velocity intensity. For the Newtonian fluids, the viscous friction is then formulated as

$$\sigma = \mu * D(\mathbf{u}_i \mathbf{e}_i) = \mu (D_k V_i) \mathbf{e}_i da_k = \mu (\partial_k V_i + \varepsilon_{ilm} A_k^l V_m) \mathbf{e}_i da_k, \quad (6)$$

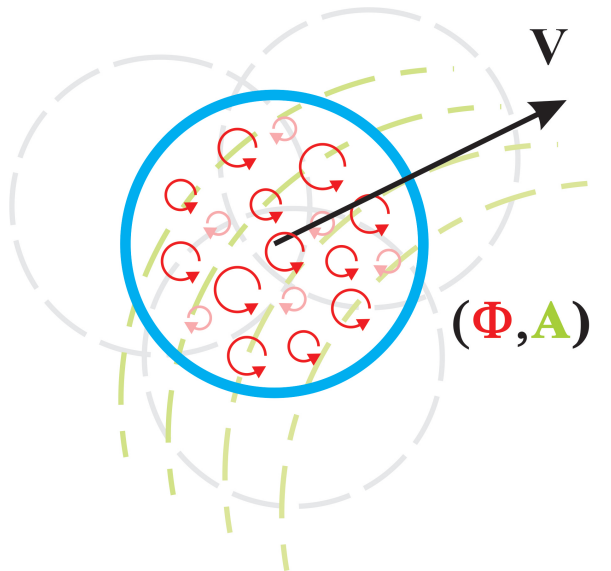


FIG. 2. Sketch of the micro-finite element.

where the operator  $*$  for any base form  $\mathbf{b}$  is defined by

$$\mathbf{b} \wedge * \mathbf{b} = * \mathbf{b} \wedge \mathbf{b} = dv \wedge dt. \quad (7)$$

The introduction of swirl field in the viscous friction implies that, besides the macroscopic velocity, the orientation ordering can also be carried by particulates in their diffusing processes.

The topological structure of the connection is essentially determined by the curvature tensor, or physically the vortex intensity, defined by

$$\mathbf{F}^i = D\mathbf{W}^i = d\mathbf{W}^i + \varepsilon_{ijk} \mathbf{W}^j \wedge \mathbf{W}^k = B_k^i da_k + H_k^i dx_k \wedge dt, \quad (8)$$

with  $B_k^i = \varepsilon_{klm} (\partial_l A_m^i + \frac{1}{2} \varepsilon_{ipq} A_l^p A_m^q)$  referred to as the swirl intensity and  $H_k^i = \partial_k \Phi^i - \partial_4 A_k^i + \varepsilon_{ipq} A_k^p \Phi^q$  the micro-eddy intensity. From (8), the structural equations (or called the Bianchi identity mathematically) can be derived as

$$D\mathbf{F}^i = d\mathbf{F}^i + \varepsilon_{ijk} \mathbf{W}^j \wedge \mathbf{F}^k = \mathbf{0}. \quad (9)$$

Geometrically, the vortex fields consist of 12 components but an arbitrary transformation of frame with 3 parameters is permitted (see Section 5.2), that is to say, only 9 variables are independent for the description of structures in the fluid, while the derived curvature tensor with 18 components needs 9 compatible identities as given by (9).

The coupling of the velocity and the vortex fields can be exploited. As mentioned above, a particulate with velocity  $V_i$  diffusing unit distance along the direction  $\mathbf{e}_k$  (or across the unit area perpendicular to  $\mathbf{e}_k$ ) will transport a momentum  $\partial_k V_i$  plus an increment  $\varepsilon_{ilm} A_k^l V_m$  induced by the ordering atmosphere. Mathematically, this increment can be obtained simply by the replacement of the ordinal differential by the covariant differential associated with the connection. Thus, a consideration of close diffusion yields the marvellous contribution

$$\chi_i = DD\mathbf{u}_i = \varepsilon_{ilm} B_k^l V_m da_k \wedge dt \quad (10)$$

indicating the induced jump of momentum  $\chi_{ki} = \varepsilon_{ilm} B_k^l V_m$  emerging from the ordering structure when a particulate diffusing along a loop with unit area perpendicular to  $\mathbf{e}_k$ . Besides the coupling of the swirl field with the global translation  $V_i$ , the micro-eddy field  $\Phi^i$  exhibits a set of relatively isolated processes. First, the micro-eddies can be regarded as the dissipative remnant of the adjustment of orientation ordering of particulates, though they

also open a way to intervene the main stream by the body moment of force they require. Further, the micro-eddy intensity  $H_k^i$  indicates the flux of micro-rotation per time carried by the particulates diffusing unit distance along the direction  $\mathbf{e}_k$ .

In summary, the basic flow fields and their intensities can be defined in terms of the element as

- $V_i$ : the micro-displacement of element after unit time;
- $Y_{ki}$ : the difference of micro-displacement of the element after unit time when translating unit distance along the direction  $\mathbf{e}_k$ ;
- $\Phi^i$ : the left micro-rotation in the element after unit time;
- $A_k^i$ : the required micro-rotation of the element when translating unit distance along the direction  $\mathbf{e}_k$ ;
- $B_k^i$ : the micro-rotation jump of the element when translating along a loop with unit area perpendicular to  $\mathbf{e}_k$ ;
- $H_k^i$ : the difference of left micro-rotation in the element after unit time when unit distance along the direction  $\mathbf{e}_k$ .

### III. VISCOUS INTERACTIONS UNDER ORDERING ATMOSPHERE

The swirl field, able to indicate the complicated structures of shear-induced ordering (Fig. 3), also brings out various mechanisms of viscous interactions. Besides those couplings with different fields and among different components, as shown in the last section, a remarkable mechanism is the twirling process to bind the main stream and the slip friction as indicated by  $J_k^i = \varepsilon_{ilm} V_l \sigma_{km}$ , which makes sense when the direction of shear deviates from the direction of flow. The derivation in the next section will show that the twirling mechanism is the source of the structure evolution, and so results in the complexity of turbulence. The twirling interaction is usually expressed by an axial vector 3-form  $J_k^i da_k \wedge dt$  with the measure of moment of force.

As the general routine to construct the physical theory, the variational principle from the Lagrangian density of the fluid is expectable for the new theory. The merits of a variational

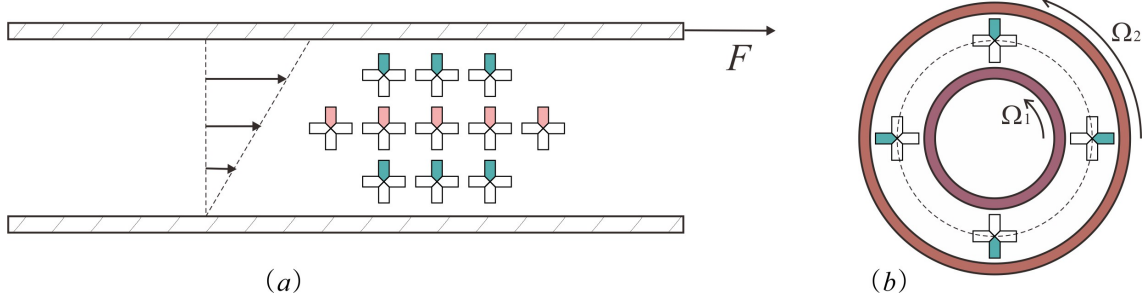


FIG. 3. Shear-induced ordering.

derived theory include the certain internal consistency and that the physical symmetries of the system can be directly related to conservation laws required for any and all solutions, last but not least the fact that variational formulations lead to a complete theory of compatible boundary and initial conditions. For instance, the Lagrangian density

$$L_{eu} [V_i] = V_i (\rho a_i - f_i + \partial_i p) \quad (11)$$

can be used to obtain the Euler equations

$$M_i = \frac{\partial L_{eu}}{\partial V_i} = \rho a_i - f_i + \partial_i p = 0 \quad (12)$$

for perfect and incompressible fluids, where the acceleration  $a_i$ , body force  $f_i$  and pressure  $p$  are regarded invariant in variational process. According to the above discussion of viscous mechanisms, an additional Lagrangian density  $L_{vis}$  for real fluids with viscosity can be constructed as

$$L_{vis} [V_i, W_\mu^j] = L_Y [Y_{ki}] + L_\chi [\chi_{ki}] - L_\Phi [\Phi^i] - L_H [H_k^i] \quad (13)$$

following the minimal replacement and the minimal coupling principles of the gauge field theory (cf. [9]), where  $L_Y$ ,  $L_B$ ,  $L_\Phi$ ,  $L_H$  are non-negative energy functionals of generalised fluxes  $Y_{ki}$ ,  $\chi_{ki}$ ,  $\Phi^i$ ,  $H_k^i$ . In the above formulation, there are minus signs in front of  $L_\Phi$  and  $L_H$ , indicating that the micro-eddy field represents a kind of motion independent of the main stream, which is of micro-scale and essentially dissipative. Such a structure also proclaims the convertibility of the actions between the micro-eddies and the main stream, by virtue of the viscous interactions with the swirl structures as a bridge. Based on the Lagrangian density

$$L [V_i, W_\mu^j] = L_{eu} [V_i] + L_{vis} [V_i, W_\mu^j], \quad (14)$$

TABLE I. Work conjugate pairs of generalised fluxes and forces in viscous interactions.

Generalised flux	Generalised force	Property of generalized force
$V_i$	$\Sigma_i = \frac{\partial L_\chi}{\partial V_i} = \varepsilon_{ilm} \Pi_{kl} B_k^m$	Coupling, vector space-time bulk 4-form
$\Phi^i$	$m^i = \frac{\partial L_\Phi}{\partial \Phi^i}$	Constitutive, axial vector bulk 3-form
$A_k^i$	$J_k^i = \frac{\partial L_Y}{\partial A_k^i} = \varepsilon_{ilm} V_l \sigma_{km}$	Coupling, axial vector space-time 3-form
$Y_{ki}$	$\sigma_{ki} = \frac{\partial L_Y}{\partial Y_{ki}}$	Constitutive, vector space-time area 3-form
$\chi_{ki}$	$\Pi_{ki} = \frac{\partial L_\chi}{\partial \chi_{ki}}$	Constitutive, vector space-time 2-form
$H_k^i$	$E_k^i = \frac{\partial L_H}{\partial H_k^i}$	Constitutive, axial vector area 2-form
$B_k^i$	$G_k^i = \frac{\partial L_\chi}{\partial B_k^i} = \varepsilon_{ilm} V_l \Pi_{km}$	Coupling, axial vector space-time 2-form

we list the work conjugate pairs of generalised fluxes and forces in Table 1, where some relations between the generalised forces and the generalised fluxes can be regarded as the essential constitutive laws while the others are just derived through the coupling processes, say  $\Sigma_i = \frac{\partial L_\chi}{\partial V_i} = \varepsilon_{ilm} B_k^m \frac{\partial L_\chi}{\partial \chi_{kl}}$ . Comparing with the generalised flux, the associated generalised force has the same direction property as an ordinary or axial vector, but their form bases are complementary to each other, for example,  $\mathbf{Y}_i \wedge \sigma_i = Y_{ki} \sigma_{ki} dv \wedge dt$ .

#### IV. DYNAMICAL EQUATIONS OF VISCOUS FLOW

Use  $\varphi_i$ ,  $\eta_k^i$  and  $\eta_4^i$  as the variations of  $V_i$ ,  $A_k^i$  and  $\Phi^i$ , respectively, namely

$$\varphi_i = \delta V_i, \eta_k^i = \delta A_k^i, \eta_4^i = \delta \Phi^i, \quad (15)$$

so from

$$\delta Y_{ki} = \partial_k \varphi_i + \varepsilon_{ipq} A_k^p \varphi_q + \varepsilon_{ipq} \eta_k^p V_q, \quad (16)$$

$$\delta B_k^i = \varepsilon_{klm} (\partial_l \eta_m^i + \varepsilon_{ipq} \eta_l^p A_m^q), \quad (17)$$

$$\delta H_k^i = \partial_k \eta_4^i - \partial_4 \eta_k^i + \varepsilon_{ipq} \eta_k^p \Phi^q + \varepsilon_{ipq} A_k^p \eta_4^q, \quad (18)$$



we have the variation of the Lagrangian density respect to  $\{V_i, W_\mu^j\}$  as

$$\begin{aligned}
\delta L &= (M_i + \Sigma_i)\varphi_i + \sigma_{ki}\delta Y_{ki} - m^i\eta_4^i + G_k^i\delta B_k^i - E_k^i\delta H_k^i \\
&= (M_i + \Sigma_i - \partial_k\sigma_{ki} - \varepsilon_{ilm}A_k^l\sigma_{lm})\varphi_i + \partial_k(\sigma_{ki}\varphi_i) \\
&\quad - (m^i - \partial_k E_k^i - \varepsilon_{ipq}A_k^p E_k^q)\eta_4^i - \partial_k(E_k^i\eta_4^i) \\
&\quad + [J_k^i - \partial_4 E_k^i - \varepsilon_{ipq}\Phi^p E_k^q + \varepsilon_{klm}(\partial_l G_m^i + \varepsilon_{ipq}A_l^p G_m^q)]\eta_k^i \\
&\quad + \partial_4(E_k^i\eta_k^i) - \partial_k(\varepsilon_{klm}G_l^i\eta_m^i).
\end{aligned}$$

Noticing that the variations of field variables are independent to each other and vanish on the boundary, the minimal action principle of fluid system occupying the space-time domain  $\mathcal{D}$ , namely

$$\delta \int_{\mathcal{D}} L[V_i; A_k^i, \Phi^i] dv \wedge dt = \int_{\mathcal{D}} \delta L[V_i; A_k^i, \Phi^i] dv \wedge dt = 0, \quad (19)$$

yields the dynamical relations between the generalised forces, which can be written compactly using the differential forms as

$$\mathbf{M}_i + \Sigma_i = d\sigma_i + \varepsilon_{ilm}\mathbf{A}^l \wedge \sigma_m = D\sigma_i, \quad (20)$$

$$\mathbf{J}^i = d\mathbf{Q}^i + \varepsilon_{ipq}\mathbf{W}^p \wedge \mathbf{Q}^q = D\mathbf{Q}^i, \quad (21)$$

where

$$\mathbf{J}^i = \frac{\partial L_\Phi}{\partial \Phi^i} dv + \frac{\partial L_Y}{\partial A_k^i} da_k \wedge dt = \mathbf{m}^i + J_k^i da_k \wedge dt, \quad (22)$$

$$\mathbf{Q}^i = \frac{\partial L_H}{\partial H_k^i} da_k + \frac{\partial L_\chi}{\partial B_k^i} dx_k \wedge dt = \mathbf{E}^i + \mathbf{G}^i. \quad (23)$$

It should be pointed out that the exterior differentials (20) are limited to be of spatial, since the force equilibrium (20) holds on any volume domain at every instant. But in (21), there are two parts: one is about the micro-moments of force over the volume domain, another is about the micro-moment fluxes of force across the surface domain. Since the two parts of micro-moments of force are not completely independent to each other, we have the derived integrability conditions

$$D\mathbf{J}^i = d\mathbf{J}^i + \varepsilon_{ipq}\mathbf{W}^p \wedge \mathbf{J}^q = \varepsilon_{ipq}\mathbf{F}^p \wedge \mathbf{Q}^q = \varepsilon_{ipq}(H_k^p E_k^q + B_k^p G_k^q) dv \wedge dt \quad (24)$$

on any space-time domain, which are usually simplified as the covariant conservation of micro-moment currents

$$D\mathbf{J}^i = \mathbf{0} \quad (25)$$

if the coaxialities between  $\mathbf{H}$  and  $\mathbf{E}$ ,  $\mathbf{B}$  and  $\mathbf{G}$ , respectively, are applied. Further using the coaxialities between  $\mathbf{m}$  and  $\Phi$ ,  $\sigma$  and  $\mathbf{Y}$ , the expansion of (25) results in

$$\partial_4 m^i = \varepsilon_{ipq} V_p D_k \sigma_{kq}, \quad (26)$$

implying that the bulk twirling process results in the increase of micro-moments of force, and so directly produces the micro-eddies.

Different fluids may possess different constitutive laws and different properties of matter. For most fluids consisting of small molecules, the intrinsic isotropy will guarantee the coaxialities between the generalised fluxes and forces in the constitutive laws. For the simplest case of Newton's fluids, like water and air in ordinary flows [10], the Lagrangian density is simply quadratic such that

$$L [V_i, W_\mu^j] = L_{eu} + \frac{1}{2} \mu (Y_{ki} Y_{ki} - \Phi^i \Phi^i) + \frac{1}{2} \mu \Lambda (\chi_{ki} \chi_{ki} - H_k^i H_k^i) \quad (27)$$

containing only two parameters of matter: the conventional viscosity coefficient  $\mu$  and the added parameter  $\Lambda$  with the dimension of area, which could be related to the size of micro-finite element. Under the construction (27) of Lagrangian density, we can derive the controlling equations

$$\rho \frac{dV_i}{dt} - f_i + \partial_i p = \mu \nabla^2 V_i + \mu \varepsilon_{ilm} (2A_k^l \partial_k V_m + V_m \partial_k A_k^l) - \mu h_{ij,mn} V_j (A_k^m A_k^n + \Lambda B_k^m B_k^n) \quad (28)$$

$$\Phi^i = \Lambda (\partial_k H_k^i + \varepsilon_{ipq} A_k^p H_k^q) \quad (29)$$

$$\varepsilon_{ilm} V_l Y_{jm} = \Lambda (\partial_4 H_j^i + \varepsilon_{ipq} \Phi^p H_j^q) - \Lambda \varepsilon_{jlm} [\partial_l (h_{is,pt} V_p V_t B_m^s) + \varepsilon_{irp} A_l^r h_{ps,qt} V_q V_t B_m^s] \quad (30)$$

for the velocity, micro-eddy and swirl fields, respectively, where

$$h_{ij,mn} = \varepsilon_{kim} \varepsilon_{kjn} = \delta_{ij} \delta_{mn} - \delta_{in} \delta_{jm}, \quad (31)$$

and the viscosity coefficients in (29) and (30) have been eliminated from both sides. As mentioned above, these equations represent the balances of momentum and micro-moments of force in fluid. The equations (28), (29) and (30) together with the continuity equation  $\partial_i V_i = 0$  constitute a close system of sixteen equations for the sixteen field quantities  $\{p, V_i, A_k^j, \Phi^l, i, j, k, l = 1, 2, 3\}$ . Finally, it is easy to verify that the conservation (26) of micro-moment currents takes the form

$$\partial_4 \Phi^i = \varepsilon_{ilm} V_l D_k Y_{km}, \quad (32)$$

seeming to be a geometrical relation without any property of matter.

## V. PRELIMINARY ANALYSES OF DYNAMICAL EQUATIONS

### A. Energy equilibriums

Rewrite the dynamical equations (20) and (21) in the component form, namely

$$\rho a_i - f_i + \partial_i p + \Sigma_i = \partial_k \sigma_{ki} + \varepsilon_{ilm} A_k^l \sigma_{km}, \quad (33)$$

$$m^i = \partial_k E_k^i + \varepsilon_{ipq} A_k^p E_k^q, \quad (34)$$

$$\varepsilon_{ilm} V_l \sigma_{km} = \partial_4 E_k^i + \varepsilon_{ipq} \Phi^p E_k^q - \varepsilon_{klm} (\partial_l G_m^i + \varepsilon_{ipq} A_l^p G_m^q), \quad (35)$$

we can derive the energy equilibrium relations

$$\rho a_i V_i - f_i V_i + V_i \partial_i p + \Sigma_i V_i = \partial_k (\sigma_{ki} V_i) - \sigma_{ki} Y_{ki}, \quad (36)$$

$$m^i \Phi^i = \partial_k (E_k^i \Phi^i) - E_k^i \partial_4 A_k^i - E_k^i H_k^i, \quad (37)$$

$$\begin{aligned} \varepsilon_{ilm} A_k^i V_l \sigma_{km} &= \partial_4 (E_k^i A_k^i) - E_k^i \partial_k \Phi^i + E_k^i H_k^i + \varepsilon_{klm} \partial_k (A_l^i G_m^i) \\ &\quad - G_k^i B_k^i - \frac{1}{2} \varepsilon_{klm} \varepsilon_{ipq} A_k^p A_l^q G_m^i. \end{aligned} \quad (38)$$

From the first two equations, we find the non-negative terms  $\sigma_{ki} Y_{ki}$ ,  $\Sigma_i V_i$  and  $E_k^i H_k^i$ , and the boundary acting terms  $\partial_k (\sigma_{ki} V_i)$  and  $\partial_k (E_k^i \Phi^i)$ ; it is interesting that there appears a term  $E_k^i \partial_4 A_k^i$  in (37) transferring energy between the structures and micro-eddies through the changing of the swirl field. The third equation is of the energy transfer: two non-negative terms  $E_k^i H_k^i$  and  $G_k^i B_k^i$  have minus relation here, indicating the exchange of energy between the swirl structures and the micro-eddies; the term  $\partial_4 (E_k^i A_k^i)$  can be regarded as the increase of energy stored in the swirl field while the term  $\varepsilon_{ilm} A_k^i V_l \sigma_{km}$  shows the contribution of the twirling process from the main stream. The combination of the three energy equations results in the equilibrium of total mechanical energy as

$$\begin{aligned} \frac{d \left( \frac{1}{2} \rho V_i V_i \right)}{dt} + \sigma_{ki} Y_{ki} + m^i \Phi^i + E_k^i H_k^i &= f_i V_i + \partial_i (p V_i) + \partial_k (\sigma_{ki} V_i) + \varepsilon_{ilm} A_k^i V_l \sigma_{km} \\ &\quad + \partial_k (E_k^i \Phi^i) - \partial_4 (E_k^i A_k^i) + \varepsilon_{klm} \partial_l (A_k^i G_m^i) \\ &\quad + \varepsilon_{ipq} \Phi^p A_k^q E_k^i + \frac{1}{2} \varepsilon_{klm} \varepsilon_{ipq} A_k^p A_l^q G_m^i, \end{aligned} \quad (39)$$

where uses are made of the continuity equation  $\partial_i V_i = 0$  and the equality  $G_k^i B_k^i = \Sigma_i V_i$ . The increase of kinetic energy and the dissipative terms are listed in the left, while besides the works of body force, pressure and boundary viscous forces, the right includes three terms  $\varepsilon_{ilm} A_k^i V_l \sigma_{km}$ ,  $\varepsilon_{ipq} \Phi^p A_k^q E_k^i$  and  $\frac{1}{2} \varepsilon_{klm} \varepsilon_{ipq} A_k^p A_l^q G_m^i$  being the coupling works of different fields.

## B. Field equations under streamline frames

In this subsection, we denote the contact velocity by

$$\mathbf{V}(\mathbf{r}, t) = q\mathbf{n}_1, \quad (40)$$

where  $q \geq 0$  is the speed, and the unit vector  $\mathbf{n}_1$  indicates the direction of flow. For a simple shear flow,  $\mathbf{n}_1$  also represents the shear direction, while the direction  $\mathbf{n}_2$  of slip line can be define by

$$\nabla q \times \mathbf{n}_1 = H\mathbf{n}_2, \quad (41)$$

and the plane with normal  $\mathbf{n}_3 = \mathbf{n}_1 \times \mathbf{n}_2$  is called the slip plane. The fluid domain with both  $q$  and  $H$  being non-zero is referred to as the regular domain, where the streamline frame  $\{\mathbf{n}_1, \mathbf{n}_2, \mathbf{n}_3\}$  is uniquely determined and denoted by

$$\mathbf{n}_i = R_{ij}\mathbf{e}_j. \quad (42)$$

For the situation in which the orientation ordering of fluid in flow is not ideal as the simple shear flow, it is profitable to use the streamline frame as the reference to show the dynamical features of fluid flow. For simplicity, the following discussions are confined to the regular domain of fluid.

By the definition

$$D\mathbf{n}_i = \varepsilon_{ijk}\tilde{\mathbf{W}}^j\mathbf{n}_k, \quad (43)$$

we can derive the connection and the curvature tensor under the streamline frames as

$$\tilde{\mathbf{W}}^i = R_{iq}\mathbf{W}^q - \mathbf{w}^i, \quad \tilde{\mathbf{F}}^i = D\tilde{\mathbf{W}}^i = R_{iq}\mathbf{F}^q, \quad (44)$$

with

$$\mathbf{w}^i = \frac{1}{2}\varepsilon_{ipq}R_{pk}dR_{qk}. \quad (45)$$

The transformation relations (44) show that the curvature tensor is really a tensor covariantly changing with the frame while the connection is not. It is remarkable that all terms after covariant differential are covariant, for instance we have the transformations of the generalised fluxes  $\mathbf{Y}_i$  and  $\chi_i$  as

$$\tilde{\mathbf{Y}}_i = R_{ij}\mathbf{Y}_j, \quad \tilde{\chi}_i = R_{ij}\chi_j. \quad (46)$$

As for the quantities  $\mathbf{M}_i$  and  $\mathbf{m}^i$ , there exist a kinematic explanation to guarantee their covariance, namely the missing acceleration and micro-eddy observed in the space-time inhomogeneous frame must be picked up in the dynamical equilibriums.

Finally, for the Newton's fluids, the field equations become

$$\begin{aligned} \rho \left( \delta_{i1} \frac{dq}{dt} + \varepsilon_{il1} q \Omega^l \right) - \tilde{f}_i + \tilde{\partial}_i p = \mu \delta_{i1} \nabla^2 q + \mu \varepsilon_{il1} \left( 2 \tilde{A}_k^l \partial_k q + q \partial_k \tilde{A}_k^l \right) \\ - \mu h_{i1,mn} q \left( \tilde{A}_k^m \tilde{A}_k^n + \Lambda \tilde{B}_k^m \tilde{B}_k^n \right), \end{aligned} \quad (47)$$

$$\tilde{\Phi}^i + w_4^i = \Lambda \left( \partial_k \tilde{H}_k^i + \varepsilon_{ipq} \tilde{A}_k^p \tilde{H}_k^q \right), \quad (48)$$

$$\begin{aligned} q^2 \left( \tilde{A}_k^i - \delta_{i1} \tilde{A}_k^1 \right) = \Lambda \left( \partial_4 \tilde{H}_k^i + \varepsilon_{ipq} \tilde{\Phi}^p \tilde{H}_k^q \right) \\ - \Lambda \varepsilon_{klm} \left\{ \partial_l \left[ q^2 \left( \tilde{B}_m^i - \delta_{i1} \tilde{B}_m^1 \right) \right] + \varepsilon_{irs} q^2 \tilde{A}_l^r \left( \tilde{B}_m^s - \delta_{s1} \tilde{B}_m^1 \right) \right\}. \end{aligned} \quad (49)$$

where

$$\Omega^1 = 0, \quad \Omega^j = \varepsilon_{lj1} R_{lm} \frac{dR_{1m}}{dt} = -w_4^j - V_k w_k^j = -w_4^j - q \kappa \delta_{j3}, \quad j \neq 1 \quad (50)$$

coming from the relation

$$\tilde{a}_i + \varepsilon_{il1} q \Omega^l = R_{ij} \frac{dV_j}{dt} = \delta_{i1} \frac{dq}{dt} + q R_{ij} \frac{dR_{1j}}{dt}. \quad (51)$$

The streamwise projections of equations (47) and (49)

$$\rho \frac{dq}{dt} - \tilde{f}_1 + \tilde{\partial}_1 p = \mu \nabla^2 q - \mu q \left( \tilde{A}_k^2 \tilde{A}_k^2 + \tilde{A}_k^3 \tilde{A}_k^3 + \Lambda \tilde{B}_k^2 \tilde{B}_k^2 + \Lambda \tilde{B}_k^3 \tilde{B}_k^3 \right), \quad (52)$$

$$0 = \partial_4 \tilde{H}_k^1 + \varepsilon_{1pq} \tilde{\Phi}^p \tilde{H}_k^q - \varepsilon_{klm} \varepsilon_{1rs} q^2 \tilde{A}_l^r \tilde{B}_m^s, \quad (53)$$

reveal the speciality of streamwise vortex structures: (1) they provide no resistance to the main stream, (2) their origin are completely geometrical, namely from the non-interchangeability of rotation group.

### C. Expansions of field equations according to master variables and their one-dimensional models

All field equations (28)-(30) can be written in a four-term standard form according to their master variables as

$$\text{Unsteady term} + \text{Linear term} + \text{Diffusion term} = \text{Source term}. \quad (54)$$

In order to write the expansion in a form as compact as possible, we introduce the following notations: (1) keep their original expression if they obviously include no master variable, (2) for a free index  $i$ , use  $(i, i_1, i_2)$  as an even permutation of  $(1, 2, 3)$ , for example  $(i, i_1, i_2)$  corresponds to  $(2, 3, 1)$  if  $i = 2$ , the sum for repeated  $i_s$  is from 1 to 2, (3) use  $\langle i_1, i_2 \rangle$  for the sum in an asymmetrical way, for example

$$\Phi^{\langle j_1} \partial_4 A_i^{j_2 \rangle} = \Phi^{j_1} \partial_4 A_i^{j_2} - \Phi^{j_2} \partial_4 A_i^{j_1}, \quad (55)$$

and (4) for the repeated indices with underscore the sum convention no longer works. Then after some lengthy derivations, we obtain the following equations

$$\begin{aligned} \rho \frac{dV_i}{dt} + \mu (A_k^{i_s} A_k^{i_s} + \Lambda B_k^{i_s} B_k^{i_s}) V_i - \mu \nabla^2 V_i = f_i - \partial_i p + \mu \varepsilon_{ilm} (2A_k^l \partial_k V_m + V_m \partial_k A_k^l) \\ + \mu V_{i_s} (\tilde{A}_k^i \tilde{A}_k^{i_s} + \Lambda \tilde{B}_k^i \tilde{B}_k^{i_s}), \end{aligned} \quad (56)$$

$$\begin{aligned} (\Lambda^{-1} + A_k^{i_s} A_k^{i_s}) \Phi^i - \nabla^2 \Phi^i = A_k^i A_k^{i_s} \Phi^{i_s} - \partial_4 \partial_k A_k^i \\ + \varepsilon_{ilm} (2A_k^l \partial_k \Phi^m - A_k^l \partial_4 A_k^m - \Phi^l \partial_k A_k^m), \end{aligned} \quad (57)$$

$$\begin{aligned} \partial_4 \partial_4 A_k^i + \left[ \Lambda^{-1} V_{i_s} V_{i_s} + V_{\underline{i}} V_{\underline{i}} A_{k_t}^{i_s} A_{k_t}^{i_s} - \Phi^{i_s} \Phi^{i_s} + V_{i_s} V_{i_r} A_{k_t}^{i_s} A_{k_t}^{i_r} + \partial_{k_t} (V_i V_{\langle i_1} A_{k_t}^{i_2 \rangle}) \right] A_k^i \\ - \partial_{k_t} (V_{i_s} V_{i_s} \partial_{k_t} A_k^i) = -\Lambda^{-1} (V_{\langle i_1} \partial_k V_{i_2 \rangle} - V_i V_{i_s} A_k^{i_s}) + \partial_4 (\partial_k \Phi^i + A_k^{\langle i_1} \Phi^{i_2 \rangle}) \\ + \Phi^{\langle i_1} (\partial_k \Phi^{i_2 \rangle} - \partial_4 A_k^{i_2 \rangle}) - \Phi^i \Phi^{i_s} A_k^{i_s} - q^2 A_{k_t}^{\langle i_1} \partial_{\langle k} A_{k_t}^{i_2 \rangle} \\ - \partial_{k_t} \left[ V_{i_s} V_{i_s} (\partial_k A_{k_t}^i + A_k^{\langle i_1} A_{k_t}^{i_2 \rangle}) - V_i V_{i_s} \partial_{\langle k} A_{k_t}^{i_s} \rangle - V_{\langle i_1} A_k^{i_2 \rangle} V_i A_{k_t}^i \right] \\ + A_{k_t}^{\langle i_1} V_{i_2 \rangle} V_p \partial_k A_{k_t}^p + (V_{\underline{i}} V_{\underline{i}} A_{k_t}^{i_s} A_{k_t}^{i_s} + V_{i_r} V_{i_s} A_{k_t}^{i_r} A_{k_t}^{i_s}) A_{k_t}^i + A_{k_t}^{\langle i_1} V_{i_2 \rangle} A_{\langle k}^{i_1} A_{k_t}^{i_2 \rangle} V_i, \end{aligned} \quad (58)$$

where the complicated coefficients and sources show all coupling between multi-fields and multi-components. In view of the master variables, there is no nonlinear coupling of fields themselves, since the nonlinear coupling in the convection term of the velocity equations can be ascribed to the pressure, say in the derivation

$$\rho \frac{dV_i}{dt} + \partial_i p = \rho \partial_t V_i + \rho V_{i_s} (\partial_{i_s} V_i - \partial_i V_{i_s}) + \partial_i (p + \frac{1}{2} \rho V^2), \quad (59)$$

the second term in the right has no coupling of the master variable  $V_i$  with itself. Other obvious features of the controlling equations include: (1) the equations of the swirl fields have a two-order unsteady term while the equations of the micro-eddy fields have no unsteady

term, (2) the swirl fields diffuse transversely, (3) the coefficients of linear terms for the fields associated with motions (velocity and micro-eddy) are non-negative while those for the fields associated with structure (swirl) are indefinite. The appearance of linear term is the key point of the new theory. The linear term could be a regulator between the temporal evolution and spatial distribution: a positive coefficient of linear term means exponential attenuation with time and localisation in space while a negative one proclaims wavy change in space and with time if the time derivative is two order, or exponential increase with time if the time derivative is one order. It is interesting to truncate the field equations to yield their one-dimensional models. We find that there are three types of cartoon models

$$\partial_t V + \nu k^2 V - \nu \partial_{xx} V = S_V, \quad (60)$$

$$(a^{-2} + k^2) \Phi - \partial_{xx} \Phi = S_\Phi, \quad (61)$$

$$\partial_{tt} A \pm k^2 A - c^2 \partial_{xx} A = S_A, \quad (62)$$

for the controlling variables, such as velocity, micro-eddy and swirl fields, respectively, where  $\nu$  and  $a$  are properties of the fluid,  $k$  and  $c$  are parameters depending on the flow, and  $S_V$ ,  $S_\Phi$  and  $S_A$  are source terms. These model equations can be used to discuss the evolution characteristic of different kinds of fields.

## VI. EXPECTABLE EXPERIMENT VERIFICATIONS

For a parallel flow with linear shear, say the Couette flow between two plates (Fig. 3(a)), the theory of the N-S equations admits two pairs of shear stresses equal to each other on the surfaces to make the element distort and rotate, as shown in Fig. 4(b), and so decrease in height [11]. How strange is such a model? The fluid particle cannot possess finite size though it consists of a large number of particulates, since the continuous distortion makes any finite scale infinite. The decrease in height conflicts with our intuition and observation. The theory presented in this paper tells a different story about the simple flow (Fig. 4(a)). The fluid element slips under the shear friction, and cannot be regarded as a standard fluid element after any finite interval, since any fluid element is defined in a local space-time and the fluid elements on different positions can be assigned independently. Many differences could be found between two theories when the flow being curved, unsteady or even turbulent, which can be carried out by investigating the shear structures in the flow of solution with

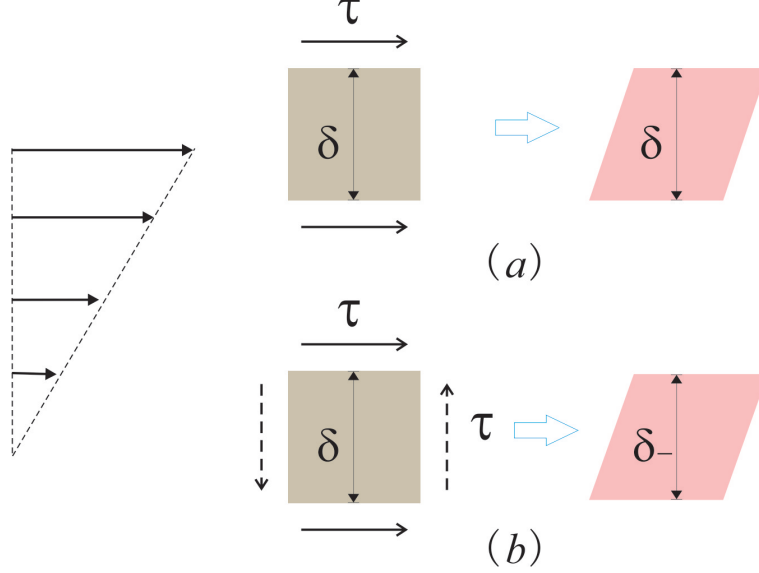


FIG. 4. Defferent understandings of the parallel shear flow.

long-chain additives susceptible of shear [12][13]. For example, the classical theory predict the same inner shear interaction in two flows shown in Fig. 2, but the new theory insists on different inner shear interactions. Can we visualise them to confirm the judgement? Here we propose a measurement experiment which can be expected to help checking the rationality of the new theory of flow.

According the slip mechanism of viscosity exploited in this paper, no bulk of fluid can sustain a rigid motion only through the viscous interaction. Let us consider a viscous fluid confined in the gap between two coaxial cylinders. According to the theory of the N-S equations, the fluid will move like a rigid body when two cylinders rotate with the same angular velocity (Fig. 3(b) with  $\Omega_1 = \Omega_2$ ). But from the new theory, the speed of flow is solved to be

$$V = \Omega R_1 + \Omega (R_2 - R_1) \frac{\ln r - \ln R_1}{\ln R_2 - \ln R_1} \neq \Omega r. \quad (63)$$

So the precise measurement of the velocity profile will provide a good verification. In practice, the length of the cylinder cannot be infinite, and the requirement for the stability of flow also needs a limit scale of gap and the angular velocity. van Gils *et al.* [14][15] tested the predicted rigid motion of water between two cylinders with height of  $0.927m$  under the parameters

$$R_1 = 0.2m, R_2 = 0.279m, \Omega = 2Hz. \quad (64)$$

They measured the azimuthal velocity profile with LDA and found a deviation within 0.6%



from the rigid motion. Using the formula (63), we calculate the maximal deviations from the rigid motion to be from 0.11% to 1.42% when the ratio  $R_2/R_1$  changes from 1.1 to 1.4. The deviation increases quickly with the radius ratio, say it reaches 4% if the ratio is 1.8, which is quite obvious to check out using today's technology.

## VII. CONCLUDING REMARKS

When the fluid element occupying a space-time point and endowed with the macroscopic velocity is recognised to be of micro-finite instead of infinitesimal, whatever small it is, the description of flowing as a space-time manifold becomes natural and the dynamics of irreversibly topological evolution of contact structures in the fluid is constructed by expressing the viscous interaction as internal slip friction. In the new framework, the coherent structures can be recognised through the nontrivial (non-integrable) swirl fields, and the domain of turbulence can be defined as the fluid with small-scale eddy. The illusions of vortex pattern observed by the moving observers [16] will be clarified since the ordering structures couple with the velocity field that is uniquely determined. Therefore, the spatial pattern and the temporal dissipation are perfectly combined to a unified quantity as the space-time connection between the fluid elements.

In summary, a new theory of viscous flow is elaborated based on the micro-finite elements and the slip and twirling mechanism of viscous interactions. Unlike the corresponding theory of elasticity, here is no topological equivalence between the theory of micro-finite element and that of infinitesimal particle. The new variables, namely the vortex fields characterising the structures connecting elements and the micro-eddies in the element, make the flowing fluid a space-time differential manifold covered by the micro-finite elements. Under the new description of fluid flow, the main stream, vortex structures and micro-eddies constitute a strongly coupled system, where the nonlinear couplings between the components of different directions, some of them are completely geometrical, take a critical role. When the constitutive laws are adapted to be linear, only one new property of the fluid with the measure of scale square is needed to make the controlling field equations close. Some features of fluid flow are exploited through the analyses of the derived equations. Finally, a rigid rotation experiment is proposed to verify the rationality of the new theory.

## ACKNOWLEDGMENTS

Z.W.N. acknowledges the financial support from the NSFC (Grants No. 11372124).

## COMPLIANCE WITH ETHICAL STANDARDS

The author declares that there is no conflict of interest. This work does not involve any active collection of human data, but only computer simulations of human behaviour. This work does not have any experimental data.

- 
- [1] U. Frisch, *Turbulence: The Legacy of A.N. Kolmogorov* (Cambridge Univ. Pr., 1995)
  - [2] A. Tsinober, *An Informal Conceptual Introduction to Turbulence* ( 2nd Edition. Springer, 2009).
  - [3] W.N. Zou, Recasting theory of elasticity with micro-finite elements. *Acta Mechanica Sinica*, 31: 679-684(2015).
  - [4] H.J. Kreuzer, *Nonequilibrium Thermodynamics and Its Statistical Foundations* (Clarendon Press, Oxford, 1981).
  - [5] D. J. Tritton, *Physical Fluid Dynamics* (2nd Ed. Clarendon Press, Oxford, 1988).
  - [6] S.-S. Chern, W.-H. Chern, & K. S. Lam, *Lectures on Differential Geometry* (World Scientific Pub., Singapore, 2000).
  - [7] B.J. Ackerson, P.N. Pusey, Shear-induced order in suspensions of hard-spheres. *Phys. Rev. Lett.* 61(8): 1033-1036 (1988).
  - [8] W.G. Xue, G.S. Grest, Shear-induced alignment of colloidal particles in the presence of a shear flow. *Phys. Rev. Lett.* 64, 419 (1990).
  - [9] D. G. B. Edelen, *Applied Exterior Calculus* (John Wiley Sons, Inc., New York., 1985)
  - [10] G.K. Batchelor, *An Introduction to Fluid Dynamics* (Cambridge Univ. Press, 1985).
  - [11] T. von Karman, *Engineering Aerodynamics Selected Topics in the Light of Their Historical Development* (Dover Pub. Inc., 2004, Page 37)(Originally published: Ithaca, N.Y. : Cornell University Press, 1954).

- [12] A. Gyr, H.W. Bewersdorff, *Drag Reduction of Turbulent Flows by Additives* (Dordrecht, Neth.: Kluwer Acad., 1995)
- [13] C.M. White, M.G. Mungal, Mechanics and Prediction of Turbulent Drag Reduction with Polymer Additives. *Annu. Rev. Fluid Mech.*, 40: 235-256 (2008).
- [14] D.P. van Gils, G.W. Bruggert, D.P. Lathrop, C. Sun, D. Lohse, The Twente turbulent Taylor-Couette (T3C) facility: Strongly turbulent (multiphase) flow between two independently rotating cylinders. *Rev. Sci. Instrum.* 82(2), 025105 (2011).
- [15] S.G. Huisman, D.P.M. van Gils, C. Sun, Applying laser Doppler anemometry inside a Taylor-Couette geometry using a ray-tracer to correct for curvature effects. *European Journal of Mechanics B/Fluids* 36: 115-119 (2012).
- [16] H. Schlichting, *Boundary-layer Theory* (McGraw-Hill Book Co., 1979)